

2014 Exonerations

A year in review

The National Registry of Exonerations

#exons2014

EXONERATION RECORDS

IN 2014



most exonerations in a year
125 exonerations



longest incarceration of an exoneratee
39 years (Ricky Jackson)



most guilty plea exonerations
47 (38% of all 2014 exons)



most drug exonerations
39 (more than triple the # in 2013)



fastest exoneration
3 days after conviction
(Alexandra Mendez)



most exonerations with cooperation from law enforcement
67 (54% of all 2014 exons)



most no-crime exonerations
58 (36 are drug cases)



most non-DNA exonerations
103 (more than total exons from any other year)



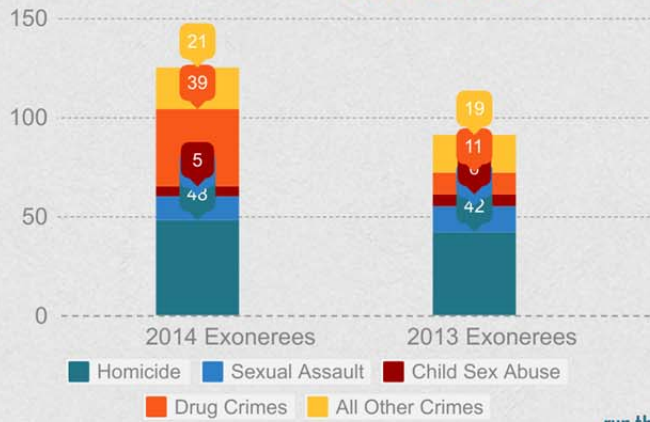
most conviction integrity unit exonerations
49 (38% of all 2014 exons)

run the cursor over the record for links to cases

as of 1/20/2015

Exonerations by type of Crime

2014 vs. 2013

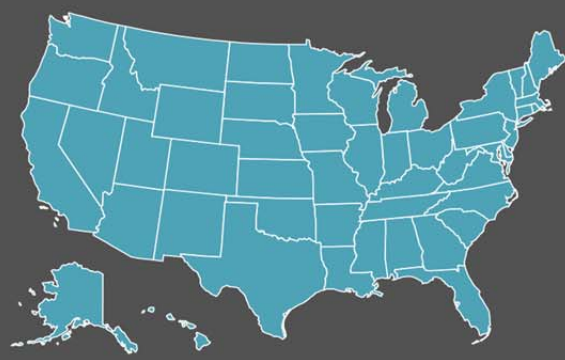


The proportion of drug crime exonerations tripled from 2013 to 2014. This was largely due to an increase in drug exonerations in Houston, TX.

run the cursor over the graph for totals
all totals as of 1/20/2015

Exonerations by State

run the cursor over states to see totals



125
exonerations
in 2014

1,535 total
exonerations

Federal, D.C., & Puerto Rico cases
not included in map.
All totals as of 1/20/2015

Conviction Integrity Units

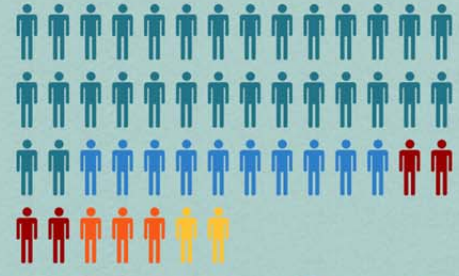
changing the face of exonerations

What are they?

Conviction Integrity Units (sometimes called by other names) are units within prosecutors' offices that review post-conviction claims of innocence.

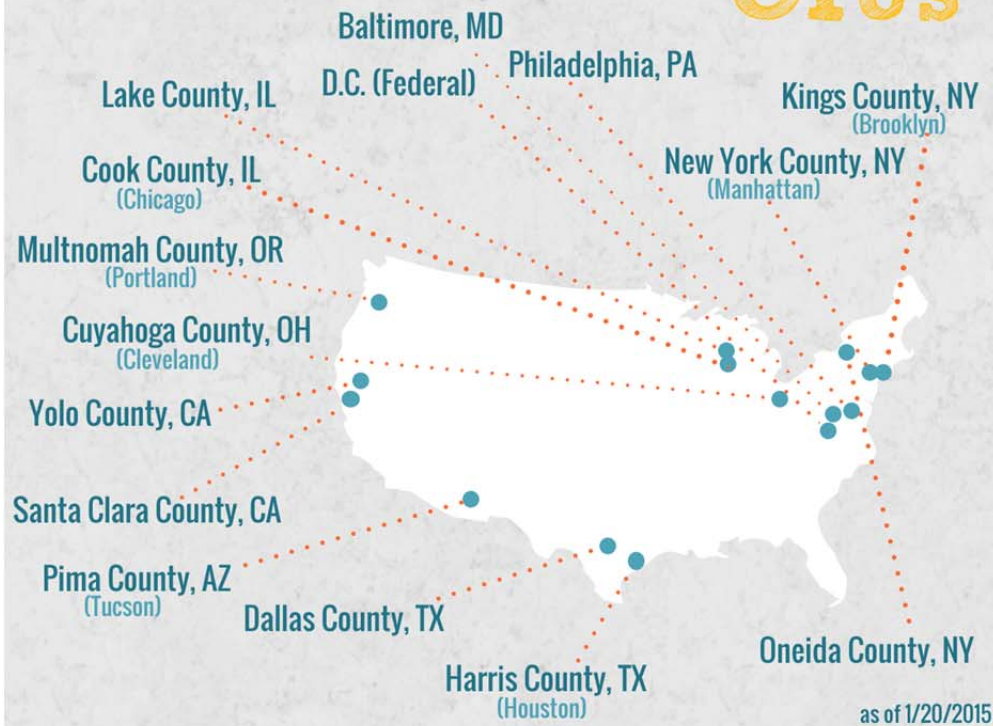


2014 CIU exonerations by county

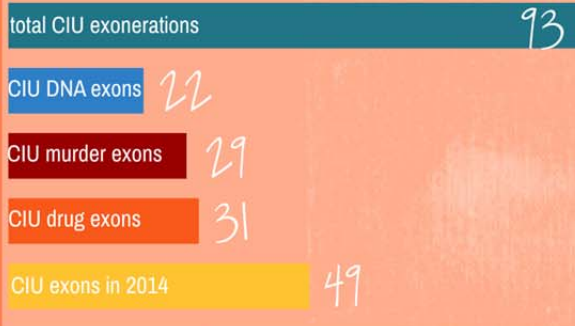


Houston Brooklyn Chicago Baltimore Dallas

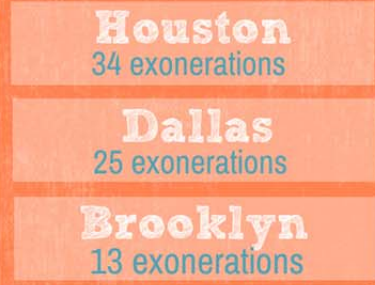
prosecutors' offices with CIUs



conviction integrity units by the numbers



CIUs with the most exonerations



run cursor over numbers for links to cases

as of 1/20/2015

Want more information?

Check out our full report at
<http://bit.ly/1C4Ywlk>

The National Registry of Exonerations



join the conversation
 #exons2014