

State of California

**California Department of Corrections and Rehabilitation
Adult Institutions, Programs, and Parole**

Operations Manual



“Public Safety, Public Service”©

**Updated Through
January 1, 2014**

Chapter 1	General Administration.....	1	Article 20	Inmate Welfare Fund.....	113
Article 1	Organization.....	1	Chapter 3	Personnel, Training, and Employee Relations.....	116
Article 2	<i>Unassigned</i>	17	Article 1	Equal Employment Opportunity/Sexual Harassment Policy.....	116
Article 3	Standing Committees.....	17	Article 2	Health and Safety Program.....	120
Article 4	California Prison Industry Authority.....	19	Article 3	Employee Awards Program.....	137
Article 5	Evacuation and Emergency Management.....	21	Article 4	Employee Wellness Programs.....	142
Article 6	Regulation and Policy Directives.....	23	Article 5	Paraprofessional.....	150
Article 7	Conferences and Conventions.....	29	Article 6	Appointments.....	151
Article 8	Correspondence.....	31	Article 7	Personnel Identification Cards.....	163
Article 9	<i>Reserved</i>	32	Article 8	Leave Credit and Overtime Management.....	165
Article 10	State Business Mail.....	32	Article 9	Employee Death.....	170
Article 11	Publications.....	34	Article 10	Conflict of Interest.....	175
Article 12	Telephone, Facsimiles, and Cellular Type Telephones....	35	Article 11	Smoking – Nonsmoking and Tobacco.....	176
Article 13	Public/Media Information.....	38	Article 12	Staff Meetings.....	177
Article 14	Community Relations.....	43	Article 13	Salary and Compensation.....	177
Article 15	Information Practices.....	45	Article 14	Internal Affairs Investigations.....	181
Article 16	Public Records.....	53	Article 15	Release of Payroll Warrants.....	187
Article 17	Motion Pictures, Radio, and Television.....	56	Article 16	Managerial Performance Appraisal System.....	189
Article 18	Legal Matters.....	58	Article 17	Personnel Examining.....	192
Article 19	Research.....	64	Article 18	General Training.....	196
Article 20	Polygraph.....	66	Article 19	Basic Academy Training.....	208
Article 21	<i>Reserved</i>	66	Article 20	Personnel Policies.....	210
Article 22	Legislation.....	66	Article 21	Uniforms/Employee Grooming Standards.....	221
Article 23	Records Management.....	69	Article 22	Employee Discipline.....	234
Article 24	<i>Unassigned</i>	72	Article 23	Employee Services.....	253
Article 25	<i>Unassigned</i>	72	Chapter 4	Information Technology.....	255
Article 26	American Correctional Association Standards.....	72	Article 1	Information Technology Definitions and Acronyms...	255
Chapter 2	Budget Development.....	73	Article 2	EDP Responsibility.....	261
Article 1	Budget Planning.....	73	Article 3	<i>Unassigned</i>	263
Article 2	Operating Expenses and Equipment.....	75	Article 4	General Information and Policy.....	263
Article 3	<i>Unassigned</i>	75	Article 5	EDP Standards.....	264
Article 4	Capitol Outlay.....	75	Article 6	Quality Assurance and Quality Control.....	266
Article 5	Reimbursements.....	77	Article 7	Information Management Planning.....	267
Article 6	<i>Unassigned</i>	80	Article 8	Project Initiation and Approval.....	268
Article 7	<i>Unassigned</i>	80	Article 9	Project Management.....	270
Article 8	<i>Unassigned</i>	80	Article 10	Project Review and Basic Policy.....	271
Article 9	<i>Unassigned</i>	80	Article 11	Project Reporting Requirements.....	272
Article 10	Equipment and Supplies.....	80	Article 12	Project Evaluation.....	275
Article 11	Travel.....	80	Article 13	Policy and General Information.....	276
Article 12	Materials Management.....	85	Article 14	Methods of Procurement.....	276
Article 13	Contracts.....	102	Article 15	Lease of EDP Equipment.....	277
Article 14	Field Offices.....	105	Article 16	Purchase of EDP Equipment.....	277
Article 15	Selection of Professional Consulting Services.....	106	Article 17	General Contract Requirements.....	278
Article 16	Employee Personal Property.....	107	Article 18	EDP Maintenance Contracts.....	278
Article 17	Evaluations and Fiscal Control Audits.....	108	Article 19	EDP Personal Services Contracts.....	278
Article 18	Fiscal and Administrative Reviews.....	110	Article 20	Consulting Services Contract.....	278
Article 19	DVBE Program for Services, Commodities, and Public Works.....	111	Article 21	Inter-Agency Agreements.....	279

Article 22	—	Policy and General Information.....	279	Article 19	—	Arrest, Search, and Seizure.....	377
Article 23	—	EDP Equipment Maintenance.....	280	Article 20	—	Disposition of Contraband.....	383
Article 24	—	EDP Equipment Inventory.....	280	Article 21	—	Inmate Use of Telephones.....	384
Article 25	—	EDP Equipment Maintenance Records.....	281	Article 22	—	Gang Management.....	386
Article 26	—	Disposal of EDP Equipment.....	281	Article 23	—	Inmate Discipline.....	392
Article 27	—	Disposal of EDP Supplies.....	282	Article 24	—	Fire Protection.....	401
Article 28	—	Offender Based Information System.....	283	Article 25	—	Inmate Indecent Exposure & Sexual Disorderly Conduct Management.....	405
Article 29	—	SCO Systems.....	284	Article 26	—	Air Space Management.....	407
Article 30	—	C.L.E.T.S.....	284	Article 27	—	<i>Unassigned</i>	408
Article 31	—	<i>Unassigned</i>	285	Article 28	—	<i>Unassigned</i>	408
Article 32	—	Public Safety Radio Communications Systems.....	285	Article 29	—	Social Services and Counseling.....	408
Article 33	—	Incident Reports Database.....	287	Article 30	—	Inmate Smoking Policy.....	409
Article 34	—	Revocation Tracking System.....	288	Article 31	—	<i>Unassigned</i>	409
Article 35	—	Computer Room Construction.....	288	Article 32	—	<i>Unassigned</i>	409
Article 36	—	Instant Messaging.....	288	Article 33	—	<i>Unassigned</i>	409
Article 37	—	Classification Tracking System.....	290	Article 34	—	<i>Unassigned</i>	409
Article 38	—	Electronic Mail.....	291	Article 35	—	<i>Unassigned</i>	409
Article 39	—	Statewide Accounting and Reporting System.....	293	Article 36	—	Institution Publications.....	409
Article 40	—	Distributed Data Processing System.....	293	Article 37	—	<i>Unassigned</i>	410
Article 41	—	Departmental Workgroup Computing Policy.....	294	Article 38	—	Inmate Advisory Committees.....	410
Article 42	—	Departmental Modem Policy.....	301	Article 39	—	IW/TIP.....	413
Article 43	—	Handheld Computing Devices.....	301	Article 40	—	Joint Venture.....	422
Article 44	—	General Information.....	302	Article 41	—	Inmate Mail.....	426
Article 45	—	Information Security.....	304	Article 42	—	Visiting.....	434
Article 46	—	Information Systems Risk Management.....	315	Article 43	—	Inmate Property.....	446
Article 47	—	Disaster Recovery Planning.....	317	Article 44	—	Prison Rape Elimination Policy.....	491
Article 48	—	Electronic Data Processing Auditing.....	319	Article 45	—	Care, Treatment, & Security of Pregnant Offenders.....	495
Article 49	—	Special Security Considerations.....	319	Article 46	—	Inmate Housing Assignments.....	498
Chapter 5	—	Adult Custody and Security Operations.....	322	Article 47	—	Integrated Housing.....	501
Article 1	—	Peace Officer Authority.....	322	Article 48	—	Transitional Housing Unit.....	502
Article 2	—	Use of Force.....	322	Article 49	—	Inmate Clothing, and Laundry Exchange Services...	503
Article 3	—	Incident Report.....	332	Article 50	—	Canteen.....	505
Article 4	—	Post Orders.....	335	Article 51	—	Food Service.....	507
Article 5	—	Post Assignment Schedule.....	335	Article 52	—	Request for Interview, Item, or Service.....	511
Article 6	—	Daily Activity Report.....	338	Article 53	—	Inmate/Parolee Appeals.....	512
Article 7	—	Inmate Deaths, Serious Injury, or Illness Notification.....	339	Article 54	—	Investigation of Gassing Incidents.....	525
Article 8	—	Inmate Civil Rights.....	342	Chapter 6	—	Adult Classification.....	527
Article 9	—	Display of the United States and State Flags.....	342	Article 1	—	Reception Centers.....	527
Article 10	—	<i>Unassigned</i>	348	Article 2	—	Case Considerations.....	536
Article 11	—	Administrative Officer-of-the-Day.....	348	Article 3	—	Cumulative Case Summary.....	560
Article 12	—	Inmate Pay.....	349	Article 4	—	Presentence Diagnostic Study.....	563
Article 13	—	CALPIA Inmate Hiring Requirements and Pay.....	352	Article 5	—	Classification Process.....	564
Article 14	—	Conservation Camps.....	356	Article 6	—	Recall of Commitment.....	571
Article 15	—	Controlled Substances.....	363	Article 7	—	Transfers – DMH.....	572
Article 16	—	Inmate Count and Movement.....	365	Article 8	—	Interstate, Federal, and International Placements.....	575
Article 17	—	Control of Dangerous and Toxic Substances.....	370	Article 9	—	Special Placements.....	577
Article 18	—	Tool Control.....	374				

Article 10	— Behavior Management Unit.....	581	Article 15	— Exclusions and Discharges.....	734
Article 11	— Temporary Removals.....	583	Article 16	— Re-Entry Policy.....	738
Article 12	— Treatment Categories.....	590	Article 17	— Re-Entry Compliance and Audit.....	738
Article 13	— Board of Parole Hearings.....	592	Article 18	— Re-Entry Referral.....	739
Article 14	— <i>Reserved</i>	599	Article 19	— Re-Entry Transfer.....	741
Article 15	— <i>Unassigned</i>	599	Article 20	— Inmate Funds.....	741
Article 16	— <i>Reserved</i>	599	Article 21	— Inmate Furlough.....	742
Article 17	— Sexually Violent Predators.....	599	Article 22	— Re-entry Case Planning and Supervision.....	744
Chapter 7	— Adult Case Records Information.....	603	Article 23	— Medical Services.....	745
Article 1	— Uniform Case Records Systems.....	603	Article 24	— Custody and Security.....	747
Article 2	— Case Records Service Unit.....	605	Article 25	— Inmate Operation of Motor Vehicle.....	750
Article 3	— Types of Records.....	606	Article 26	— Revocations.....	750
Article 4	— Initial Intake Procedure.....	613	Article 27	— Hearing Waivers.....	751
Article 5	— Central File and Transfer of Records.....	616	Article 28	— Revocation Screening.....	752
Article 6	— Detainers.....	618	Article 29	— Attorney Determination.....	752
Article 7	— Extraditions.....	626	Article 30	— Witnesses.....	753
Article 8	— Notices.....	627	Article 31	— Subpoenas.....	754
Article 9	— Wanted Persons System.....	629	Article 32	— Revocation Hearings.....	754
Article 10	— Legal Status Information.....	632	Article 33	— Revocation Extension Hearing.....	755
Article 11	— <i>Unassigned</i>	640	Article 34	— DMH Commitment.....	756
Article 12	— Time Computations.....	640	Article 35	— Unit Supervisor Responsibilities.....	758
Article 13	— Court Decisions, Orders, and Releases.....	651	Article 36	— Workload.....	759
Article 14	— Releasing Authorities.....	654	Article 37	— Work Week Groups and Work Hours.....	759
Article 15	— <i>Unassigned</i>	655	Article 38	— Hostages.....	761
Article 16	— Scheduling Appearances.....	655	Article 39	— Parole Agent Equipment.....	761
Article 17	— Preparation of Calendars.....	659	Article 40	— Evidence Storage and Disposal.....	763
Article 18	— <i>Unassigned</i>	663	Article 41	— Law Enforcement & Investigations.....	763
Article 19	— Pre-Release Referrals.....	663	Article 42	— Subpoena.....	764
Article 20	— Institution Releases.....	665	Article 43	— Emergency Protection.....	765
Article 21	— Parole Procedures.....	669	Article 44	— Family of Manuals and Directives.....	766
Article 22	— Civil Addict Commitments.....	672	Article 45	— <i>Unassigned</i>	767
Article 23	— CYA Wards.....	681	Article 46	— Weapons Policy.....	767
Chapter 8	— Adult Parole Operations.....	684	Article 47	— BPT/BPH Charge Codes.....	773
Article 1	— Release Procedures and Conditions of Parole.....	684	Article 48	— Glossary of Parole Terms.....	776
Article 2	— Case Supervision.....	689	Article 49	— Risk Assessment.....	778
Article 3	— Arrest and Parole Hold.....	699	Article 50	— Information Practices.....	780
Article 4	— Reporting Violations.....	703	Article 51	— Disclosure of Information.....	781
Article 5	— Special Reports.....	711	Article 52	— Access to Inmate Records.....	782
Article 6	— Interstate Procedures.....	713	Article 53	— <i>Unassigned</i>	784
Article 7	— Casework Services.....	717	Article 54	— Confidential Material.....	784
Article 8	— Discharge and Pardon.....	721	Article 55	— Disclosure to Agency or Persons.....	785
Article 9	— Caseload Management.....	723	Article 56	— <i>Reserved (Rehabilitation & Pardon)</i>	785
Article 10	— Civil Addict Release Policy.....	725	Article 57	— Work Schedules.....	785
Article 11	— Conditions of Release, Parole, & NAEA Appeals.....	726	Chapter 9	— Health Care Services.....	787
Article 12	— Violations.....	727	Article 1	— <i>Reserved (Medical Services)</i>	787
Article 13	— Arrest, Search, and Seizure.....	728	Article 2	— Mental Health Services.....	787
Article 14	— Civil Addict Violations.....	730	Article 3	— Dental Services.....	790

Article 4	—	Nursing Services Program.....	794
Article 5	—	Laboratory Services.....	797
Article 6	—	Radiology Services.....	799
Article 7	—	Health Records.....	800
Article 8	—	Inmate Tuberculosis Alert System	804
Article 9	—	Involuntary Psychotropic Medications.....	810
Article 10	—	Advanced Directives & Do Not Resuscitate Orders..	813
Chapter 10	—	Adult Programs.....	817
Article 1	—	Education Services.....	817
Article 2	—	Division of Addiction and Recovery Services.....	822
Article 3	—	Inmate Activity Groups.....	823
Article 4	—	Recreation and Physical Education Programs.....	824
Article 5	—	Handicraft Programs.....	826
Article 6	—	Religious Programs.....	830
Article 7	—	Marriages.....	832
Article 8	—	Charitable Fund Raising Campaigns.....	833
Article 9	—	Volunteers.....	834
Article 10	—	Grants.....	839
Article 11	—	Gifts and Donations.....	841
Article 12	—	Library and Law Library.....	842

ACRONYMS AND CROSSWALK

A	
AB:	Administrative Bulletin
ABE:	Adult Basic Education
ACA:	American Correctional Association
ADA:	Americans with Disabilities Act
AD-SEG:	Administrative Segregation
AFC:	Asset Forfeiture Coordinator
AG:	Attorney General
AIC:	Agent-In-Charge
AIDS:	Acquired Immune Deficiency Syndrome
AISA:	Associate Information Systems Analyst
AMG:	Access Management Group
ANSI:	American National Standards Institute
AOD:	Administrative Officer of the Day
AOJ:	Abstract Of Judgment
APA:	Administrative Procedure Act
APB:	All Points Bulletin
APC:	Administrative Placement Case
AR:	Activity Report
ARC:	AIDs Related Condition
AS:	Accounting Services
ASD:	<i>See</i> Division of Support Services
ASH:	Atascadero State Hospital
ASP:	Avenal State Prison
ASU:	Automation Support Unit
ATA:	Annual Training Agreement
ATO:	Administrative Time Off
ATS:	Automatic Transfer System
AUS:	Assistant Unit Supervisor
AW:	Associate Warden
AWOL:	Absent Without Leave
AWP:	Annual Work Plan
B	
B&PC:	Business and Professions Code
BCP:	Budget Change Proposal
BCS:	Budget Concept Statement
BIU:	Background Investigation Unit
BMB:	Budget Management Branch
BOC:	<i>see</i> Victims Compensation and Government Claims Board
BOE:	Board Of Education
BPH:	Board of Parole Hearings (formerly Board of Prison Terms)
BRR:	Board of Revocation Representative
BSB:	Business Services Branch

BU:	Bargaining Unit
C	
C&PR:	Classification & Parole Representative
C&R:	Compromise and Release
C.I.:	California Construction Index
CA:	Correctional Administrators
CAC:	Commission on Accreditation for Corrections
CAL:	Calipatria State Prison
CALPIA:	California Prison Industry Authority (formerly PIA)
CAL-OSHA:	California Occupational Safety and Health Act
CALPU:	Civil Addict Legal Processing Unit
CALSTARS:	California Statewide Accounting and Reporting Systems
CAP:	Civil Addict Program
CAS:	Chemical Abstract Service
CASE:	Computer Assisted Software Engineering
CAT Scan:	Computerized Axial Tomography Scan
CBASS:	Correctional Business and Administrative Support Systems
CC:	Correctional Counselor
CCC:	California Correctional Center
CCF:	Community Correctional Facilities
CCI:	California Correctional Institution
CCLF:	California Civilian Labor Force
CCCMS:	Correctional Clinical Case Management System
CCP:	Code of Civil Procedure
CCR:	California Code of Regulations
CCRA:	Correctional Case Records Administrator
CCRC:	Community Correctional Reentry Centers
CCRM:	Correctional Case Records Manager
CCRS:	Correctional Case Records Supervisor
CCWF:	Central California Women's Facility
CDCR:	California Department of Corrections and Rehabilitation (formally CDC)
CDD:	Controlling Discharge Date
CDO:	Chief Disciplinary Officer
CEA:	Career Executive Assignment
CEN:	Centinela State Prison
CFC:	California Film Commission

CFSTEP:	California Fire Service Training and Education Program
CHP:	California Highway Patrol
CHSPE:	California High School Proficiency Examination
CI:	Confidential Informant
CI&I:	Criminal Identification and Information
CIM:	California Institution for Men
CIW:	California Institution for Women
CLETS:	California Law Enforcement Telecommunications System
CLLR:	County of Last Legal Residence
CLS:	Correctional Law Section
CLU:	Correctional Law Unit
CMB:	<i>see</i> Business Services Branch
CMC:	California Men's Colony
CMF:	California Medical Facility
CMHQ:	Cumulative Movement History Query
CMO:	Chief Medical Officer
CO-BCP:	Capitol Outlay Budget Concept Proposal
COC:	County Of Commitment
CONREP:	Conditional Release Program
COP:	Continue On Parole
COR:	California State Prison, Corcoran
CP:	Chief Psychiatrist
CPIN:	California Parole Information Network
CPMP:	Community Prisoner Mother Programs
CPO:	Chief of Plant Operations
CPS:	Centralized Procurement Section
CPU:	Central Processing Unit
CRC:	California Rehabilitation Center
CRD:	Community Resource Development <i>See</i> Division of Community Partnerships (DCP)
CRM:	Community Resource Manager
CPR:	Cardiopulmonary Resuscitation
CRRF:	Correctional Resource Recovery Facilities
CRS:	Correctional Case Records Specialist
CRT:	Crisis Response Team
Crt Ret TFT:	Court-Return To Finish Term
Crt Ret WNT:	Court-Return With New Term
CRU:	Case Records Unit
CS:	Control Services
CSA:	Corrections Standards Authority

ACRONYMS AND CROSSWALK

CSAC:	Community Services Advisory Committee
CSCR:	California State Contracts Register
CSR:	Classification Staff Representative
CSU:	Classification Services Unit
CTB:	Catastrophic Time Bank
CTF:	Correctional Training Facility
CTQ:	Confinement To Quarters
CTS:	Classification Tracking System
CVSP:	Chuckawalla Valley State Prison
CYA:	<i>see</i> Division of Juvenile Justice
D	
DA:	District Attorney
DAC:	Disabled Advisory Committee
DADP:	Departmental Alcohol and Drug Programs
DAI:	Division of Adult Institutions (formerly Institutions Division)
DAPO:	Division of Adult Parole Operations (formerly P&CSD)
DAR:	Daily Activity Report
DARS:	Division of Addictions & Recovery Services (<i>see</i> Division of Rehabilitative Programs)
DAS:	Division of Apprenticeship Standards
DBMS:	Database Management Systems
DCHCS:	Division of Correctional Health Care Services
DCP:	Division of Community Partnerships (<i>see</i> Division of Rehabilitative Programs)
DCR:	Departmental Contract Representative
DD:	Disciplinary Detention
DDPS:	Distributed Data Processing System
DEVOP:	Division of Education, Vocation, and Offender Programs (<i>see</i> Division of Rehabilitative Programs)
DFA:	Department Food Administrator
DFEH:	Department of Fair Employment and Housing
DGS:	Department of General Services
DHS:	Department of Health Services
DIR:	Department of Industrial Relations
DIS:	Division of Industrial Safety
DJJ:	Division of Juvenile Justice
DMC:	Departmental Master Calendar
DMH:	Department of Mental Health
DMS:	Daily Movement Sheet

DMV:	Department of Motor Vehicles
DOB:	Date Of Birth
DOF:	Department Of Finance
DOJ:	Department Of Justice
DOM:	Department Operations Manual
DOR:	Department Of Rehabilitation
DOT:	Labor Dictionary of Occupational Titles
DPA:	Department of Personnel Administration
DPP:	Disability Placement Plan
DPSS:	Data Processing Services Section
DPU:	Detention Processing Units
DRAD:	Daily Report of Arrivals and Departures
DRB:	Departmental Review Board
DRD:	Discharge Review Date
DROA:	Departmental Restrictions Of Appointment
DRP:	Division of Rehabilitative Programs
DRPA:	Deputy Regional Parole Administrator
DRU:	Decentralized Revocation Unit
DRUNA:	Decentralized Revocation Unit Notification Agent
DSL:	Determinate Sentence Law
DSS:	Division of Support Services (formerly ASD)
DTAC:	Departmental Training Advisory Committee
DTC:	Divisional Training Coordinator
DTC:	Drug Testing Coordinator
DVBE:	Disabled Veteran Business Enterprises
DVI:	Deuel Vocational Institution
DWLC:	Departmental Women's Liaison Council
E	
E&E:	Education and Experience
EAP:	Employee Assistance Program
EAR:	Employee Action Request
EC:	Evidence Code
Ed. C:	Education Code
EDD:	Employment Development Department
EDP:	Electronic Data Processing
EPTP:	Employee Post Trauma Program
EEO:	Equal Employment Opportunity Office (<i>see</i> Office of Civil Rights)
EEOC:	U.S. Equal Employment Opportunity Commission

EHD:	Environmental Health Division
EHS:	Environmental Health Survey
EI:	Early Intervention
EID:	Electronic In-home Detention
EIDL:	Enhanced Industrial Disability Leave
EIS:	Enterprise Information Services
EKG:	Electrocardiogram
EOP:	Enhanced Outpatient Program
EOS:	Emergency Operations Section
EPA:	Environmental Protection Agencies
EPRD:	Earliest Possible Release Date
ERO:	Employee Relations Officer
ESAS:	Estimates and Statistical Analysis Section
ESL:	English as a Second Language
ETO:	Excused Time Off
F	
F&BMAU:	Fiscal and Business Management Audits Unit (<i>see</i> Office of Audits and Compliance)
FAA:	Federal Aviation Administration
FAR:	Federal Aviation Regulation
FB:	Fiscal Bulletin
FBI:	Federal Bureau of Investigation
FBP:	Federal Bureau of Prisons
FC:	Family Code
FCC:	Federal Communications Commission
FIPS:	Federal Information Processing Standards
FLSA:	Fair Labor Standards Act
FOL:	Folsom State Prison
FPA:	Financial and Performance Audit Unit
FPA:	Fiscal Performance Accountability
FPCM:	Facility Planning, Construction, and Management
FRP:	Focused Recruitment Program
FPR:	Formal Project Review
FRU:	Financial Resources Unit
FSB:	Fiscal Services Branch (<i>see</i> Office of Fiscal Services)
FSR:	Feasibility Study Reports
FST:	Field Support Team
FUNA:	Field Unit Notice Agent
G	
GC:	Government Code
GED:	General Education Development
GF:	General Fund

ACRONYMS AND CROSSWALK

GFE:	Good Faith Effort
GISO:	General Industry Safety Order
GLU:	Government Law Unit
GPS:	Global Positioning System
GSOP:	General Services Office of Procurement
GUME:	General Use Mobile Equipment
H	
H&SC:	Health and Safety Code
HAM:	Hiring-Above-Minimum
HASS:	Headquarters Accounting Services Section
HC:	High Control
HCSD:	Health Care Services Division (see DCHCS)
HDSP:	High Desert State Prison
HIV:	Human Immunodeficiency Virus
HMIS:	Health Management Information System
HNC:	High Notoriety Case
HO:	Hearing Officer
HR:	Human Resources
HRSO:	High Risk Sex Offender
HS:	High Service
HSP:	Home Storage Permit
HWD:	Holds/Wants/Detainer
I	
IO:	Indirect Overhead
IAB:	Inmate Appeals Branch
IAC:	Inmate Advisory Counsel
IAC:	Institution Advisory Counsel
IATS:	Inmate Appeals Tracking System
IB:	Informational Bulletin
ICC:	Institution Classification Committee
ICO:	Inventory Control Officer
ICS:	Institution Contracts Section (see BSB)
ID:	Institutions Division (see DAI)
IDL:	Industrial Disability Leave
IDL:	Inmate Day Labor
IFB:	Invitation For Bids
IGI:	Institution Gang Investigator
IM:	Instructional Memorandum
IMAP:	Information Management Annual Plan
IMS:	Interagency Mail Service
IPA:	Information Practices Act
IPO:	Institutional Personnel Officer
IPTS:	Interim Parolee Tracking System

IQSS:	Information Quality Support Section
IRS:	Internal Revenue Service
IS:	Information Systems
ISA:	Information Systems Analyst
ISC:	Information Security Coordinators
ISD:	Information Services Division (see EIS)
ISDRC:	ITS Disaster Recovery Coordinator
ISL:	Indeterminate Sentence Law
ISO:	Information Security Officer
ISOS:	Institution Standards and Operations Section
ISP:	Ironwood State Prison
ISRS:	Institutional Staff Recommendation Summary
IST:	In-Service Training
ISTS:	In-Service Training Section
ISU:	Institution Services Unit
IT:	Information Technology
ITCS:	Inmate Time Collection System
IV:	Intravenous
IWF:	Inmate Welfare Fund
IWTIP:	Inmate Work Incentive/Training Incentive Program
J	
JAC:	Joint Apprenticeship Committee
JIAAC:	Joint Inmate Apprenticeship Advisory Committee
JVP:	Joint Venture Program
K	
K-9:	Canine
KVSP:	Kern Valley State Prison
L	
L:	Lower
LAC:	California State Prison, Los Angeles County
LAD:	Legal Affairs Division (see OLA)
LAN:	Local Area Network
LC:	Labor Code
LCFD:	Los Angeles County Fire Department
LEAA:	Law Enforcement Assistance Administration
LEAP:	Limited Examination and Appointment Program
LEIU:	Law Enforcement and Investigation Unit (see OCS)
LLO:	Legislative Liaison (see OOL)
LMS:	Litigation Management Section

LPS:	Lanterman-Petris-Short Act
LPU:	Legal Processing Unit
LRB:	Labor Relations Branch (see OLR)
LSS:	Legal Status Sheet
LT:	Limited Term
LTO:	Local Testing Offices
LVN:	Licensed Vocational Nurse
LWOP:	Life Without Possibility Of Parole
M	
M&VC:	Military and Veterans Code
MAC:	Men's Advisory Council
MAEB:	Management Analysis and Evaluation Branch (see OAC)
MAR:	Master Assignment Roster
Max:	Maximum
MBE:	Minority Business Enterprises
MCSP:	Mule Creek State Prison
MCU:	Management Control Unit
MDO:	Mentally Disordered Offender
MERD:	Minimum Eligible Release Date
MGS:	Managers General Standard
MH:	Mental Health
MIA:	Missing In Action
MIN:	Minimum
Minis:	Minicomputers
MIRS:	Management Information Retrieval System
MIS:	Management Information Systems
MOD:	Medical Officer of the Day
MOU:	Memorandum Of Understanding
MPAS:	Managerial Performance Appraisal System
MQ:	Minimum Qualifications
MRA:	Master Rental Agreement
MRD:	Max Release Date
MRDT:	Mandatory Random Drug Testing
MS:	Minimum Supervision
MSA:	Merit Salary Adjustment
MSAO:	Master Service Agreement Order
MSDS:	Material Safety Data Sheets
MSH:	Metropolitan State Hospital
MSS:	Material Services Section
N	
NAEA:	Narcotic Addiction Evaluation Authority
NC:	New Charge
NCDOM:	Notice of Change to Department Operations Manual

ACRONYMS AND CROSSWALK

NCDR:	Notice of Change to Director's Rules (<i>see</i> NCR)
NCIC:	National Crime Information Center
NCR:	Notice of Change to Regulations
NDI:	Non-Industrial Disability Insurance
NFPA:	National Fire Protection Association
NIC:	National Institute of Corrections
NICC:	Not In Custody Case
NKSP:	North Kern State Prison
NLI:	No Longer Interested Notification
NMT:	Negotiations Management Team
NT:	New Trial
O	
OA:	Office Assistant
OAC:	Office of Audits and Compliance
OAG:	Office of the Attorney General
OAL:	Office of Administrative Law
OBIS:	Offender Based Information System
OBM:	Office of Budget Management (<i>see</i> BMB)
OCE:	Office of Correctional Education (<i>see</i> DRP)
OCR:	Office of Civil Rights
OCS:	Office of Correctional Safety
OD:	Officer of the Day
OFA:	Office of Fleet Administration
OFEP:	Office of Fair Employment Practices
OFM:	Office of Facilities Management (<i>see</i> FPCM)
OFS:	Office of Fiscal Services
OHCP:	Office of Health Care Policy
OHO:	Our Hold Only
OHRD:	Office of Human Resources Development
OIA:	Office of Internal Affairs
OIP:	Office of Information Practices
OISB:	Offender Information Services Branch
OIT:	Office of Information Technology
OJT:	On-the-Job-Training
OLA:	Office of Legal Affairs
OLR:	Office of Labor Relations
OOC:	Office Of Compliance (<i>see</i> OAC)
OOL:	Office Of Legislation
OPEC:	Office of Public and Employee Communications

OPD:	Outpatient Dental Record
OPF:	Official Personnel File
OPM:	Office of Personnel Management
OPS:	Outpatient Status
OR:	Office of Research
ORC:	Organizational Review Committee
OREDS:	Office of Real Estate and Design Services
ORP:	Operation Recovery Plan
ORWA:	Off-Reservation Work Assignment
ORWD:	Off-Reservation Work Detail
OSAP/DARS:	Office of Substance Abuse Programs (<i>see</i> DRS)
OSMB:	Office of Small and Minority Business
OSP:	Office of State Publishing
OST:	Order and Shipping Time
OT:	Overtime
OTC:	Out To Court
OTCP:	Out-To-Confidential Placements
OVSRS&S:	Office of Victim and Survivors Rights and Services
P	
P&CD:	Planning and Construction Division (<i>see</i> FPCM)
P&CSD:	Parole & Community Services Division (<i>see</i> DAPO)
P&FAB:	Program and Fiscal Audits Branch (<i>see</i> OAC)
PA:	Program Administrator
PABX:	Private Access Branch Exchange
PAI:	Parole Agent I
PAII:	Parole Agent II
PAIII:	Parole Agent III
PAL:	Parolee-At-Large
PALS:	Position Automated Leave System
PAR:	Personnel Action Request
PAR AD:	Parole Administrator
PAS:	Post Assignment Schedule
PATH:	Program Alternatives for Tradeswomen Hiring
PBSP:	Pelican Bay State Prison
PC:	Penal Code
PCB:	Polychlorinated Biphenyl
PCC:	Public Contract Code
PDA:	Parole District Administrator
PE:	Purchase Estimate
PERB:	Public Employment Representative Board
PERS:	Public Employees Retirement System

PES:	Personnel Examination Section
PFAB:	Program and Fiscal Audits Branch (<i>see</i> OAC)
PFIPP:	Physical Fitness Incentive Pay Program
PFT:	Physical Fitness Training
PH:	Parole Hold
PHU:	Protective Housing Unit
PI:	Permanent Intermittent
PIA:	Prison Industry Authority (<i>See</i> CALPIA)
PIB:	Prison Industry Board
PIC:	Public Interest Case
Picture ID:	Departmental Identification
PIE:	Permanent Intermittent Employees
PIER:	Post Implementation Evaluation Report
PIMS:	Personnel Information Management System
PIN:	Purchasing Information Network
PIO:	Public Information Officer
PIU:	Project Initiation Unit
PMP:	Preventive Maintenance Program
PMU:	Policy Management Unit (<i>see</i> RPMB)
PO:	Purchase Order
POC:	Parole Outpatient Clinics
POR:	Probation Officer Report
POS:	Personnel Operations Section
PPAS:	Personnel Post Assignment System
PPD:	Purified Protein Derivative
PRA:	Public Records Act
PRC:	Preliminary Review Committee
PRRD:	Projected Revocation Release Date
PRTC:	Parole Regional Training Coordinator
PSA:	Parole Services Associate
PSC:	Parole Services Center
PSR:	Property Survey Report
PSU:	Psychiatric Services Unit
PTI:	Physical Training Instructors
PU:	Parole Unit
PV:	Parole Violator
PVRTC:	Parole Violator Return To Custody
PVSP:	Pleasant Valley State Prison
PVWNT:	Parole Violator Returned With New Term
PY:	Personnel Year

ACRONYMS AND CROSSWALK

Q	
QA:	Quality Assurance
QAP:	Qualification Appraisal
QC:	Quality Control
QPR:	Quarterly Project Report
R	
R&R:	Receiving and Release
RAC:	Reasonable Accommodation Coordinator
RACF:	Resource Access Control Facility
RAL:	Releasee-At-Large
RAO:	Regional Accounting Offices
RAR:	Reasonable Accommodation Request
RC:	Reception Centers
RDO:	Regular Day Off
RFP:	Request For Proposal
RFQ:	Request For Quotations
RHU:	Restricted Housing Unit
RJD:	Richard J. Donovan Correctional Facility at Rock Mountain
RMU:	Regulation Management Unit (<i>see</i> RPMB)
RN:	Registered Nurse
RO:	Reporting Officer
ROP:	Reorder Point
RPA:	Regional Parole Administrator
RPMB:	Regulation and Policy Management Branch
RPS:	Release Program Study
RRD:	Revocation Release Date
RRS:	Records Retention Schedule
RSTS:	Revocation Scheduling Tracking System
RTC:	Return To Custody
RTLU:	Regional Testing Liaison Unit
RTO:	Released To a Hold
RTQ:	Restricted To Quarters
RTS:	Revocation Tracking System
RTW:	Return To Work
RTWC:	Return To Work Coordinator
S	
S&SB and SSB:	Selections Standards Branch
S/B:	Small Business
SAC:	California State Prison, Sacramento
SACCO:	Sacramento Control Office Unit, Reg. 1
SAM:	State Administrative Manual

SAPMS:	Standard Automated Preventive Maintenance System and Maintenance Program
SAS:	Standards and Appointments System
SATF:	California Substance Abuse Treatment Facility & State Prison, Corcoran
SAU:	System Architecture Unit
SCC:	Sierra Conservation Center
SCEP:	Supervisors of Correctional Education Programs
SCIF:	State Compensation Insurance Form
SCO:	State Controller's Office
SCOPE:	State Capitol Outlay Program Evaluation
SCS:	Services Contracts Section
SCU:	Support Care Unit
SDDC:	State Document Destruction Center
SDLC:	Systems Development Life Cycle
SEERA:	State Employer Employee Relations Act
SFM:	State Fire Marshall
SHO:	Senior Hearing Officer
SHU:	Security Housing Unit
SIMP:	Statewide Inventory Management Program
SISP:	Strategic Information Systems Plan
SKELLY:	SPB Rule 61
SLAMM:	State Logistics And Material Management Systems
SMC:	State Materials Catalog
SNA:	Supervising Notice Agent
SOCS:	Supply Operations Commodity Standard
SOL:	California State Prison, Solano
SPB:	State Personnel Board
SPR:	Special Project Reports
SPS:	State Price Schedule
SPWB:	State Public Works Board
SQ:	California State Prison, San Quentin
SQL:	Structured Query Language
SRC:	State Records Center
SRN:	Supervising Registered Nurse
SROA:	State Restrictions Of Appointment
SSCH:	State Summary - Criminal History
SSI:	Supplemental Security Income
SSM:	Staff Services Manager

SSS:	Selection Support Section
SSU:	Special Services Unit
STD:	Standard Form
SVI:	Supervisor of Vocational Instruction
SVP:	Sexually Violent Predator
SVSP:	Salinas Valley State Prison
T	
T&D:	Training and Development
TAC:	Trade Advisory Committee
TAU:	Temporary Authorization
TB:	Tuberculosis
TCL:	Temporary Community Leave
TCR:	Temporary Community Release
TD:	Temporary Disability
TDC:	Teale Data Center
TDD:	Telecommunications Device for the Deaf
TEA:	Travel Expense Advance
TEC:	Travel Expense Claim
TP:	Teleprocessing
TQM:	Total Quality Management
TSB:	Training Services Branch
TTC:	Technology Transfer Committee
U	
U.S.:	United States
UA:	Urinalysis
US:	Under Supervisor
UCC:	Unit Classification Committee
USICE:	United States Immigration and Customs Enforcement
USINS:	United States Immigration and Naturalization Service
USPS:	United States Postal Service
V	
VAC:	Victims Advisory Committee
VC:	Vehicle Code
VCGCB:	Victim Compensation and Government Claims Board (formerly Board of Control)
VEA:	Vocational Education Act
VPA:	Valdivia Parole Administrator
VR:	Vacation Relief
VSPW:	Valley State Prison for Women
W	
W&IC:	Welfare and Institutions Code
WAC:	Women's Advisory Council
WBE:	Women Business Enterprises

ACRONYMS AND CROSSWALK

WCAB:	Workers' Compensation Appeals Board
WCC:	Workgroup Computing Coordinator
WCTD:	Workers' Compensation Temporary Disability
WICC:	Western Interstate Corrections Compact
WLC:	Women's Liaison Council
WNT:	With a New Term
WPS:	Wanted Persons System
WS:	Work Schedule
WSP:	Wasco State Prison
Y	
YOPB:	Youthful Offender Parole Board (<i>see</i> BPH)

DEPARTMENT OF CORRECTIONS AND REHABILITATION OPERATIONS MANUAL

CHAPTER 1 — GENERAL ADMINISTRATION

ARTICLE 1 — ORGANIZATION

Revised August 2006

11010.1 Policy

The Secretary of the California Department of Corrections and Rehabilitation (CDCR) has established an organizational structure which provides for the efficient and effective management of all facets of the correctional system to include custody, care, treatment, discipline, training, rehabilitation, and employment of all inmates and parolees.

11010.2 Purpose

This Section outlines the administrative organization of the CDCR.

11010.3 Chain Of Command

The Secretary has line authority over all employees.

The Assistant Secretaries, Chief Deputy Secretaries General Counsel, and Directors have line authority over their respective divisions/units.

11010.4 Secretary's Cabinet

The following positions have been designated as members of the Secretary's Cabinet:

- Undersecretary.
- Director, Division of Correctional Health Care Services.
- Director, Division of Support Services.
- Assistant Secretary, Office of Health Care Policy.

11010.5 Executive Staff

The Secretary's executive staff includes members of the Cabinet and the following positions:

- Executive Director, Board of Parole Hearings (BPH).
- Executive Director, Corrections Standards Authority (CSA).
- Lead, Office of the Ombudsman (OO).
- Assistant Secretary, Office of Public and Employee Communications (OPEC).
- Assistant Secretary, Office of Legislative Affairs.
- General Counsel, Office of Legal Affairs (OLA).
- Assistant Secretary, Office of Information Technology (OIT).
- Assistant Secretary, Office of Labor Relations (OLR).
- Deputy Director Office of Internal Affairs (OIA).
- Assistant Secretary, Office of Research (OR).
- Assistant Secretary, Office of Correctional Safety (OCS).
- Assistant Secretary, Office of Victim and Survivor Rights and Services (OVSRS).
- Assistant Secretary, Office of Policy Analysis and Planning (OPAP).
- Assistant Secretary, Office of Risk Management (ORM).
- Chief Deputy Secretary, Adult Operations (AO).
- Chief Deputy Secretary, Adult Programs (AP).
- Chief Deputy Secretary, Juvenile Justice (JJ).
- Director, Division of Adult Institutions (DAI).
- Director, Division of Adult Parole Operations (DAPO).
- Director, Division of Community Partnerships, (DCP).
- Director, Division of Education, Vocations and Offender Programs (DEVOP).
- Director, Division of Juvenile Facilities (DJF).
- Director, Division of Juvenile Programs (DJP).
- Director, Division of Juvenile Parole Operations (DJPO).

11010.6 Secretary of Corrections

The Secretary is the chief executive and administrator of the CDCR in the operation of its programs for the management and control of State adult correctional and juvenile facilities and supervision of parolees. The Secretary is also chairman of the Board of Parole Hearings and a member of the Corrections Standards Authority. The two Executive Directors and the following functions report to the Secretary:

- OCS.
- OIA.
- OVSRS.
- Ombudsman's Office.

11010.6.1 Office of Internal Affairs

Revised December 13, 2012

The Office of Internal Affairs (OIA) is the departmental entity with authority to investigate allegations of employee misconduct when appropriate. The Chief, Civil Rights Operations (CRO), OIA, serves as an advisor to the Secretary on policies and procedures for implementing the CDCR Equal Employment Opportunity (EEO / Sexual Harassment policy in accordance with State and federal law.

The OIA serves the Department by providing information and assistance regarding discrimination, procedures for filing complaints, developing and implementing non-discrimination policies and ensuring compliance with these policies by all employees. This office develops prevention strategies for a work environment free from discrimination, harassment, retaliation, and facilitates resolution of complaints filed with the U.S. Equal Employment Opportunity Commission, the California Department of Fair Employment and Housing, and other external compliance agencies, in addition to complaints filed internally. The OIA provides technical assistance and training to EEO Counselors, EEO Coordinators, managers, and supervisors in complying with State and federal statutes, regulations, and departmental policy relating to EEO and civil rights.

The OIA coordinates the activities of the Disability Advisory Committee, which serves as an advisory body to the Secretary, on issues affecting employment opportunities and equitable treatment for all employees, applicants, and volunteers with disabilities.

OIA ensures allegations of employee misconduct are objectively reviewed through the use of the Central Intake Panel and investigated in a manner that provides a complete and thorough presentation of all facts regarding the allegation or complaint for the use by the Hiring Authority in making a determination of appropriate remedy and/or discipline.

The OIA reviews complaints and conducts investigations of staff misconduct including:

- CDCR Equal Employment Opportunity / Sexual Harassment policy violations.
- Discrimination / Harassment.
- EEO Retaliation.
- Allegation Inquiry.
- Criminal.
- Administrative.
- Whistleblower Retaliation.
- Workers Compensation Fraud.
- Employee Use of Deadly Force.

All investigations or inquires shall be conducted in compliance with all laws, regulations, and departmental policies.

The policy of CDCR is to ensure EEO for all applicants and employees, to promote a professional work environment free from discrimination, harassment, and retaliation, and to conduct training and timely investigations in compliance with civil rights laws and CDCR policy.

11010.6.2 Office of Correctional Safety

Revised June 17, 2009

The Office of Correctional Safety (OCS) supports the mission of the California Department of Corrections and Rehabilitation.

The OCS mission is to protect the public and serve the CDCR investigative and security interests.

The OCS is the primary departmental link with allied law enforcement agencies and the California Emergency Management Agency.

The OCS is comprised of six sub-units:

- The Special Services Unit is the primary departmental gang, criminal, and administrative investigative and law enforcement liaison unit.
- The Fugitive Apprehension Teams conduct field arrest operations of high risk parolee violators/absconders.
- The Emergency Operations Unit oversees special departmental operations such as special transports; hostage rescue; riot suppression; firearms, less lethal weapons, and armories; critical incident response; and protective vests.

- The Emergency Planning and Management Unit facilitates departmental emergency planning, preparedness, response and recovery needs.
- The Criminal Intelligence and Analysis Unit identifies and conducts trend and link analyses between criminal suspects and criminal enterprise organizations operating within California's correctional systems and assists with internal and external suppression efforts.
- The Juvenile Gang Operations unit is responsible for oversight of juvenile gang management issues.

The Assistant Secretary, OCS, has authority over all OCS staff and operations.

11010.6.3 Office of Victim and Survivors Rights Services

The Office of Victim and Survivors Rights Services (OVSR) provides functional oversight in the area of victim services and restitution. The OVSR is responsible for the overall planning, development, coordination, implementation, and operation of these areas and ensures that victims are informed, heard, and involved in the criminal justice system. The OVSR is responsible for the overall coordination and operation of victim services and restitution activities throughout CDCR. The scope of the activities related to this program includes, but is not limited to, the following:

- Improves treatment of victims at all levels of involvement with the CDCR.
- Provides training regarding the impact of crime on victims.
- Develops and implements programs in all facilities and parole regions for the collection and disbursement of restitution collected from offenders.
- Notifies victims.
- Facilitates fundraising to benefit victims of crime.
- Develops and disseminates victim services information.
- Involves victim service agencies in CDCR's activities.
- Develops programs and trains inmates and staff in collaboration with local victim service agencies.
- Develops programs and trains staff on victimization.
- Assists and informs victims of crime in all facets of the correctional process.

11010.6.4 Ombudsman's Office

The Ombudsman's office assists the Secretary in identifying and resolving issues at the institutions relating to staff, inmates, inmate families, legislative bodies, special interest groups, and community-based organizations. This office also provides management advice and consultation on issues affecting the full range of departmental programs.

11010.7 Prison Industry Board

The Prison Industry Board (PIB) oversees the operations of the CALPIA, functioning much like a corporate board of directors. The PIB sets general policy for CALPIA; appoints and monitors the performance of the CALPIA General Manager and industries; and approves the activation, expansion, or closure of existing enterprises.

The PIB serves as a public hearing body. It ensures that CALPIA operations are self-sufficient and have no substantial adverse effect upon private enterprise. The PIB actively solicits public input into the decisions it makes to expand existing or develop new industries.

See DOM, Chapter 1, Article 4, for further details.

11010.8 California Prison Industry Authority

The California Prison Industry Authority (CALPIA) is administered separately from the CDCR and employs inmates in a variety of manufacturing, agricultural, and service enterprises located at various facilities. CDCR employees oversee the security aspects of these industries. CALPIA hires all staff needed to administer industry programs.

CALPIA products and services include bedding (mattresses, mattress refurbishing, and pillows), clothing (safety, Nomex fire and specialty clothing, footwear, and gloves), detergents (disinfectants, janitorial supplies, utility cleaners), furniture (wood and metal), binding and conference portfolios, license plates, decals, flags, signs, custom metal and wood items and carts, refinishing and upholstery, ophthalmic and safety eyewear, dental laboratory services, food products (meat processing and coffee roasting), laundry, and printing.

See Department Operations Manual (DOM), Chapter 1, Article 4, for further details.

Note: PIB and CALPIA are administered separately from the CDCR and are shown here for organizational purposes.

11010.8.1 Joint Venture Program

The Joint Venture Program (JVP) was established by the Prison Inmate Labor Initiative of 1990. The JVP, as authorized by Government Code (GC), PC, and Revenue and Taxation Code, and enables the Secretary to enter into contracts with public entities, nonprofit or for-profit organizations, or businesses for the purpose of establishing employment projects using inmate labor.

The Chief, OSAP, is responsible for ensuring that the CDCR complies with the mandates of the Prison Inmate Labor Initiative. The initiative states that inmates who are confined in State prisons or county jails should work as hard as the taxpayers who provide for their upkeep, and that these inmates may be required to perform work and services in order to accomplish the following:

- Reimbursement to the State or counties for a portion of the costs associated with their incarceration.
- Restitution and compensation to the victims of crime.
- Encourage and maintain safety in prison and jail operations.
- Support their families to the extent possible.
- Learn skills which may be used upon their return to society.
- Assist in their own rehabilitation in order to become responsible, law-abiding citizens upon their release.

To approve a JVP project, the CDCR shall give priority consideration to employers committed to retaining or reclaiming jobs in California or those in emerging California industries which will create additional new jobs. See DOM, Chapter 5, Article 40, for further details.

11010.9 Chief Deputy Secretary, Adult Operations

The Chief Deputy Secretary (CDS), Adult Operations, serves as advisor to the Secretary and shares with other CDSs, overall charge of CDCR in the Secretary's absence. The CDS, Adult Operations, supervises the following functions for all program and administrative purposes:

- DAI.
- DAPO.

11010.9.1 DAI

All responsibilities for the day-to-day operations of the adult institutional facilities and camps rest with this division, specifically with the Director, DAI. A Deputy Director and Associate Directors (AD) assist the Director of the DAI in carrying out this responsibility. The ADs are tasked with managing adult institutions with similar missions.

11010.9.1.1 Reception Center Institutions

The AD, Reception Center Institutions, have supervisory responsibility for the Wardens of the following facilities:

- CIM.
- DVI.
- NKSP.
- RJD.
- SQ.
- WSP.

11010.9.1.2 Conservation Camp Operations

The overall leadership and guidance to the camps program is provided by the Wardens of the CCC, SCC, and other Wardens whose areas of responsibility include conservation camps. The statewide program is administered through camp liaisons. The liaisons provide support services necessary for the program, develop and monitor contracts with the California Department of Forestry and Fire Protection, and the Los Angeles County Fire Department for the operation of 38 camps, and serve as the principal contact on camp program matters to other state, federal, or local government agencies, members of the legislature, special interest groups, and the general public.

Responsibilities include the regular statewide monitoring and evaluation of camp operations through the management survey process. Every other year the liaison reviews each camp to ensure it is operating in compliance with all appropriate laws, policies, procedures, and contract obligations. Camp liaisons are also responsible for implementing the statewide Camps Information Program to make the public more aware of the tax dollars saved by camp inmates through their project work, wildland fire fighting, and other emergency activities.

11010.9.1.3 High Security and Transitional Housing

The AD has supervisory responsibility for the Wardens of the following facilities:

- CCI.
- COR.

- HDSP.
- KVSP.
- PBSP.
- SAC.
- SVSP.

11010.9.1.4 General Population Levels Three and Four

The AD has supervisory responsibility for the Wardens of the following facilities:

- CAL.
- CEN.
- CMC.
- CMF.
- CSATF, COR.
- LAC.
- MCSP.
- PVSP.

11010.9.1.5 General Population Levels Two and Three and Male Offender Camps

The AD has supervisory responsibility for the Wardens in the following facilities:

- ASP.
- CCC.
- CRC.
- CTF.
- CVSP.
- FSP.
- ISP.
- SCS.
- SOL.

11010.9.1.6 Female Offender Institutions and Camps

The AD has supervisory responsibility for the Wardens of the following facilities:

- CCWF.
- CIW.
- VSPW.

11010.9.1.7 Operations and Programs

Operations and Programs are responsible for policy and program formulation within the DAI and ensures consistency and uniformity in their development and application. In this capacity, the Chief Deputy Secretaries has managerial responsibility for all headquarters-based administrative staff as follows:

11010.9.1.7.1 Institution Operations

Institution Operations, under the guidance of the Chief Deputy Secretaries, Adult Operations and Programs, are responsible for the following operational units:

11010.9.1.7.1.1 Classification Services Unit

Revised July 22, 2013

The Classifications Services Unit (CSU):

- Develops, administers, and maintains CDCR classification policies and procedures to ensure uniform diagnostic evaluations of State inmates.
- Enforces appropriate housing of inmates at the lowest level of custody consistent with the security of the institution and safety of staff, inmates, and the community.
- Endorses inmate transfer recommendations based on verification of specific inmate safety and security considerations, program eligibility and appropriateness, and CDCR bed availability. Case factor reviews include an evaluation of the inmate's criminal history, street or prison gang affiliations, propensity for violence and/or escape, programming needs, work skills, medical and psychiatric needs, and reentry eligibility.
- Audits institutional classification practices and safeguards institutional compliance with CDCR classification policy.
- Resolves conflicts and enforces standardized interpretation of CDCR classification policies raised by institutions to either the chief of CSU

or the Departmental Review Board (DRB), for a binding administrative decision.

- Presents ongoing training to institutional staff regarding due process rights, the inmate classification system, use of confidential information, inmate housing criteria, and documentation requirements.
- The CSU includes the following sections and functions:

Population Management Section

- Analyzes and evaluates current and projected inmate population trends.
- Coordinates inmate movement and cost effective bed use.
- Establishes compliance criteria for reception center processing requirements and time frames.
- Monitors and coordinates inmate placement and full utilization of beds in minimum support facilities, camps, restitution centers, and community correctional reentry centers.
- Implements and maintains the County Delivery System, a computer-based system that identifies county delivery options based on expected processing times, projected intake, and geographical location.
- Serves as Intake Control Unit (ICU) for the County Delivery System.

Health Care Section

In coordination with the Division of Correctional Health Care Services (DCHCS):

- Evaluates, endorses, and expedites transfers for medical treatment including special housing for pregnant, physically disabled (including those inmates confined to wheelchairs), and contagious/infectious inmates.
- Endorses and monitors inmates with ongoing psychiatric concerns including inmates recommended for Correctional Clinical Case Management Services, Enhanced Outpatient Program, Mental Health Crisis Bed, and Department of Mental Health Inpatient Hospital Care.
- Evaluates and endorses transfers for inmates with developmental disabilities.
- Acts as liaison with the court, DCHCS, institutions, and families concerning compassionate release requests and coordinates, verifies, prepares, reviews, and processes requests for the Secretary's approval.
- Conducts inquiries and responds to written correspondence from the general public, inmate families, legislators, advocacy groups, judges, and attorneys.

Special Projects Section

- Develops and clarifies components of the classification system.
- Researches and augments classification policies, regulations, and procedures.
- Coordinates efforts to ensure the California Code of Regulations (CCR), Title 15 and the DOM are current.
- Researches, analyzes, and generates administrative and informational bulletins, proposes and implements legislation, and responds to inquiries.
- Provides teletype approval for prerelease transfers and DJJ dual jurisdictional cases.
- Prepares budget change proposals, composes memoranda and special reports to the Governor's Office and the Secretary.

Sexually Violent Predator Unit

- Refers potential Sexually Violent Predator (SVP) cases to the Department of Mental Health (DMH) via the Board of Parole Hearings (BPH) for clinical evaluations and potential referral for prosecution and a renewable two-year civil commitment.
- Coordinates with the BPH, DMH, DAPO, Correctional Case Records Administration, DJJ, and OLA to implement new laws and procedures (i.e., SVP Program).
- Acts as the liaison with city, county, State, and federal agencies.

Security Housing and Administrative Segregation Section

- Clarifies and standardizes CDCR Administrative Segregation (AD SEG) and Security Housing Unit (SHU) policy and procedures.
- Audits AD SEG and SHU placement to ensure compliance with regulations.
- Establishes criteria for classification review of prison gang validations for determining Indeterminate SHU placement and/or retention.
- Serves as a liaison to the OCS to monitor enemy activity, high notoriety cases, and protective housing unit placements.

- Oversees preparation, investigates, and provides an analysis of cases referred to the DRB.
- Coordinates the classification portion of the Division of Adult Institutions (DAI) compliance reviews.
- Conducts AD SEG Unit Bed Utilization Reviews to maximize use of beds.
- Creates and maintains the Classification Services Representative (CSR) travel schedule to ensure adequate coverage for all institutions.

Minimum Custody Program and United States Immigration and Naturalization Service Section

- Maintains the Enhanced Tracking System to identify, monitor, and coordinate inmate placement and full utilization of beds in Minimum Support Facilities, Camps, Restitution Centers, Community Correctional Facilities (CCF), Community Prisoner Mother Programs, and Community Correctional Reentry Centers (CCRC).
- Identifies and tracks foreign-born inmates in compliance with the United States Immigration and Naturalization Service (USINS).
- Coordinates with the BPH to facilitate return of inmates to their country of citizenship in compliance with the Foreign Prisoner Transfer Treaty Program.
- Coordinates with the USINS to facilitate housing and deportation hearings by federal immigration judges for inmates with active detainers.
- Is the liaison with foreign consul concerning issues related to foreign-born inmates.
- Is the liaison with CCF administration concerning CCF issues.
- Is the liaison with the DAPO concerning CCRC and Restitution Center issues.

Training Section

- Plans, coordinates, and presents annual training to Classification & Parole Representatives (C&PRs), Reception Center Correctional Counselor (CC) IIs, Assistant C&PRs, and other staff responsible for the classification process.
- Collects CSR audit reports and compiles information distributed in quarterly audit report summaries for the purpose of evaluating the classification processes.
- Plans, coordinates, and presents quarterly CSR training regarding classification process updates and changes to policy and procedure.
- Coordinates, presents, and tracks training for all headquarters CCII Specialists and training for CSU staff.
- Provides training for all CDCR institutions/units/offices in various areas of the classification process, on request.
- Is the liaison with Commission On Peace Officer Standards and Training (CPOST) regarding classification issues and training.
- Plans, develops, and funds requests for CC I and CC II Supervisor Training Academies.

11010.9.1.7.1.2 Correctional Case Records Unit

- Administers and is responsible for planning and developing policies governing the CDCR uniform case records system.
- Assumes responsibility and accountability for the accurate interpretation and application of laws, administrative standards, and court decisions related to the processing, maintenance, and control of inmate and parolee records.
- Acts as administrative and technical advisor to CDCR management on matters related to the records system and is the primary liaison with other governmental agencies, courts, legislators, and other persons on matters related to the records system.
- Reviews and revises DOM Chapter 7, Case Records Information.
- Conducts the records portion of the DAI Annual Compliance Review.

The Correctional Case Records Unit includes the following sections and functions:

Legal Processing Unit

- Reviews legal documents on cases with sentencing discrepancies and communicates with the court, DA, and Office of the Attorney General (OAG) to resolve discrepancies.
- Functions as liaison between CDCR and related city, county, and State agencies on matters concerning the application of sentence and parole laws.

- Acts as consultant/advisor to CDCR staff, court offices, and other governmental agencies or authorized persons regarding CDCR responsibility under pertinent laws and administrative standards, interpretations, and applications of laws and standards related to inmate receipt, sentencing, parole, and release.
- Functions as the hub for records related matters for inmates serving their prison terms in DJJ/CYA facilities pursuant to Welfare and Institutions Code (W&IC) 1731.5c.

Identification/ Warrants Unit

- Operates 24-hours-a-day and provides inmate/parolee history, location, and commitment information to law enforcement agencies and other authorized persons.
- Maintains the CDCR Warrants Register and central dispatch system for the BPH and NAEA warrants issued on parolees-at-large, and releasees-at-large, and places parole holds pursuant to Penal Code (PC), 3056, and/or W&IC 3151, for the DAPO.
- Responds to telephone inquiries concerning felons/civil addicts that require non-confidential information.
- Receives and distributes incident reports.

Correctional Case Records Training Unit

- Analyzes training needs.
- Plans and develops training programs.
- Provides specialized, technical training to Case Records staff throughout the CDCR.
- Provides technical and practical assistance to Case Records staff to eliminate backlogs.
- Resolves legal and procedural problems.

Archives Unit

- Receives, processes, and maintains the records of all discharged felons for a period of 30 years from date of discharge.
- Processes requests for documents pursuant to PC 969(b), Proof of Prior Convictions.
- Processes requests for documents for discharged felons, social service agencies, CDCR staff, and State and national law enforcement.

11010.9.1.7.1.3 Transportation Unit

- Coordinates the transfer of inmates throughout the State with CSU, DAI, and DAPO.
- Coordinates the transfer of parole violators, escapees, and Western Interstate Corrections Compact cases to and from other states.
- Compiles transportation needs information.
- Schedules and routes inmates between facilities, and to and from county jails.
- Maintains the CDCR fleet of transportation vehicles.

11010.9.1.7.2 Institution Programs

Institution Programs, under the guidance of the Associate Deputy Director, Operations and Programs, is responsible for the following program units:

11010.9.1.7.2.1 Standardized Procedures Liaison Unit

- Administers the statewide inmate Disability Placement Plan (DPP).
- Analyzes and coordinates the activities required by major litigation affecting the CDCR.
- Coordinates legislative proposals and bill analysis, chaptered law implementation, and modifications to the CCR, Title 15, Division 3 and the DOM.
- Prepares analyses, issues memos, and recommendations for divisional and departmental consideration on a variety of correctional issues, policies, and practices.
- Prepares written responses to inquiries concerning correctional operations and practices received from elected officials, public, State agencies, inmates' families, and inmates.

The Institution Procedures Liaison Unit is comprised of the two following sections:

Institution Standards and Operations Section

The Institution Standards and Operations Section (ISOS) develops, implements, administers, and monitors the DPP to ensure effective access to programs, services, and activities for disabled individuals incarcerated within the CDCR. The ISOS provides DPP management and guidance to all institutions concerning placement, accommodation, and access issues related

to disabled inmates. The Facility Captain, ISOS, serves as CDCR's coordinator as mandated by Title II of the Americans with Disabilities Act.

Litigation Management Section

In coordination with the OLA, the Litigation Management Section:

- Provides litigation coordination for the CDCR in response to major litigation actions filed by or on behalf of inmates.
- Provides the focal point for the analysis, review, and interpretation of issues raised in legal suits and their applicability to correctional policy and practices.
- Prepares required court reports.
- Serves as litigation liaison for the CDCR to the affected institutions, divisions, house counsel, OAG, plaintiffs' attorneys, and inmates.
- Provides functional support to the institutional litigation coordinators.
- Coordinates the divisions activities related to reviewing, interpreting, and evaluating issues impacting correctional policies.
- Coordinates with the Regulation and Policy Management Branch (RPMB) for issues impacting Title 15 and DOM.
- Coordinates activities to develop legislative proposals.
- Provides assistance to field inquiries concerning policy issues.
- Maintains direct responsibility for the correctional visiting policy.

11010.9.1.7.2.2 Community Correctional Facilities Administration

The Community Correctional Facilities (CCF) Administration Section oversees the statewide coordination and support of CCF programs including:

- Establishing and administering State-operated and contracted CCFs.
- Developing and processing contracts for CCF programs.
- Identifying and coordinating transportation needs.
- Evaluating, monitoring, and auditing CCF programs to ensure compliance with CDCR policies and procedures and contract requirements.
- Providing and maintaining operational integrity of CCF programs/facilities and community relations.
- Providing administrative support to parole regions and resolving problems between parole regions and facilities.

11010.9.1.8 Office of Appeals

Revised July 29, 2011

The Office Of Appeals (OOA) monitors CDCR processes utilized by an inmate or parolee to appeal any CDCR decision, action, condition, omission, or policy which they can demonstrate as having a material adverse effect upon their welfare.

The responsibilities of the OOA include:

- Providing a fair and objective review of inmate and parolee appeals at the Secretary's level.
- Meeting with CDCR administrators to review policy and procedure needs as revealed by inmate appeals.
- Conducting audits of facility and parole appeals units.

The Chief, OOA, may act for the Secretary in matters regarding inmate/parolee appeal issues, policies, and practices. As such the Chief, OOA, shall:

- Provide authoritative expertise and guidance.
- Oversee and monitor the Department's conformity with regulations and operating procedures pertaining to or affecting appeals processes.
- Ensure that the necessary training and assistance relative to the appeal system is provided to local appeals coordinators and appropriately delegated staff.

11010.9.2 Division of Adult Parole Operations

The Division of Adult Parole Operations (DAPO) provides supervision and services for individuals on parole or outpatient status following their terms in State prison. In addition, the DAPO administers community-based correctional center programs.

11010.9.2.1 Parole Operations

The DAPO is organized into four Regions. Each Region is supervised by a Regional Parole Administrator (RPA). The regional offices administer more than 182 unit offices and 4 Parole Outpatient Clinics (POCs) located throughout the State.

Region I

Includes the entire central valley from Kern County (south) to Siskiyou County (north) to the Oregon border, and oversees the Interstate Compact Agreement Unit.

Region II

Includes San Francisco, the north coast from Monterey County to the Oregon border, and the south coastal counties to Ventura and San Luis Obispo Counties.

Region III

Includes Los Angeles County.

Region IV

Includes the San Diego area, extending north to San Bernardino County and oversees the Civil Addict Legal Program Unit.

11010.9.2.2 Parole Operations Unit

Parole Operations Unit (POU) is responsible for training, peer audits, and rehabilitation services. The Parole Operations Unit serves as a liaison with the BPH, law enforcement agencies, and other divisions and departments; supports legislative bill analysis; develops parole policies and procedures; and special projects related to substance abuse treatment control, Parole Operations

Clinics (POC), and asset forfeiture. Additionally, this unit monitors compliance with existing policies and procedures. It maintains liaison with information systems units; collects and analyzes information from field operations (arrest data, holds, continue-on-parole actions, violations, etc.); coordinates American Correctional Association accreditation; and addresses parolee/inmate appeals, grievances, and correspondence.

11010.9.2.3 Parole Outpatient Clinics

The POCs operate a Mental Health Services Continuum Program (MHSCP) for parolees who were receiving mental health treatment while incarcerated. The MHSCP seeks to reduce recidivism and improve public safety by providing timely, cost-effective mental health services to reduce the symptoms of mental illness among parolees and optimize their level of individual functioning in the community. The MHSCP provides pre-release needs assessment, benefits eligibility, and application assistance to paroling mentally ill inmates. POCs provide additional services to parolees that include initial mental health evaluations, individual and group therapy, medication management, and referrals to community agencies. POCs are housed in various parole units throughout the State with a headquarters located in each parole region (Sacramento, Oakland, Los Angeles, and Diamond Bar) administratively reporting to the RPA.

11010.9.2.4 Program Development Unit

The Program Development Unit develops, implements, and oversees the Preventing Parolee Crime Program and other parolee programs. Program components are designed to address the major barriers to parolee success (i.e., unemployment, substance abuse, illiteracy, and homelessness) and help parole agents manage at-risk parolees more effectively. Program goals are to reduce the recidivism rate, increase public protection, and make parolees productive, tax paying members of society. Program components include:

Job Placement Programs

- Offender Employment Continuum.
- Employment Development Department Job Specialists.
- Substance Abuse Treatment.
- Substance Abuse Treatment and Recovery Program.
- Parolee Services Network.
- Controlled Substances Urinalysis Testing.
- Computerized Literacy Learning Centers.
- Residential Multi-Service Centers.

11010.9.2.5 Administrative Support Unit

The Administrative Support Unit coordinates support services to the field including:

- Automation and fiscal support.
- Personnel.
- Procurement.
- Telecommunications.
- Business services.
- Contract review and analysis.

11010.9.2.6 Parole Automation Support Unit

The Parole Automation Support Unit (PAS) is the liaison between DAPO, DAL, and external law enforcement users of parolee information. PAS provides the benefits of several databases to ensure timeliness, accuracy, and availability of parolee information. The databases include:

- Interim Parolee Tracking System.
- Revocation Scheduling and Tracking System.
- Parole Law Enforcement Automated Data Systems.
- Statewide Parolee Database, master database.

11010.9.2.7 Civil Addict Legal Processing Unit

The Civil Addict Legal Processing Unit conducts hearings for civil addicts to determine if they have violated conditions of their outpatient/civil addict parole status. This program reports directly to the RPA, Region IV.

11010.9.2.8 Interstate Compact Agreement Unit

The Interstate Compact Agreement Unit at Region I, headquarters, coordinates functions of the Interstate Compact Agreement and reports to the RPA, Region I.

11010.10 Division of Correctional Health Care Services

The DCHCS is responsible for consistently providing quality health care to the inmate population within the custodial environment. Quality of care is defined as timely, appropriate, effective, and efficient health care provided within an accepted scope of services and consistent with community standards of care. The Director, DCHCS, provides overall administrative direction for the program.

11010.10.1 Clinical Policy and Field Management Branch

Primary functions include:

- Planning and developing statewide clinical policies and programs.
- Assisting with implementation of policies and programs in the field.
- Administering the programs in the field based on policies and performance data.
- Evaluating the performance of programs and professional practices.

Based on these four functions, this branch is organized into two major Sections: Clinical Policy and Programs, and Field Management.

11010.10.2 Clinical Policy and Programs Section

This Section consists of staff members who primarily work within one of three units in headquarters. The units include Clinical Standards and Services, Public Health and Prevention, and Clinical Programs Support.

Clinical Standards and Services Unit

Primary functions include:

- Planning and develops standards and structures for clinical operations, professional practice, and management of clinical quality and utilization including use of licensed beds, contract specialty services, and pharmaceutical drugs.
- Planning and developing the orientation, training and development program.
- Providing clinical services and consultations. Clinical operations include programs that span disciplines of public health, medicine, surgery, nursing, dentistry, mental health, and pharmacy.

Public Health and Prevention Unit

The primary function is to collaborate and coordinate with the Clinical Standards and Services and Clinical Programs Support units, and the Field Management Section to plan, develop, and evaluate key public health and prevention programs that focus on Hepatitis C, and inmate-patient education and prevention services. In addition, this program will assist the Office of Risk Management (ORM), and the Academy, in projects and training activities that focus on reducing the risks of communicable diseases and occupational injuries.

Clinical Programs Support Unit

Primary functions include:

- Developing and maintaining clinical information systems that monitor and analyze data collected from several priority areas to ensure compliance with standards of care, program policies, and court mandates.
- Generating routine and ad hoc reports that assist in management decisions.

11010.10.3 Field Management Section

This Section consists of staff members who primarily work within one of two units at regional and institutional sites. The units include the Quality Management Assistance Program and Regional Administration.

Quality Management Assistance Program Unit

Using two types of teams, the Quality Management Assistance Teams and the Utilization Management Assessment Teams, primary functions include:

- Facilitating implementation of statewide policies and programs.
- Providing appropriate orientation and training.
- Monitoring and improving system and staff performance.

The Utilization Management Assessment Teams consist of registered nurses who work in the institutions. The primary duties of the nurses include:

- Ensuring compliance with the Utilization and Pharmacy Management policies, procedures, and criteria.
- Identifying opportunities to improve quality and reduce waste.

Current priorities focus on the use of registries, licensed correctional beds, costly medications, and community contract services, including emergency services, hospital beds, and requests for referrals for transplant evaluations.

Regional Administration Unit

The primary function of this unit is to administer and manage health care programs in the field based on statewide priorities, policies, and performance requirements. The Regional Administration Unit consists of three regions:

Northern Region:

- California Correctional Center (CCC).
- California Medical Facility (CMF).
- California State Prison, Sacramento (SAC).
- California State Prison, San Quentin (SQ).
- California State Prison, Solano (SOL).
- Deuel Vocational Institution (DVI).
- Folsom State Prison (FOL).
- High Desert State Prison (HDSP).
- Mule Creek State Prison (MCSP).
- Pelican Bay State Prison (PBS).
- Sierra Conservation Center (SCC).

Central Region:

- Avenal State Prison (ASP).
- Central California Women's Facility (CCWF).
- California Men's Colony (CMC).
- California State Prison, Corcoran (COR).
- California Substance Abuse Treatment Facility and State Prison at Corcoran (SATF).
- Correctional Training Facility (CTF).
- North Kern State Prison (NKSP).
- Kern Valley State Prison (KVSP).
- Pleasant Valley State Prison (PVSP).
- Salinas Valley State Prison (SVSP).
- Valley State Prison for Women (VSPW).
- Wasco State Prison-Reception Center (WSP).

Southern Region:

- California Correctional Institution (CCI).
- California Institution for Men (CIM).
- California Institution for Women (CIW).
- California Rehabilitation Center (CRC).
- Calipatria State Prison (CAL).
- California State Prison, Los Angeles County (LAC).
- Centinela State Prison (CEN).
- Chuckawalla Valley State Prison (CVSP).
- Ironwood State Prison (ISP).
- Richard J. Donovan Correctional Facility at Rock Mountain (RJD).

11010.10.4 Resource Management and Administrative Support Branch

The primary functions include:

- Developing administrative processes and procedures to support clinical policies and programs at division headquarters and in the field.
- Developing and maintaining appropriate resource development and management procedures.
- Developing, coordinating, implementing, monitoring, and evaluating health care fiscal, quantitative, and programmatic data collection systems and processes to assist in program analysis and planning efforts.

Based on the functions listed above, this branch is organized into three major sections: the Fiscal and Business Management Section, the Licensing and Information Systems Section, and the Program and Policy Coordination Section.

11010.10.4.1 Fiscal and Business Management Section

This Section consists of administrative and analytical staff that primarily work in the DCHCS headquarters which includes four units: Contracts, Health Care Cost Utilization Program (HCCUP), Fiscal Management, and Capital Outlay.

Contracts Unit

The primary functions include:

- Developing and negotiating Master Health Care Contracts.
- Developing and implementing statewide contract policies and strategies.
- Evaluating and piloting managed care alternatives.
- Monitoring statewide contracts.

HCCUP Unit

The primary functions include:

- Developing, implementing, and maintaining automated statewide systems for health care cost accounting and reporting; census and discharge data collection and reporting; and reporting standardized information on statewide health care cost utilization that supports planning, budgeting, and management needs of DCHCS.
- Developing patient profiles to assist the DCHCS management in anticipating trends for the purpose of developing future programs and resources requests.

Fiscal Management Unit

The primary functions include:

- Developing, implementing, and maintaining.
- Consulting with Health Care Managers (HCMs) and participating in the training for HCMs and other health care staff on the systems processes, and reporting responsibilities inherent in budget management.
- Developing and preparing budget concept statements and budget change proposals, including statewide budget change proposals.
- Providing direction and support to field managers on trends that could affect their ability to maintain costs within allocated levels, and works closely with managers within the division and other divisions within the Department to develop staffing formulas and ratios.
- Establishing and maintaining reporting and monitoring systems and annual allocations.

Capital Outlay Unit

The primary functions of this unit are directing and coordinating the division's capital outlay and materials management processes.

11010.10.4.2 Licensing and Information Systems Section

This Section consists of administrative and analytical staff that work in the DCHCS headquarters and include three units: Health Insurance Portability and Accountability Act (HIPAA) Compliance, Information Systems, and Licensing.

HIPAA Unit

The primary functions include:

- Researching, developing, and implementing standardized policies and procedures for the Department's HIPAA program areas.
- Identifying and assisting in the implementation of improvements in information processing to enhance efficiency and effectiveness of the Department's health care services.
- Coordinating the assessment and improvement of statewide systems.

Information Systems Unit

The primary functions include:

- Supporting computer and computer related equipment and printers used by DCHCS staff.

- Coordinating with the EIS, DAI, and other programs and agencies regarding health care information system activities and processes.
- Developing, implementing, and coordinating health care data collection and information processing procedures.

Licensing Unit

The primary functions include:

- Preparing new health care facilities for initial licensure.
- Assisting existing licensed health care facilities to maintain licensure.
- Assisting clinical staff to develop and implement policies and procedures, including new statutory and regulatory requirements.

11010.10.4.3 Program and Policy Coordination Section

This Section consists of administrative and analytical staff that work in DCHCS headquarters and include three units: Education, Training and Telemedicine, and Policy and Planning Coordination.

Education Unit

The primary function of this unit includes the coordination, planning, and provision of the educational programs of the Division, including the Inmate Peer Education Program and the Continuing Medical Education program.

Training and Telemedicine Unit

The primary functions include:

- Planning, organizing, developing, conducting, and evaluating health care training programs.
- Planning, development, and management of the telemedicine services program, including the development of service sites, development of policies and procedures to coordinate clinical services, selection and installation of appropriate telemedicine equipment, data collection, service monitoring, and evaluation.

Policy and Planning Coordination Unit

The primary functions include:

- Developing programs and administrative functions relating to the design and implementation of health care planning efforts.
- Coordinating the planning and policy research, analysis, and development between the units of the division.
- Analyzing health care statutory and regulatory changes and proposals.

11010.10.5 Personnel Section

This Section consists of administrative and analytical staff whose primary functions include the development and maintenance of an effective division personnel program and the oversight and processing of personnel transactions and procedures.

11010.11 Chief Deputy Secretary, Adult Programs

The Chief Deputy Secretary, Adult Programs, serves as advisor to the Secretary and supervises the following programs.

11010.11.1 Education/ Inmate Programs

The Education and Inmate Programs Unit (EIPU) administers CDCR policies and procedures governing:

- Academic education.
- Funding allocations.
- Curriculum development of basic literacy instruction.
- High school courses and/or equivalency programs.
- Vocational education.
- Funding allocations.
- Curriculum development of basic entry level to advanced skills in a wide variety of vocational programs.
- Recreation/physical education programs.
- Institutional recreation programs.
- Physical fitness and physical fitness training in those institutions responsible for providing inmate firefighters.
- Inmate libraries and law libraries.
- Funding allocations for general libraries as well as the contents of the general collection.
- Guidelines for law library access and materials that meet court requirements.
- Apprenticeship programs - For qualified inmates in vocational education allowing the opportunity to use on-the-job training and related classroom instruction to increase skill level in a trade area.

- Pre-release programs - Voluntary program offered to inmates emphasizing employability skills, communication skills, money management skills, community resources, and parole resources.
- Federal Education Grants - Grant funds are allocated to specific education programs in accordance with State Administrative Manual (SAM), the United States Department of Education guidance, and the California State Department of Education State Plan.

The EIPU assists in the development of education programs for new prisons and for special projects within the above fields.

11010.11.2 Office of Community Resources

The Office of Community Resources (OCR) includes two units: the Community Resource Unit (CRU) which provides policy to field Community Resources Managers (CRMs) in the areas of community services, religious programming, volunteers, donations, and Citizen Advisory Committees (CAC); and the Women and Children's Services Unit (WCSU) which operates and oversees the prisoner mother programs, which are community based programs for female substance abusing inmates and their children six years of age and younger.

Community Resource Unit

In conjunction with facility CRMs and headquarters operations, CRU works proactively with volunteer organizations, law enforcement agencies, schools, universities, corporations, and various other agencies to build a positive working relationship between the CDCR and the community. The CRU promotes the provision of services and the CDCR involvement with local communities in the following areas:

- Community Service - Through the CRMs in each facility and through its responsibility for policy regarding the CAC, OCR promotes and guides the Department's efforts to assist communities using inmate labor and departmental facilities.
- Religious Programming - Working through the CRMs, Chaplains, and the statewide Chaplains' Coordinating Committee, this unit administers, interprets, and formulates religious policy and procedures; acts as liaison between the CDCR and major national, State, and local religious organizations; reviews chaplain selections prior to appointment; and advises on the conduct of religious programs and in-service training for chaplains.
- Service Contracts - Special programs administered by CRU include support services for inmates/families provided through two service contracts that are awarded to nonprofit organizations through a competitive bid process. These contracts are as follows:
 - Visitor Center Program which provides prison visitor services and establishes visitor centers at all State prisons with an inmate population of more than 300 inmates. Each visitor center provides assistance to visitors with transportation between public transit terminals and prisons, child care for visitors' children, emergency clothing, information on visiting regulations and processes, referrals to other agencies and services, and a sheltered area outside of the security perimeter for visitors who are waiting before or after visits.
 - Prison Representative Programs which provides non-departmental personnel in correctional institutions to increase communication and visits between inmates and their families, increase contacts between institutional staff and families of inmates, locates lost relatives, and reduces anxiety regarding families and/or personal problems. The contract staff provide counseling, reentry, employment, or educational services. In emergencies, contract staff facilitate legal services, food, clothing, transportation, and lodging for inmate families.
- Volunteers - The OCR formulates and administers policies and procedures for volunteer activity by the community and staff. Data is collected for statistical reports and dissemination.
- Donations - The OCR facilitates, authorizes, and screens thousands of dollars worth of material and services donated yearly by individuals and businesses located throughout the State.

Women and Children Services Unit

The Women and Children Services Unit oversees and operates the Community Prisoner Mother Program (CPMP) and the Family Foundations Program (FFP). These programs are mandated by PC 3411 and 1174, respectively. Both programs house and provide services critical to parole success to female substance abusing inmates and their children six years of age and younger. CPMP inmates are referred from the institutions, while FFP inmates are referred from the courts as an alternative to prison.

11010.11.3 Division of Addiction and Recovery Services (Formally - Office of Substance Abuse Programs)

The Division of Addiction and Recovery Services (DARS) serves as the centralized point of substance abuse treatment and recovery program development, management, coordination, and program fund administration. The DARS:

- Develops CDCR standards for substance abuse treatment and recovery programs to ensure that offenders housed within the CDCR facilities and those supervised within the community receive consistent, quality programs likely to impact the drug use and crime continuum.
- Develops new and innovative pilot substance abuse and recovery programs in CDCR facilities and community settings.
- Monitors program implementation and audits program operation.
- Drafts regulations pertinent to the operation of substance abuse programs to ensure consistent program development.
- Provides grant management for substance abuse-related grant projects, and seeks potential grant sources which may provide assistance in furthering CDC's programs.
- Establishes a strategic plan to address offender needs for treatment and recovery services.
- Assesses strategic plan progress.
- Assesses the status of the delivery of program services to CDC's offender population.
- Manages the Joint Venture Program (JVP) pursuant to the 1990 Inmate Labor Initiative.

11010.12 Director, Division of Support Services

Updated January 6, 2010

The Director, Division of Support Services, serves as advisor to the Secretary.

The Director, Division of Support Services, supervises the following functions for all program and administrative purposes:

- HR.
- ODT.
- SSB.
- OFM.
- OFS.
- BMB.
- OCS.
- RPMB.

11010.12.1 Human Resources

The HR has statewide administrative responsibility for the following:

- Human service functions in the areas of health and safety, personnel, labor relations, and training.
- Recruiting, testing, and appointing peace officers and medical staff.
- Conducting background investigations, processing employees' fingerprints, and subsequent arrest notifications.
- Supporting the CDCR's business affairs in the areas of procurement and contracting to ensure that overall departmental objectives are met.
- Providing advocacy and overseeing the Small Business (SB) and Disabled Veterans Business Enterprise (DVBE) Programs.

11010.12.1.1 Office of Personnel Management

The Office of Personnel Management (OPM) is responsible for establishing CDCR personnel policies and ensures that all personnel actions and examinations are conducted in compliance with applicable control agency laws, rules, policies, and procedures. The OPM provides the technical personnel assistance to managers and supervisors throughout the CDCR. It also reviews and approves classification requests and personnel actions; reviews proposed adverse personnel actions; and conducts periodic audits of all personnel actions throughout the CDCR. The OPM is responsible for administering payroll and personnel programs, including benefits, and for managing a number of automated personnel systems for the CDCR, including the Watch Office Tracking System and the Personnel Post Assignment System. OPM is also responsible for all employee placement actions in the CDCR and serves as the primary liaison with SPB and Department of Personnel Administration (DPA).

11010.12.1.2 Personnel Operations

Personnel Operations is divided into two service functions: Personnel Operations Section (Field) and Personnel Operations Section (Central Office and Parole).

The Personnel Operations Sections provide managers and supervisors with technical personnel management advice concerning selection, classification, and compensation as well as merit issues. As an extension of the DPA and SPB, section staff ensures that appointments and assigned duties meet all legal and classification requirements. Additionally, these sections are responsible for maintenance and revision of CDC's classification plan. In this capacity, staff develops proposals for control agency approval regarding new/revised classification and special salary actions such as recruitment and retention differentials. The section staff are responsible for reviewing proposed adverse personnel actions to determine compliance with SPB standards and providing consultation to management on adverse personnel action procedures and processes. The staff also provide guidance, direction, and training to institution personnel offices and headquarters' liaison staff on delegated matters.

11010.12.1.3 Personnel Liaison Unit

The Personnel Liaison Unit (PLU) has several major functions and serves as the CDCR "clearinghouse" for all issues related to the Fair Labor Standards Act (FLSA), the federal Family and Medical Leave Act (FMLA), the California Family Rights Act, and other various leave entitlements (collectively referred to herein as the FMLA). Responsibilities include research, development, and negotiation of resolutions to employee complaints filed with the Department of Labor or other outside agencies, FLSA/FMLA-related lawsuits, and FLSA/FMLA-related grievances. The PLU coordinates the efforts of control agencies and the CDCR budget and accounting staff to ensure the accurate and timely processing of settlement payments; responds to FLSA/FMLA inquiries from institutions, headquarters, and the control agencies; and provides FLSA/FMLA training for supervisors and managers.

The PLU is responsible for complex salary determinations; provides training to headquarters and institution personnel staff on salary determinations; and administers implementation of new salary-related programs. The PLU also provides technical personnel support during collective bargaining and provides ongoing support to management, CDCR's labor relations staff, and institution personnel staff on personnel-related collective bargaining issues.

The PLU works with the institutional and headquarters personnel officers to improve efficiency and effectiveness of personnel operations through the development of tools and standardized resources necessary to enable personnel staff to function consistently throughout the CDCR and administers several statewide programs (e.g., Conflict of Interest, Supervisory Bonus Awards, Incompatible Activities, etc.).

11010.12.1.4 Personnel Examining Section

The PES administers CDCR's civil service examining program on behalf of SPB under the decentralized selection program. PES services are divided into two testing program areas: Central Testing Unit (CTU) and Regional Testing Liaison Unit (RTLUL).

Central Testing Unit

The Central Testing Unit conducts both promotional and open examinations for service-wide classes and classes unique to the CDCR; provides consultation and technical assistance to CDCR managers, supervisors, staff, and the public upon request; interprets and applies civil service merit system laws, rules, policies and procedures; and CDCR policies, procedures, and processes related to personnel examining.

Regional Testing Liaison Unit

The RTLUL manages CDCR's statewide-delegated testing program. Under this program, the Local Testing Offices (LTOs) administer examinations on a local basis. The LTOs include the facilities, HR, New Prison Activation Unit, and Correctional Training Center (CTC). The RTLUL provides LTOs with training, consultation, technical assistance, and oversight to ensure compliance with the civil service merit system's laws, rules, policies, and procedures. In addition, the RTLUL provides LTOs with explicit written materials necessary to administer examinations.

11010.12.1.5 Personnel Services Section

The Personnel Services Section (PSS) administers the payroll and personnel programs for headquarters' and DAPO staff. These programs include position control, employee benefits, and workers' compensation. The PSS also provides certification of eligibility lists for headquarters and DAPO.

11010.12.1.6 Personnel Automation Section

The Personnel Automation Section (PAS) develops, implements, maintains, and provides training for custody time and post assignments systems. These

automated systems document attendance, position control, post assignments, and produce management reports. The PAS provides State Controller's Office (SCO) Management Information Retrieval System reports, and serves as a liaison with SCO, headquarters units, and other public and private agencies regarding automated personnel systems.

11010.12.1.7 SB/DVBE Program Advocacy

The HR functions as the departmental advocate for SB and DVBE by developing, implementing and monitoring policies and procedures that are used statewide to achieve SB/DVBE participation goals in contracting and procurement. The HR coordinates and monitors departmental efforts on a statewide basis and submits mandated reports on CDCR's participation levels and action plan to achieve SB/DVBE participation goals.

11010.12.2 Office of Departmental Training

The Office of Departmental Training (ODT) is responsible for developing and delivering training programs in support of the CDCR and its staff. The ODT is also responsible for the overall management of the Department training program and ensuring that the Department's training goals and objectives are met. The ODT carries out these responsibilities through the Training Academies Section, the Training Development and Support Section (TDSS), and the Business Support Section (BSS). The Training Academies and the BSS are located at the Richard A. McGee CTC.

11010.12.2.1 Training Academies Section

The Training Academies Section is responsible for the administration and oversight of the Basic Correctional Officer Academy (BCOA); the academies for Correctional Sergeants and Correctional Lieutenants; basic and advanced supervision training; management training; PC 832 training; and special instructor training programs.

Training and Development Support Section

The Training and Development Support Section (TDSS) consists of the Training Technology Services; Curriculum Development; and Training Planning and Field Support units. The TDSS is responsible for integrating technology training and adapting new automation technology into departmental training programs, evaluating departmental training courses, developing lesson plans and curriculum for CDCR training programs and academies, serving as the liaison with the Curriculum Review Committee of the CPOST, and providing functional direction and technical support to institution in-service training offices.

Business Services Section

The BSS is comprised of the Food Services, Plant Operations, Personnel Services, Procurement Services, and Technical Services units. The BSS is responsible for the preparation of cadet meals and the overall maintenance, repair, and upkeep of the CTC. In addition, the BSS is responsible for the administration and oversight of the Department's Badge Program.

11010.12.3 Selection and Standards Branch

The Selection and Standard Branch (SSB) is responsible for recruitment of both peace officers and health care professionals for all institutions and assuring that all individuals appointed as peace officers in the CDCR meet the legal requirements for appointment and are suitable for the responsibilities and authority conferred upon peace officers. The SSB accomplishes this by administering the examinations for entry-level peace officer classifications, conducting background investigations and pre-employment medical examinations for all new appointments to peace officer positions, and establishing qualification and suitability standards for appointment as a peace officer in CDC. The SSB is responsible for making the initial appointment of all Correctional Officers (CO) and Medical Technical Assistants (MTA) to fill the staffing needs of the institutions. It is also responsible for providing service to CDC hiring authorities via the Individual Service Request process to facilitate the appointment of peace officers. SSB also conducts background investigations on appointees to selected case records series classifications. (See DOM, Chapter 3, Article 16.)

Selection Centers

Selection Centers in northern, central, and southern California are responsible for administering the various testing components of the CO, MTA, CC I, and Parole Agent (PA) I examinations and for conducting all background investigations required by law or CDC policy. The selection centers are the primary service providers in SSB to the various CDC hiring authorities wanting to make peace officer appointments. The selection centers are located in Sacramento, Fresno, and Rancho Cucamonga.

Standards and Appointments Section

The SAS is responsible for planning, recommending test standards, and developing testing material to be used in entry-level peace officer examinations. The SAS also conducts validation studies to improve peace

officer selection and training standards, and recommends policies and procedures related to the appointment and retention of CDC peace officers. The SAS administers the pre-employment medical process for all peace officer appointments and makes all appointments to the BCOA from the CO eligible list. The SAS also administers the MTA examination and appointment process.

Selection Support Section

The Selection Support Section (SSS) provides administrative support to the selection centers and SAS to assist them in processing applicants through the various selection procedures. The SSS is responsible for managing the information system used to track and process applicants, generating reports regarding the status of various examination and selection components, providing on site support to staff using SSB local and wide area networks, coordinating information transfers between SSB and the SPB to establish certification lists for CCI and PAL, and serving as SSB liaison with the ISB. SSS handles the processing of mass mailing to applicants and the mass processing of various machine readable examination documents used by SSB.

Health Care Recruitment Unit

The Health Care Recruitment Unit is committed to recruiting high-quality medical professionals for staffing at facilities in accordance with the Department's mission of delivering a balance of quality and cost-effective health care in a safe, secure correctional setting.

Peace Officer Recruitment Unit

The Peace Officer Recruitment Unit (PORU) is committed to recruiting entry level peace officers for staffing at facilities. The hard-to-fill categories of CO and MTA are the focus of PORU.

11010.12.4 Office of Facilities Management

The OFM has responsibility for telecommunication planning and management, all capital outlay planning, and managing the construction, renovation, and maintenance of facilities. The OFM has five branches:

- Facility Planning and Finance Branch.
- Project Development and Management Branch (PDMB).
- Day Labor and Professional Services Branch.
- Security Operations and Maintenance Branch (SOMB).
- Telecommunications Branch.

11010.12.4.1 Facility Planning and Finance Branch

The Facility Planning and Finance Branch administers a broad scope of planning, financial management, contract management, and administrative support functions for prison construction, and the Major/Minor Capital Outlay, Special Repair, and Energy Management Programs. These responsibilities include preparation of an annual five-year facilities master plan for new prison and capital outlay programs; bond management for a \$5 billion construction program; development of the Department's capital outlay program for the Governor's budget; management of the consultant/construction contracting and payment processes; and supports the analysis of legislation affecting any programs of the Division. The branch is also responsible for energy management programs, and compliance with the California Environmental Quality Act for new prison construction, prison expansion, and other construction or remodeling projects.

11010.12.4.1.1 Financial and Project Support Section

The Financial and Project Support Section:

- Develops and administers the Department's five-year Infrastructure Plan.
- Budgets and financially manages the capital outlay appropriations, interim loans, and bond proceeds.
- Administers contracts for capital outlay projects.
- Supports division staff's Information Technology (IT) needs.

Infrastructure Planning Unit

In accordance with Assembly Bill 1473, Chapter 606, Statutes of 1999, the Infrastructure Planning Unit develops annually a Five-Year Infrastructure Plan (Plan) in conjunction with the Governor's budget that identifies the Governor's capital outlay policies and funding priorities for each five-year period. In addition to this responsibility, the Infrastructure Planning Unit:

- Works with departmental management to establish multi-year priorities and identify facility deficiencies and capacity needs according to departmental objectives and programmatic standards, guidelines, and priorities.

- Defines data needs, develops assessment tools, directs and coordinates statewide studies, and evaluations to identify and prioritize infrastructure needs.
- Prepares the Plan and coordinates the inclusion of all capital outlay budget change proposals and capital outlay concept papers covering the five-year planning period.

Project Support Unit

Project Support is primarily responsible for managing the fiscal aspects as well as contract development and management in support of the Department's prison construction and capital outlay programs.

For the fiscal aspects, responsibilities include:

- Capital outlay budget preparation.
- Interim loan and bond fund management.
- Ongoing financial management of prison capital outlay projects.
- Legislative/Public Works Board Capital Outlay submittals.
- OFM support budget.
- Quarterly reports for the legislature, control agencies, and other interested parties on the status of authorized projects and development of other reports and materials as needed for special projects, presentations, or legislative hearings.

The contract responsibilities of the unit include:

- Audit and prepare payments of all prison construction related invoices.
- Participation in scope and fee negotiations with construction managers, architects, and engineers.
- Audit and approval of construction change orders reflecting additions or changes to construction contracts.
- Preparation of all prison construction related contract and amendment requests.
- Log and track contract related documents from receipt through audit and approval.

11010.12.4.1.2 Capital Outlay Section

The Capital Outlay Section is responsible for the Department's capital outlay and special repair programs and serves as a liaison with institutions on facility related issues. The section also has a lead role in working with the Department of Finance (DOF) and Legislative Analyst's Office on capital outlay issues.

The Section's responsibilities include:

- Major/minor capital outlay funding preparation and project Management.
- Special repair funding preparation and project management.
- Budget package preparation.
- Section 6.00 (Budget Act) and architecture/engineering reviews.
- Liaison with institutions on facility related issues.
- Design development.
- Public works board approval.
- Governor's budget submittal.
- Miscellaneous projects such as the DGS funded seismic retrofit projects in our facilities.

11010.12.4.1.3 Energy Management Section

The Energy Management Section's primary function is to make California's prisons as energy efficient as possible and procure the least costly energy available.

The Energy Management Section:

- Obtains financing and oversees design and construction activities for energy efficiency projects at the facilities.
- Monitors gas and electricity costs in order to take advantage of market conditions and regulatory changes in an effort to procure the best energy contracts.
- Monitors utility bills to ensure accuracy of invoices and maintains database of energy usage.
- Updates the peak load reduction plans annually to assist facility managers in determining and managing non-essential electrical loads in order to meet executive orders on energy efficiency.
- General support to facilities on utility issues.

11010.12.4.2 Product Development and Management Branch

The PDMB oversees the daily operations of design, construction, activation, contract closeout, and claims management for new State prisons and existing facilities repair/renovation projects. The Branch provides policy direction to diverse program areas of construction operations including site selection, project management, architectural/engineering services, construction management, contract solicitation/negotiation, quality assurance, and claims management. Responsibilities include, but are not limited to, the following:

- Plan, design, and construct new facilities and renovate existing facilities.
- Develop design and construction proposals for capital outlay.
- Develop and administer design, construction, and project management and contract strategies, policies, and procedures.
- Develop joint powers agreements with local jurisdictions for on-site and off-site utilities.
- Negotiate scope and fees for construction and consultant contracts and interagency agreements.
- Negotiation, resolution of cost claims, and arbitration support to OLA.

11010.12.4.2.1 Project Management Section

The Project Management Section manages each of the project teams to control schedules, scope, and budgets of all new prison and existing facilities projects, and effective day-to-day design and construction operations.

11010.12.4.2.2 Project Services Section

The Project Services Section reviews the work of consulting architects, engineers, and inspectors under contract with the CDCR in the preparation of plans, specifications, and cost estimates for construction bid packages of new and existing facility construction. It also oversees the on-site construction management team; administration of construction contracts; coordinates independent inspection of facilities; and intervenes, as necessary, to resolve field disputes.

11010.12.4.3 Day Labor and Professional Services Branch

The Day Labor and Professional Services Branch plans, organizes, and administers a statewide inmate work program that utilizes inmates, casual trade labor, and State staff in direct construction activities to complete major and minor capital outlay projects and significant repairs at all CDCR institutions. In addition, it contains a professional architectural and engineering staff that provides a broad range of technical services for the Department and provides construction support for the direct construction and institution public works contract management activities.

Material and Technical Services Section

The Material and Technical Services Section provides a broad range of administrative services in support of the project construction activities undertaken by the Inmate Day Labor (IDL) program. These services include the development, ordering, and processing of material and equipment orders, the development and management of consultant, construction, and service agreements, and the coordination of personnel, equipment, and oversight of this programs budget.

Inmate Day Labor

The IDL Section administers the statewide inmate direct construction program that combines trade union craft persons and inmates under State supervision to complete public works projects at various facilities. The IDL Program undertakes viable, labor-intensive construction projects that are funded through the capital outlay and special repair programs.

Architecture and Engineering Section

The Architecture and Engineering Section provides a broad range of technical services to the branch and existing facilities statewide. This Section produces construction documents and provides technical construction support for the IDL program and institutions to enable them to complete construction projects. In addition, this Section provides assistance to existing facilities on technical problems requiring architectural and engineering services; coordinates technical requirements developed by consultants and other State agencies for improvement projects on existing facilities; and provides input into long-range capital improvement planning.

11010.12.4.4 Security Operations and Management Branch

The SOMB provides direction and oversight to ensure the appropriate standards of security are applied to the design, construction, renovation, activation, and maintenance of the Department's facilities. Through project management, training, automation, and one-on-one support, the branch contributes to the Department's overall safety and security, and the efficient use of its resources.

Security Operations Unit

The Security Operations Unit (SOU) is responsible for the development and maintenance of design standards that ensure cost-effective construction while maintaining public, staff, and inmate safety. The SOU reviews major and minor capital outlay budget change proposals and Section 6.00 requests relating to facility/building renovations/modifications and when possible, ensures compliance with new prison construction standards. The unit is also responsible for the development of perimeter security systems including the design, activation, and ongoing maintenance programs of electrified fences.

Facilities Maintenance Unit

The Facilities Management Unit (FMU) is responsible for the development, implementation, administration, support, and compliance reviews of the Standard Automated Preventive Maintenance System (SAPMS) and the maintenance program at all State facilities. The unit is also responsible for developing, administering, and updating the maintenance program section in DOM. The unit shall:

- Conduct on-site operational reviews to provide technical consultation and evaluate compliance with the SAPMS.
- Review and analyze the institutions' database for the inclusion of major systems (electrical, electrified fence, HVAC, personal alarms, water, wastewater, etc.) as defined, but not limited to the Functional Inventory Guide of the SAPMS.
- Provide contract management and oversight on the hardware/software maintenance contract and licensing agreements on the SAPMS equipment.
- Evaluate monthly corrective and preventive maintenance reports by facility.
- Compile information from the monthly reports as appropriate for the Regional Administrators and Deputy Director.
- Review requests from institutions to complete any in-house projects with the Program Support Unit for impact on the SAPMS.
- Coordinate, develop, and implement departmentwide studies of policy and regulations with regards to SAPMS.
- Review, analyze, and develop standard methodologies for facility management functions such as, but not limited to, a Standard Plant Operations Procedure Manual, Material & Safety Data Sheet Manuals, and Tool Control Procedures.
- Review, analyze, and provide recommendations for facility management in the areas of budgeting, staffing, and vacancies.
- Assess, analyze, and develop appropriate training programs as identified by institution staff.
- Assist EIS in the preparation of any feasibility study report as required by the DOF and DGS in maintaining the SAPMS.
- Interact with HQs, EIS, Strategic Offender Management System (SOMS) project staff, Business Information System, vendors/contractors, Associate Wardens for Business Services, Correctional Plant Managers, and Preventive Maintenance System analysts.

Technology Management Unit

The Technology Management Unit (TMU) shall be responsible for providing statewide coordination, implementation, and ongoing support for new "state-of-the-art" technology projects approved by the Technology Transfer Committee and the Secretary (Chapter 1, Article 3). TMU shall implement large-scale technology applications to respond to safety and security problems or to improve existing equipment to enhance institutional operations. The TMU shall:

- Develop project plans and monitor progress of implementation.
- Develop and negotiate contracts to support the applied technology.
- Manage and coordinate the delivery, placement, and installation of the system/equipment.
- Provide ongoing support and provide maintenance for the life of the program.
- Report performance history to management and recommend needed improvements/modifications to the applied technology.
- Interact as the departmental liaison during and after project implementation with headquarters, institutions, control agencies, and the business community.
- Provide presentations on the effectiveness of the technology.

11010.12.4.5 Telecommunications Branch

The Telecommunications Branch has a role in all new institution construction, facility modification, and maintenance projects. As necessary, the branch designs, procures, maintains, and supports the institutions' telecommunications systems, the Inmate Security Telephone System, and radio communications in all State correctional institutions, correctional camps, and the CTC. The branch is responsible for managing funds for Department initiated telecommunications and radio projects, and maintaining project budgets.

11010.12.5 Office of Fiscal Services

All fiscal services are under the direction of the Deputy Director, OFS.

11010.12.5.1 Accounting Management Branch

The Accounting Management Branch is responsible for maintaining the CDCR accounting policies, procedures, and systems; for managing the Inmate Welfare Fund (IWF) and Inmate Trust Fund centralized operations, oversight of institution IWF/Trust operations; and managing the headquarters accounting and capital outlay accounting operations.

Accounting Policies and Procedures Section

The Accounting Policies and Procedures Section is responsible for development and maintenance of the CDCR accounting policies and procedures. This Section works with all CDCR budget/accounting organizations and control agencies to establish consistent policies, standardized procedures, and reporting structures, and effective financial management systems.

Capital Outlay Accounting Section

The Capital Outlay Accounting Section is responsible for capital outlay project accounting for CDCR. Projects include new prison construction, major and minor capital improvements to existing prisons, and other projects administered by OFM and the IDL Program.

Inmate Welfare Fund/Trust Accounting Section

The IWF/Trust Accounting Section is responsible for the centralized accounting and budget of the IWF and has functional oversight of the inmate canteen operations. The section is also responsible for centralized control accounting for Inmate Trust Funds and the functional oversight of institution trust accounting operations.

Headquarters Accounting Services Section

The HASS performs accounting services for headquarters, DAPO, CTC, and DCHCS, prepares out-of-state travel blankets and coordinates all Victim Compensation and Government Claims Board claims.

Regional Accounting, Northern California Branch

The Regional Accounting, Northern California Branch manages four Regional Accounting Offices (RAOs) in the northern and central part of the State. Each RAO provides support accounting services for four or five institutions. Although the RAO performs a full range of accounting services, each institution retains full financial control over its budget.

Regional Accounting, Southern California Branch

The Regional Accounting, Southern California Branch manages four RAOs in southern and central California. Each RAO provides support accounting services for four or five institutions. Although the RAO performs a full range of accounting services, each institution retains full financial control over its budget.

11010.12.5.2 Budget Management Branch

The Budget Management Branch develops, implements, and controls the annual CDCR budget which is submitted to the legislature by January 10. The branch also reviews all CDCR BCPs, coordinates budgetary studies; and prepares special reports for control agencies. Additionally, this branch provides fiscal control for CDCR operations; distributes budgeted funds for each division, parole program, and facility; reviews budget reports; performs policy cost analysis and labor relations fiscal analysis; and participates in labor relations negotiations.

11010.12.5.3 Fiscal Management and Standardization Branch

The Fiscal Management and Standardization Branch oversees the development of the CDCR's fiscal management policies and operational standardization; coordinates and provides training, guidance, and mentoring on fiscal issues; collects, reviews, and analyzes complex fiscal data to achieve sound fiscal management practices; and coordinates the departmental response to various internal and external fiscal audits.

11010.12.5.4 Business Information System Project

The Business Information System Project is the Department's commitment to automate, standardize, and streamline business practices through the implementation of an Enterprise Resource Planning (ERP) solution. An ERP

is a prepackaged suite of software applications designed to allow the Department to efficiently manage the human resources, financial, procurement/contract, facilities, risk, and business management functions on a real-time basis.

11010.12.6 Business Management Branch

The Business Management Branch (BMB) consists of three support services sections that include: Business and Support Services Section, Facility Leasing and Maintenance Section, and Food Services Section.

Business and Support Services Section

The Business and Support Services Section provides support services in the following areas, as well as, coordination with control agencies for the CDCR:

- Procurement of commodities.
- Oversees statewide implementation of policies, procedures, and practices.
- Departmentwide consolidated procurements.
- Materials management program.
- Centralized procurement of PIA and canteen product for the institutions.
- Cal-Buy program.
- Cal-Card program.
- Recycle Program.
- Property management.
- Records management.
- Warehousing and supply services.
- Mail services.
- Correspondence control services.
- Departmental general information telephone line.
- Reproduction services.

Facility Leasing and Maintenance Section

The Facility Leasing and Maintenance Section provides services for the CDCR's administrative and parole offices as well as modular units on institution grounds in the following areas:

- Coordination with control agencies.
- Acquisition of office sites.
- Building management/maintenance/alterations.
- Space planning.
- Lease management.
- Telecommunications/cellular telephones.
- Building security.
- Central office telephone directory.

Food Services Section

The Food Services Section develops, administers, and monitors the feeding program for all institutions (utilizing the Department's standardized menu); reviews and approves food service needs for existing prisons; coordinates with the PIA regarding food programs and products; provides training for food service staff in the institutions to maintain industry standards and compliance in food preparation, storage, and safe handling; participates in committee meetings that develops the policies and processes that impact the health and safety of the inmates (i.e. Food Borne Illness); works with the DCHCS and DAI in developing food programs that address the medical/religious concerns of the inmate population; and assists the OFM on issues relating to new prison construction.

11010.12.7 Office of Contract Services

The Office of Contract Services (OCS) has statewide responsibility for the administration of all contract activities to ensure that all CDCR contracts and agreements are executed in compliance with State laws and regulations. The OCS consists of four sections which include: Construction Contracts and Bid Packages Section (CC&BPS); Institution Medical Contracts Section (IMCS); Institution Service Contracts Section (ISCS), Services Contracts Section (SCS); and two branch support units: Automation Support Unit and Special Projects/Policy Unit.

Construction Contracts & Bid Packages Section

The Construction contracts & Bid Packages Section (CC&BPS) coordinates all aspects of new prison construction contracts that include: advertising, bidding, awarding, preparing, and processing contract documents through the OAG. The CC&BPS is responsible for facilitating the contracting process

for the IDL program, the energy management program and various public works projects for CDCR's institutions and other State owned facilities.

The CC&BPS prepares and processes a wide variety of new prison construction related contractual agreements for areas such as: architectural and engineering, construction testing, surveying, and inspection; and construction and program management services. Additionally, the CC&BPS processes stop notices, escrow agreements, easements, property transfer grants, and rights-of-entry relating to construction sites.

Institution Medical Contracts Section

The Institution Medical Contracts Section (IMCS) is responsible for all aspects of institution inmate medical service contracts exceeding \$5,000. The IMCS also has statewide responsibility for preparing and processing all inmate medical service contracts, such as, but not limited to, physicians, various registries, hospitals, medical groups, and any other inmate medical services requested by the institutions. Responsibilities include advertising, bidding, awarding, and preparing and processing the original or amended contract documents for approval by Department of General Services (DGS) or OCS under the Department's delegated authority. The IMCS processes medical service contracts on an individual, statewide, regional, or multiple institution basis. The IMCS works closely with the DCHCS and institution Chief Medical Officers/HCMs regarding medical contract issues.

Institution Service Contracts Section

The Institution Service Contracts Section (ISCS) is responsible for all aspects of institution service contracts exceeding \$5,000, and has statewide responsibility for preparing and processing all non-medical contracts requested by CDC institutions. Responsibilities include advertising, bidding, awarding, preparing, and processing the original or amended service contract documents for approval by the DGS or OCS under the Department's delegated authority. The ISCS processes service contracts on an individual, statewide, regional, or multiple institution basis.

Services Contracts Section

The Services Contracts Section (SCS) coordinates all aspects of service contracts for headquarters and DAPO. Responsibilities include advertising, bidding, awarding, preparing, and processing the original or amended contract documents for approval by the DGS or OCS under the Department's delegated authority.

11010.12.8 Regulation and Policy Management Branch

The RPMB facilitates the policy and regulatory development process for the Adult Operations and Adult Programs of the CDCR by overseeing the revision, publication, and distribution of the Title 15, Division 3, and the DOM. The RPMB seeks to provide policies and regulations that are clear, consistent, concise, and flexible enough to serve the multifaceted operations of the CDCR and assists the CDCR division, office, and institution/facility staff in preparing policies that are consistent with applicable State laws and regulations. RPMB staff work with operating divisions to develop Administrative and Informational Bulletins, policy changes to the DOM, and regulations. Staff evaluate all proposals for potential conflicts with existing laws, regulations, policies, or collective bargaining agreements, and coordinate the printing and distribution of the Notices of Change to Regulations and the DOM (NCRs and NCDOMs) to all interested parties.

Since all regulations must meet Administrative Procedure Act (APA) requirements, the RPMB staff work with the Office of Administrative Law (OAL) to file rulemaking packages, issue public notices regarding changes published in the OAL's Notice Register, and respond to petition requests made to the CDCR. Consistent with the APA, staff schedule and hold public hearings regarding proposed regulation changes and coordinate the responses to public comments generated by proposed regulatory changes. The RPMB also maintains Intranet and Internet Homepages that features all pending and recently adopted changes to the regulations and DOM.

The RPMB manages the development and revisions of CDCR forms to ensure compliance with applicable laws, regulations, and policies; maintains and distributes the forms catalog, and acts as the forms liaison with other State agencies; and arranges for and coordinates the printing of CDC and CDCR forms.

The RPMB also maintains a Department rulemaking and policy library that consists of a reference collection and public records held in accordance with the APA. The library contains branch, topical, historic, and background files for past requests for determination, bulletins, and revisions to the DOM and regulations.

11010.13 Office of Risk Management

Revised June 8, 2009

The Office of Risk Management (ORM) functions to provide all CDCR employees with a safe and healthy working environment by providing

consultive and technical support, as well as, policy development services to management and staff in the areas of occupational safety, staff substance abuse testing, and workers' compensation (WC). The ORM units supporting this function include: the Occupational and Environmental Compliance Unit (O&ECU), Workers' Compensation Unit (WCU), and the Disability Assessment and Support Unit (DASU), which has responsibility for the Workers' Compensation Suspicious Activity Program/Early Intervention (WCSAP/EI) programs.

Occupational & Environmental Compliance Unit

The Occupational & Environmental Compliance Unit (O&ECU) provides consultive and support services to management/staff of the institutions, parole regions, and camps as well as other State departments in the following areas: Safety/injury and illness prevention programs, workplace violence, ergonomics, emergency evacuation plans, respiratory/personal protection equipment, employee assistance and post trauma programs, environmental compliance, and the Governor's safety awards program.

Workers Compensation Unit

The Workers Compensation Unit (WCU) has direct responsibility for managing the Department's WC program. The unit performs the following functions:

- Formulates strategies for controlling WC costs.
- Develops policies and provides consultive support for WC and Return-to-Work (RTW) issues.
- Provides administrative oversight and liaison services to institutions' RTW Coordinators.
- Manages sensitive WC cases.
- As a current pilot program, reviews and provides settlement approval for WC cases that meet certain guidelines.

Disability Assessment & Support Unit

The Disability Assessment & Support Unit (DASU) provides policy development and consultive support in the following areas: Americans with Disabilities Act, Fair Employment and Housing Act, Medical Personnel Actions, WC and RTW issues, the WCSAP, and EI programs. For WC and RTW issues, the DASU has direct responsibility for HR, Headquarters, DAPO Region I, the CTC, and provides administrative oversight and liaison services to DAPO RTW Coordinators. The WCSAP monitors WC claims for abuse and possible fraudulent activity and also markets, trains, educates, and provides information to management and employees on the consequences of obtaining benefits fraudulently. The EI program provides benefit counseling and medical treatment to employees with qualifying industrial injuries. The intention of the EI program is to reduce all costs associated with the delivery of WC benefits, in balance with the need to ensure timely and adequate benefits to the injured worker. The DASU also assists the institutions and the DAPO in the selection of independent vendors to provide EI services.

11010.14 Office of Labor Relations

The Office of Labor Relations is responsible for establishing policies and planning, organizing, developing, monitoring, and administering positive and effective labor-management relationships and services among CDCR, its employees, and recognized employee organizations, thereby ensuring the delivery of CDCR services to the public with minimum disruption. This is accomplished because the Office of Labor Relations:

- Represents management in all areas of labor-management relations, including contract negotiations and administration, statewide and local meeting and conferring, and in handling employee grievances and complaints.
- Establishes policies and procedures related to labor-management relations.
- Provides all levels of management with accurate interpretations of applicable policies, rules, laws, and contract provisions.
- Provides staff support and consultation services to all levels of management regarding rights and responsibilities under the Ralph C. Dills Act and the labor contracts.
- Implements the collective bargaining law for all covered employees and the excluded employees bill of rights.
- Provides a resource for negotiating labor contracts under the Ralph C. Dills Act.
- Provides training and advice on labor relations issues.

11010.15 Office of Public and Employee Communications

The Office of Public and Employee Communications:

- Acts as a liaison for the Department and several of its constituencies and maintains direct contacts with local, State, national, and international print and broadcast media.
- Provides functional supervision, training, and guidance to headquarters, facilities, and parole regions on public and community relations issues.
- Prepares and distributes brochures, videotapes, and informational materials to legislators, the media, and the general public.
- Prepares and distributes printed and videotaped training materials for headquarters, facilities, and parole regions.
- Coordinates and plans the annual Medal of Valor Awards ceremony.
- Oversees the publishing of the Department's official newsletter quarterly.
- Responds to information requests under the Public Records Act and Information Practices Act; prepares talking points for executive and division staff; and compiles the daily report.
- Reviews the content of the Department's website to ensure consistency with departmental policy, and oversees the Department's death row database to provide monthly reports.
- Develops, manages, implements, and evaluates the Department's public information, motion picture, radio and television, and community relations policies.
- Works closely with media representatives to visit the Department's institutions and facilities including conservations camps, community prisoner-mother, and community correctional facilities.
- Encourages print and other broadcast media to tour and write stories about CDCR programs, activities, staff, and inmates.

11010.16 Office of Research

The Office of Research (OR) objectively evaluates the Department's correctional programs with regard to their implementation and effectiveness in reducing the recidivism and return to custody rates and protecting public safety. The branch does this by conducting internal research projects evaluating the outcomes of Department programs and by providing technical advice and oversight of research on Department programs conducted by external researchers under contract with CDCR. The OR also reviews and coordinates the approval of all research projects proposed by outside researchers who desire to study socio-behavioral characteristics of CDCR inmates and parolees as required by the PC. The chief of the branch serves as the chair for the Department Research Advisory Committee whose approval must be granted before socio-behavioral research can begin within the Department.

11010.16.1 Offender Information Services Branch

The Offender Information Services Branch (OISB) has been designated as the primary provider of summary statistical information about CDCR inmates and parolees. The OISB responds to special requests; compiles statistical reports; prepares legislative estimates, and population projections; coordinates the timely, accurate, and consistent coding and entry of data; and performs data integrity control functions for the Offender Based Information System, classification, incident, and all other major current and proposed computerized inmate and parolee databases.

Estimates and Statistical Analysis Section

The Estimates and Statistical Analysis Section is the primary source for summary statistical information on inmates and parolees under the jurisdiction of CDCR. This Section ensures that CDCR has accurate data and analyses on which to base program planning and direction; compiles and analyzes information for special projects, court cases, special task forces or programs; prepares periodical statistical reports about inmates and parolees used in budget planning, legislative responses, and audits; and prepares all CDCR projections of future facility and parole populations, including inmate classification levels. This Section also prepares estimates of the impact of proposed legislation, ballot initiatives, and administrative policy changes. In addition, this Section reviews and approves CDCR information to be disseminated to the public by CDCR branches and divisions.

Information Quality Support Section

The information Quality Support Section (IQSS) in OISB is responsible for providing Quality Assurance (QA) oversight for major current, proposed, and future statewide offender information systems. The QA procedures to be applied to these CDCR information systems include continuous monitoring of the validity and currency of data, and developing appropriate procedures and solutions to correct inaccuracies or out of date data.

The IQSS does not directly implement most procedures and solutions. Rather, once a problem has been identified, IQSS provides the owners of the

data with the tools and procedures aimed at eliminating the problem. After the owners of the data have implemented these tools and procedures, the IQSS provides ongoing review of the data to ensure its accuracy, currency, and completeness.

This Section also conducts routine and special analyses to maintain accuracy and integrity of data; handles requests for changes and improvements in the data systems; and provides necessary training for facility OBIS operations.

11010.17 Office of Legislative Affairs

The Office of Legislative Affairs provides executive policy advice and assistance on all matters with legislative implications or impact on the CDCR. The Assistant Secretary performs the following:

- Coordinates the development of legislation, including drafting and preparation for YACA and the Governor's Office, and introduction in the Legislature.
- Identifies bills of CDCR interest, provides analysis, and recommends the CDCR's position to YACA and the Governor's Office.
- Presents CDCR's positions to legislators and provides direct advocacy through appearances before legislative committees.
- Coordinates the compilation and completion of Enrolled Bill Reports, in a timely manner, recommending to the Governor whether to sign or to veto enrolled legislation.
- Coordinates and reviews responses to inquiries from State and federal legislators.
- With assistance from the Ombudsman's Office, coordinates the Senate Confirmation process for Wardens and the Secretary.

11010.18 Office of Information Technology

The Assistant Secretary of the Office of Information Technology has supervisory responsibility for the following:

Enterprise Information Systems

Under the direction of the Agency Information Officer, the mission of the EIS is to facilitate the accomplishment of departmental goals through automation by the design, development, ongoing operation, security, and maintenance of information technology (IT) systems.

EIS develops and implements all new and existing CDCR IT systems. EIS responsibilities include:

- Installing computer hardware/software; providing customer access to CDCR data.
- Assisting in the justification of new IT.
- Acting as consultants on the most complex technology issues.
- Ensuring that CDCR complies with all oversight and procurement rules and regulations.
- Partnering with program areas to implement IT as a business solution where appropriate.
- Working with Information Security Officer to ensure the safety and integrity of all data and IT.
- Setting departmental standards for hardware and software.
- Providing support and direction to all departmental PC coordinators.

11010.18.1 Data Center

The Data Center provides technical services required to operate and maintain the CDCR computing resources. The objective of the Data Center is to maximize the availability, reliability, manageability, interoperability, and performance of the CDCR information systems. The Data Center is responsible for purchase and installation of computer hardware, maintaining system software, creating and maintaining CDCR databases, managing system security, operating headquarters mainframe and mini-computers, and implementing and managing local-area and wide-area networks. The Data Center also provides 24 hour, 7 day-a-week customer support including help desk services. The Data Center provides desktop support for headquarters' users and assists and coordinates activities with field staff.

Within the Data Center, the System Administration Unit (SAU) performs systems engineering and analysis to ensure that technologies employed in building CDCR strategic systems operate effectively as an integrated whole. To provide a common data architecture for CDCR systems, the SAU manages the creating and maintenance of a comprehensive, department wide data model upon which CDCR strategic systems can be built. The SAU ensures that CDCR information systems are built in a manner that allows integration of new technologies to support the mission and objectives of the CDCR. The SAU also ensures conformance to industry standards to allow CDCR systems to share essential information internally within the CDCR and with external entities in a secure and error free manner. The SAU also

supports information technology architecture planning, review, and decision making processes.

The Data Center provides the liaison function for the Department with the Teale Data Center and Hawkins Data Center.

11010.18.2 Applications Development and Maintenance Section

The Applications Development and Maintenance Section (ADAMS) is responsible for the development and support of quality, automated applications that meet the business needs of the CDCR. ADAMS serves CDCR staff and other authorized entities by promoting the effective management of, and access to, CDCR-related information. ADAMS is primarily responsible for the analysis, design, development, implementation, and maintenance of CDR information systems as well as providing customer training and ongoing application support.

Additionally, ADAMS provides assistance in the assessment of automation needs by working directly with the program areas in the development of new system requirements, Information Systems Budget Concept Statements, Feasibility Study Reports (FSRs), Special Project Reports (SPRs), Post-Implementation Evaluation Reports (PIERS), Information Technology Procurement Plans (ITPPs), procurement strategies (requests for proposals or alternative procurements), procurement evaluations, contract negotiations, contract initiation, and contract management.

11010.18.3 Parole Automation Section

The Parole Automation System (PAS) is responsible for the development and support of quality automated applications that meet the business needs of the DAPO. PAS serves the DAPO, other CDR staff and other authorized entities by promoting the effective management of, and access to, information on the parolee population throughout the State. PAS is primarily responsible for the analysis, design, development, implementation, and maintenance of all parolee related information systems, as well as, providing customer training and ongoing application support.

Additionally, PAS provides assistance in the assessment of automation needs by working directly with the DAPO program area in the development of new system requirements, Information Systems Budget Concept Statements, FSRs, SPRs, PIERS, ITPPs, requests for proposals or alternative procurements, procurement evaluations, contract negotiations, contract initiation, and contract management.

11010.18.4 Project Management Office

The Project Management Office (PMO) provides guidance and assistance to CDCR staff starting new IT projects designed to solve problems and improve operations. This includes providing guidance in the development of project concept proposals, feasibility studies, and other documentation required to obtain approval of any IT project. PMO maintains CDCR standards regarding the quality and format of FSR. These standards are consistent with statewide standards for FSRs. PMO reviews and approves FSRs to ensure they satisfy statewide and CDCR standards and requirements. The PMO is the CDCR liaison to the control agencies regarding project initiation matters. The PMO is responsible for tracking all approved projects and ensuring that all projects comply with State reporting requirements. Functional support, assistance, and direction are provided to the Information System Analysts on all system related issues by the Applications Systems Section. PMO is also responsible for coordinating and supporting the ongoing development of the CDCR Strategic Information Systems Plan.

PMO provides functional support to the ongoing operations of the Information Technology Executive Committee (ITEC). PMO responsibilities include:

- Coordinating ITEC meeting agendas.
- Coordinating the review of proposed information systems and furnishing recommendations for ITEC review.
- Preparing periodic updates for the ITEC on the CDCR automation efforts.
- Developing, coordinating, and participating in presentations to the committee that address current IT issues.
- Coordinating the review of IT concepts to ensure compliance and consonance with CDCR policies and the AIMS.
- Recording the actions and decisions of the ITEC for distribution to appropriate CDCR staff.

PMO is responsible for administering and coordinating the CDCR Workgroup Computer Policy. The Workgroup Computing Coordinator (WCC) resides in PMO. The WCC responsibilities include:

- Ensuring that workgroup computing hardware and software requests comply with the CDCR and control agency policy requirements.

- Preparing the appropriate certification documents for workgroup computing procurements.
- Providing assistance in the completion of workgroup computing requests.
- Maintaining the CDCR workgroup computing policy and modem policy as well as related equipment request forms for distribution to CDCR staff.
- Overseeing the personal computer PIER process.
- Maintaining the CDCR personal computer equipment inventory.
- Maintaining a record of all personal computer procurements, including those justified through the use of a FSR, the CDCR internal summary fact sheet, or the approved workgroup computing policy.

ITEC-Support Unit (SU) responsibilities include:

- Coordinating ITEC Committee meetings and disseminate information from these meetings.
- Coordinating review of proposed information systems.
- Preparing annual updates for the cabinet on all CDCR automation efforts for the current year and strategic planning for the coming year.
- Developing, coordinating, and participating in presentations for the ITEC committee addressing current technical innovations.
- Coordinating the review of Information Systems concepts to ensure compliance and consonance with the budget cycle.

In its role as WCC, the ITEC-SU ensures that requests for microcomputer commodities comply with the CDCR and control agency policy requirements; prepares the appropriate procurement certification documents; provides assistance in the completion of workgroup computing equipment requests; maintains the CDCR workgroup computing policy, modem policy, and related equipment request forms for distribution to CDCR staff; and tracks the CDCR microcomputer commodity inventory.

11010.18.5 IT Planning Section

The IT Planning Section plans for the efficient and effective use of IT resources as required by the SAM. Specifically, SAM 4819.31 requires each State agency to:

- Establish and maintain an operational recovery plan so that it will be able to protect its information assets in the event of a disaster or serious disruption to its operations, and annually certify to the DOF that it's plan complies with SAM 4843-4845.
- Establish an ongoing information management strategic planning process to support the accomplishment of it's overall business strategy (i.e., it's strategy to carry out it's programmatic mission) and submit it's strategic plan to Department of Information Technology for approval. See SAM 4900.2.
- Adopt standards for an agency information technology infrastructure and ensure that new acquisitions or developments involving information technology are consistent with those standards. See SAM 4900.1.

These externally required planning functions are consolidated in the EIS IT Planning Section. Consolidating these IT planning functions removes barriers that would limit consistency and coherence in CDCR IT planning and enables the CDCR to present a clear, consistent IT strategy to external oversight agencies.

11010.19 Office of Legal Affairs

The primary functions of the OLA are managing all litigation involving the Department; providing legal advice to the Secretary and the staff of the Department; and representing the Department in administrative proceedings. The legal work of the OLA is supervised by a Chief Deputy General Counsel and is divided into nine separate teams:

- The Business and Infrastructure Legal Team (BILT) serves as counsel to the CDCR on legal matters related primarily to it's business operations and administrative functions. BILT specializes in representing the CDCR in transactions and disputes involving it's vendor goods and services contrts, environmental issues and construction related matters.
- The Employment Advocacy and Prosecution Team/ Division of Juvenile Justice actively protects public safety by advising the Office of Internal Affairs, the Employee Relations Officers, and CDCR Hiring Authorities regarding the investigation and prosecution of those CDCR employees who have committed crimes or misconduct as specified in Government Code Section 19572.

- The Health Care Team focuses its efforts in matters related to inmate health care: from *Keyhea* hearings to coordination with the Attorney General's (AG) office on class actions related to health care in the adult and juvenile institutions. In addition, the Health Care Team coordinates with the AG's office on inmate habeas petitions involving correctional health care.
- The Institutions Legal Team provides advice and functions as house counsel to administration and facilities staff on a broad spectrum of issues that pertain to inmates and wards. Examples of issues that are handled by this unit include use of force, mail and visiting, religion, discipline, and privacy. Also, the Institutions Legal Team manages manor non-health care class action lawsuits involving the Department.
- The Labor and Human Resources Legal Team is the house counsel for all general personnel matters, with the sole exception of employee discipline; manages all employment litigation against the Department and its employees, serves as the Department's liaison with both the Office of the Attorney General and outside retained defense counsel and serves as the Department's representative at mediations and mandatory settlement conferences; provides direct legal support to the Office of Employee Wellness and field Return to Work Coordinators dealing with employee medical issues and requests for reasonable accommodation; provides direct legal support to the Office of Labor Relations, including grievance responses, management of labor relations-based litigation and assisting during contract and other union negotiations; assists the Office of Risk Management in evaluating and managing significant Workers' Compensation cases; provides direct support to the Office of Civil Rights in negotiations with the Department of Fair Employment and Housing and the federal Equal Employment Opportunity Commission, assists in the preparation of settlement and other documents and reviews completed investigations to provide recommendations for clearance and remedial actions; represents the Department before the State Personnel Board in response to complaints of discrimination, harassment or failure to provide a reasonable accommodation, before CalOSHA concerning citations for work-place safety issues and before other administrative bodies as needed; and, finally works with other external control agencies to resolve issues concerning the Department's personnel practices.
- The Legal Access Team (LAT) is the first point of contact for those from the Department, its institutions and facilities, and other agencies seeking legal assistance. LATs goal is to facilitate timely and comprehensive legal services. The team is responsible for reviewing incoming requests for legal assistance, identifying the issues, and assigning the requests to the appropriate legal team for responses. Several modes of inquiry are available to our clients for easy access to legal services.
In addition, LAT assists the Department's custodians of records with processing and responding to third party subpoenas for records of inmates, wards, and parolees. The team strives to ensure that federal and state privacy rights of inmates, wards, and parolees are protected while complying with the rules of discovery. LAT is also responsible for assessing requests for records pursuant to federal and state law such as the Public Records Act.
The Team further facilitates training programs and publications to assist individuals working in the field who encounter legal issues on a daily basis.
- In April of 2000, the Office of Legal Affairs assembled the Liability Assessment and Litigation Management Team, LALMT (formally known as the Liability Response Unit), under the leadership of Catherine Bernstein, to begin meeting the litigation management demands of the immense volume of inmate civil actions pending against the Department and its employees.
LALMT evaluates each of the estimated 600 new civil lawsuits that are served on the Department and its employees each year, assessing liability, acting as liaison to defense counsel, and participating in the strategic planning of case management.
LALMT has conducted Litigation Coordinator workshops and a pilot litigation orientation program for CDCR employees that are being sued. Further training is planned. Through the interaction provided by training sessions and ongoing daily communication with the field, LALMT has become an identifiable resource for the institutions and regional offices that are responding to litigation demands and attempting to minimize our liability exposure.
- The Parole Team provides advice to Division of Adult Parole Operation (DAPO) and Board of Parole Hearing (BPH) management

and program staff concerning parole policy and compliance with applicable parole law and the Americans with Disabilities Act (ADA). It provides officer-of-the day telephone support to BPH Commissioners and Deputy Commissioners conducting 2,400 life term inmate hearings and 92,000 parole violation proceedings per year. It also responds to sentencing and parole-related questions from parole offices, judges, district attorneys, defense attorneys, probation offices and allied law enforcement, and to questions from victims and witnesses concerning pending hearings.

The Parole Team, in coordination with the Legal Access Team and BPH investigators, provide extensive reviews of BPH hearing decisions for legal sufficiency and recommend modifications as necessary. The team oversees the planning, organizing and conducting of training for BPH commissioners and deputy commissioners, and parole and institutional staff regarding hearing policy and procedures, and provides legal support to staff responsible for drafting proposed regulations or regulation amendments.

The Parole Team analyzes and makes recommendations on current litigation, habeas petitions and administrative proceedings that may affect the BPH or DAPO; coordinating with the Office of the Attorney General.

The Parole Team assists in the drafting, amending or review of contracts for the services of attorneys, physicians, mental health clinicians, and interpreters related to parole proceedings. It negotiates, reviews, administers, audits and monitors program performance of the legal service contract for the provision of legal representation to 84,000 parolees facing revocation proceedings.

The Parole Team participates in and supports compliance monitoring activities relating to *Armstrong v. Schwarzenegger* and *Valdivia v. Schwarzenegger*. Attorneys monitor, supervise, and assure compliance with orders stemming from these class actions. The Parole Team also works closely with the Litigation Project Team that formulates litigation and compliance strategies in *Valdivia*, *Armstrong*, and *Rutherford*.

- The Litigation Project Team.

The legal support staff renders administrative and logistical support for these nine teams.

11010.20 Office of Audits and Compliance

The Office of Audits and Compliance are authorized to perform audits, internal control reviews, and compliance assessments on behalf of and at the request of executive management.

11010.20.1 Program and Fiscal Audits Branch

The Program & Fiscal Audits Branch (P&FAB) exists to independently audit program contracts for compliance to terms and conditions of the contract and review, evaluate, and better assure that institutions, parole regions, and headquarters are operated in accordance with CDCR standards, State and federal law, and court mandates.

Program Compliance Unit

The Program Compliance Unit is responsible for the evaluation of selected institution and parole operations to ensure that the evaluated institutions and parole operations are in accordance with CDCR standards, State and federal law, and in compliance with court mandates.

Fiscal and Business Management Audits Unit

The Fiscal & Business Management Audits Unit conducts contract audits of profit and non-profit organizations that contract with the CDCR. These contracts provide programs and services to the OCR, the OSAP, the DAPO, and the DCHCS. The FBMAU also evaluates cost data submitted by the individual local jurisdictions for the establishment of the daily jail rate in respect to reimbursement in accordance with the local assistance program, acts as the fiscal consultant for management within the CDCR, and conducts special audits as requested by the Secretary.

Correctional Business Internal Audits Unit

The Correctional Business Internal Audits Unit is responsible for evaluating the institutional business services operations which includes plant operations, materials management, personnel transactions, occupational health and safety, environmental health and safety, food services, inmate trust accounting, procurement, and fire protection.

11010.20.2 Information Security Office

The Information Security Office is responsible for the overall security of CDCR information systems. In accordance with GC 1171 and SAM 4840.2, the CDCR has designated an Information Security Officer. The function is organizationally placed in this Division.

11010.21 Corrections Standards Authority*Updated January 6, 2010*

The Executive Director of the Corrections Standard Authority (CSA) has supervisory responsibility for the following:

11010.21.1 Facilities, Standards, and Operations Division

The Facilities, Standards, and Operations Division (FSO) is responsible for developing and updating regulations and minimum standards for local jails and juvenile facilities. In addition, the FSO conducts inspections and reviews of county and city adult jails and juvenile facilities to check compliance with established standards.

11010.21.2 Corrections Planning and Programs Division

The Corrections Planning and Programs Division (CPPD) develops, administers, and evaluates programs to improve State and local correctional systems. Working closely with federal, state, and local governments the CPPD partners with private and non-profit service providers to develop collaborative approaches to crime and delinquency prevention. Many of these approaches are supported by the technical assistance, training, and grant funding administered by CPPD.

11010.21.3 Standards and Training for Corrections

The Standards and Training for Corrections is responsible for developing and updating standards for the selection and training of adult and juvenile correctional staff. This is accomplished through job analysis, core training requirements, and Annual Course certifications.

11010.22 Revisions

The Director, DSS, or designee shall be responsible for ensuring that the contents of this Article are kept current and accurate.

11010.23 References

PC §§ 1170, 2085.5, 2962, 3003, 3034, 3058.8, 5001, 5052, 5053, 5054, 5055, and 11155.

DOM §§ 11040, 22090.

SEERA.

FLSA.

Public Records Act.

Information Practices Act.

Ralph C. Dills Act.

Prison Inmate Labor Initiative of 1990.

CCR (15) (3).

California Environmental Quality Act.

ARTICLE 2 — UNASSIGNED**ARTICLE 3 — STANDING COMMITTEES***Revised January 24, 2011***11030.1 Policy**

Standing committees are established by the Secretary as necessary, to facilitate the accomplishment of departmental goals and objectives.

11030.2 Purpose

This Article describes the standing committees that have been authorized by the Secretary.

11030.3 Agency Security Technology Transfer Committee

Agency Security Technology Transfer Committee (ASTTC) shall coordinate and guide the California Department of Corrections and Rehabilitation (CDCR) in the adaptation of existing and new technology to solve problems and improve institutional security, operation, and management.

11030.3.1 Responsibility

The ASTTC shall:

- Serve as a forum for the presentation of potential technological applications.
- Make recommendations to the Secretary on potential technological applications.
- Assure widespread dissemination throughout CDCR of information regarding new technological developments.
- Recommend standards and specifications for use in purchasing equipment items and systems, incorporating technology to facilitate institutional custody, security, and control.

11030.3.2 Equipment Purchases

Review of equipment requests:

- All requests for the budgeting and/or acquisition of new equipment items relating to perimeter security systems; contraband detection systems; personal alarms; and equipment items and systems incorporating technology to facilitate institutional custody, security, and control shall be referred to the CDCR's ASTTC for review. Final approval will be required by ASTTC and the Secretary.
- Each Warden is responsible to ensure that requests for approval to purchase new technology are submitted to the Chairman of ASTTC. This will result in a process that ensures standardization at CDCR institutions. No purchases or commitments to purchase shall take place until clearance is received by the Committee Chair of ASTTC.

11030.3.3 Membership

The ASTTC is comprised of the following staff:

Mandatory Participants

- Committee Chair: Director, Planning, Acquisition, and Design.
- Deputy Director, Facility Planning, Construction, and Management (will serve as Committee Chair in the Director's absence).
- One Associate Director (AD), Division of Adult Institutions,(DAI).
- Five Field Wardens, DAI.
- One Field Superintendent, Department Juvenile Justice(DJJ).
- Office of Correctional Safety.
- Deputy Director, Division of Adult Parole Operations.
- Executive Officer, Technology Management Unit: staff person to the Committee.

Discretionary Participants

- Division of Facility Management (Telecom Maintenance).
- Office of Training and Professional Development.
- Office of Fiscal Services.
- Enterprise Information Systems.
- Office of Adult Programs.

All Warden's Regional Parole Administrators, and others are encouraged to attend and provide input at all ASTTC meetings and on all issues raised.

Non-agency Nonvoting Members

Non-agency nonvoting members include, but are not limited to, representatives from:

- Department of Justice (DOJ).
- Department of General Services (DGS).
- Federal Bureau of Prisons (FBP).
- California Highway Patrol (CHP).
- Sandia National Laboratories.
- National Law Enforcement and Corrections Technology Center.

Appointments

Appointments to the ASTTC shall be made through the Committee Chair with final approval by the Secretary of CDCR.

11030.3.4 Meetings

The ASTTC will meet quarterly or on an as needed basis. Attendance at scheduled meetings is mandatory; however, an alternate for each member is allowed at the Captain level or above, and Associate Directors may rotate their attendance at the committee meetings.

11030.4 Victims Advisory Committee

Victims Advisory Committee (VAC) provides information and expertise to the Secretary and CDCR concerning the following issues:

- Victim notification.
- Victim restitution.
- Victim allocation.

11030.4.1 Membership

The VAC shall consist of 15 to 20 members appointed by the Secretary for an indeterminate period. They shall be a cross-section of staff from headquarters, facilities, and paroles.

The chairperson shall be elected by the membership.

11030.4.2 Meetings

Meetings shall be held annually.

11030.5 Career Technical Education Act Advisory Council

This is an advisory council on career-technical education and the council's general purpose is to advise CDCR on the programmatic use of the Federal Career-Technical Education Act (CTEA) funds and to advise on the development of strategies for securing employment for vocationally trained inmates.

11030.5.1 Responsibility

The council shall meet with appropriate departmental staff on a continuing and formal basis at least twice a year, to advise, analyze, and recommend policies, programs, and distribution of all CTEA funds to CDCR facilities.

- They shall emphasize career-technical education programs that involve business and labor organizations who employ ex-felons in the counties of the patrolling offenders.

11030.5.2 Membership

The Superintendent shall appoint 8 members and they shall serve at the Superintendent's pleasure.

The membership shall be governed by the committee's by laws as well as GC 1770.

- The chairperson and vice-chairperson shall be elected by the membership by a nomination committee.

11030.5.3 Meetings

The council shall meet a minimum of two times each year and all meetings shall be open to the public.

A special meeting can be called by the chairperson or upon written request of a quorum of the council members.

Fifty percent of the membership plus one member shall constitute a quorum.

11030.6 Advisory Committee on Correctional Education

The Advisory Committee on Correctional Education shall advise the Director on the following areas of departmental education:

- Educational program policy and planning.
- Program operations.
- Curriculum development.
- Staff training.
- Program evaluation.

The committee shall have statutory responsibility under the Education Code (Ed.C) 32500.

11030.6.1 Membership

The membership shall be appointed by the Director, and include a representative from the Chancellors of the California State University and Colleges, the Chancellor of the California Community Colleges, and the Superintendent of Public Instruction.

They shall serve until replaced.

- There shall be one representative from the California Postsecondary Education Commission and two instructors from a prison based education program.

11030.6.2 Subcommittees

There shall be subcommittees made up from the Advisory Committee and they shall be appointed to address specific issues in the following areas or as needed:

- Program policy and program planning.
- Program operations.
- Curriculum philosophy and strategy.
- Program evaluation.

11030.6.3 Meetings

The committee shall meet on a bi-monthly basis or at the call of the chairperson.

11030.7 Chaplains Coordinating Committee

The committee shall advise CDCR on the formation of religious policy, interpretation of religious procedures, the conduct of the religious programs in the institutions and on IST for the chaplains.

11030.7.1 Responsibility

The committee has the following responsibilities:

- Coordinating and conducting program reviews of the institutional religious programs every three years for each institution.
- Be available to staff chaplains, volunteer community clergy, and religious representatives for pastoral care.
- Coordinating the annual Chaplains' training conference.

11030.7.2 Membership

The membership shall be selected from nominations provided by each faith group (Protestant, Catholic, Muslim, Native American, and Jewish). The Chaplain selected shall be approved by the Warden of his/her institution. The size of the committee shall be determined by the Director of Adult Institutions and each member shall serve for a term of three years.

Individuals can serve multiple terms if re-elected by the respective faith group. The membership shall include at least one staff chaplain from each of the religious faith groups employed by CDCR and one volunteer representative from the community from each faith group that provides services to a facility.

The chairperson shall be appointed by the committee's faith group representatives.

11030.7.3 Meetings

The committee shall meet on a quarterly basis at a designated facility.

11030.8 State Advisory Committee on Institutional Religion

The State Advisory Committee on Institutional Religion serves to advise the Directors of Juvenile Justice, CDCR, DMH, and Veterans Affairs on the religious programs of the correctional schools, prisons, and mental hospitals.

11030.8.1 Responsibility

The committee has the responsibility of advising the Directors on such policy matters as chaplaincy, personnel, religious records, operating supplies, buildings, places for worship, selection, recruitment, and training of chaplains, and the standards for chaplaincy work in the several types of facilities.

11030.8.2 Contact/Attendance by Departmental Staff

Official contacts with this committee are made through the Community Resources Manager, Division of Adult Institutions, who shall serve as the departmental liaison to the committee.

The Director of Adult Institutions may also designate a member of the Chaplains Coordinating Committee or a staff chaplain to attend the meetings of this committee.

11030.9 Disability Advisory Committee

Revised February 5, 2013

The Disability Advisory Committee (DAC) shall provide advice and assistance to the Secretary, CDCR, and Deputy Director, Office of Internal Affairs (OIA), on disability issues, such as:

- Developing and maintaining Equal Employment Opportunity programs and activities for persons with disabilities.
- Making recommendations to improve the personnel practices and employment opportunities for persons with disabilities.
- Establishing contact with groups and organizations that are concerned with achieving equitable representation and utilization of persons with disabilities in the CDCR work force.
- Monitoring of disability issues identified by the committee, including but not limited to reasonable accommodation and accessibility, to ensure that necessary actions occur within reasonable time frames.
- Assisting the Department in complying with the Americans with Disabilities Act and other related statutes.

11030.9.1 Membership

Revised February 5, 2013

The Chief, Civil Rights Operations (CRO), OIA, is designated as the DAC chairperson. The DAC shall consist of volunteers selected by the CRO Chief in OIA with input from the Hiring Authority of the candidate and current DAC members. Every effort will be made to include persons with disabilities and ensure geographic and program representation.

11030.9.2 Meetings

The DAC shall meet as called by the DAC Chairperson, at least annually.

11030.9.3 Resources

Members of the DAC shall be primarily involved with the duties and responsibilities of their specific assignments; local administrators shall make the necessary arrangements to allow members reasonable time to perform committee activities.

11030.10 Information Technology Governance Committee

Enterprise Information Technology (IT) Governance provides a framework for making decisions involving effective, efficient, and acceptable use of IT while ensuring organizational resources are targeted to deliver maximum business value. Enterprise IT Governance implies a process in which all stakeholders have clear accountability for their respective responsibilities in making decisions affecting IT. The ultimate decision making body in the

Enterprise IT Governance structure is the CDCR IT Executive Council (CDCR Cabinet). The mission of the Council is to ensure that IT produces and supports solutions in direct alignment with the Agency's strategic direction while moving toward its Vision. Policy specific to Enterprise IT Governance is located in DOM Chapter 4, Information Technology.

11030.11 Revisions

The Secretary, Office of the Secretary, or designee is responsible for ensuring that the contents of this Article are kept current and accurate.

11030.12 References

GC § 1770.

EC § 32500.

Inmate Apprenticeship Training Law of 1984.

ARTICLE 4 — CALIFORNIA PRISON INDUSTRY AUTHORITY

Revised October 6, 1993

11040.1 Policy

The CALPIA establishes and operates various industrial, manufacturing, service, and agricultural enterprises in the facilities under jurisdiction of the Department.

11040.2 Purpose

This section delineates the membership of the PIB, outlines the objectives of CALPIA, and describes how CALPIA interfaces with CDCR, specifically within the facilities.

11040.3 Objectives

Objectives of CALPIA include:

- Reduce inmate idleness.
- Create and maintain working conditions for inmates much like those prevalent in private enterprise.
- Develop work habits and occupational skills in inmates for use upon release.
- Operate a work program for inmates which shall ultimately be self-supporting by generating sufficient funds from the sale of products and services to offset the program's expenses.
- Provide financial support to employed inmates.

11040.4 PIB

Policy for CALPIA is directed by a Board of Directors consisting of 11 members under the leadership of the Chairperson. The members are:

- Secretary of Corrections: serves as Chairperson.
- Director of the DGS or designee.
- Director of Commerce or designee.
- Two members from the general public that are appointed by the Speaker of the Assembly.
- Two members from the general public that are appointed by the Senate Rules Committee.
- Two representatives of organized labor that are appointed by the Governor.
- Two representatives of industry that are appointed by the Governor.

Meetings

The PIB shall meet regularly (at least four times during each fiscal year), and additionally, as deemed necessary by the Chairperson or majority of the PIB.

11040.5 Responsibility

CALPIA operates as a business venture, on a profit and loss basis, and thus extends commitments to deliver its products within specific time frames. As a result, the program demands the fullest cooperation between facility and CALPIA staff.

The shared responsibility of the General Manager for the Prison Industry Revolving Fund and the operation of the various enterprises, and of the Warden for administration of the facility, requires careful attention to the effect of any decisions by either, on the responsibility of the other, thereby making close communication imperative. Other responsibilities include:

Secretary

The Secretary shall be the administrative head of the PIB and shall exercise all duties and functions necessary to ensure that the responsibilities of the PIB are successfully discharged.

General Manager

CALPIA is headed by a General Manager who functions as the Chief Administrative Officer and has line authority over all facets of CALPIA's operations and activities.

Prison Industries Administrators/ Managers

CALPIA's Prison Industries Administrators/Managers shall:

Assist the General Manager and staff in the study of proposed new enterprises and furnish data, plans, or specifications required for them.

- Establish and maintain procurement controls designed to ensure effective and timely delivery of necessary raw materials, commercial items, and equipment of a quality standard which shall ensure a high grade of finished product.
- Establish and maintain production controls designed to assure timely delivery of quality at a minimum cost.
- Establish and maintain records of inventory, accounting, and cost controls as required by established policies.
- Establish and maintain controls which shall ensure a minimum expenditure of CALPIA funds.
- Inform the Warden of all matters affecting industries.
- Report to the General Manager on events and problems in CALPIA programs, or any changes in plans or deviations from established standards or commitments.
- Establish and oversee the functioning of training programs capable of developing industry employees within their present position as well as for future promotional endeavors.

11040.6 CALPIA Organizational Structure

CALPIA consists of several divisions and branches many of which interface directly with, and/or provide assistance to, the facilities.

11040.7 Executive Office

The executive office of CALPIA is comprised of the:

- General Manager.
- Chief Assistant General Manager.
- Assistant General Manager, Administration Division.
- Assistant General Manager, Operations Division.
- Assistant General Manager, Waste Management Division.
- Chief, QAU.
- Chief, Marketing Division.
- Chief, Civil Rights and Community Affairs Office.
- Chief, Data Management and Information Systems.

11040.8 Civil Rights and Community Affairs Office

The CALPIA's affirmative action program provides for EEO in a discrimination-free work environment. The program is backed with a strong commitment from the General Manager and the Director.

11040.9 Quality Assurance Office

The Quality Assurance Office plans, develops, and directs the total quality management program for CALPIA statewide.

11040.10 Administration Division

As a service-oriented organization, the Administration Division provides for the fiscal management of CALPIA and the support services necessary for program operations. It works directly with all CALPIA services necessary for program operations. It works directly with all CALPIA offices and relevant outside agencies including:

- State Legislature.
- CDCR.
- All facilities and CALPIA enterprises.
- Outside vendors.
- DGS.
- PIB.
- Other agencies and organizations as needed.

11040.10.1 Fiscal Services Branch (FSB)

FSB administers the budgeting, accounting, and financial reporting activities of CALPIA. FSB performs its various tasks and operations through three organizational units as follows:

- **Budget Bureau**--has primary responsibility for development and administration of the annual operating plan (budget); provides both service and control.

- **Accounting Services Bureau**--has primary responsibility for preparation of the quarterly (interim) and annual financial statements, as well as maintenance of the accounts receivable and payable; provides both service and control.
- **System Design Bureau**--has primary responsibilities in conducting the annual physical inventory, accounting systems design, system table maintenance, and providing technical support to the Accounting Services Bureau.

11040.10.2 Procurement and Business Services Branch

The Procurement and Business Services Branch serves as the focal point for all purchasing and business services functions within CALPIA field enterprises and headquarters.

11040.10.3 Human Resources Branch

The Human Resources Branch provides the full range of personnel and training related services to CALPIA employees. Primary functions include:

- Classification.
- Recruitment.
- Examination and selection.
- Pay, payroll, and transactions for headquarters only.
- Training.
- Labor relations.

11040.10.4 Management Analysis Unit

The Management Analysis Unit provides analytical support in the areas of legislation, program analysis, public relations, and other miscellaneous analytical projects as needed.

11040.11 Operations Division

The Operations Division provides:

- Direction for the operation of CALPIA production facilities throughout the State and for the development and implementation of new/expanded enterprises.
- Carries out the policies of the PIB.
- Directs and oversees research and analyses of existing operations.
- Maintains positive working relations with Wardens.
- Develops and implements safety and training programs for field operations.

The division works directly with all offices within CALPIA and relevant outside agencies/organizations as listed in the DOM 11040.10.

11040.11.1 Operations Branches

The four operations branches provide a headquarters' overview with technical assistance to CALPIA manufacturing, agricultural, and service enterprises in its facilities. The operations branches also ensure consistency of operations between similar factories and operating policies and practices of the factories, with the goals and objectives of CALPIA. The four operations branches provide technical expertise in various areas and exercise a major role in the planning and design of new products, equipment, and facilities. The four branches and their areas of expertise are:

- **Wood/Metal Products Branch.** The branch provides technical expertise in wood and metal products, general fabrication, textile mill, and engineering.
- **Soft Goods Branch.** The branch provides technical expertise in fabric products, knitting mill, shoes, fiberglass, mattress and bedding, and precast concrete products.
- **Service and Consumables Branch.** This branch provides technical expertise in laundry, detergent products, coffee, bakery, poultry, eggs, swine, meat processing, dairy, farm, and transportation.
- **Activation Branch.** This branch coordinates the onsite implementation of new CALPIA enterprises at facilities statewide. The branch also provides technical expertise in optical, dental, printing, bindery, paper products, micrographics, and key data entry.

11040.11.2 Product Design and Development Unit

The Product Design and Development Unit works directly with facility production staff, Headquarters Prison Industries Managers, and sales representatives in providing plans and specifications for new and existing products.

11040.11.3 Master Production Scheduler

The Master Production Scheduler provides overall production scheduling of CALPIA's manufacturing, agricultural, and service enterprises by managing the master production schedule.

11040.11.4 Lead Production Staff

The following levels of staff administer operations at the facilities listed below:

Level of Lead	Staff Facility
Superintendent II	SCC
Prison Industries Manager	PBSP
	CVSP
	NCWF
	CCWF
	CAL
	LAC
Prison Industries Administrator	CCI
	CTF
	CIM
	CIW
	DVI
	FSP
	SAC
	CMC
	SOL
	SQ
	RJD
	ASP
	CEN
COR	
WSP	
MCSP	

11040.12. Waste Management Division

The Waste Management Division plans, researches, designs, constructs, and operates Correctional Resource Recovery Facilities (CRRF) and secondary manufacturing enterprises at various correctional facilities (State prisons, return-to-custody facilities, and local jails) throughout the State.

11040.12.1 New Products/ Construction Development Unit

This unit conducts the research and development activities related to determining the feasibility of waste management programs within specific jurisdictions. It plans and designs the physical plant based on customer need, and represents CDCR in educating municipalities on CALPIA's CRRF program.

11040.12.2 Operations Unit

Achieves the start up and ongoing operation of the CRRF's and secondary manufacturing through the recruitment and hiring of free staff and inmates, the establishment of operational and management reporting procedures, and negotiation of recyclable commodities contracts.

11040.13 Marketing Division

Provides oversight for the Marketing and Sales program including marketing and sales activities, pricing, customer services, promotions, and research.

11040.13.1 Marketing Services Branch

The Marketing Services Branch is a service-oriented operation that provides product pricing and related support, promotional materials, and maintenance and market research services.

11040.13.2 Sales Branch

The role of the Sales Branch is to generate sales revenue, build market share, increase market base, build volume, develop sales outlets, provide consultation to public agencies for all CALPIA products and services, and promote special buying opportunities and new products.

11040.13.3 Customer Services Branch

The Customer Services Branch processes all incoming purchase orders and provides liaison between the customer, CALPIA operations, and the facility factories as well as enhances public relations.

11040.14 Data Management and Information Systems Division

The Data Management and Information Systems Division directs the implementation and operation of an automated manufacturing and accounting planning system that provides CALPIA with current information on manufacturing. The unit also provides EDP services in support of the CALPIA programs and works on the application and development of new projects while maintaining ongoing systems.

11040.15 Inmate Labor

Each inmate who is engaged in productive work under a CALPIA program shall receive pay as compensation.

Compensation schedules shall be determined by CALPIA and all compensation shall be credited to inmates' accounts.

All timekeeping shall be the responsibility of work supervisors and shall be in accordance with inmate work incentive policies and departmental procedures.

Inmates new to CALPIA or being assigned to a new job shall be trained on the job by a lead person (inmate) and/or a factory supervisor.

No employee or inmate shall sell or offer for sale any article manufactured by inmates or other prison labor, except sale of articles that is specifically sanctioned by law.

11040.15.1 Prison Industries Inmate Pay

Pay schedules, work classifications, position requirements, and other features of the Prison Industry Inmate Pay Plan are provided in DOM 51120.

11040.16 Purchases

All divisions and facilities under the Director shall purchase CALPIA standard and custom products in every category and of every type required for departmental use.

CALPIA shall keep the divisions and facilities informed of the availability of new products, and categories of products that can be provided on a special order basis. No purchase estimates shall be drawn to specify commercial products when CALPIA can furnish a product in the commodity category. CALPIA shall be guided, whenever feasible, in the development of new products and redesign of existing products by criteria that shall make them the most suitable for departmental use.

Any unresolved differences between the using division or facility and CALPIA as to the adequacy of a CALPIA product proposed for a given use shall be referred to the General Manager, CALPIA, for decision before any purchase may be made from outside sources.

Divisions and facilities shall keep CALPIA advised of large and unusual requirements far enough in advance, in order to permit production and delivery in time to meet departmental needs.

11040.17 CALPIA Safety Committee

Each facility that operates one or more CALPIA enterprises shall establish a CALPIA Safety Committee. It shall be noted that inmates employed by CALPIA are considered "employees" for purposes of the California Occupational Safety and Health Act (CAL-OSHA) of 1973 and subsequent amendments.

Prison Industries Administrator/ Manager

Committee membership shall be determined by each facility's Prison Industries Administrator/Manager. Membership shall include inmate workers as well as supervisory employee representation. The size of each committee shall be dependent upon magnitude, complexity, geographic location, and diversity of the industry's operations.

Membership selection process shall be determined by Prison Industries Managers, keeping in mind the necessity of accomplishing objectives by the most effective means.

Any grievances regarding health and safety issues shall be initiated and handled in accordance with DOM 54100.

11040.18 Land Acquisition, Construction, Maintenance, Repairs, and Replacements

Distribution of costs for buildings, grounds and roads, equipment and machinery, irrigation and water control, utilities, and land acquisition and construction/alterations is shown in.

11040.19 Revisions

The General Manager, CALPIA, or designee shall be responsible for ensuring that the contents of this section are kept current and accurate.

11040.20 References

SAM §§ 3505 and 3672.

PC §§ 2800 - 2818.

ACA Standards 2-4412 - 2-4417.

DOM §§ 51120, 54100.

CAL-OSHA.

ARTICLE 5 — EVACUATION AND EMERGENCY MANAGEMENT

Effective January 23, 1990

Headquarters and Parole

11050.1 Policy

When emergency situations occur, every reasonable effort shall be made to:

- Ensure the safety and protection of employees.
- Preserve the organizational structure.
- Provide for immediate resumption of essential departmental functions.

11050.2 Purpose

This section establishes specific steps to be followed in the event of various emergency situations occurring within Headquarters, regional parole offices, and field offices. Provisions for emergency preparedness and employee protection in institutions are found in DOM 55010 of this manual.

11050.3 Emergency Organization

Once the emergency plan has been activated, all emergency operations shall be directed by a predetermined command center (Command Center for Headquarters is located in the building manager's office).

The Command Center shall be manned by the emergency coordinator and staff who direct the operation of designated emergency floor personnel. These emergency floor personnel may include:

- Floor Wardens and alternates.
- Zone/area monitors and search personnel.
- Stairway monitors.
- Elevator monitors.
- Handicapped persons monitors.
- First-aid personnel.

A complete roster of building emergency personnel is located in building emergency directories that shall be posted on each floor. This directory also includes floor plans and designated evacuation routes.

11050.4 Responsibility

In the event of an emergency, designated employees have been assigned specific duties to be performed.

11050.4.1 CHP

SAM 2601 through 2667 outlines procedures to be used by CHP when responding to emergency situations in state facilities. In geographical areas where services of CHP are not available, emergency action shall be coordinated with local law enforcement agencies.

11050.4.2 Managers/ Supervisors

Managers and supervisors shall:

- Ensure that all employees possess a general knowledge of emergency procedures.
- Assign an emergency coordinator for each facility and office.

11050.4.3 Departmental Emergency Coordinator

The Chief, Emergency Operations, who serves as the Departmental Emergency Coordinator, shall:

- Prepare emergency plans, to include assisting in the preparation of plans for each subordinate facility and/or field office.
- Ensure the submission of all departmental facilities and/or field office emergency plans to the CHP every two years.
- Submit an emergency plan to the CHP within 60 days upon relocation or occupancy of new departmental facilities/field offices.

11050.4.4 Regional Parole Emergency Coordinators

Regional parole emergency coordinators shall:

- Assist each RPA in selection of emergency coordinators and alternates for each subordinate facility or field office.
- Ensure that relocated, new, or substantially modified facilities and field offices submit emergency/employee protection plans in a timely manner.
- Ensure that all regional facilities and field offices maintain updated plans.
- Retain one copy of each plan.

11050.4.5 Emergency Coordinators

Emergency coordinators shall:

- Coordinate the formulation and execution of emergency plans.
- Coordinate the selection, training and organization of adequate staff for conducting emergency operations.
- Direct and supervise the activities of building occupants during an emergency, and immediately following.
- Determine evacuation sites.
- Determine if, and/or when, employees may reenter the building.

- Assure that emergency directories are maintained and available to all employees.

11050.4.6 Alternate Coordinators

Alternate emergency coordinators shall serve as principal assistants to the emergency coordinators and act in that capacity in the absence of the coordinator.

11050.4.7 Floor Wardens

The floor Wardens report to the emergency coordinator and are in charge of the zone/area monitors, stairway monitors, handicapped persons monitors, first-aid personnel, and search personnel on their respective floors. They shall ensure:

- The safety of all occupants on their floors.
- Floor emergency personnel are designated and properly trained to perform their function safely and efficiently.

11050.4.8 Alternate Floor Wardens

Alternate floor Wardens shall serve as principal assistants to the floor Wardens and act in that capacity, in the absence of the floor Wardens.

11050.4.9 Zone/Area Monitors and Search Personnel

Zone/area and search personnel shall:

- Oversee the occupant search and report the results to the respective floor Wardens.
- Report any unsafe conditions or suspicious findings to the state/local police and emergency coordinator.
- Be the last person to leave their assigned area in the event of evacuation.

11050.4.10 Stairway Monitors

Stairway monitors shall:

- Regulate and expedite the orderly movement and flow of employees.
- Direct personnel to alternate stairways, if designated stairway is unsafe.

11050.4.11 Elevator Monitors

Elevator monitors respond to assigned elevators allowing only designated officials (i.e., police and firefighters) to use elevators during an emergency. The elevator monitors shall remain at the elevators until released by the zone/area monitors.

11050.4.12 Handicapped Persons Monitors

Handicapped persons monitors assist handicapped employees during emergencies. A monitor shall be assigned to each physically handicapped person.

11050.4.13 First-Aid Personnel

Trained first-aid personnel shall administer first aid when necessary.

11050.5 Emergency Notification

During all emergency situations, employees shall immediately notify the CHP or local law enforcement agency using the emergency numbers. The CHP, in turn, use their "hot line" for contact with the fire department, ambulance service, etc.

Immediately after reporting the emergency to the CHP, employees shall notify the emergency coordinator.

- This notification shall enable the coordinator to activate the building emergency plan. The employee making contact with the emergency coordinator shall inform the coordinator that the state/local police had been notified.

11050.6 After Hours/Holiday Notification

In the event of an emergency during evenings, weekends, or holidays, employees shall notify the state/local police using emergency numbers.

If evacuation becomes necessary during these hours, the state/local police shall act as floor Wardens and shall inform employees to evacuate. Employees shall follow the same designated evacuation routes as outlined in the emergency directory.

11050.7 Evacuation

When evacuation is necessary as determined by the state/local police or emergency coordinator:

- Employees shall leave the building immediately by the nearest designated exit.
- Bulletin boards contain maps of these exits.
- Emergency personnel shall be available to direct employees and ensure that all instructions are carried out.
- Evacuation of handicapped personnel shall be given highest priority in any emergency.

- Employees shall walk, remain quiet, use handrails, and follow any other emergency instructions.
- Women shall remove high heels.
- Employees shall gather in designated evacuation sites no less than one-half block from the building unless otherwise instructed.
- Following evacuation, police and other emergency personnel shall prevent entrance to the building.
- When an emergency is over, the emergency coordinator shall advise employees if/when they may return to the building.

11050.8 Damage Control

The emergency coordinator shall assess damage and determine if and/or what action is necessary to immediately control dangerous or potentially dangerous areas or situations. These actions may include:

- Fire suppression and standby.
- Disconnection of utilities and business machines.
- Medical standby.
- Protection or removal of flammables.
- Venting of doors and windows.
- Supervision of rescue and first-aid teams.
- Erection of barriers as necessary.
- Protection or removal of records.
- Identification and protection of hazardous substance exposure.

11050.9 Medical Emergencies

In the event of serious illness or injury, employees shall:

- Notify the State/local police and emergency coordinator. The CHP are equipped with resuscitator equipment and are trained in its use as well as trained in the area of first-aid procedures and cardio-pulmonary resuscitation. The CHP are not notified in the event of minor injury.
- Request assistance from first-aid personnel. These individual's names shall be posted on the emergency roster located on each floor.
- Not move victims unless absolutely necessary.
- Initiate first-aid action as deemed necessary.
- Arrange for injured employee, if necessary, to report to hospital emergency room.

If physician services are necessary, employees may contact their own doctor.

11050.10 Fire

In the event of a fire, employee(s) shall notify the CHP who in turn notify the fire department. Where CHP are not available, the local fire department shall be directly notified.

If fire is easily extinguishable, all attempts shall be made to put it out by using the hand fire extinguishers. Floor Wardens shall be oriented with the fire fighting equipment available on their respective floors.

If deemed necessary, evacuation of the hazardous area shall be initiated and the emergency coordinator advised of the evacuation immediately.

Elevators shall not be used during evacuation.

Employees shall ensure that all doors leading to the main hallways from all offices are closed in order to prevent fire from spreading.

11050.11 Explosions

In the event of explosions, employees shall take cover under tables, desks, or other similar objects that will offer protection against flying glass or debris.

After the effects of explosion have subsided, the police and the emergency coordinator shall determine if evacuation is necessary.

11050.12 Demonstrations

In the event of demonstration inside or outside, employees shall remain inside the building and conduct business as usual.

Employees shall not get involved in the demonstration, thus becoming a part of the problem.

11050.13 Earthquakes

In the event of an earthquake, employees shall:

- Remain in the building.
- Seek shelter under tables, desks, doorways, and similar places.
- Avoid overhead fixtures, windows, skylights, filing cabinets, book cases, or other items which could become falling or flying objects.
- Remain calm and wait for instructions from emergency personnel.

Ordered Evacuation

If evacuation is ordered, everyone shall:

- Evacuate as directed.
- Be aware of falling debris or electrical wires.
- Take precautions against possible aftershocks.
- Proceed to evacuation area and follow all instructions.

11050.14 Bomb Threats

In the event of a bomb threat, specific actions shall be taken depending upon the type of threat received.

11050.14.1 Bomb Threats (Phone)

Employees receiving a bomb threat by phone shall:

- Ask when bomb is scheduled to explode.
- Ask the location of bomb.
- Ask what it looks like.
- Ask reason for placing bomb.
- Keep caller on line as long as possible.
- Record following information:
 - Date and time of call.
 - An estimate of age, sex, race, child, or adult.
 - Exact words of caller.
 - Speech pattern, i.e., accent.
 - Background noises.

11050.14.2 Bomb Threats (Mail)

Employees receiving a bomb threat by mail shall:

- Not handle the letter, envelope, or package.
- Notify the emergency coordinator and state/local police.

Emergency coordinator shall preserve the evidence for law enforcement officials.

11050.14.3 Bomb Search

The safest method for handling a bomb threat is to institute an immediate and thorough search. During the search, employees are only looking for objects that do not belong in a specific area.

Occupant Search

- Occupant search is initiated by the command center and relayed by telephone to floor Wardens. This process involves a search by all building employees of their immediate work areas. Results of search shall be reported to floor Wardens.
- Employees assigned to search teams shall search all public and common use areas to include lobbies, restrooms, hallways, stairwells, storage rooms, and evacuation routes. They too shall report their findings to the respective floor Wardens.
- Floor Wardens shall in turn report findings to the emergency coordinator.
- The CHP or local law enforcement agencies shall assist in all areas of the search as necessary.

11050.15 Suspicious Objects

Explosives can be packaged in a variety of containers, but in most cases are camouflaged. The container is likely to be a common article such as a shoe or cigar box, grocery bag, airline flight bag, athletic bag, suitcase, attaché/brief case, etc. Prior to a search, employees shall be informed to look for the unusual, or something that appears out of place.

- It is imperative that someone who is familiar with a specific area assist in the search of that area so that unusual or alien objects are immediately recognized. Anything that does not belong, or whose presence cannot be adequately explained, shall be considered a suspicious object.

Once a suspicious object is located, it shall not be touched, moved, or disturbed. The employee that discovers the object shall:

- Obtain a good description of the object, i.e., floor, room number, area of room.
- Notify emergency coordinator of findings and obtain further instructions.
- Begin clearing all occupants from immediate vicinity and clear area directly above and below the object.
- When feasible, remove flammables from the affected area and ensure that fuel lines are turned off.

- Cordon off the area to prevent reentry.

The emergency coordinator shall notify the bomb squad if the CHP or local police agency is not present to do so.

11050.16 Nuclear Threat

In the event of blackmail, threats, or attacks involving radioactive materials or nuclear weapons, employees shall:

- Immediately report these threats to the state/local police who in turn notify the local Federal Bureau of Investigation (FBI) office.
- Notify the emergency coordinator.
- Follow directions contained in any threats in order to assist law enforcement officials in locating objects or materials.

If a suspicious object is located, refer to DOM 11050.15 of this manual.

11050.17 Enemy Attack

Signals emitted by civil defense intended as a warning of impending enemy attack are sounded by sirens.

- Alert signal is a steady blast or tone, three to five minutes in length, signifying that essential emergency information is about to be broadcast.
 - If evacuation is necessary, employees shall evacuate according to the instructions of emergency personnel.
 - Employees shall take personal belongings and possessions with them when leaving work stations.
- Attack signal is a wailing tone or a series of short blasts for three to five minutes signifying that an actual attack against the country has been detected. Employees shall:
 - Seek cover under tables, desks, or any large objects which offer protection against flying debris; or
 - Remain against the wall nearest a window for protection,
 - Remain under cover, or in a shelter, until otherwise notified by emergency personnel.

11050.18 Revisions

The Deputy Director, Institutions Division, or designee, shall ensure that the content of this section is accurate and current.

11050.19 References

GC Title 2, Division 1, Chapter 7.

SAM § 2660 - 2667.

CCR (15) (3) § 3302.

ACA Standards 2-4168, 2-2102, 2-4172, 2-2103.

ARTICLE 6—REGULATION AND POLICY DIRECTIVES

Revised February 18, 2009

12010.1 Policy

All divisions, institutions, camps, parole regions, community based correctional centers, and other departmental offices shall be promptly notified of changes in departmental regulations, policy, operational procedures, forms, and other matters of importance.

Changes to the regulations, the Department Operations Manual (DOM), bulletins, or forms shall not be processed without written authorization of the Secretary or designee.

12010.2 Purpose

This Article describes the regulations, manual, bulletins, and forms utilized to transmit departmental rules and operational directives and establishes procedures for their review and approval, promulgation, distribution, and maintenance. The process and procedures described here are intended to:

1. Allow Department stakeholders to have input on regulation and DOM development.
2. Define responsibilities for the content and updating of regulations and DOM policy.
3. Ensure regulations (Title 15) meet and are adopted according to statutory standards in the Administrative Procedure Act.
4. Set a priority for intentional and timely regulation and DOM development, review, approval, and dissemination.

12010.3 Policy Directives

Only the directives listed below shall be used to document and announce official Department rules, policy, and procedures:

- California Code of Regulations (CCR) (Title 15). These are also called Department's Rules.
- DOM.
- Bulletins.
 - Administrative Bulletin (AB).
 - Restricted Administrative Bulletin (RAB).
 - Informational Bulletin (IB).
 - Restricted Informational Bulletin (RIB).
 - Instructional Memorandum (IM).
- Notices.
 - Notice of Change to Regulations (NCR).
 - Notice of Change to DOM (NCDOM).
 - Restricted Transmittal Letter (REST).
- Forms approved for use and on record in the official forms catalog maintained by the Department Forms Coordinator.

12010.3.1 Availability

All policy directives are public records which shall be made available to employees, volunteers, inmates, parolees, other governmental agencies, and the public, unless specifically exempt pursuant to Government Code (GC) 6254.

Employees, inmates, parolees, and the general public may purchase all or any portion of this manual in printed form and other Department directives, which are not exempt from disclosure. Availability may be limited.

With the exception of inmate law libraries, no office is required to maintain this manual or other directive for the sole purpose of making it available for inspection. Any current copy of the DOM and existing directives are adequate for public inspection.

For information on how to purchase the DOM, you may contact the Regulations and Policy Management Branch (RPMB). The price will be determined by the cost of the last printing. Availability is limited.

Sections in DOM 55000 are classified as "Restricted" and specifically exempt from disclosure to persons other than employees with a need-to-know. These Sections are not the only records of the Department that may be exempt from disclosure. "Restricted" sections shall not be made available to inmates, parolees, or the general public.

12010.4 Responsibility for Revision of Policy Directives

The Assistant Secretary, Chief Deputy Secretary, Director, Deputy Director, or other executive designated in each article of DOM, under the "Revisions" section, shall ensure the article is revised and updated as necessary. Each CCR (Title 15) section is the responsibility of the Assistant Secretary, Chief Deputy Secretary, Director, Deputy Director, or other executive whose functional area administers the specific rule.

Revision Requests

Assistant Secretaries, Chief Deputy Secretaries, Directors, Deputy Directors, or other executives may initiate changes to the regulation sections and/or DOM manual articles for which they are responsible by forwarding a request to the Chief, RPMB in the following format:

- Sections affected.
- Purpose, reasons, or justification for change.
- Specified text change in underline/strikethrough format.
- The estimated fiscal impact of the change, if any.
- All references concerning the change.
 - State or federal law change, court agreement, settlement, or decision, operational need, changes to regulations of other departments, etc.
 - Name and telephone number of the lead program person to contact concerning the proposed revision.
- Authorization of the Assistant Secretary, Chief Deputy Secretary, Director, Deputy Director, or other Department executive over the functional area.

12010.4.1 Revision Time Constraints

Upon receipt of a request, RPMB shall log the document in and assign a project number. If the responsible program has not already completed a review by Department stakeholders, a memorandum shall be completed and forwarded by RPMB to the appropriate stakeholder programs informing them that RPMB has reviewed the document and requests review and approval by the Department stakeholders. The time required to formulate

policy and review the draft policy directive shall be governed by the following constraints:

DOM

- Assistant Secretary, Chief Deputy Secretary, Director, Deputy Director, or other responsible executive submits the proposed DOM revision to the RPMB.
- The RPMB: Four weeks from receipt of requested revision to produce the draft policy directive. The RPMB will also complete a Regulatory Impact Determination and analysis.
- Director or executive submitting the policy change: Coordinates stakeholder vetting and review allowing one day to four weeks for stakeholder review, depending on project priority. The RPMB will coordinate stakeholder review for the responsible program upon request. The following three stakeholder review/vetting timeframes shall be used:

Level 1. Immediate – One to five days for review and decision by Department stakeholders.

Level 1 review shall be used only when the Department must meet external time constraints (e.g., Court deadline, Legislative Mandate, Governor's Executive Order) and only when authorized by Department executive management.

Level 2. Priority – Two calendar weeks for stakeholder review and decision.

Level 3. Standard – Three to four calendar weeks for stakeholder review and decision.

Stakeholders who do not return a decision by the requested reply date shall be provided one reminder with a request for an alternate completion date. If the attempt to obtain a stakeholder decision fails, the program initiating the stakeholder reviews may "assume concurrence" for the non-responding stakeholder, note this in the DOM project package, and forward the package for final executive management review and approval. If concurrence on the DOM revision cannot be reached among the stakeholders, the outstanding issues shall be raised in writing or in a decision meeting with the Undersecretary or equivalent executive over the program initiating the change.

- RPMB: Following each review and return of the vetting/coordination document to the RPMB, two weeks to modify, if necessary, or finalize the policy document.
- Chief, RPMB: One week for review. The Chief shall then forward the DOM package for final executive review and approval.
- Assistant Secretary, Chief Deputy Secretary, or Undersecretary with program responsibility: One week for review and decision /approval.

The same stakeholder review/vetting timeframes used for proposed DOM revisions shall also apply to stakeholders reviewing proposed revisions to Title 15 regulations and to revisions to the restricted DOM.

Regulations

The RPMB shall determine the time required, depending on the size of the task, and the requirements of the Administrative Procedure Act to prepare the initial draft of regulations and Initial Statement of Reasons. The submitting division shall be advised of the anticipated completion date.

12010.4.2 Preparation of Regulation Revisions

Rule revisions, with the necessary documents for filing with the State control agency over regulations, the Office of Administrative Law (OAL), shall be developed by RPMB utilizing the revision request and in cooperation with staff from the originating division or unit and returned to the originating Assistant Secretary, Director, or other executive for review and comment/modification or approval.

Upon approval of the draft rules by the originating Assistant Secretary, Director or other executive, RPMB shall route the document to other affected programs stakeholders for review and comment or approval.

The RPMB reviewer shall discuss any proposal for a substantial change to the draft with the originating program and shall note the result of such discussion.

The concurrence of each affected Assistant Secretary, Director, or other executive is required before a revision may be submitted for Secretary, Undersecretary, or other rulemaking delegate's approval and signature. If concurrence cannot be reached, the unresolved issues shall be raised in writing or in a decision meeting for final resolution by the Undersecretary or equivalent executive over the program that is initiating the revision.

At the request of any Assistant Secretary, Chief Deputy Secretary, Director, or Deputy Director, they shall be provided an opportunity to review the final version of the draft before it is forwarded for final approval and signature.

12010.4.3 Formats

Following are specifications and format instructions for the Department's policy and regulation directives:

Regulations

The format and specifications for the CCR (Title 15) are administered by the OAL, the State control agency for regulations and rulemaking.

Other Directives

The format and specifications for the Department's other directives are provided in the following forms:

- Administrative Bulletin, CDCR Form 1184.
- Informational Bulletin, CDCR Form 1185.
- Instructional Memorandum, CDCR Form 1187.
- Notice of Change to Regulations, CDCR Form 1189.
- Notice of Change to Department Operations Manual, CDCR Form 1189-A.

12010.5 CCR – Department Rules (Title 15)

The CCR are the Department's regulations (Secretary's Rules) that are codified in Division 3, Title 15, of the CCR for Adult Operations, Programs, and Parole and are overseen by OAL. Properly adopted regulations have the force of law. CDCR may not lawfully enforce a rule, order, or standard of general application that is a regulation unless it has been adopted as a regulation and filed with the Secretary of State.

A departmental rule, order, or standard of general application may be considered a regulation if it:

- Implements, interprets, or makes specific the provisions of statute, case law, or regulations of controlling agencies.
- Is a mandate and applies equally to all inmates, parolees, and the public in similar situations.
- Imposes a standard for required inmate, parolee, or staff behavior with consequences for noncompliance.
- Imposes requirements which shall be met to qualify for any general entitlement or privilege available to inmates, parolees, or the public.
- Imposes criteria which govern staff decisions affecting inmate custody, discipline, classification, programming, release date, visiting, transfer, etc. or affect the terms or conditions of parole.
- Mandates fair and prompt staff response (due process) or entitlement (rights).

State law prohibits Departments from issuing and enforcing rules of general application without first adopting them into regulations: "No State agency shall utilize, enforce, or attempt to enforce any guideline, criterion, bulletin, manual, instruction, order, standard of general application, or other rule which is a regulation as defined in Government Code Section 11342.600 unless it has been adopted as a regulation and filed with the Secretary of State" (Government Code 11340.5).

12010.5.1 Issuance of CCR

The CCR shall be issued to the below-specified persons at the designated places:

- New Correctional Officers and Parole Agents by the Academy.
- Other new employees by their assigned institution or office where hired and prior to assuming regular duties.
- Volunteers and contractors by the person's institution or headquarters office.
- Inmates within 14 days of reception by the Department. The inmate shall sign a Document Receipt, CDC Form 128-O. The completed form shall be placed in the inmate's central file (C-File).
- Parolees, including those confined in county facilities pending Board action, court action, or return to prison, may request a copy from their assigned DAPO parole office.
- Any State agencies and Legislators, by the RPMB upon request.

Regulation Revisions

Institutions and all other facilities which house State adult inmates under the jurisdiction of the Department shall make available published rule revisions to inmates as soon as practical, but not later than ten working days, following receipt of the revisions.

DAPO parole offices shall make a copy available for parolees to examine. If a parolee requests a copy, they may purchase an up-to-date copy of the CCR from RPMB by the procedures outlined in DOM Subsection 12010.5.4, below.

12010.5.2 Rules Coordinator

Rules coordinators shall coordinate the ordering, receipt, storage, and distribution of the CCR in the institutions, parole regions, or departmental offices. The institution rules coordinators shall ensure sufficient copies of revisions are received for issuance to all institutional staff and all inmates. The DAPO Headquarters and parole region rules coordinators shall ensure sufficient copies of revisions are received for issuance to all parole staff and available for parolees to review.

For each institution, a custodial officer at the level of Correctional Counselor II / Lieutenant or above shall be designated as the rules coordinator.

For each parole region, the regional training coordinator shall be designated as the rules coordinator.

For Central Office and all other departmental offices, the Chief, RPMB, shall be the designated rules coordinator.

For DAPO Headquarters, the Parole Agent III in charge of the Policy and Procedures Unit, shall be the designated rules coordinator and will work with the Chief, RPMB, on those matters pertaining to DAPO.

The position designated as the rules coordinator shall be submitted to the RPMB whenever there is a change in designation.

Prior to the bulk shipment of an updated CCR and/or revisions, the RPMB shall advise each rules coordinator of the estimated shipping date. Each rules coordinator shall:

- Arrange for distribution within five working days after receipt.
- Arrange for storage of copies needed for future issue.

Inquiries regarding shipment, quantity, or distribution of the CCR shall be made by the rules coordinator to the Chief, RPMB.

12010.5.3 Ordering CCR

The RPMB shall submit to the rules coordinator a formal reminder that it is time to submit their annual order for CCRs. The rules coordinator shall estimate the number of CCRs required for issue for an annual supply. The memorandum or notice transmitted by the RPMB shall be returned to the RPMB by the rules coordinator, which shall constitute the order for that facility.

- Several months are required to plan the printing and receipt of the rule books. An emergency order may be requested; however, in general, rule books shall be ordered annually.

12010.5.4 Replacement CCR/Copies for General Public

Inmates and parolees who have lost, misplaced, or not maintained their issued copy of the CCR and the general public who desire a copy of the CCR may purchase an up-to-date copy of the CCR by submitting a check or money order made payable to "State of California" with their request for CCR, Division 3, Title 15, to the RPMB. (Price is determined by cost per copy of latest available edition, and availability is limited.)

12010.5.5 Rules in Spanish

A Spanish language version of the CCR shall be made available for review by those Spanish-speaking inmates who cannot read English. Inmates shall not be issued personal copies of the CCR in Spanish.

A minimum of one copy of the CCR in Spanish shall be maintained at:

- Reception centers.
- Institutions.
- Community based correctional centers.
- Reentry facilities.
- Regional parole headquarters.
- Inmate law libraries.

When the Department has formally adopted a change to the CCR, the RPMB shall arrange for the translation to be incorporated into the next Spanish CCR edition.

12010.5.6 Proposed Changes to CCR

A change to the CCR may be proposed through the chain-of-command to the affected Assistant Secretary or Director by any employee.

The change requires approval of the Assistant Secretary or Director for the division or unit responsible for administering the rule revision material. The Secretary's, Undersecretary's, or Chief Deputy Secretary's approval and signature is required on all NCRs.

An inmate, parolee, or member of the general public may submit a petition for change to the Assistant Secretary or Director administratively responsible for the area of desired change in accordance with Government Code 11340.6. No special format is required for submitting a proposed revision; however, the proposed revision shall meet Administrative Procedure Act (APA) standards, which are:

- “Necessity”; there is a substantial need for the regulation as proposed.
- “Authority”; there is an existing statutory provision which permits or obligates the Department to adopt, amend, or repeal the regulation as proposed.
- “Clarity”; the regulation as proposed will be easily understood by those affected.
- “Consistency”; the regulation as proposed does not conflict with or contradict any existing statutes, court decisions, or other provision of law.
- “Reference”; there is a statute, court decision, or other provision of law which the Department will be implementing, interpreting, or making specific by adopting, amending, or repealing the regulation as proposed.
- “Nonduplication”; the regulation as proposed does not simply repeat or serve the same purpose as an existing law or regulation.

12010.5.7 Notice of Change to Regulations

At least 45 days prior to a public hearing on proposed regulation changes, a Notice shall be published in the California Regulatory Notice Register and shall be mailed to interested persons on the RPMB mailing list. The Notice shall also be posted on the Intranet and the Department’s Internet.

Any interested person is invited to submit written or electronic mail comments regarding proposed rule revisions to the RPMB.

At the same time the Notice of the Department’s proposed regulatory change is submitted to the OAL, the Notice of Change to Regulations (NCR) shall be prepared and e-mailed to the rules coordinator at each institution and parole region who shall:

- Post/issue Notice of Change to Regulations. Such notices shall be posted in the institutions, parole offices, and facilities where inmates/parolees can view them.
- Institution rules coordinators shall complete a Certification of Posting, CDCR Form 621-A, and ensure it is forwarded to the RPMB within 10 calendar days of receipt.

GC 11346.4 requires that at least 45 days prior to the hearing and close of the public comment period on the adoption, amendment, or repeal of a regulation, notice of the action shall be mailed to interested persons.

12010.5.8 Posting Requirements

The NCR shall be posted by the rules coordinator or designee and made available for inspection by all inmates and staff within five calendar days after receipt of the Notice. Penal Code 5058(a) establishes a duty for the Department to post copies of regulation changes in conspicuous places.

Notices shall be:

- Posted on staff and inmate bulletin boards.
- Posted in inmate housing units, corridors, and other areas easily accessible to inmates.
- Provided to inmate advisory committees/councils.
- Provided to inmate law libraries.
- Provided to inmate prison hospitals.
- Provided to inmate lock-up units.

All inmates and employees shall be provided the opportunity or means to be informed of and review the notice.

NCRs may be removed once the public comment period on the notice ends. A copy of the NCR shall be retained in the institution’s records by the Rules Coordinator.

12010.5.9 Public Hearing/ Written Comments

A public hearing may be scheduled at which time all interested persons may present comments regarding the proposed revision.

Any interested person may also submit written or electronic mail comments to the Chief, RPMB, regarding a proposed revision. Written comments must be received by the Department no later than the published close of the public comment period.

Oral presentations at the public hearing shall be recorded. The recordings and all written comments are retained by the RPMB as a public record in the

rulemaking file for at least one year from the date the regulation is filed with the Secretary of State.

12010.5.10 Actions after Hearing-Rulemaking File

The rulemaking file is a cumulation of all the documents and material required pursuant to the APA, which include recorded or transcribed verbal and all written comments received by the Department during the public comment period, departmental comments on the accommodation or non-acceptance of the received comments, an updated informative digest, and the proposed final text of the regulation.

In response to the public comments received, the Department may:

- Redraft the proposed regulation and schedule another hearing;
- Modify language with sufficiently related changes to the originally proposed regulation text and provide a 15-day comment period; or
- File with the OAL the originally proposed regulation text without change.

Substantial modifications to the originally proposed regulation text shall not occur unless the change is sufficiently related to the regulation subject matter that was originally filed with the OAL and as appeared in the public notice.

A copy of the rulemaking file shall be sent to the OAL. Upon receipt of the file, OAL has 30 working days to examine the rulemaking file for compliance with the provisions of the APA and to compare the cited authority and references. If the rulemaking file complies with the APA, OAL certifies that the regulations were properly adopted and files the regulation as proposed with the Secretary of State. Upon receipt of a stamped copy of the regulation filed with the Secretary of State, the RPMB shall post the final rulemaking file on the Internet and the Department’s Intranet informing all concerned of the adoption of the regulation.

The effective date of any regulation is 30 days after it is filed with the Secretary of State unless a different date is specified. The effective date of the regulation shall be noted in the Notice.

12010.6 Department Operations Manual

Department Operations Manual (DOM) contains policy and procedures for uniform operation of the Department and is issued statewide to inform staff of the approved procedures for program operations. The RPMB shall issue the DOM to all Central Office executives, to other Central Office employees whose jobs require them, to other agencies, such as the Attorney General’s staff who represent the Department in litigation, and to members of the public who wish to purchase the manual.

Restricted sections of the DOM shall not be available for public review or purchase.

12010.6.1 DOM Revisions

Each article of DOM has a “Revisions” subsection which identifies the Assistant Secretary, Director, or other executive responsible for ensuring the accuracy and currency of the content in that article. That Assistant Secretary, Director, or executive shall:

- Identify the need for and initiate a revision to DOM when necessary.
- Ensure other affected divisions are provided with an opportunity to review and comment on the proposed revision at the policy coordinator level. Upon request, the RPMB will assist with coordinating or “vetting” the proposed DOM revision.
- Incorporate the feedback from affected divisions and forward the completed proposed revision to the Chief, RPMB.

In completing this process, the RPMB will:

- Format, review, and analyze the proposed revision.
- Perform a Regulatory Impact Determination as needed to identify existing regulations that may need to be revised, or new regulation material contained in the proposed DOM policy that must be adopted before the DOM is implemented and enforced.
- Ensure necessary Assistant Secretary or Director level reviews are completed.
- Submit the proposed revision to the appropriate Assistant Secretary or Chief Deputy Secretary for final approval.
- Distribute the revision to the field and headquarters staff and post the information on the Department Intranet and Internet.

12010.6.2 DOM Subchapter 55000, Restricted DOM: “Issuance and Responsibilities of Holders”

The Restricted DOM, Subchapter 55000, shall be issued only to specific Department positions that require the knowledge and use of the restricted content in order to perform their position’s duties and responsibilities (e.g., Watch Commander, Facility Captain, Associate Warden, Assistant Secretary,

Director, etc.). Post Orders or job descriptions for those positions should reference the Restricted DOM for accountability purposes. The Restricted DOM shall not be issued to individual persons. Staff in positions that have been issued a Restricted DOM are responsible for its updating when revisions are distributed, for its security and its proper use. The Restricted DOM shall be secured in a locked cabinet and/or office when not being used. Contents of the Restricted DOM shall not be discussed in the presence of those who do not have a need-to-know and under no circumstances shall copies of any portion of Subchapter 55000 be made, emailed, or sent by FAX. The Restricted DOM shall be viewed by CDCR employees on a need-to-know basis.

- Institutional/Parole region Supplements to the Restricted DOM are not to be left unattended or in an office/work area that is not secured. They shall be maintained within the manual after the respective section being addressed.
- Transmittal Letters must be kept in numerical order and under the tab identified for transmittal letters.
- RABs must be kept in the front of the manual and in numerical order.
- The Revision Record to the Restricted DOM needs to be completed for every new addition or revision to policy that is incorporated into the Restricted DOM.
- The Restricted DOM shall be audited on an annual basis by the institutional or unit's DOM Coordinator to ensure they are updated and current.

The Restricted DOM shall remain with the position unless, or until, the manual is reissued to another position by the Hiring Authority. Prior to vacating a position for which the Restricted DOM has been issued, the staff member shall return the Restricted DOM to the DOM Coordinator or the Administrative Assistant to the warden or parole administrator.

The Restricted DOM master shall be maintained by the Department's Restricted DOM Coordinator assigned to the RPMB who oversees the secure development, approval, distribution, and records of new and revised policy in Subchapter 55000. Any new policy and revision to current policy of the Restricted DOM shall be coordinated through the Restricted DOM Coordinator of the RPMB. Institutional/Parole region staff in need of current information/documents for their respective Restricted DOM(s) shall contact the restricted DOM coordinator to obtain those documents. The Restricted DOM Coordinator shall maintain a list of allocated Restricted DOMs for each Department institution, division, or office authorized to hold the Restricted DOM and update or revise that list as needed.

The Restricted DOM is a confidential document that is subject to the privilege for official information as described in Evidence Code (EC) 1040. The Restricted DOM and its content are accordingly exempt from public disclosure.

Requests for a complete Restricted DOM shall be addressed to the Chief of the RPMB. The request shall include a justification for the need for the position to have a Restricted DOM and a statement that all Restricted DOM currently issued to the institution, division, or office are updated, secure, and properly allocated.

Access to Subchapter 55000 by the California Correctional Peace Officers Association

An agreement between the CDCR and the California Correctional Peace Officers Association (CCPOA) allows CCPOA to have access to the DOM, Subchapter 55000, Restricted Procedures.

In order to resolve matters that may arise, the CDCR and the CCPOA agree that:

1. CDCR shall retain sole possession of that document known as the DOM Subchapter 55000.
2. CCPOA shall have access to DOM Subchapter 55000 (except Section 55030, Job Action Contingency Plan) in the following manner:
 - a) CDCR shall provide access to CCPOA representatives at both the institutional level and the headquarters level. Access shall be provided only on an appointment basis with a minimum of one hour's notice. It is understood that normally such appointment at the institutional level will occur within 24 hours of the request.
 - b) The access described above shall be available to the following CCPOA representatives:
 - 1) Local Chapter Presidents
 - 2) Local Chapter Vice-Presidents
 - 3) Chief Job Stewards
 - 4) CCPOA Field Representatives

- 5) CCPOA Legal Staff
- 6) CCPOA Chief Administrative Officer
- 7) CCPOA Statewide President
- 8) CCPOA Statewide Vice-Presidents
- 9) A member of any CCPOA bargaining team

In addition to the above, any Bargaining Unit (BU) 6 member or his/her designated representative, upon request, may have access to DOM Subchapter 55000 (except Section 55030) when the BU 6 member is being investigated as to matters covered by Subchapter 55000 or has been disciplined with regard to matters covered by Subchapter 55000.

3. In no event shall more than three of these persons have access at one location at the same time.
4. Under no circumstances shall access include the right to photocopy any portion of DOM Subchapter 55000.
5. CDCR Chief of the Office of Labor Relations shall notify the Chief Administrative Officer of CCPOA in writing of any changes to DOM Subchapter 55000.

CDCR is committed to upholding its agreement of providing CCPOA with access to DOM Subchapter 55000. To carry out this commitment, the Chief of RPMB shall coordinate CCPOA inspection of DOM Subchapter 55000 at CDCR headquarters. The Employee Relations Officer (ERO) is the representative at the institutional level to coordinate the requests for access to DOM Subchapter 55000. Any requests to individuals other than the ERO will not be honored and the requestor will be referred to the ERO. The ERO will not maintain a copy of DOM Subchapter 55000 for the sole purpose of having it readily available for CCPOA to review. Instead the ERO shall coordinate the review of a copy of DOM Subchapter 55000 from a copy allocated to the institution. The ERO shall ensure, however, that prior to CCPOA reviewing DOM Subchapter 55000, that Section 55030 has been removed from the copy CCPOA will be reviewing.

The following procedures provide for statewide access by CCPOA to DOM Subchapter 55000 (except Section 55030):

The Chief of RPMB shall:

1. Maintain and control DOM Subchapter 55000.
2. Provide or coordinate the supervision of DOM Subchapter 55000 during any inspection by eligible CCPOA representatives or BU 6 members at the headquarters.

The Warden/Regional Parole Administrator shall:

1. Ensure that all requests from CCPOA representatives or BU 6 members for inspection of DOM Subchapter 55000 are processed through the ERO.

The ERO shall:

1. Arrange for the review of DOM Subchapter 55000.
2. Provide or coordinate the supervision of DOM Subchapter 55000 during any inspection by eligible CCPOA representatives or BU 6 members.
3. Document each time that DOM Subchapter 55000 is reviewed by eligible CCPOA representative or BU 6 member as outlined above. The following information shall be recorded in the log book:
 - a) Full name of person reviewing DOM Subchapter 55000.
 - b) The position of the person reviewing DOM Subchapter 55000 (CCPOA affiliation) or rank of the BU 6 member.
 - c) Date DOM Subchapter 55000 was reviewed.
 - d) Time DOM Subchapter 55000 was reviewed.
 - e) Signature of CCPOA representative/BU 6 member(s) reviewing DOM.
 - f) The DOM section(s) reviewed.

12010.6.3 DOM Supplement Process Policy

There may be a need at the facility/parole region level to clarify or supplement information in a section of the DOM. This need may arise from insufficient detailed information upon which to provide for day-to-day operation at the individual facility or parole office. When such need occurs, as determined by the Warden or Regional Parole Administrator, a DOM supplement shall be developed detailing the manual policy.

DOM supplements shall:

- Be brief and generally no more than two to four pages for any DOM article.
- Be attached to the applicable DOM article.

- Not create new policy.
- Clarify and not restrict, expand, or conflict with the DOM provisions.

12010.6.3.1 Purpose

The purpose of this Section is to provide a process by which facilities and parole regions shall clarify the DOM for local operational purposes.

12010.6.3.2 Supplements to the DOM

An operational supplement shall contain only specific information required for local day-to-day operation. It shall contain procedures required to accomplish the mandate of the DOM article. The DOM supplement could include such things as who escorts certain groups of inmates within or from a specific housing assignment or in which institution offices computers shall be located. Only when there is demonstrated need to add to the DOM article to provide for a specific local operational need as determined by the Warden of an institution or Regional Parole Administrator shall a DOM supplement be used. DOM supplements shall be reviewed for policy compliance during the audit process. Supplements shall be in the same format as the DOM.

12010.6.3.3 Substantive Exemption to a Section of the DOM

It is the intent of the Department not to have substantive changes to requirements of the DOM in DOM supplements. However, on rare occasions there may be other mandates which require an exemption to some DOM provisions. Such mandated exemptions shall include court orders which affect only a particular facility's operation or a statutory requirement not required to be implemented statewide. Authorized pilot programs under Penal Code 5058.1 announced through an Instructional Memorandum or Administrative Bulletin may justify specific exemptions to regulations and/or DOM provisions.

When such an exemption is required for other than an authorized pilot program, a justification shall be submitted to the appropriate Assistant Secretary or Director for approval of the exemption. The justification for the exemption shall include a description of the mandate requiring the exemption and an evaluation of the consequences if it is not approved.

12010.6.3.4 DOM Supplements are Distinct from Local Operational Procedures (OP)

Whereas DOM supplements provide detail for implementing statewide DOM policy locally, for example, inmate visiting days and hours, OPs address localized policy only, for example, local emergency response during local flooding, or local noise and light mitigation.

12010.6.4 DOM Coordinator

Each Warden/RPA shall designate a DOM coordinator and shall develop a master distribution list for the institution/parole region naming the positions that shall receive the manual. The name of each DOM coordinator shall be submitted to the RPMB.

DOM coordinators shall receive all copies of the manual and revisions for their institution/parole region and shall issue the manual and its revisions to the positions named on their local master distribution list.

An employee vacating a position who has been issued a manual shall return the manual to the DOM coordinator before vacating the position. This is especially important for the Restricted DOM. If a position is deleted from the master distribution list, or a manual is of little or no use to a position currently on the master distribution list, the DOM coordinator shall recover the manual from that position.

The manual, except for sections labeled "restricted," shall be available in inmate law libraries and be available for public review at each institution/regional parole office.

The DOM coordinator shall audit all manuals, including the Restricted DOM, in the institution/parole region annually to ensure the manuals are available and properly maintained.

12010.7 Bulletins

Specific bulletins shall be used to announce policy for the Department. Each bulletin shall:

- Be reviewed by appropriate Assistant Secretary or Directors prior to submission for approval.
- Be signed by the Secretary, Undersecretary, or Chief Deputy Secretaries.
- Be processed through the RPMB for assignment of a number, forwarding for review by Department stakeholders and executive staff, and processing for printing and distribution.
- Contain an expiration date.

12010.7.1 Administrative Bulletins and Restricted Administrative Bulletins

An Administrative Bulletin (AB) may be used to announce immediate or temporary revisions to departmental policy or new program initiatives, which will be subsequently included in the DOM. Each AB will have a cancellation date not more than one year from the effective date of the AB by which time the policy in the AB shall be adopted into DOM or rescinded. A Restricted Administrative Bulletin (RAB) may be used when the change in policy or procedure will be incorporated into the Restricted DOM.

The Assistant Secretary or Director who administers the area in which a policy change is occurring is responsible for preparing the AB/RAB as follows:

- Determine that an AB/RAB is needed and initiate its preparation within their program.
- Contact RPMB and inform them of the proposed change.
- Ensure other affected divisions are provided an opportunity to review and comment on the draft AB/RAB at the policy coordinator level. RPMB may, upon request, assist with the coordination/vetting process.
- Accommodate comments from affected divisions.

In completing this process, the RPMB will:

- Format, review, and analyze the AB/RAB.
- Ensure necessary Assistant Secretary or Director level reviews are completed.
- Submit the AB/RAB to the appropriate Assistant Secretary or Chief Deputy Secretary for final approval.
- Policy modifications resulting from changes in statute or from court decisions shall be cleared through the Office of Legal Affairs and Fiscal Services prior to submittal for the Secretary's or Undersecretary/Chief Deputy Secretary's approval.
- Policy modifications which potentially affect more than one division shall be routed to the head of each affected division or office for review, comment, and approval.

12010.7.2 Informational Bulletin

The Informational Bulletin (IB) is prepared to transmit non-policy announcements of staff appointments, references, significant form revisions, and directory changes (e.g. addresses, telephone numbers), and events or activities about which departmental staff should be informed.

The process for completing IBs is as follows:

- The Assistant Secretary or Director who identifies the need for an IB initiates the IB.
- The IB is forwarded to the Chief, RPMB.
- The RPMB staff reviews, proofs, and formats the IB and submits it to the Chief, RPMB, for approval and signature.

The bulletin shall be maintained on the RPMB website for up to 2 years from date of publication.

12010.7.3 Instructional Memo

The Instructional Memo (IM) is used to:

- Disseminate immediate and temporary policy or procedure modifications to the field via the Assistant Secretary or Director. The IM shall contain an expiration date no longer than 60 days.
- Implement a 24-month regulatory Pilot Program under the authority and conditions in Penal Code Section 5058.1 to individual institutions via the RPMB as directed by the appropriate Assistant Secretary, Director, or Department executive.

12010.8 Pilot Programs

The Secretary of the California Department of Corrections and Rehabilitation may authorize pilot programs for up to two years using the authority granted in Penal Code (PC) 5058.1. Pilot programs are implemented using an Instructional Memorandum or other policy directives as defined in DOM Chapter 1, Article 6, Regulation and Policy Directives. RPMB coordinates with the initiating program on the development and Department approval of pilot programs and submits the pilot program documents to the Office of Administrative Law for certification.

Under PC 5058.1, pilot programs may affect no more than 10 percent of the inmate or parolee population (e.g., female inmates, male inmates, total inmate population). The Secretary or rulemaking designee must certify that the pilot program's policies meet the criteria for adoption as a pilot under the Penal Code, provide an estimate of the fiscal impact, and describe the methods by which the pilot program will be evaluated.

Pilot programs have a duration of up to two years and are then automatically repealed by operation of law. In order for the program to continue beyond two years, regulations to codify the programs into the Title 15 must be adopted by the end of the pilot period.

12010.9 Forms

The forms coordinator located in the RPMB will be responsible for implementing and managing all functions related to departmental forms control for Adult Operations, Adult Programs, and program support. The forms coordinator will be responsible for the following:

- Overseeing the development and revision of forms to ensure compliance with applicable laws and regulations.
- Assigning form numbers on receipt of the request on CDCR Form 1152-A.
- Performing a determination of the impact of a form revision on regulations and the DOM.
- Developing and maintaining the departmental Forms Catalog.
- Providing assistance and information to departmental staff on revising and obtaining departmental forms.
- Acting as departmental forms liaison with other State departments.
- Gathering the necessary information from departmental staff for the completion of form management reports.

12010.10 BPH/NAEA Regulations

At each institution, the Classification and Parole Representative (C&PR) shall be the BPH/NAEA rules coordinator. The C&PR shall ensure that the inmate population has knowledge of BPH/NAEA Rules and amendments.

Within parole regions, the regional training officer shall be the BPH/NAEA rules coordinator.

The C&PR and the regional training officer shall arrange for the posting and distribution of Notices of Intent to Revise the BPH/NAEA Rules.

The BPH Rules and the revisions thereto shall:

- Be issued only to specific positions.
- Be sent to inmate law libraries.
- Be maintained in each:
 - Parole office.
 - Community correctional center.
 - Regional parole headquarters.

The BPH/NAEA rules coordinators shall:

- Ensure there are sufficient copies of BPH/NAEA Rules.
- Arrange for storage of copies for future issue.

All inquiries relating to the BPH or NAEA Rules shall be made through the rules coordinator to the legal counsel of BPH or the Executive Officer, NAEA, as appropriate.

12010.11 Regulation and Policy Records

Each division shall maintain their own policy files. A retention schedule shall be established. Those documents that contain historical data shall be retained for the appropriate time frame and transferred to the State Archives.

The RPMB shall maintain rulemaking and policy files relative to printed policy adoptions; i.e., regulations, manual revisions, and bulletins.

- A copy of any document(s) transmitted to clarify, implement, or enforce existing policy shall be sent to the RPMB to ensure that existing written policy remains current.
- A copy of any formal report (research, evaluation, study, etc.) shall be transmitted to the RPMB for retention as reference material.

12010.12 Revisions

The Director, Division of Support Services, shall ensure that the content of this Article is accurate and current.

12010.13 References

PC §§, 2080, 2086, 2930, 5050, 5054, 5055, 5058, 5058.1, 5058.3, and 5204(c).

GC §§ 6254, 6255, 11340 - 11350.3 and 14770-14775.

EC § 1040.

CCR (1). §§ 1-280 and (15) § 3002 and 3423.

12020.1 Policy

Departmental and non-departmental meetings, conferences, and conventions, when sponsored by the Department or other professional organizations, are positive methods to enhance general professional development and further CDC goals.

- Staff are encouraged to participate in authorized departmental and nondepartmental meetings, conferences, and conventions.

12020.2 Purpose

This section designates those responsible for selecting attendees, submitting of required forms, and approving authority for requests to attend meetings, conferences, and conventions.

12020.3 Authorized Meetings, Conferences, and Conventions

All meetings, conferences, and conventions of ten or more people that involve travel, per diem, or other expenditures shall require approval of the appropriate Chief Deputy Director. By June 30 of each year, all Deputy Directors and Assistant Directors shall submit to the Chief, VSRP, a schedule of meetings, conferences, and conventions to be conducted during the following fiscal year. VSRP shall coordinate the final review and approvals by the Chief Deputy Directors.

- The CDC Form 1328, Meeting/Conference Schedule, shall be used for submitting this information.
- These activities shall be considered business meetings or business conferences and expenses incurred shall not be charged to training budgets, but to other appropriate budget allotments (e.g., travel).

The Chief, SPB, shall submit the meeting, conference, and convention schedules to the appropriate Chief Deputy Director for departmental approval. A copy of the approved schedule shall be returned to the submitting Deputy Director or Assistant Director. SPB shall include the meeting, conference, or convention on the departmental master calendar.

No further approvals for departmental meetings, conferences, and conventions are required during the year provided no substantive changes occur in the previously approved schedule and the event is being held at a State facility.

Meetings, conferences, and conventions held at other than State facilities require YACA approval. (See DOM 12020.6.)

Any request requiring YACA approval shall first be approved by the appropriate Chief Deputy Director.

The SPB shall review and coordinate the approvals for submission to the Chief Deputy Directors and YACA.

12020.4 Schedule Changes Requiring Departmental Approval

Changes to approved schedules requiring departmental approval include:

- Any increase in the number of events.
- A location change requiring YACA approval.
- Additional costs exceeding the original estimate by 10 percent or more.

45 Days Prior

Details of the requested amendment shall be submitted to the Chief, SPB, 45 days prior to the meeting, conference, or convention to allow sufficient time for the necessary approvals.

12020.5 Agendas for Conferences, Conventions, and Meetings

With the aim of achieving program goals and objectives, an agenda shall be prepared for each meeting, conference, or convention. Specific benefits to CDC such as increased productivity, problem solving, or other staff improvements should be especially noted.

The agenda shall include the title of the event, the dates, meeting location, and an outline of the major items to be discussed.

30 Days Prior

The Deputy Director or Assistant Director shall submit the agenda to the appropriate Chief Deputy Director at least 30 days prior to the meeting, conference, or convention.

12020.6 Use of Off-Site Facilities

In compliance with criteria established by the Governor's Office, written approval from the Secretary of YACA, or designee, shall be obtained prior to scheduling any state-sponsored meeting, conference, convention, or training session which includes the rental of an off-site facility.

Request to Rent

Requests to rent an off-site facility shall include a comparison of costs from various private facilities and explain why it is not feasible to use a State facility.

ARTICLE 7 — CONFERENCES AND CONVENTIONS

Revised July 17, 1996

60 Days Prior

The appropriate Deputy Director or Assistant Director shall submit to the Chief, SPB, a YACA Form 83-9-1, Request to Schedule Conference or Meeting, at least 60 days prior to the scheduled event. The SPB staff shall review the submitted paperwork to confirm that all necessary information is included. The appropriate Chief Deputy Director shall approve or deny the request and SPB shall return the request to the appropriate Deputy Director or Assistant Director.

12020.7 Non-departmental Meetings, Conferences, and Conventions

This section pertains to non-departmental meetings, conferences, and conventions sponsored by professional organizations including "bona fide associations" as defined by the DPA.

- Meetings, conferences, and conventions sponsored by professional organizations are to provide opportunities for general professional development.
- Meetings, conferences, and conventions sponsored by "employee organizations" are excluded from these guidelines per GC 3525.

Request and Approval

To achieve consistency and provide guidelines for attendance at the meetings, conferences, and conventions of professional organizations in California, each Deputy Director or Assistant Director is responsible for screening and submitting all non-departmental conference requests to the appropriate Chief Deputy Director for final review and approval.

- Programs involving partisan political speeches or activities or employee organization functions are not eligible for consideration.

Maximum of Ten

Normally CDC shall not send more than ten people to individual non-departmental meetings, conferences, and conventions. Attendance by more than ten people shall require separate approval by the appropriate Chief Deputy Director.

Upon Approval

Upon approval, a copy of the approval shall be sent by the requesting Deputy Director, Assistant Director, or designee to the Accounting Services Section in headquarters.

Note: This procedure applies only to headquarters and P&CSD staff.

- Additional employees participating in a nondepartmental meeting, conference, or convention program as speakers or panel members may be granted time and expenses as required, determined by the duration of their participation. Such expenses shall be paid from local travel budgets.

Attendance Without Reimbursement

If the request is to attend a non-departmental meeting without the sponsorship of CDC, the following guidelines apply:

- The attending employee shall pay all expenses including travel, per diem, and registration costs.
- The attending employee shall use vacation or other accrued time off, such as compensatory time off, holiday, etc.
- The employee's attendance at the meeting, conference, or convention shall not result in any cost to the State or create a burden on CDC operations.

Training Credit

An employee who attends formal training workshops at a conference or convention may request training credit. This credit can be applied toward the 40-hour annual training requirement that each employee is expected to complete.

How to Apply

In order to receive this credit after attending such an event, the employee must send the IST Manager or Regional Training Coordinator verification of attendance and a copy of the conference agenda detailing the workshops to be considered for credit.

Type of Credit

Only career-related out-service training credit may be granted.

Amount of Credit

Credit will be granted on an hour-for-hour basis, not to exceed a maximum of eight hours per year, per employee.

Reimbursement Not Allowed

The granting of training credit does not entitle an employee any reimbursement of expenses for attending a conference or convention. If an

employee has been approved to attend on State time at State expense, no training funds may be used to cover the approved costs.

Restriction on Granting Credit

Training credits may not be granted for meetings, conferences, or conventions of "employee organizations" as stipulated in GC 3525.

Need Prior Written Approval (100 Miles)

Prior written approval shall be obtained from YACA when 10 or more employees are required to travel more than 100 miles from their headquarters in order to participate in a meeting, conference, or convention not sponsored by the State.

- This policy applies whether or not such a meeting, conference, or convention is paid in total or in part by State or federal funds.

60 Days Prior

A YACA Form 83-9-1 shall be prepared for the signature of the appropriate Chief Deputy Director and submitted to YACA 60 days prior to the date of the event by the requesting Deputy Director or Assistant Director.

12020.8 Meetings, Conferences, and Conventions Outside the State

To attend an out-of-state meeting, conference, or convention not already in the approved out-of-state travel blanket, all requests for attendance shall be submitted through the appropriate Deputy Director or Assistant Director at least 90 days prior to the date of the event. The request (by memorandum) shall include:

- The name of the meeting, conference, or convention.
- Location.
- Date(s).
- Costs.
- A copy of the agenda.
- A justification describing the benefit to the State and the consequences of not attending.
- An assurance that participation shall not interfere with service to the public or operation of CDC's programs.

The memorandum shall have an approved/disapproved signature block for the Deputy Director or Assistant Director.

Final Approval

Upon initial approval, the request shall be forwarded to Accounting Services Section for verification of funds. Accounting Services Section shall obtain final approval from the appropriate Chief Deputy Director and notify the appropriate staff. Any additional required approval shall be obtained by Accounting Services Section.

12020.9 Recruitment Activity at Conferences and Conventions

The CDC facility located in the geographic area of the conference or convention shall coordinate the placement of a CDC recruitment booth at that conference or convention. Other CDC facilities or divisions interested in participating in staffing the recruitment booth may do so by contacting the responsible recruitment coordinator.

Limit of Booths

Normally, there shall be no more than one CDC booth per conference or convention. But if the departmental recruitment manager concurs that a large number of applicants are anticipated for classifications being recruited, another booth and additional staff may be requested.

- The booths shall be placed side by side.
- No more than four recruiters shall be used to staff a booth.
- The recruiters shall not be conference and convention attendees or participants.
- The recruiters' function shall expressly be to staff the booth and respond to employment inquiries.
- The recruiters shall not need to be included in the conference and convention approval process.

Use of Booths

Recruitment booths shall only be used at those conferences or conventions in which it is reasonable to expect applicants. The appropriate staff shall also be used (i.e., sworn staff used in recruiting peace officers and medical staff used in recruiting medical professionals). The decision to send a recruitment booth team to the annual conferences and conventions of the following groups shall be made by the departmental recruitment manager:

- Asian State Employees Association.
- Association of Black Correctional Workers.

- Black Advocates in State Service.
- CAFE de California.
- Chicano Correctional Workers Association.
- Filipino American State Employees Association.
- Latino Peace Officers Association.
- Mexican American Correctional Association.
- Mexican American Political Association.
- United Black Correctional Workers.

Note: At these conferences and conventions, an advertisement in the conference or convention program shall be the extent of our recruitment participation unless it is determined to be in CDC's best interest to also use a booth. Should it be determined that a booth is needed, the responsible facility shall be advised and shall coordinate its placement and staffing.

12020.10 Revisions

The Assistant Director, OOC, or designee is responsible for ensuring that the contents of this section are kept current and accurate.

12020.11 References

SAM §§ 0731, 0732, and 0733.
GC § 3525.
DPA Rule 599.866.

ARTICLE 8 — CORRESPONDENCE

Revised July 19, 1995

12030.1 Policy

Employees shall prepare written correspondence in accordance with the provisions of the Secretarial Handbook.

12030.2 Purpose

This section establishes guidelines for preparing the following types of correspondence:

- Administrative reports.
- Correspondence on behalf of the BPT or NAEA. Correspondence from the Department to BPT or NAEA.
- Inmate correspondence.

12030.3 Preparing Correspondence

Employees shall properly prepare correspondence and shall follow these general requirements:

- All incoming correspondence shall be answered promptly. Employees who cannot promptly answer correspondence shall acknowledge that they have received it and offer an estimated date for a complete reply.
- All prepared correspondence shall be proofread before being forwarded for approval/signature.

Each outgoing article of correspondence sent by staff from a State correctional facility shall be clearly labeled or stamped with the words State correctional Facility on the face of the envelope or package. For the purposes of this section only, a State correctional facility also includes the Community Correctional Centers, Community Prison Mother Program facilities, Restitution Center, and Work Furlough Facilities. See DOM 54010.27 for additional details.

12030.4 Administrative Reports

Employees who assign an administrative report shall:

- Explain the project in detail to the designated employee, giving all available information.
- Suggest any known references.
- Carefully outline the scope of the project.

The employee to whom the report is assigned shall:

- Perform necessary research.
- Formulate a tentative plan or solution.
- Check the tentative plan or solution with the affected person and report their concurrences and disagreements in the recommendations section of the report.

The Report.

The report shall:

- Be prepared on a CDC Form 1617, State of California Memorandum, if a short report. If a lengthy report, the report shall be prepared on plain, white paper and transmitted with a CDC Form 1617 as a cover sheet.

- Be addressed to the employee who gave the assignment.
- Contain date and subject lines.
- Contain an introductory paragraph including a brief statement about the assignment.
- Contain a brief statement of recommendation(s), each followed by a justification.
- Fiscal or legislative implications shall appear in the recommendation and shall be elaborated on in the reasons for the recommendation.
- Documents needed to support the recommendation(s) shall be attached as appendices or exhibits.
- Any forms or directives needed to implement the recommendation(s) shall be attached.

The employee shall submit the completed project to their immediate supervisor for forwarding through administrative channels.

The employee who assigned the report shall notify the employee completing the report of the results.

12030.5 Correspondence Addressed to the BPT or NAEA

Facilities may receive correspondence addressed to the BPT or the NAEA requesting information. Employees shall:

- Answer such correspondence using the appropriate paroling board letterhead if the correspondence regards individual parolees/releasees.
- Include the signature line of the board countersigned by the C&PR of the facility, followed by the name, address, and public telephone number of the facility.

Employees shall forward correspondence addressed to facilities concerning policies and functions of a paroling board to the appropriate paroling board for reply.

Correspondence regarding term-fixing or parole-granting functions of a paroling board received at a facility but which is not addressed to paroling board officials shall be forwarded to the C&PR for reply.

Associate Wardens in charge of reception centers shall sign responses to correspondence addressed to a paroling board but concerning inmates in reception centers. If the request for information concerns the board's actions or functions, the appropriate paroling board letterhead shall be used. The name, address, and public telephone number of the facility where the reception center is located shall follow the signature block.

12030.6 Paroling Boards

Wardens and designated employees within facilities or Headquarters shall communicate with the appropriate paroling board (BPT or the NAEA) regarding scheduling or other problems.

Proposed changes in policy, procedure, or practice of the Department which may affect a paroling board's operations shall be coordinated by the following liaison persons:

Paroling Board	Institutions Division	P&CSD
BPT	Regional Administrator, Central/Operations	PA, Operations
NAEA	Regional Administrator, South/Programs	PA, Operations

12030.7 Inmate Correspondence

Employees may use form letters to respond to inmate correspondence. However, each letter shall be individually typed or printed, not photocopied.

Facilities/ Parole Regions

Appropriate facility and parole region employees shall respond on CDC Form 1617 to incoming correspondence from inmates. Correspondence received from external persons regarding inmates that has been addressed to or referred to their facility, shall be responded to using official Department letterhead.

All employees shall forward correspondence as follows:

IF	THEN
Inmate has been transferred or paroled.	Forward to appropriate facility or parole region.
Inmate has been discharged.	Forward by route slip to the Archives Unit, CMF for reply.
Departmental identification	Use OBIS terminal to determine

number is known (CDC number).

current location and status, and forward to the appropriate facility, parole region, or Archives Unit for reply.

CDC number is known.

Forward to the Identification and Warrants Unit Headquarters, which shall identify and route to the appropriate facility, parole region, or Archives Unit for reply.

A copy of the reply shall be sent to the appropriate Warden or parole region for inclusion in the inmate's C-File.

Headquarters

Headquarters' replies to correspondence from inmates or regarding inmates shall be prepared on letterhead stationery.

Headquarters employees shall adhere to established due dates (if attached) set by the Business Services Correspondence Control Unit (BSCCU) when responding to correspondence from or regarding inmates. If no due date has been attached, the employee shall respond within 15 working days. A file copy of the reply shall be sent to the inmate's C-File.

If the correspondence was forwarded from BSCCU, the attached CDC Form 972, Correspondence Referral Cover Sheet, shall be returned to the Unit with an indication of the date the response was mailed.

12030.8 BSCCU

Correspondence received at Headquarters is reviewed first by the BSCCU. The BSCCU determines what correspondence will be controlled. Correspondence deemed necessary to control shall be handled as outlined in the DOM 12030.9 of this manual.

The following types of correspondence are not usually controlled by the BSCCU and shall be forwarded as shown:

Type of Correspondence	Forwarded to
Routine correspondence from facilities or parole regions	Mailroom
Correspondence marked "Confidential" or "Private"	Mailroom
Inmate appeal correspondence	Inmate Appeals Branch

12030.9 Controlled Correspondence

The BSCCU divides correspondence it controls into two categories-large and small actions.

Large actions include:

- Governor's Office transmittals.
- Legislative correspondence.
- Correspondence from Directors of other State departments.

Small actions are any other correspondence received by BSCCU that requires a reply from the Department.

The BSCCU assigns due dates to large actions as follows:

- Governor's Office transmittals.
 - Two days before any given due date by the Governor's Office or YACA.
 - Five working days for as-soon-as-possible (ASAP) requests.
 - Ten working days if no due date is requested.

No extensions shall be allowed on Governor's Office transmittals.

- Legislative correspondence and correspondence from other Directors.
 - Two days before any requested due date--no extensions.
 - Five working days for ASAP requests--no extensions.
 - Ten working days if no due date is requested--an extension of up to three working days provided the request is made on or before the due date.

The BSCCU assigns due dates to small actions as follows:

- Two days before given due date (providing the due date is reasonable). No extensions shall be given if a reasonable due date has been requested.
- Fifteen working days for correspondence without a requested due date. An extension of up to five days may be given if requested on or before the due date.

The BSCCU shall:

- Handle Governor's Office transmittals by logging the date received, the information received, and the unit assigned.
- Assign the correspondence or Governor's Office transmittal to the appropriate Deputy Director or Assistant Deputy Director for response.
- Staple the CDC Form 972 to the incoming correspondence.
- Establish the due date and the date of referral on the CDC Form 972.
- Provide Chief Deputy Directors and Director with a weekly listing of overdue controlled correspondence.

12030.10 Revisions

The Assistant Director, OOC, or designee shall be responsible for ensuring that the contents of this section are kept current and accurate.

12030.11 References

- SAM § 1641.11.
- GC §§ 7525 and 7526.
- Secretarial Handbook.
- DOM § 54010.

ARTICLE 9 — RESERVED

ARTICLE 10 — STATE BUSINESS MAIL

Revised March 6, 1995

12050.1 Policy

An effective and efficient flow of written communication shall be maintained throughout Headquarters, institutions, and the parole division.

12050.2 Purpose

This section outlines specific requirements for sending and receiving departmental mail throughout the various divisions within the Department. In addition, it outlines steps to be taken to obtain reproduction services for departmental written material.

12050.3 Mail Distribution (Headquarters)

The mailroom messengers deliver the mail to each office two times daily as follows:

- Headquarters - 10:00 a.m. and 2:00 p.m..
- Other Sacramento buildings except Region I Headquarters and Parole field offices - 10:30 a.m. and 2:45 p.m..

Outgoing mail is picked up at the same time the mail is delivered.

There are two scheduled mail runs daily between the YACA and the Department at 10:30 a.m. and 2:30 p.m.

A mail tray is available in The Director reception area for mail to the YACA.

Interagency Mail Service (IMS)

Interagency mail to be sent to other state departments or facilities throughout the Sacramento area shall be placed in messenger service envelopes. On the envelope the following items shall be placed:

- IMS code number.
 - The use of the code number expedites delivery of mail to state departments, as interagency mail is sorted by these numbers.
- Name of department.
- Name of the person or position title.
- Address (or building).
- Room number (or floor).

This mail is collected on regular departmental mail runs and picked up by IMS at approximately 10:00 a.m. daily. Mail addressed to any location not on the current "IMS Listing of Locations" shall not be delivered by IMS.

Correspondence shall be properly addressed and routed directly to the mailroom from all Headquarters locations within the Sacramento area as all departmental mail is sent out directly from the mailroom. The mailroom uses pre-labeled envelopes for sending routine correspondence; however, large envelopes in excess of 10" x 12" and all packages too large for consolidated mailing shall be packaged and labeled by the sending unit.

All mail sent to the institutions (with a route slip attached or in an envelope) shall be combined in the mailroom into a bulk rate, first class envelope unless otherwise specified.

Processing Deadline

Mail received in the mailroom after 4:00 p.m. is processed the following day unless it is classified as an "expedite." Expedite mail shall be accommodated

based on mail deadlines set by the Department's private contract carrier and/or the USPS.

Express Mail

Express mail shall only be used when it is imperative that delivery be made the following day. The express mail carrier that is specified in the current statewide master service agreement shall be used for mail between locations subject to the master service agreement. For telephone or FAX use refer to DOM 12070.

Personal Mail

Mailroom personnel shall pick up personal mail for Headquarters employees during their daily scheduled mail runs. However, this pertains to envelopes and small packages only. Large personal packages and large bulk quantities, such as Christmas mail, shall not be handled by the mailroom. All personal mail shall have proper postage and address ready for delivery. The mailroom does not stock nor sell postage stamps and shall not meter personal mail.

USPS Delivery

Outgoing mail is delivered once daily to the USPS, 801 I Street, at approximately 4:20 p.m.

Re-Use of Envelopes

For distribution purposes, whenever possible, all sizes of clasp-type manila envelopes shall be saved for re-use if the envelope has not been sealed with tape or damaged.

12050.4 Institutional Mail (Employee)

Institution mailroom supervisors shall ensure timely processing and delivery of employee mail on a daily basis.

All intra-institutional mail shall be processed through the mailroom. Inmates shall not be used for delivery of mail. All inter-institutional mail and correspondence with the public shall be handled by the USPS by the institution mailrooms.

Institutions shall also restrict the use of express mail in accordance with the provisions of DOM 12050.3.

Mailrooms shall not meter personal mail.

Employees who have business or private letters which will be mailed by institutional mailrooms shall deliver their mail to the mailroom in person or shall place their title or rank with the return address on the outside of the envelope. Use of institution business mailing address for personal mail, however, is discouraged.

Inmate mail is addressed in DOM 54010 of this manual.

12050.5 Mail Distribution P&CSD

All inter-office mail for the P&CSD shall be handled by the USPS or contract courier service.

The restrictions in DOM 12050.3 apply to use of express mail service.

12050.6 Route Slip Usage

Various forms designated as route slips are used within the Department for distribution purposes. These forms may be obtained by ordering from supply. A partial list is:

- Message (STD. Form 7).
- Headquarters Route Slip (CDC Form 27).
- Institution Route Slip (CDC Form 29).
- Messenger Route Slip (CDC Form 832).
- P&CSD Route Slip (CDC Form 271-B).

12050.7 Referral Memorandum (CDC Form 982)

This form, which is often called a "blue referral", is used to forward any type of written communication that requires an action on the part of the recipient (e.g., letters, memorandums, bulletins, manual revisions, reports, etc.) through administrative channels.

Addressees' position or name shall be placed on the line that immediately follows each number. After receipt, addressees shall initial next to their name or position and add the date signed.

- See DOM 12010 of this manual for the routing of policy directives (e.g., bulletins and manual revisions).
- See DOM 12030 of this manual for the routing of correspondence to the Director and Chief Deputy Director.

12050.8 Incident Reports

Per DOM 51030, two copies of all incident reports occurring in the institutions are sent to Headquarters (three copies in event of an assault resulting in death).

The incident reports are distributed by the Institutions Division:

- One copy is routed to OISB for entry of necessary data into computerized database maintained by OISB. This copy is then forwarded to archives.
- The second copy is reviewed by the staff of Institutions Division, who route a copy to other Headquarters staff depending on the type of incident.

12050.9 Institutional Staff Meeting Minutes

Per DOM 31120, various staff meeting minutes are routed to Headquarters for informational purposes. Three copies are mailed to Headquarters to the following:

Type of Meeting	Mailed to
Warden	Deputy Director Institutions Division
Associate Warden Business Services Program Services Staff	Deputy Director Administrative Services Division
Prison Industry's Staff	Deputy Director Institutions Division General Manager PIA
Medical and Psychiatric Staff	Assistant Deputy Director HCSD
Trade Advisory Committees (TAC)	Chief, Education and Inmate Program Services

The LAD-PMU, Headquarters, maintains one copy of institution staff meeting minutes.

12050.10 Reproduction

Reproduction (other than forms) for institutions and parole units shall be accomplished using local office copiers and/or vocational/industrial printing programs. Large reproduction needs which cannot be handled by the above shall be met by submitting requests directly to the Office of State Publishing (OSP).

All material to be reproduced (other than forms) for Headquarters units shall be submitted to the departmental reproduction center, with a completed STD. Form 51, Reproduction Order.

All material being submitted shall be ready to be reproduced (i.e., no staples, removed from binders, separated from material not being reproduced).

State owned copying and duplicating equipment shall not be used for other than official state business.

12050.10.1 Departmental Reproduction Center Capability

The departmental reproduction center is capable of providing the following services:

- One-sided or two-sided copies.
- Copies from originals using paper of weights ranging from 16 pounds to 110 pounds, (i.e., letterhead to cover stock) and from pasted or taped originals.
- Reduction from originals as large as 11" x 17."
- Copies of continuous computer forms.
- Stapling (a maximum of 100 pages) and arranging in sequence (collating).
- Duplication of manuals, reports, etc., as long as the originals provided do not have book binding and are not copyrighted.

All reports of more than one page shall be duplicated on both sides of the paper. This reduces the bulk in handling, mailing, and filing.

12050.10.2 Completion Schedules

All jobs shall be completed within five working days. Expedite jobs shall be delivered to, and approved by, the reproduction center supervisor. Very large jobs needing to go to OSP may require additional days.

12050.10.3 Quantity Limits

The number of copies to be made from each original determines where the copies shall be made as follows:

No. of Copies Per Original	Equipment
20 copies or less	Office or floor copiers
21 to 350 copies	Departmental Reproduction Center
Over 350 copies	OSP

12050.10.4 Mass Mail Orders

All reproduction orders that shall be mass mailed by OSP shall be submitted to the reproduction center supervisor with a completed STD. Form 50.

12050.11 Revisions

The Deputy Director, Administrative Services, or designee shall ensure that the contents of this section are accurate and current.

12050.12 References

SAM §§ 2200 and 2800.

12050.13 Forms

STD Form 7, Route Slip.

CDC Form 27, Headquarters Route Slip.

CDC Form 29, Institution Route Slip.

CDC Form 832, Messenger Route Slip.

CDC Form 271-B, P&CSD Route Slip.

CDC Form 982, Referral Memorandum.

STD Form 51, Reproduction Order.

STD Form 50, Mass Mailing.

ARTICLE 11 — PUBLICATIONS

Revised March 14, 1995

12060.1 Policy

The United States (U.S.) Copyright Act establishes requirements for publication and reproduction of published material. The Director requires adherence to the Copyright Act in preparing manuals, booklets, leaflets, and other written material.

12060.2 Purpose

This section provides guidelines for the printing or reprinting of local procedures, manuals, and other written material to avoid copyright infringement and expense of litigation against the Department and to ensure that their content is consistent with departmental goals and objectives.

12060.3 Publications Written By Employees

Any manual, leaflet, book, newsletter, or other publication on a subject related to the Department which would normally qualify as a public record and involve distribution to staff, organizations outside the Department, Legislature, general public, news, media, and/or for submission to an outside professional journal/paper shall require review by the Assistant Director, Communications, and approval in writing by the Director prior to submission, issuance, or distribution.

Any such articles written by employees for submission to professional journals or other outside publications shall be forwarded through administrative channels to the Assistant Director, Communications, who may request comments from interested Deputy or Assistant Directors before the article is forwarded to the Chief Deputy Director.

When any employee prepares a manual, book, leaflet, newsletter, or other publication as part of the employee's official duties, the employee may obtain a copyright on such publication at the employee's own expense. However, that copyright shall be deemed to be held in trust for the Department, as the works copyrighted shall directly or indirectly have pertinence to the Department.

See DOM 14020 for the publication of research reports and findings.

12060.4 Production of Publications in the Facility Print Shops

Publications for public distribution may be produced in a vocational graphic arts print shop, but only with the prior approval of the Director. Publication of a sensitive nature (based on the IPA) shall **not** be produced in the PIA or Vocational Education print shops as it would allow inmates access to such material.

Public Distribution

"Public distribution" means documents that qualify under the Public Record Act, GC 6250 for distribution to the public, exceptions are specified within the Act but generally do not include the types of materials included in this Section. Publications for public use will be printed by OSP, PIA, facility vocational education or commercial printer with approval from the Director or designee. These publications may include the annual report of the Department.

Local Materials

Booklets and other written material (i.e., IST pamphlet, newsletter, etc.) reviewed by the Assistant Director, Communications, and approved by the Director may be produced within the facility, utilizing the facility vocational

graphic arts print shops, and distributed locally upon written approval of the Warden. A copy of this approval shall be forwarded to the Assistant Director, Communications, for filing with the PMU at headquarters.

The vocational graphic arts print shops may print or reprint local procedures and the various IST manuals.

Funds

Funds for the printing expenses must be available prior to the production of such books, reports, leaflets, or documents in the vocational graphic arts print shops of the facilities or by OSP, DGS, and PIA or a commercial printer.

Prior to the submission of any copy to the vocational graphic arts print shop, the provisions of DOM 22040 shall be followed.

12060.5 Depository Libraries

Publications produced by Department or at the State Printing Plant shall be sent to each complete depository library in the State.

- Depository libraries are those libraries that apply to contract with the State, through DGS, to maintain all State publications.

SAM 3122.2 et seq., address the distribution of publications outside the Department.

Copies of the CCR are sent to depository libraries by OSP.

12060.6 U.S. Copyright Act**Rights of Copyright Owner**

In the reprinting of copyrighted articles, or duplication of copyrighted films, video, or audio tape recordings, careful review and caution shall be exercised to protect the State and this Department from censure or civil suit. The U.S. Copyright Act states precisely which uses or rights are reserved exclusively to the copyright owner. Employees using or reprinting copyright materials shall have specific knowledge of copyright laws.

Exclusive Rights

The Copyright Act gives to the copyright owner of books, periodicals, and all related contributions, the following exclusive rights:

- To print and reprint. To print is not only to print in type but also to multigraph, write, duplicate on video or audiotape, film, or reproduce by any other means.
- To publish. To publish means to reproduce in copies for sale or distribution to staff, inmates, parolees, or the public.
- To copy. To copy includes any wholesale rewriting of the material, whether literal copying or not, and is not confined to literal repetition but includes various methods in which the matter of any publication may be adopted, initiated, or transferred with more or less colorable alteration.
- To vend. To vend refers to the control by the copyright owner not only of the first sale but also of leases, licenses, and assignments.
- To translate or make other versions.
- To deliver or present in public for profit.
- To make any transcription or record by which it can be exhibited, presented, or reproduced.
- To play or perform it for profit, and to exhibit, represent, or reproduce it in any manner or any method whatsoever.

Permission

Permission in writing shall be obtained in every case where a copyrighted item is reprinted. The original of the permission to copy shall be filed in the requestor's division.

Permission to use copyrighted works must be granted by the copyright owner or the owner's agent. If the copyright has been assigned, the assignee's permission is needed. If it has been licensed, the copyright owner's permission is needed. With joint owners, one will do, but both are better. Approval of requests to use copyrighted material may be delegated to the publisher.

For any extended reprint or quotation, specific rights that are given (i.e., periodical publication, use in a trade or text book, use of material from a specific edition or any other edition, etc.) should be in writing.

For all practical purposes, "copyright" and "all rights reserved" are one and the same.

12060.7 Infringement

Magazine articles, short stories, poems, films, videotapes, audiotapes, television programs, motion pictures, computer software, video games and contributions to periodicals, newspapers, are usually copyrighted as part of the magazine, book, periodical, newspaper, video recording, motion picture,

television program, computer software, video game, audio recording, if never before published.

Illustrations, cuts, or pictures in a book are protected by the book copyright.

Pictures that are not attached to the binding, but are in a separate pocket or folder, are protected by the book copyright.

News, as such, is not subject to copyright since it is "fact" and therefore belongs to the public but reproduction of articles and television news segments for distribution may infringe on copyrights. Consult with the Assistant Director, Communications, or Deputy Director, LAD, for guidance in advance of such reproduction.

Material that has previously been copyrighted does not lose its copyright by being included in a government publication that is in the public domain.

The copy does not have to be "sold" to be an infringement of the original.

12060.8 Use of Material

A distinction must be made between use for libraries and classrooms and by other entities. Copies may be made by libraries and classrooms in the following situations:

Libraries and Classrooms

- To repair damaged printed works already contained in the library.
- No copies of video or audio recordings, films, motion pictures, computer software are permitted without the expressed written permission of the copyright holder or possession of a license from the copyright holder for such reproduction.
- To provide a small number of copies for in-house administrative work in the particular agency.
- To provide attorneys and courts with a single copy for use in litigation.
- To provide copies for library or classroom as long as the portion copied is not a substitute for the entire original work.

Other Entities and Individuals

For entities other than libraries and classrooms:

- No quotation over 500 words should be used without permission.
- Use of anthologies, compilations, collections, symposia, digests, reprints, etc., should never occur without a notice which acknowledges the copyright status of borrowed material and without the written permission of the copyright owner.
- Use of copyrighted material from periodicals or newspapers should be done only with written permission of the copyright owner.

Quotations or material under foreign copyright should be handled the same as domestic copyrighted items.

Any extensive, typewritten, multi-graphed, or privately printed copy, abridgment, outline, or digest of copyright material for distribution to a school, church, club, or similar group should be made only with the consent of the copyright owner.

Department Publications

When copyrighted material is used in a Department publication, each facility, parole region, and division shall forward the printing request, and the original copy of the material to be printed and of the permission to copy to the Assistant Director, Communications, in headquarters.

The Assistant Director, Communications, shall have the original of the permission to copy filed in LAD-PMU.

12060.9 Audiovisual Works

The Department will adhere to all copyright requirements related to audiovisual works.

12060.10 Employee Association Publications

The provisions of this section shall not stop any association of employees from publishing an association newspaper or other publication. The provisions of DOM 12060.6 apply to Department employees when they contribute articles for association publications. Such publications shall be at the expense of the associations and shall not be prepared or reproduced, in whole or in part, at any facility vocational graphic arts print shop.

12060.11 Facility Publications

For further information, readers are referred to DOM 53100, which covers facility publications.

12060.12 Revisions

The Assistant Director, Communications, or designee, shall ensure that the content of this section is accurate and current.

12060.13 References

17 USC 101 et seq.

GC § 14900 et seq.

SAM § 3122.2 et seq.

ARTICLE 12 — TELEPHONE, FACSIMILES, AND CELLULAR TYPE

TELEPHONES

Revised April 22, 2005

12070.1 Policy

State issued telephones, facsimile (Fax) machines, and cellular type telephones shall be used for Official State Business only except for emergency situations where no other alternatives are available.

12070.2 Purpose

The purpose of this Policy is to establish requirements regarding California Department of Corrections and Rehabilitation (CDCR) employee use of State issued telecommunication equipment and outline boundaries and security measures where this equipment is subject to inmate proximity. This Article refers to cellular telephones to include, but is not limited to, cellular, portable, mobile, etc., as cellular type telephones.

12070.3 Telephone

Use of any State issued telephones as defined above shall be limited to conducting CDCR business with exceptions for employee's personal calls provided; however, that such use of State telephones shall not incur additional charges to, or interfere with, the operation of the State and requires advance approval by an employee's supervisor.

12070.4 Responsibility

Headquarters', Division of Support Services (DSS), Business Management Branch (BMB) is designated as the coordination point for telephone listings. BMB shall ensure that telephone directories are current.

Communications Representatives

Communications representatives at the facilities shall review and sign the Standard (STD) Form 20, Telecommunications Service Request, prior to submission to the Department of General Services (DGS) or service provider. For all other operations, BMB shall serve as the communications representative.

Supervisors

Supervisors shall inform employees of expectations and requirements regarding the use of all State issued telephones and shall monitor the use of them. This includes, but is not limited to:

- Ensuring appropriate use of all State issued telephones.
- Determining when permission may be granted for an employee to make a personal call on any State issued telephone.
- Reviewing toll calls made by employees under their supervision (checking for abuses), as requested by Accounting Office personnel, and if deemed appropriate, initiating necessary corrective action, including a recommendation for disciplinary action.
- Arranging for the collection of charges for personal calls made by employees.

12070.5 Switchboard Placements and Coverage

Facility switchboards shall be placed in the control room or other location affording protection from the inmate population. Employees assigned to a particular shift, other than regular business hours and trained in the operation of the switchboard, shall provide coverage of the switchboard. A separate telephone operator shall be provided during regular business hours.

12070.6 Inmate Access to all State Issued Telephones

Safeguards shall be implemented to ensure that inmates do not have access to any State issued telephones with the capability of placing/receiving outside calls. These safeguards may include, but are not limited to:

- Locking rooms that contain telephones.
- Using locking devices on telephones.
- Unplugging telephones and removing them from inmate accessed locations.
- Disconnecting telephone extensions from switchboards.

State maintained facility telephone lines that have outside capabilities and which are accessible to inmates (to include residences on facility grounds) shall pass through facility switchboards.

- Switchboard operators shall ensure that a State employee is answering at a given location by requesting name identification.

- Inmates shall be required to answer a phone by saying, "inmate (name)."

12070.7 Emergency Lines (Facility)

Wardens residing on facility grounds shall be provided with private direct dial telephone systems for emergency use.

12070.8 Emergency Lines (Camp)

Based on the necessity for immediate availability of correctional employees in charge of camps, telephone service shall be provided to those camp lieutenants residing in State housing on the grounds. The cost of this telephone service shall be paid by the parent facility.

The employees shall pay any expenses of personal telephone calls made from their residences to the parent facility.

12070.9 Private Telephone Lines

Employees who live on facility/camp grounds shall make their own arrangements for personal telephone service directly with the telephone company. This service shall not pass through facility/camp switchboards.

At several facilities there are residence phones that are tied to an inside-the-prison (nonpublic) telephone system. Existing systems shall continue to be used, but those systems shall not be expanded to include additional residences.

12070.10 Modification

Facilities primarily own and operate their own telephone systems; however, some facilities may contract for certain telephone related services through local telephone companies. Any major modifications affecting the services rendered by telephone companies shall be submitted to the Telecommunications Division, DGS, through the facility business manager. Modifications to CDCR owned systems are not subject to the above.

12070.11 Telephone Credit Cards

Telephone credit cards shall be issued to supervisors and managers and used in lieu of third party or collect telephone calls when possible.

Telephone credit cards shall not be issued to staff except on a "need" basis with approval of the employee's Branch Chief (headquarters employees) or facility business manager (for facility employees). Facilities shall obtain credit cards from their local telephone companies.

Parole field agents, based upon the nature of their duties, shall be issued credit cards upon the approval of their unit supervisor.

12070.12 Telephone Listings

The headquarters' telephone directory shall be updated on a regular basis by the BMB.

Off site headquarters' buildings, facilities, and parole offices shall maintain separate telephone/employee information rosters. All changes, additions, or deletions shall be updated and retained locally.

All revisions to State directories shall be directed to the BMB via respective division heads (or designees) for approval and transmittal to the Telecommunications Division, DGS, or the telephone company concerned.

The Telecommunications Division, DGS, submits periodic revisions to the CDCR telephone listing coordinator for current updates of State telephone directories. Changes shall be forwarded to the facility or division's communications representative for review and returned to the BMB with appropriate changes.

12070.13 Personal Use of Telephone

When economically feasible for the local telephone company, pay telephones shall be made available for use by State employees and other persons who may need to make a personal call from CDCR facilities.

Personal long distance calls

Personal long distance calls shall not be made from State issued telephones (with or without telephone credit card issued by CDCR) unless:

- An employee's supervisor has authorized the call.
- Arrangements have been made for the call to be either:
 - Billed to the caller's home telephone.
 - Placed collect.

Personal local calls

Personal local calls shall be made:

- During breaks or lunch periods.
- Never on State issued cellular, portable, and/or mobile telephones, except in emergencies outlined below.

Emergency phone calls

Emergency phone calls shall be made when no other alternatives are available. If the emergency is of a personal nature, the employee shall

reimburse the State. If the emergency is not personal and the employee uses their own telephone, the employees can be reimbursed using a travel claim.

12070.14 Privacy of Authorized Calls

Authorized personal phone calls by an employee shall not be monitored or recorded.

The wiretapping or monitoring of authorized/unauthorized personal calls, confidential or not, by CDCR employees over CDCR or State telephone systems is prohibited except as authorized by an order of a court having jurisdiction over the institution, facility, or office, and obtained under Penal Code (PC) Section 629.50 et seq., or as authorized under PC 633. These exceptions apply only to the investigation of cases involving criminal conduct by employees and/or inmates. In all cases where CDCR investigators request court orders under PC 629.50 et seq., or through local law enforcement involvement under PC 633, the Deputy Director, Law Enforcement and Investigations Unit will first be notified.

Wiretapping or monitoring of employee telephone calls in cases involving administrative violations is prohibited.

12070.15 Telephone Etiquette

When answering the telephone, certain rules of etiquette shall prevail as follows:

- Arrangements shall be made for staff to answer the telephone at all times during working hour (Monday – Friday, 8:00 a.m. – 5:00 p.m.). In noncustody environments, use of voice message systems may be used sparingly in absence of staff and ensuring all messages are responded to in a timely manner.
- Staff answering the telephone shall clearly identify themselves and the office in which they are working. Staff shall be courteous and tactful.
- If staff cannot assist the caller, they shall refer the caller to a knowledgeable source.
- Supervisors and/or staff shall keep employees who answer their telephones informed as to their whereabouts and/or approximate time of return.
- If the supervisors and/or staff requested are unavailable, the caller shall be asked if they wish to leave a message or be transferred to the employee's voice mail (if appropriate).
- Telephone messages shall be accurately recorded on STD Form 7, Message Transmittal.
- If supervisors or their staff want to know who is calling prior to accepting a call, the employee answering the phone shall ask who is calling in a polite manner.
- If it is necessary to place a caller on hold, let the caller know that this is being done. The caller should not be kept on hold for an extensive length of time. Check with the caller periodically to assure the caller that they have not been forgotten.

Office and facility directions should contain instructions for placing long distance calls, conference calls, and other services depending upon the system used.

12070.16 Transfer of Calls

If a party is calling from an outside number, the call may be transferred. Before transferring a call, the calling party should be informed of the number to which the call is being transferred in the event of disconnection.

12070.17 Facsimile

Numerous fax machines are located throughout the CDCR for transmitting urgent information between field locations and headquarters. These include, but are not limited to:

- Transmissions of all serious Incident Reports.
- Sending and responding to requests for emergency/urgent information needed by headquarters and/or facilities.
- Economic transmission of information.

General Information

Because of the nature of operations, the use of Signature stamps by officials and employees in the performance of official duties is prohibited in all facilities of CDCR when transmitting via fax. In order to reduce multiple signing requirements on the part of key personnel, assistants may be extended the authority to sign in their behalf.

Regional parole offices shall transmit emergency incident reports and other urgent information to the fax machine located in the Division of Adult Parole Operations, headquarters.

Incident reports received by the Division of Adult Institutions, Identification and Warrants Unit, shall be delivered to the appropriate employees.

The fax machines shall not be used as a substitute for the mail system unless economically feasible. Monthly reports, operational procedures, and general informational items shall not be transmitted unless specifically requested by a Deputy Director or Associate Director.

- Facilities: Fax machines shall be housed in a secure area, accessible only to staff.
- Regional parole offices and field offices: Fax machines in these locations shall be housed in a secure area, accessible only to staff.

As with telephones and other equipment, fax machines are to be used for official CDCR business only.

12070.18 State Issued Cellular (Portable, Mobile, etc.) Type Telephones

The following outlines classifications/titles and functions that have been designated for assignment of cellular telephones at management discretion:

- Secretary
- Undersecretary
- Executive Director
- Assistant Secretaries
- Chief Deputy Secretaries
- Directors
- Chief Deputy Director
- Regional Administrators
- Parole Regional Administrators
- Ombudsmen
- Chief Medical Officers
- All Case Carrying Parole Agents
- Special Agents
- Wardens
- Chief Deputy Wardens
- Associate Wardens
- Correctional Administrators
- Health Care Managers
- Crisis Response Team Commander
- Tactical Leader
- Negotiation Leader
- Units with staff involved in the transport of inmates and those units that are required to work at locations where there are no communication devices available.
- Staff who are required to travel outside of their office and/or outside of normal business hours. The cellular telephones will be assigned to each unit rather than an individual. The units will assign cellular telephones to individuals on an as need basis.

All requests for purchases of new cellular telephones outside of this policy require the written approval of the appropriate, Director, Deputy Director, Associate Director, or Warden or Chief Deputy Warden.

There will be no personal cellular type telephones, Personal Digital Assistants (PDA), or other equipment with these capabilities allowed within any institution setting with the exception of a true medical condition approved by the Warden accompanied with a doctor's statement with a beginning and ending date.

If staff chooses to bring the above listed devices into an institution setting without prior approval, they may be subject to disciplinary action. Leave personal cellular type telephones, PDAs, or other equipment with these capabilities at home or in personal vehicles.

Purchasing/Replacing a State Issued Cellular (Portable, Mobile, etc.) Telephone

The Department of General Services has entered into a California Multiple Award Schedules (CMAS) and Western States Contracting Alliance (WCSA) with multiple providers for cellular type telephone equipment and service. For a current list of cellular type telephone equipment and service providers, contact the BMB. Institution staff will need to refer to the CMAS/WCSA for a current list of cellular providers and general terms and conditions.

If a field office/institution is outside of the service areas that the CMAS/WCSA covers, it is permissible to enter into a contract with a local vendor. Contact the Office of Contract Services for information and instructions.

To purchase or replace a cellular type telephone(s), submit a signed BMB Services Request (SR) with a completed Intra-Office Requisition, CDC Form 954, to BMB, signed by a Staff Services Manager III or above, or designee. Institution staff will need to submit the completed CDC 954 to their respective Business Services Office. All information will need to be included on the CDC 954. A rate plan guide will be provided by BMB upon request to the divisions/offices/regions telecommunications contact. Each Institution Business Services Office can request a rate plan guide directly from contracted service providers.

If a cellular type telephone is inoperable or obsolete and is no longer used, staff must notify BMB using a SR to have the service discontinued so that there are no further charges. Institution staff will need to contact their Business Services Office for direction. Cellular telephones must be surveyed out by completing a Request for Disposition of Equipment or Furniture (STD 152) form. Send the completed request along with the inoperable/obsolete cellular telephone(s) to BMB. Institution staff will need to submit their completed request to the Business Services Office.

Lost, Stolen, or Destroyed Property Equipment

If a cellular type telephone is lost, stolen, or damaged, the employee must notify BMB or the Business Services Office at the Institution to have the service discontinued so that there will be no further charges. Lost, stolen, or damaged cellular type telephones must be surveyed by completing a STD 152 form.

The State Administrative Manual (SAM) Section 8643 states: "Whenever property is lost, stolen, or destroyed, departments will prepare a STD 152 form. The department will adjust its property accounting records and retain the Property Survey Report as documentation." The report will contain: "(1) A description of the events; (2) Precautions to be taken to prevent repeat situations; and (3) A statement that the California Highway Patrol (CHP) has been notified. Losses of State Property due to fraud or embezzlement will be reported to Department of Finance, Office of State Audits and Evaluations and the Bureau of State Audits. See SAM Section 20060. Employees may be charged for any loss and damages to State Property due to negligence or unauthorized use."

It is at the discretion of the Hiring Authority for each Division/Parole Region to determine if an employee will be required to reimburse the State (CDCR) for the cost of replacement equipment.

Purchasing of Accessories

It is prohibited to purchase any accessories outside of the normal purchasing process. (DOM 22030.3 "No employee shall commit to a vendor for the purchase of merchandise or services prior to receiving approval and the preparation of a purchase document.") Purchases are not to be made through a local vendor and charged against cellular telephone accounts. Any purchases obtained by this means are subject to being charged back to the employee.

Issuance and Tracking of Cellular Type Telephones

When a cellular type telephone is purchased and received, BMB or the Institution Business Services Office will place a property tag on the cellular telephone to track as sensitive equipment. The cellular type telephone will be activated and assigned to the appropriate division/office/region/institution.

BMB or the Business Services Office at the Institution will track the assignment of cellular type telephones by maintaining a tracking log. Cellular type telephone service charges are billed monthly directly to the respective division/office/region/institution.

Changing Rate Plans

To change a rate plan, contact BMB by telephone or e-mail. A division/office/region can request the most recent rate plans offered by their service provider. After reviewing the plans and making a selection, the division's/office's/region's liaison must contact the BMB analyst with the new calling plan name(s) and all cellular numbers to be placed under the new plan. Institution staff will need to contact their Business Services Office for directions. Changes to calling plans will only be made once every three months.

Changing Service Provider

Changing service providers involves changing existing equipment, which can be costly and inconvenient. Service providers (i.e., AT&T Wireless or Nextel) will not activate cellular telephones not purchased directly from them. To change providers, submit SR to BMB accompanied by a CDC Form 954 purchasing new cellular telephone(s), accessories, and service provider. Institution staff will need to submit the completed forms to their respective Business Services Office.

12070.19 Revisions

The Director, DSS, or designee shall be responsible for ensuring that the contents of this Article are kept current and accurate.

12070.20 References

State Administrative Manual, Chapter 4500

PC §§ 629.50 et seq., and § 633

State Administrative Manual §§8643 and 20060

ARTICLE 13 — PUBLIC/MEDIA INFORMATION

Revised June 2, 2009

13010.1 Policy

Correctional institutions and programs are operated at public expense for the protection of society. The public has a right and a duty to know how such facilities are operated and programs are being conducted. It is the policy of the California Department of Corrections and Rehabilitation (CDCR) to make known to the public, through the media, through contact with public groups and individuals, and by making its public records available for review by interested persons, all relevant information pertaining to operations of the CDCR institutions. However, due consideration will be given to all factors which might threaten the safety of the institution in any way, glamorize crime or individual criminals, or unnecessarily intrude upon the personal privacy of inmates and staff. Wardens/institution heads, Regional Parole Administrators (RPAs), and their designees shall provide for a professional bridge of communication linking the public in a positive manner to the CDCR.

13010.2 Purpose

This Article defines staff responsibilities for relaying information to the public. It specifies who shall make contact with the media, how and when the media may enter facility grounds, and for what purposes.

13010.3 Requirements

The CDCR's Public Information Program attempts to make known to the public all relevant information pertaining to operations of the CDCR. This occurs through the media, through contact with public groups and individuals, and by making its public records available for review by interested persons. The CDCR's public information efforts require an attitude of cooperation and responsiveness in dealing with the media.

The CDCR also has the responsibility to protect the privacy, safety, and other rights of inmates and members of the staff. Furthermore, the CDCR is committed to protecting crime victims from the unnecessary disclosure of information that may traumatize victims, family, and friends or glamorize criminals and their actions. Accordingly, media access to an institution shall be regulated to ensure the orderly and safe operation of that facility.

Further guidance can be obtained from CCR, Title 15, Division 3, Sections 3141, 3170 through 3179, 3260 through 3262, and 3450.

13010.4 Designation of Public Information Officers (PIO)

Each institution and parole region shall designate an appropriate staff member as a Public Information Officer (PIO). The PIO shall coordinate public information and community relations programs. The Press Secretary, Office of Public and Employee Communications (Communications), or designee shall participate in all institution and parole region PIO interviews. Final selection is the responsibility of the Warden/institutional head or RPA with the concurrence of the Assistant Secretary, Communications. Prospective vacancies require written notification to the Assistant Secretary, Communications, via the Director, Division of Adult Institutions (DAI) or the Director, Division of Adult Parole Operations (DAPO), or the Chief Deputy Secretary, Division of Juvenile Justice, as soon as the prospective vacancy is anticipated.

Each institution and parole region shall have a designated staff member on duty or available by telephone to the media at all times. Basic responsibilities include responding to media inquiries with factual details after consulting with the Administrative Officer of the Day (AOD) or the regular PIO.

Institution PIOs shall be the Warden's/institution head's Administrative Assistant, Correctional Lieutenant, or equivalent non-custody classification. Parole region PIOs shall be the RPA or Deputy RPA. PIOs in juvenile justice facilities shall be nominated by the Chief Deputy Secretary, Division of Juvenile Justice.

13010.5 Media Representatives

- Media representatives, as defined in CCR 3261.5(a)(1) and (2), includes news media representatives and non-news media representatives.

- News media representative means a journalist who works for, or is under contract to, a newspaper, magazine, wire service, book publisher, or radio or television program or station, or who through press passes issued by a governmental or police agency, or through similar convincing means, can demonstrate that he or she is a bona fide journalist engaged in the gathering of information for distribution to the public.
- Non-news media representative means an individual in the publishing and broadcasting media who is not a news media representative. A non-news media representative may include editorial researchers, freelance writers, authors of books, and independent film makers involved with the production of broadcast or print endeavors including, but not limited to, features, documentaries, commercials, and pilots for proposed news or entertainment programs.

A current list of the names, telephone numbers, fax numbers, and e-mail addresses of media representatives who usually cover the institution or parole region office shall be readily available to those officials authorized to issue news releases and statements. Media representatives shall be advised to contact the PIO when they are seeking information.

13010.6 Media Information Practices

The following provisions shall be considered as guidelines:

- News and all the factors associated with it are highly variable.
- No set of rules will cover all situations.
- Clarify what the reporter is seeking.
- Prepare your response.
- Know your policies and regulations.
- Never speculate or guess.
- Communicate clear and accurate information.
- Do not disclose confidential information about any individual.
- There is no substitute for good judgment.
- Confer with the Communications office for guidance and coordination.

Institution PIOs shall immediately notify the Secretary via the Assistant Secretary, Communications, and their respective chain of command within their division (e.g. Associate Director, Director), of any occurrence or situation of unusual, critical, significant, potential, and/or prolonged media interest. Examples include:

- Incidents involving fatalities, incidents involving a high profile inmate or parolee, crisis or high profile situations, mass disturbances, labor actions, issues or incidents that place the CDCR in an unfavorable or unpopular light, inmate homicides, employee arrests, issues or incidents that place the CDCR in a position of defending against incorrect perceptions or allegations of the media, any significant, potential, and/or prolonged inquiry by major, national or international media, a media investigation, anything else of concern to the CDCR and/or the administration including ballot measures, audit reports, lawsuits, regulation submission to the Office of Administrative Law, scheduled executions, major motion picture requests, and others.
- Incidents likely to attract routine media interest do not require notification. Examples include non-fatal incidents, unless a high profile inmate or parolee is involved, and regularly scheduled events or classes.

Written news/press releases and media advisories, except for escape bulletins, shall be approved before distribution by the Assistant Secretary, Communications, or designee.

- A written news/press release is a formal, typed document, usually in the form of a newspaper article, that is sent to the media and other interested parties and that contains newsworthy information. It is intended for mail, fax, online communication, or hand-carried delivery.
- A media advisory is a written document which alerts the media to a specific event. It is often sent out to alert the media of a news conference or some other event where their presence is desired or expected.
- A news conference is an event where PIO's or other speakers are present to tell the media about a newsworthy subject.

13010.7 General Inquiries

Requests for information shall be given prompt attention. Inquiries addressed to a specific facility requesting information about the history or operation of a facility shall be answered by the facility. However, if clarification regarding the communication or a matter of policy is involved, seek the

assistance of the Assistant Secretary, Communications, or their designee in the Office of Public and Employee Communications.

Unusual or repeated inquiries or letters shall be reported to the Assistant Secretary, Communications. Requests for information about CDCR issues, requests involving other segments of the CDCR, or requests from other State agencies shall be referred for reply to the Assistant Secretary, Communications, or their designee in the Office of Public and Employee Communications. Requests for public records shall be processed in accord with DOM, Chapter 1, Article 16.

13010.8 Media Access to Institutions and Facilities

Access to an institution, facility, or contract facility for a news media representative shall require approval of either the institution head or the Assistant Secretary of Communications or designee. Access to an institution or facility for a non-news media representative shall require prior approval of both the institution head and the Assistant Secretary of Communications or their designees. For each request for access from a news media representative or non-news media representative, the institution head or the Office of Public and Employee Communications shall provide an initial response within two (2) working days.

Non-news media representatives must provide proof of employment by a bona fide publication or production company, or have evidence that such a company has contracted to purchase the completed project prior to approval. Non-news media representative requests for access to departmental facilities, on-duty staff, or inmates shall include project and production details as necessary to determine security and operational impacts. Non-news media representative film productions require a California Film Commission permit, along with evidence of financial responsibility and liability insurance or at least \$1 million indemnifying and defending the State of California, its offices, employees, and agents against any lawsuits.

Within an institution, all media representatives shall be under direct supervision of the PIO or their designee. Media representatives shall not enter security housing units, condemned units, execution chamber, Administrative Segregation Units, Psychiatric Services Units, or any area currently affected by an emergency situation without approval of the Secretary, or designee. Access to any secured area where lethal weapons are maintained requires prior approval of the institution head. The institution head may allow access to an area outside the secure perimeter of a facility to news media representatives. News media representatives shall be given general access to all areas of community based correctional centers and facilities under contract to DAPO only with prior approval of the RPA, and when accompanied by the regional PIO or designee.

No media representative or organization shall be barred for cause from a correctional institution without the advance approval of the Secretary or designee. Documentation relative to such a proposed action should be mailed, faxed, or delivered to the Chief Deputy Secretary, Adult Programs, and the Assistant Secretary, Communications.

Institutions, on-duty staff, inmates, or records under control of the CDCR, shall not be used in conjunction with filmmaking, radio, or television programs, or the writing of books, magazine articles, or syndicated stories, without prior approval of the Secretary.

All requests for transmission by microwave or satellite from a correctional facility shall be directed to the Assistant Secretary, Communications, for approval or disapproval.

Controlled access for media representatives may be permitted to seriously or terminally ill patients and their housing areas, subject to DOM Section 13010.15.3. There may also be limited and/or restricted access to other areas including towers, control booths, protective housing units, reception centers, and other areas that affect the security of the institution. The intent of this section is to encourage all reasonable cooperation with and access for media reporters and their technical crews within available resources consistent with the safe and secure operations of its institutions.

Institution heads and RPAs may impose limitations on or set conditions for media access when, in their judgment, such access would constitute an immediate threat to safety and security, or generate serious operational problems. In the event of a disturbance that may, in the opinion of the institution head or his/her designee, threaten the safety and security of the institution or any person, media representatives shall be escorted to safety. The Assistant Secretary, Communications, shall be notified as soon as possible of such occurrences. The Assistant Secretary, Communications, is available to mediate disputes with the media.

13010.9 Public/Media Notice of Escapes

In the event of an actual or suspected escape, the institution, regional PIO, RPA, or off-hours designee shall notify by the fastest means possible (i.e., fax, telephone), radio stations, television stations, and newspapers in

surrounding communities as well as the escapee's home community of pertinent information about the escapee and shall make the information available for public posting on the CDCR Internet website. Such information shall include, but not be limited to, the missing escapee's:

- Name, CDC number, and date of birth.
- Physical description, including race, sex, height, weight, hair and eye color, and any scars or tattoos.
- Estimated time of disappearance and other pertinent details.
- Last known address.
- Commitment offense and current warrants or holds.
- Possibility of being armed or being a danger to the community.
- Most recent photograph (unless releasing the photograph poses a specific threat of imminent danger to the escapee), or short escape bulletin of the escapee to the notified television stations and newspapers.

If a photograph or short escape bulletin is not available for distribution, post the photograph at the institution or parole office's front entrance and notify the media that they may drop by and take pictures of the photograph for their use.

Inform the news media on the institution's and/or parole office's search efforts and cooperation with local law enforcement agencies to apprehend the escapee.

13010.10 Media Inquiries

Media inquiries shall be given high priority. Facts shall be gathered as quickly as possible and provided to the inquirer. If the requested facts are not known or are otherwise unavailable, the inquirer shall be so informed.

An official authorized to respond to media inquiries shall be available at all times. Officials shall be thoroughly familiar with CDCR, institution, or parole region policies and procedures.

Officials shall not speculate or guess when answering inquiries or in issuing releases. The facts shall be obtained as quickly as possible and communicated to the inquirer. If the information cannot be quickly secured, a progress report shall be given to the inquirer.

A person making an inquiry shall not be referred to another source by the PIO without clearing the referral with the appropriate authority and then discussing the matter with the staff contact person. The information shall be collected by the PIO receiving the inquiry, and then relayed to the inquirer. If the requested facts are not known or are otherwise unavailable, the inquirer shall be so informed.

When a media inquiry is received, the fact that the inquiry was made shall not be volunteered to another media representative. No information developed to answer a media person's inquiry shall be provided to another media person unless in response to a separate inquiry from them on the same subject.

Staff shall not comment on any active or pending lawsuit or other legal action. Responses to specific allegations of a lawsuit or legal action shall be directed to the appropriate Deputy Attorney General or the Assistant Secretary, Communications.

13010.11 Authorized Release of Information

The only data that may be released to the media or to the public about an inmate or parolee without a valid written authorization from the inmate/parolee includes the following:

- Name.
- Age.
- Birthplace.
- Place of previous residence.
- Commitment information from the adult probation report (as excerpted in the Cumulative Case Summary).
- Facility assignments and behavior.
- General state of health given in short and non-medical terms such as good, fair, serious, critical, or treated and released.
- Cause of death.
- Actions regarding sentence and release.

Generally, it is appropriate to provide all data which is a matter of public record. However, the Criminal Identification and Investigations Report (rap sheet) shall not be used as a source. Under law, information on the rap sheet is not a public record and shall not be used to furnish information concerning an inmate's or parolee's arrest history to any person other than a sworn member of a government law enforcement agency.

Except as provided by applicable federal and state law, no person shall disclose any protected health information that identifies an individual without a valid written authorization from the individual.

No person shall disclose specific inmate information involving medical history, educational test scores, psychological test results, classification scores, or information provided on employment or educational applications. Information on a CDC Form 115, Rules Violation Report, that has not been affirmed by administrative review should be general in scope and referenced as allegations, such as "inmate xxxx has been charged with...."

Information pertaining to a Division of Juvenile Justice ward shall be released to the news media or the public according to Sections 676, 1764, and 1764.1 of the Welfare and Institutions Code.

13010.12 Authority to Contact Media

The authority granted to institutions and parole region offices to release information regarding an institution incident or newsworthy event does not apply to individual employees unless specifically authorized by the Warden, institution head, or RPA.

Employees of CDCR shall not generate or initiate news media contact regarding incidents or newsworthy events without prior approval to do so. Employees who believe that a particular event is newsworthy shall first seek the guidance and permission of the PIO, who shall seek appropriate authorization and make prior notification to the Assistant Secretary, Communications, or their designee in the Office of Public and Employee Communications.

13010.13 Spot News

Through PIOs and with authorization from the Assistant Secretary, Communications, institutions and parole offices are encouraged to release spot news such as information about escapes and major incidents. The PIOs are authorized to release related photographs if available, subject to DOM, Sections 13010.16 – 13010.17.3.

The institution or parole office shall initiate release of spot news. It shall be done as soon as practical before or soon after the event. The release shall be made simultaneously to all reporters or media who cover the institution or parole office if possible. Each shall be provided the same information. Releases need not be provided to the news media in written form. When contacting the media by telephone, it is advisable to develop a well supported oral or written statement. This ensures consistency and accuracy in releasing spot news.

Information about an escape is routinely released. However, every effort shall be made to release constructive news concerning the institution or parole office. Information concerning programs and activities including blood donations, rescues, graduations, art shows, charitable activities, fundraisers for non-profit organizations, and concerts are possible subjects.

13010.14 Informing the Secretary

The Assistant Secretary, Communications, shall inform the Secretary of events likely to attract significant and/or prolonged news media attention. This includes statements, advisories, and releases given to news media, as well as instances in which reporters enter facilities or institutions to cover activities or randomly interview inmates.

13010.15 Routine Media Interviews

Media representatives may be permitted random face-to-face interviews with inmates housed in facilities under the jurisdiction of CDCR. Such interviews shall be conducted as stipulated by the institution head, including restricting the time, place, and duration of interviews, and size of technical crews. No inmate shall be interviewed against his/her will.

Interview Conditions

Inmates may not participate in specific-person face-to-face interviews. Random interviews of individuals involved in a specific activity or program, or encountered while covering an institution activity or event shall be limited to the time, areas, and segments of the facility population designated by the institution head.

Cameras/Recording Equipment

The institution head or designee shall approve the use of cameras or recording equipment in advance. A location agreement and a film permit from the California Film Commission may be required for filming and photographing on state property.

Security Arrangements

Media representatives are to be accommodated, whenever possible, at the institution within regular work hours using on-duty personnel. In certain situations, CDCR may incur additional staffing costs. Media representatives or their organizations may be required to pay the reasonable security or escort costs directly associated with media's use of the location including

benefits and overtime pay. Media will be notified of the approximate staff requirements and costs.

The Assistant Secretary, Communications, shall be consulted whenever a fee for the added supervision or security arrangement is contemplated.

13010.15.1 Inmate Declaration to News Media Contact (CDCR Form 146)

The CDCR Form 146, Inmate Declaration to News Media Contact, shall be completed when an inmate is the subject of an interview, still photograph, motion picture, or other recording intended for use by a television, radio station, newspaper, magazine, or other publication.

- Inmates under 18 years of age shall not be photographed, filmed, or videotaped.
- One employee shall witness the inmate's signature on the completed CDCR Form 146.
- In order to provide a permanent record of the incident, the signed copies of the CDCR Form 146 shall be distributed as follows:
 - Original - institution file.
 - Copy - inmate's central file.

13010.15.2 Writing, Telephoning, and Visiting an Inmate

Media representatives may contact any State prison inmate by mail. It is not necessary for media to notify the CDCR before communicating with an inmate. Incoming letters are opened, inspected for contraband, subject to be read, and then forwarded to the inmate. To ensure prompt processing, media representatives should address letters using the inmate's full name, CDC number, cell or location numbers if known, and the address of the institution where the inmate is housed.

Most inmates have access to telephones and can make outgoing collect calls on designated telephones according to their privilege group. Limitations are placed on the frequency of such calls to allow equal access to telephones by as many inmates as possible and as determined by the inmate's privilege group. When corresponding with an inmate, media representatives may provide a telephone number where an inmate can call them collect. It is up to the inmate to initiate the call. No restriction is placed on the identity or relationship to the inmate of the person called, provided that the person agrees to accept all charges for the call. Telephone calls are limited to 15 minutes and may be recorded. Media representatives may also record the call with the inmate's permission.

Staff will not take messages and faxes from the media to inmates.

If a media representative wishes to visit an inmate, it shall be in accordance with the visiting requirements in CCR Sections 3170-3176.3 and DOM section 54020. A completed questionnaire must be submitted and approved by the institution before the visit. Any member of the media, once approved, may visit; however, they may not bring in cameras or recording devices in a manner inconsistent with the DOM or State law. No inmate or parolee may have his or her visitation limited or revoked solely because of a visit or potential visit from a media representative, nor may an inmate or parolee be punished, reclassified, disciplined, transferred to another prison against his or her wishes, or otherwise retaliated against, solely for participating in a visit by, or communicating with, a media representative. During an interview, media representatives shall be allowed to bring up to three (3) pens, three (3) pencils, and one (1) pad of paper into the facility. These items shall be searched to protect against an immediate and direct threat to the security of the institution.

13010.15.3 Interviews with Seriously or Terminally Ill Inmates

- News media shall be allowed controlled access under institution escort to patients and their housing areas in order to safeguard the public's right to know.
- Random interviews in units housing patients shall be closely monitored and shall be terminated if a majority of the unit's inmates object.
- No more than two visits per calendar month to a unit housing seriously or terminally ill inmates shall be allowed so as not to disrupt the operation of the unit. These visits shall be on a first-come, first-served basis with a waiting list to be maintained by the institution's PIO. A pool of no more than 10 media persons per visit shall be permitted.
- Media interviews shall not be permitted with an inmate suffering from a mental illness when, in the opinion of a psychiatrist or psychologist, the inmate is not capable of giving informed consent or their condition may be worsened by such an interview.
- Assistant Secretary, Communications; Chief Deputy Secretary, Operations; and institution medical staff shall be notified in advance of

all significant planned news media events with medically-confined inmates.

13010.16 Interviews with Employees

Accurate information within statutory guidelines shall be provided in response to media inquiries regarding employees. Incidents within facilities and institutions are often newsworthy events that involve staff as well as inmates. Other incidents include employees' acts of heroism, volunteerism, or community involvement that merit media attention.

The only employee data that may be released to the media or to the public by other than the employee concerning the employee's involvement in an institution incident or newsworthy event includes:

- Full name.
- Civil service classification.
- Age.
- Work assignment.
- Length of service with the Department and/or current division or unit.
- Past work assignments.
- Role or function in a newsworthy event.

Employee information shall not be released if the information would endanger the employee or if the employee is the victim of a crime.

Further information and directions for releasing information on employees is found in DOM, Chapter 1, Article 15, Information Practices.

13010.16.1 On-Duty Interviews

Media representatives may be permitted random or specific person interviews with on-duty staff who consent to the interviews, provided such interviews do not interfere with the security of the institution. Such interviews shall be conducted as stipulated by the institution head, including restricting the time, place, and duration of interviews, and size of the technical crews.

Use of cameras or recording equipment shall require prior approval of the institution head, or designee. (A location agreement and a film permit from the California Film Commission may be required for filming and photographing on State property.)

Photographing, filming, or video recording of CDCR staff within an institution, parole office, or other non-public area is permissible only with prior consent of each employee.

13010.17 Photographs, Films, and Videotapes

The Department has no control over photographs, films, or video recordings taken of CDCR facilities, employees, inmates, parolees, or CDCR equipment when the person taking the photograph is not on institution property. This includes, but is not limited to, inmate community work crews, inmate fire crews, inmate presentations in schools and other public locations, inmates being transported on public streets, highways, etc.

Persons are prohibited from interrupting, interfering, or communicating with an inmate being transported or working off institution grounds without prior authorization of the staff person in charge or institution head.

Photographs, films, videotapes, digital videotapes and photographs, floppy disks, compact disks, memory cards, memory sticks, or any other recorded media other than for official purposes, which reveal an inmate's identity, may be taken within an institution, camp, community correctional facility, or parole office subject to the following conditions:

- An inmate shall be required to sign a CDCR Form 146 before any photographing, filming, videotaping, or video recording that clearly identifies the individual.
- An inmate's consent is not required where individuals in such settings as an exercise yard or dining hall are not singled out or where the identity of the inmate is not revealed; however, before any photographs are taken or filming is done, inmates shall be advised so those who do not want to be recognized may turn away or leave the area.
- Photographs taken or filming of inmates may be in any appropriate location such as on their job or other assignment, with their artwork, playing an instrument, etc., depending on the news or feature story under development.

13010.17.1 Identification Photographs

- Unless there is a specific threat of imminent danger to an inmate or parolee by releasing their image, media representatives shall be permitted access to identification photographs without the inmate or parolee's consent. Media representatives shall pay for the facility's cost

of providing such requested photographs. Current photographs of escaped inmates and parolees at large shall be provided without charge.

- If there is reason to believe release of a photograph will create an imminent danger to an inmate or parolee, the Assistant Secretary, Communications, and the Director of the division responsible for the inmate/parolee shall make the final decision about the photograph being released.
- No photograph which would reveal the identity of any inmate committed to the Division of Juvenile Justice (DJJ) shall be made available other than for official purposes such as an escape.

13010.17.2 Execution Chamber

- Photographs or any other audio or visual recordings of an execution are prohibited. However, stock CDCR photographs and videotape footage of the area are available upon request from the Communications Office.
- No camera, wireless microphone, or other recording device shall be permitted within the execution chamber area.

13010.17.3 Prohibitions

Before entering a facility, photographers, camera, and video operators shall be carefully instructed as to what cannot be filmed, photographed, video taped or video recorded. Prohibitions include photographing staff or inmates without consent and any procedure, equipment, or structure that compromises security. The photographers, camera, or video operators shall agree in writing to these conditions prior to entering a CDCR institution or facility.

Conditions

In rare instances, it may become necessary to seize film, videotape, digital videotape, floppy disks, compact disks, memory cards, memory sticks, or any other recording devices because of a clear violation of regulations on photography within CDCR institutions or facilities. For example: photographing an employee, inmate, or parolee after the employee, inmate, or parolee has refused permission, or photographing security facilities, procedures, or equipment without permission.

- Any seized film, videotape, digital videotape, floppy disks, compact disks, memory cards, and/or memory sticks, and any other recording devices shall be placed undamaged, undeveloped, and unviewed, in a secure area.
- The institution head and the Assistant Secretary, Communications, shall be notified immediately for disposition of the recorded material and/or devices.

Note: In no event shall film, audiotape, videotape, camera, or recording equipment be destroyed or harmed.

In the event of a disturbance, photographers, and videographers approved to visit an institution or facility shall not have their film, audiotape, videotape, digital videotape, floppy disks, compact disks, memory cards, memory sticks, or recording devices seized. The production may be halted at the request of the institution head or designee and personnel will be escorted to safety if the disturbance threatens the safety or security of the institution or any person. Should CDCR or another law enforcement agency have need of the recorded material in connection with any criminal, civil, or administrative investigation or proceeding, they may advise the photographer or videographer of the need for the recorded material.

13010.18 Legislative Hearings

Revised September 25, 2007

Institutions shall allow legislative hearings to be held at predetermined locations as approved by the Secretary. The areas within an institution where legislative hearings can be held shall be determined according to the number of anticipated attendees, security needed for testifying inmates, and logistics.

Some authorized areas include visiting rooms, IST classrooms, visitors' processing centers, conference rooms, boardrooms, and staff dining rooms. Gymnasiums, chapels, libraries, education facilities, as well as other areas located within secure confines, shall not be utilized.

The hearing shall be held during the hours of 6:00 a.m. and 6:00 p.m., Monday through Friday.

Cessation of some institution programs may be necessary depending upon the area scheduled for the hearing. When suspension of visiting is required, the inmate population of the institution involved shall be notified in writing as far in advance as possible.

Preparation and Processing

Once an institution hearing is approved, the legislative committee initiating the request shall designate a coordinator to work with the CDCR's Legislative Liaison.

The coordinator shall make a formal request for any CDCR report, file, or other data needed at the hearing. The coordinator shall also provide the Legislative Liaison with the names of legislators, consultants, staff, and witnesses who will be in attendance.

The Legislative Liaison shall provide the coordinator a copy of any pertinent, public CDCR regulations relative to security and logistical concerns including the type of clothing not allowed on institution grounds and the permissible capacity of the designated hearing area to be used.

The institution shall make every reasonable effort to assist with the set up of seating, but are not obligated to furnish equipment, props, staff resources (other than security), or make any physical plant modifications for the hearing.

During the hearing, the legislative sergeant-at-arms shall coordinate all activities with the institution head or a designee. The institution head shall have the authority and responsibility for all matters relating to security and processing. The sergeant-at-arms shall act primarily as a liaison between the committee's chairperson and the institution head.

If the hearing requires inmate testimony, the hearing shall be scheduled in an area indicated above that will provide reasonable access to and from the inmate's housing unit. If the hearing requires the presence of inmates housed in a Level IV security housing unit or condemned row facility, the hearing shall be held in an approved area that provides the highest degree of security.

Classification and Processing of Attendees

The number of attendees shall never be allowed to exceed the established occupancy capacity of the designated hearing area.

All tours of an institution shall be conducted in accord with DOM, Chapter 1, Article 14.

Prospective attendees shall be classified in one of the following categories and processed accordingly:

- **ELECTED OFFICIALS**--This category of persons includes the Governor, Lieutenant Governor, Attorney General, United States Senators, and members of the United States House of Representatives, as well as State Legislators and other California Constitutional Officers. Elected officials shall:

- Be processed promptly upon their arrival and shall not be subjected to search or other visitor processing requirements except as outlined in DOM Chapter 5, Article 42 (Visiting) DOM Sections 54020.5 – 54020.6.
- Be afforded, upon request, access to any portion of the facility provided they are escorted. No arrest history inquiries shall be done for dignitaries.
- Be required to sign the visitors' register and present an official photo identification card when entering and leaving the institution, and shall be accompanied by sworn staff at all times.

In cases of immediate need, and upon notification by the Secretary in writing, any prohibitions within this Article regarding elected officials may be suspended in the interest of public understanding of the CDCR operations and responsibilities.

- **MEDIA REPRESENTATIVES**--This group of persons includes any print, wire service, or broadcast reporter and corresponding technical crew, transcriber(s) of the proceedings, persons affiliated with the elected officials in an official capacity, and the sergeant-at-arms. Other persons may be assigned to this group as determined by the institution head. Media representatives:

- Shall be required to sign the visitors' register and present verification of their employment.
- Shall be processed in accordance with the same rules and procedures pertaining to other visitors.
- Shall be subject to reasonable limitations as determined by the institution head, there shall be no restriction on the type, size, or amount of equipment allowed unless the institution head determines that such equipment would threaten the safety of the institution or would unduly impede normal operations. All equipment shall be searched for contraband.
- Shall make sure that photographers and camera operators be instructed carefully as to what cannot be filmed, photographed, or otherwise recorded prior to entering an institution. Prohibitions include photographing staff or inmates without their written consent and any procedure, equipment, or structure that may compromise security.

- May be granted a limited tour of nonsecure areas of the institution provided they have been cleared by an arrest history inquiry, do not tour with the elected officials, and are escorted by available institution staff.
- **LEGISLATIVE STAFF**--This group of persons includes any transcriber(s) of the proceedings, persons affiliated with the elected officials in an official capacity, and the sergeant(s)-at-arms. Legislative staff:
 - Shall be required to sign the visitors' register and present verification of their employment.
 - Shall be processed in accordance with the same rules and procedures pertaining to other visitors.
 - May accompany the officials by whom they are employed on any tour of the institution in all areas approved for tour by the institution head or not otherwise prohibited by CDCR regulations or policies, or may tour any areas of the institution separately from the officials as approved by the institution head, and escorted by available institution staff.
- **WITNESSES**--Witnesses are those inmates, parolees, or ex-felons who have been subpoenaed by the legislative committee and other persons invited by the committee. Such other persons may include family members including registered domestic partners, victims of crimes, expert or technical advisors, and past or present employees of CDCR, all of whom must have received written verification of the committee's directive to appear. Witnesses are subject to the following:
 - Witnesses who have been subpoenaed to testify shall be allowed to attend. The institution head shall decide the appropriateness and degree of restraint and security needed for inmates. For those inmates who would pose a clear threat to the safety of persons attending the hearing, the Secretary may approve use of the two-way audio/video communication system in lieu of the inmate's actual appearance.
 - Inmates who have been subpoenaed to testify shall not be allowed into the hearing area until the time he or she has been scheduled to appear. Prior to entering the hearing room, all inmates shall be searched and be properly attired in State-issued clothing. Inmates shall have no contact with other persons in attendance, be closely supervised, and be strictly limited to the hearing area at all times.
 - All witnesses except current CDCR employees shall be processed in accordance with same rules and procedures pertaining to other visitors to the institution.
- **INTERESTED PERSONS**--All other persons not mentioned above shall be considered interested persons and shall be subject to the following:
 - All interested persons shall be allowed to attend unless there are circumstances to indicate the person would pose an imminent threat to the safety and security of the facility.
 - Interested persons attending the hearing shall not be allowed to tour the facility nor have contact with any inmate. Interested persons shall be processed in accordance with the same rules and procedures pertaining to other visitors to the facility pursuant to CCR 3170 through 3179.

Exclusions

Because access must be restricted due to the established occupancy capacity, exclusions, if necessary, shall be made, first on a voluntary basis. If further measures are required, access shall be denied to those individuals identified as interested persons. When the hearing involves public comment, the institution head may prioritize access by interested persons over media representatives and may designate one or a limited number of accredited pool reporters to cover the event.

13010.19 Revisions

The Assistant Secretary, Office of Public and Employee Communications, or designee shall be responsible for ensuring that the contents of this Article are kept current and accurate.

13010.20 References

CCR Title 15, Division 3, §§ 3010, 3141, 3170 - 3179, 3260 - 3262, 3402(a), and 3450.

Government Code § 9027.

Civil Code § 1798, et seq. (Information Practices Act).

Government Code § 6250, et seq. (Public Records Act).

Cal. Const. Art. 1, sec. 1 (Right to Privacy).

Cal. Const. Art. 1, sec. 3 (Right to Information).

ARTICLE 14 — COMMUNITY RELATIONS

Revised March 14, 1995

13020.1 Policy

The goodwill of the public is important to the Department, each facility, each parole region, and each employee.

13020.2 Purpose

- This section designates employee responsibility in representing the Department in the community, and describes practices to encourage and maintain good community relations.

13020.3 Definition of Community Relations

Community relations is the function of promoting positive interaction between the correctional community and the public in an effort to educate and develop public awareness. It is through better understanding of the Department's mission that public confidence will be increased.

13020.4 Community

Community as used in this section refers to the general public, local, and State government bodies, employee organizations, special interest groups, and community organizations. The Department, its divisions, facilities, and units deal with many different, though frequently overlapping communities.

Examples of communities with which the Department is involved include, but are not limited to, the following:

- The State, counties, and cities.
- Employees of the Department.
- Law enforcement personnel at the State, county, and local levels.
- Legal groups.
- Taxpayers groups.
- Religious organizations.
- Medical associations.
- Labor unions.
- Chambers of commerce.
- Schools.
- Neighborhoods.
- Athletic organizations.
- Entertainment groups.
- Service organizations.
- Special interest associations.

Each group has its own viewpoint, interests, needs, and background. Each group is influenced by and influences other groups. Together with other groups, they make up the general public of a nation, state, county, city, or town.

13020.5 Policy Decisions and Operating Procedures

The Department and its units were created and are maintained by the public to perform a task for the public. Policies and procedures of the Department, its divisions, facilities, and units shall be designed to serve the public's interest. The effect of proposed policies and procedures on all public groups shall be carefully analyzed. Care should be used to ensure that steps taken to provide a service to one group does not harm some other group. In the event of conflict, alternative policy or procedure shall be sought to resolve it. If the conflict cannot be resolved and action is necessary, the alternative providing either the greatest good for the largest public group or the least inconvenience for the smallest public group shall be pursued.

13020.6 Public Inconvenience

Any policy or procedure which results in, or could appear to result in any of the following, shall be reexamined:

- Excessive noise.
- Smog, smoke, dust, bad odors, or other air pollutants.
- Dirt.
- Pollution of water.
- Traffic jams.
- Dangerous, unhealthy, or unsightly conditions.
- Unlawful discrimination, including harassment, on the basis of race, religious creed, color, national origin, ancestry, physical or mental

disability, marital status, sex or sexual orientation, political affiliation, or age.

- Misuse of money, manpower, or resources.
- Brutality to or coddling of prisoners.
- Competition with business or labor.
- Favoritism to or discrimination against certain suppliers.
- Embarrassment to friends or relatives of inmates, to visitors, to passersby, or to nearby residents.

13020.7 Unfavorable Public Reaction

Policies or procedures that unexpectedly cause an unfavorable public reaction shall be reexamined as soon as brought to the attention of the Department, division, facility, or unit. Every effort consistent with the public interest shall be made to correct the situation as quickly as possible.

13020.8 Community Relations Representatives

The employees of the Department are the greatest single resource for building good relations. Every employee is a community relations representative both on and off-duty. Employees shall be properly informed, through IST and other appropriate means, of departmental and facilities or divisional philosophies and practices. Employees are regarded as experts in all phases of correctional work by those with whom they come in contact; therefore, it is important that they understand the reasons behind the practices of the Department and its broad organization, as well as the position in which they are employed.

The designated staff liaison for community-related activities shall be the Community Resource Manager (CRM).

13020.9 Facility Activities

Wardens or RPAs, through the facility/regional CRMs and PIOs, shall coordinate all facility/regional activities which are a part of this section unless those responsibilities have been designated as the sole responsibility of the Warden or RPA by statute or regulation.

Citizens Advisory Committee

Each facility/parole region shall organize a Citizens Advisory Committee whose primary objective shall be to promote communications between the facility/region and the community. The role and function of these committees are further defined in DOM 31040, Volunteers.

Positive programs to maintain premises well-kept and attractive shall be followed.

Reputable citizens of the community shall be encouraged to come to the facility. Good community relations cannot exist when the facility is a place of mystery, set apart from the community.

Reception of visitors shall be cordial and businesslike. Employees shall be courteous, pleasant, neat, helpful, and efficient.

Appropriate, identifiable parking shall be provided for visitors where possible. In the planning of any event expected to attract large numbers of visitors, adequate parking space shall be arranged.

The parking area shall be supervised. If the event may cause traffic problems off the grounds, the CHP and/or other appropriate agencies shall be notified in advance.

Employees shall not act as traffic officers on highways off Department property.

Employees shall be sensitive to possible misunderstandings by visitors. Where the possibility of misunderstandings exist, care shall be taken that an adequate explanation is made. Employees regularly meeting the public, conducting tours, or escorting groups shall make a particular effort to stay informed in order to make an effective presentation and provide accurate, complete answers to questions.

13020.9.1 Visits by Other Departments/ Agencies

In the case where a facility requests the services of other departments or agencies, or those departments or agencies request an official visit as part of their official duties, to interview staff or inmates, or to do follow-up work to ensure compliance with legal requirements, the facility shall make every effort to assist those individuals in completing their assignment.

Examples of visitors of other departments or agencies include, but are not limited to, employees of:

- State DOJ, Law Enforcement Division (investigators, forensic scientists, fingerprint specialists).
- DHS (environmental health specialists, vector, and sanitation experts).
- The Board of Prison Term (commissioners and Deputy Commissioners) if hearing cases in a special housing unit.

- The Legislative Analyst.
- The DOF.
- Auditors.
- DA investigators.
- Coroners.
- FBI agents.
- Court monitors.

If the visitor(s) is doing follow-up work or interviewing staff or inmates, the visiting department or agency shall notify the office of the Warden at least 24 hours in advance of the visit date and delineate the time of arrival and purpose.

The Warden, or designee, shall ensure the necessary gate clearance is forwarded to the gate officer.

Visitors shall be required to produce official identification and a standard search will be conducted.

Visitor Clearance

The Warden's office shall ensure that the visitor or visiting group is assigned a staff member to escort the visitor(s) while at the facility. The staff escort shall remain with the visitor(s) during the entire stay in the facility. The staff escort may be from sworn, non-sworn, or other personnel assignment.

Equipment

If the visitor has equipment that is required to complete their task, proper security of that equipment shall be maintained during the entire visit.

If necessary because of the size/weight of the equipment or weather conditions, transportation shall be provided by the facility to the area of the visit if possible.

Parking shall be provided.

13020.10 Tours

Service clubs, trade associations, labor unions, educational groups, and other civic organizations shall be encouraged to visit facilities and community correctional centers. Arrangements for group tours may include providing meeting facilities for the groups.

Facilities, camps, and community correctional centers may set aside a regular time one day each week for a conducted tour of individuals. These individuals shall be treated as a group.

- Facilities where the small number of individual requests or other reasons make weekly tours impractical may set aside one or two days a month for such tours.
- Spouses or other close relatives of employees may be conducted on a tour as a group at least annually.

TAC

TACs provide an important public information and community relations opportunity. Special efforts shall be made to keep the committees accurately informed through special tours and visits to the various trade areas.

TACs shall be encouraged and assisted in the preparation of special articles for trade publications covering their appropriate fields.

Distinguished Visitors

Distinguished visitors assist the Department in being visible to the community. Distinguished visitors include: the Governor, Lieutenant Governor, Attorney General, U.S. Senators and Congressmen, State Legislators, foreign dignitaries, noted authors, and other national, State, and local officials. The Director shall be notified, when appropriate, of the impending visit of a distinguished visitor. In the event of a visit by the Governor, Lieutenant Governor, Attorney General or a State Legislator, a full written report of the visit shall be made promptly to the Director, with a copy to the Assistant Director, LLO. The report shall include the purpose of the visit, together with any comments or other information that may assist the Director in making any necessary response.

State Legislators, and other elected California Constitutional Officers shall be permitted to visit and tour facilities, camps, and community correctional centers without prior notice. Appropriate escorts shall be provided. All reasonable access and cooperation shall be given. Access for such officials may be denied only during emergencies, with the approval of the Director. Guests accompanying elected officials may be denied access in absence of prior approval by the Warden, or RPA.

An appropriate personal escort from either the YACA or CDC shall be provided for nonpublic tours of institutional facilities for the Legislature, Lieutenant Governor, State Controller, Secretary of State, State Treasurer, State Insurance Commissioner, State Superintendent of Public Instruction,

State Attorney General, members of the State BOE, elected city and county officials, and candidates for political office and members of their staff.

A separate tour may be arranged for the news media and other members of the public through the office of the Warden, or RPA, according to provisions of DOM 13010.

13020.11 Grand Juries

PC 919 and 921 entitle Grand Juries to free access, at reasonable times, to the public prisons within their county for the purpose of inquiring into the conditions and management of these prisons and to examine public records. Each Warden shall, therefore, extend an invitation, at least once a year, to the Grand Jury of the county in which their facility is located. Such visits shall be coordinated with the BPT' schedule when possible and where practical.

Visits shall be scheduled as soon as possible after the impaneling of each new Grand Jury.

When visits to a facility are initiated by the Grand Jury, employees shall be made available as necessary to guide, orient, or otherwise assist the Grand Jury. A report of such visit shall be made to the Director.

13020.12 Exhibits

Exhibits depicting the activities of the Department, divisions, facilities, units, and the work or training involving inmates, may be displayed in Department facilities.

Properly planned and prepared exhibits (not including inmate handicraft) may also be displayed at conventions, banquets, and other appropriate locations where they may be helpful for educational or recruitment purposes. Care shall be taken that no commercial sponsorship or endorsement is stated or implied.

13020.13 Facility Participation in Community Activities

The facility may participate in some community activities either as a State agency or as a group of employees or inmates.

- Activities as a State agency (staff/inmates) can include, but are not limited to, the following:
 - Community service work crews.
 - Mutual aid, police, and fire agreements.
 - Provisions for informative material and speakers to schools, colleges, civic groups, and other organizations.
 - Appropriate assistance in the prevention of delinquency and crime.
 - Arts work crew.
 - Vocational shop repairs and construction products.
- Activities as a group of employees or inmates may include, but are not limited to, the following:
 - Participation in charity drives and blood donations.
 - Sponsorship of athletic teams, scout troops, or cultural groups.
 - Formation of employee teams, bands, and orchestras.
 - Sponsorship, support, and supervision of youth activities aimed at instilling good citizenship.

13020.14 Employee Participation in Community Activities

Employees shall be encouraged to participate in community functions. While the job shall come first, such encouragement shall include changes in duty time or days off (when possible), for employee participation in specific community events.

Employees seeking approval to represent the Department in public appearances shall submit a request in writing to the Warden or RPA.

- The request shall include a complete description of the type of event, purpose, size of the audience, date of the event, and topics to be discussed.
- When a speaking engagement has been completed, the employee involved shall submit to the PIO a written summary of the event including:
 - Evaluation of the audience response.
 - Number of people present.
 - Presence of news media representatives.

13020.15 Revisions

The Assistant Director, Communications, or designee is responsible for ensuring that the contents of this section are kept current and accurate.

13020.16 References

PC §§ 919, 921, and 5056.

CCR (15) (3) §§ 3260 - 3265.
DOM §§ 13010 and 31040

ARTICLE 15 — INFORMATION PRACTICES

Revised July 16, 1996

13030.1 Policy

Information in all records and files of the Department which pertains to inmates, parolees, employees, or other persons shall be collected, maintained, amended, and disclosed in conformance with the IPA of 1977 and subsequent amendments.

13030.2 Purpose

This section specifies staff responsibility for the collection, maintenance, amendment, and disclosure of information in keeping with the right to privacy of inmates, parolees, employees, or other persons.

13030.3 General Review

When a request to disclose information from a departmental record, or to receive copies of information, is received, employees shall look first to the provisions of the DOM 13040 to determine if the information is in a public record. If the information is disclosable as a public record, and the record contains personal information, employees shall look to the provisions of this section to determine if the information is exempt from disclosure.

13030.3.1 Training

All employees shall be provided general training regarding the policies, procedures, and regulations governing the collection, maintenance, use, disclosure, and destruction of personal information. Only those employees with a "need to know" shall be permitted to have access to departmental records containing personal information.

13030.4 Definitions

Access

An individual's right to see their own records, or an individual's right to permit an agent, on their behalf, to review the individual's records.

Agency

Every state office, officer, department, division, bureau, board, commission, or other state entity exclusive of the following:

- The California Legislature.
- Any agency established under Article VI of the California Constitution.
- SCIF, except for any records which contain personal information about employees of SCIF.

Agency includes any local agency as defined in GC 6252(b).

Caseworker

A CC-I or PA-I.

Commercial Purpose

Any purpose which has financial gain as a major objective. It does not include the gathering or dissemination of newsworthy facts by a publisher or broadcaster.

Confidential Information

Information, other than exempt personal information, that is withheld from disclosure as a public record under DOM 13040.17 (Also see **Exempt** in this section).

Data Subject

See **Individual** in this section.

Department Employees

Full-time and part-time civil service and exempt employees, student assistants, aides, contractual persons/entities, consultants, or anyone whose duties with CDC require or permit the use of records or information about other individuals.

Disclose

To divulge, release, transfer, disseminate, or otherwise communicate all or any part of any record orally, in writing, or by electronic or any other means to any person other than the one about whom the information is kept.

Examine a Record

The physical audit of a record by a departmental reviewer prior to an inspection or disclosure to determine if the record contains exempt personal information.

Exempt

Personal information that may, by law, be withheld from the individual to whom it pertains. This was formally referred to as confidential information (Also see **Confidential Information** in this section).

File

See **Record** in this section.

Government Entity

Any branch of the federal government or of state or local government as defined in GC 6254(b).

Individual

Any natural person about whom CDC maintains any personal information.

Inspect a Record

The act of physically reviewing a record by the person about whom the record is kept or their authorized representative.

Person

Any natural person, corporation, partnership, firm, association, or government entity.

Personal Information

Any information that is maintained by an agency which identifies or describes an individual, including, but not limited to, an individual's name, social security number, physical description, home address, home telephone number, education, financial situation, and medical or employment history, including statements made by, or attributed to, the individual.

Record

Any records system or grouping of information about an individual that is maintained by CDC by reference to an identifying particular, such as an individual's name, photograph, finger or voice print, or a number or symbol assigned to the individual. This includes all records systems maintained by CDC.

Records System

Any grouping of records which pertains to one or more individuals maintained by CDC from which information is retrieved by an individual's name, photograph, finger or voice print, or a number or symbol assigned to an individual.

13030.5 Responsibility: Office of Information Practices (OIP)

OIP operates under the direction of the Executive Officer of the SPB. Its functions include, but are not limited to, the following:

- Assist an individual in identifying and accessing records which may contain information about the individual.
- Develop administrative guidelines and assist state agencies in implementing the IPA's provisions.
- Investigate alleged violations of the IPA.
- Mediate disputes arising under the IPA.
- Report uncorrected violations of the IPA to the Governor, the Legislature, and the appropriate law enforcement agency.

13030.6 Responsibility: Departmental IPA Coordinators

CDC's IPA Coordinator, located in the BSS shall:

- Ensure that CDC complies with the provisions of the IPA.
- Act as liaison with the OIP.
- Provide training to those persons designated as local IPA liaison personnel.
- Collect information on records systems from all CDC units that keep personal information for submission of necessary reports to the OIP as required by law.
- Coordinate individual requests for personal information to the appropriate CDC division, facility, or office.
- Monitor record keeping practices of offices where personal information is collected, maintained, and disclosed.

PIA

The PIA's IPA coordinator, located in the Personnel and Training Unit, shall:

- Ensure that PIA complies with the provisions of the IPA.
- Act as liaison with the OIP.
- Collect information on record systems from all PIA headquarters units and PIA facility factories that keep personal information for submission of necessary reports to the OIP as required by law.
- Coordinate individual requests for personal information to the appropriate staff.

- Monitor record keeping practices of office where personal information is collected, maintained, and disclosed.

13030.7 Responsibility: Local IPA Liaison Personnel

Local IPA liaison personnel shall be the personnel manager from each facility, a unit/section chief from each headquarters division, or a staff services analyst or above from each regional parole office. Their duties shall include:

- Ensure that their division, parole region, or facility complies with all provisions of the IPA.
- Act as liaison with the departmental IPA coordinator.
- Coordinate individual requests for personal information to the appropriate office within their division, parole region, or facility for response.
- Monitor record keeping practices of offices where personal information is collected, maintained, and disclosed to ensure compliance with CDC practices.

13030.8 Responsibility: CCRM

CCRM shall review the fingerprint card responses from State DOJ for persons appointed to positions which allow access to inmate records or EDP terminals usable to access electronically stored inmate records.

13030.9 Responsibility: All Employees

Employees responsible for the creation, use, maintenance, amendment, dissemination, and/or destruction of records containing any personal information shall take all necessary precautions to ensure that proper administrative, technical, and physical safeguards are established and followed in order to protect the confidentiality of those records and to preclude disclosure of personal information to unauthorized persons.

Shall

All CDC employees who collect, use, maintain, amend, disseminate, and/or destroy personal information shall:

- Make every reasonable effort to respond promptly to inquiries and requests by persons desiring to receive or review personal information.
- Assist persons who are seeking personal information to make their inquiry specific and descriptive enough to facilitate locating the records requested.
- Respond, in a courteous and business like manner, to inquiries from persons seeking to review, obtain copies of, amend, correct, or dispute personal information kept by CDC.

Shall Not

CDC employees who collect, use, maintain, amend, disseminate, and/or destroy personal information shall not:

- Require individuals to disclose personal information which is not necessary and relevant to the lawful state function for which the employee is responsible.
- Improperly disclose personal information relating to any individual to any unauthorized person. The improper disclosure of personal information is cause for an adverse action, and it may subject the employee and CDC to legal action (See DOM 13030.33 for further information).
- Seek or use personal information relating to others for any purpose other than the lawful purpose for which it is collected. The intentional violation of this requirement is cause for an adverse action, and it may subject the employee and CDC to legal action (See DOM 13030.33 for further information).

13030.10 Validity of Information

Every employee who collects, maintains, or receives personal information shall make reasonable efforts to ensure that the information is accurate, timely, relevant, and complete.

13030.11 Notification And Reporting Requirements

Each local IPA liaison person shall complete and file with CDC's IPA Coordinator a fully complete T-SPB Form 103, Personal Records System Report. The steps to be followed to allow an individual to access records, request amendments, or dispute information about themselves shall be included with each T-SPB Form 103.

CDC's IPA Coordinator shall complete and file with the OIP a completed T-SPB Form 103.

CDC's IPA coordinator shall attach to the report submitted to the OIP a copy of CDC's procedures on "How to Inspect and Correct Your Records" that shall explain the procedures to be followed by an individual wishing to access, inspect, amend, or dispute personal information kept by CDC.

Initial Report

After the initial report is filed with CDC's IPA coordinator and the OIP, only changes in the records systems and/or procedures need to be reported. If no changes have been made in the records system or procedures since the last previous report, a statement that there has been no change is sufficient. For this purpose, CDC Form 1020, IPA Notices of Records System Titles, shall be used and submitted. The local IPA liaison person shall compile and submit their respective reports to CDC's IPA coordinator by March 1 of each year. By March 31, CDC's IPA coordinator shall compile and forward CDC's report to the OIP.

CDC's IPA coordinator may report new records systems or changes anytime during the year to OIP.

Once the annual report is filed with the OIP, CDC's IPA coordinator shall forward copies of the report to the Assistant Director, Communications, headquarters, and to all offices and/or units reporting that they keep personal information.

13030.12 Notice To Individuals

When CDC collects personal information from individuals, by any means, including the use of forms, a CDC Form 1023, IPA Privacy Statement, shall be given to these individuals.

13030.12.1 Content Of Notice

The notice shall cover all of the following:

- The CDC name.
- The title, business address, and telephone number of CDC official who is responsible for the system of records and who shall, upon request, inform an individual regarding the location of his or her records and the categories of any persons who use the information in those records.
- The authority, whether granted by statute, regulation, or executive order, which authorizes the maintenance of the information.
- With respect to each item of information, whether submission of such information is mandatory or voluntary.
- The consequences, if any, of not providing all or any part of the requested information.
- The principal purpose or purposes within CDC for which the information shall be used.
- Any known or reasonably foreseeable disclosure which may be made of the information.
- The individual's right to inspect records containing personal information which is maintained by CDC.

13030.12.2 Notice Methods

This notice shall be given by one of the following methods:

- A notice printed directly on the form requesting information.
- A written policy provided to the person with the form requesting information.
- A CDC Form 1023, filled out and given to the source person.

This notice shall be given at each contact when personal information is requested. When contact is of a regularly recurring nature, an initial notice followed by a periodic notice at not more than one-year intervals shall satisfy this requirement.

13030.12.3 Exceptions To Notice Requirements

This notice requirement shall not apply to the following:

- Any enforcement document issued by an employee of a law enforcement agency in the performance of his or her duties wherein the violator is provided an exact copy of the document.
- Any accident reportable under the Vehicle Code (VC) when the parties of interest may obtain a copy of the report pursuant to VC 20012.
- CDC requirements for an individual to provide his or her name, identifying number, photograph, address, or similar identifying information, if this information is used only for the purpose of identification and communication with the individual by CDC, except that requirements for an individual's social security number shall conform with the provisions of the Federal Privacy Act of 1974 and subsequent amendments.

13030.13 General Requirements For Information Collection

To the greatest extent possible, personal information shall be collected directly from the subject of the inquiry rather than from another source. All information collected must be relevant and necessary to accomplish the lawful purpose for which it is collected.

Reasonable efforts shall be made to ensure that all information about an individual is timely, accurate, relevant, and complete.

13030.13.1 Inaccurate Information

The CDC shall correct, update, withhold, or delete any portion of a record that CDC knows, or has reason to believe, is inaccurate before transmitting or communicating the information to an agency outside of state government.

13030.13.2 Record Of Information Sources

When information is collected from an origin other than the individual about whom it is collected, a record shall be made of the information source. The record of the source shall be made available to the individual when they inspect the record. The document to be used in recording the origin of personal information shall be CDC Form 1022, IPA Record of Sources. For exceptions see DOM 13030.13.3.

13030.13.3 Exception To Disclosing A Source Of Information

When the personal information is contained in a document and the individual about whom the information is being collected is given a copy of that document, the origin of the document need not be listed on the IPA Record of Sources. The identity of a source need not be recorded when the source is in a non-supervisory relationship with the individual and the information is given with the promise of confidentiality during an investigation of:

- An applicant for public employment or a state license.
- A grievance or complaint.
- A suspected civil offense.

See DOM 13030.19 and 13030.20 for further information.

13030.13.4 Using Inmates To Collect Personal Information

Inmates in assignments where they will type, file, or otherwise handle any non-confidential information pertaining to another inmate shall comply with all State IPA requirements.

13030.14 Conditions Of Disclosure

Records containing personal information may be disclosed or transferred only under the following conditions:

- To the individual to whom the information pertains, unless the information is exempt from access to the individual (See DOM 13030.19).
- To other persons with the prior written, voluntary, and timely consent of the individual to whom the record pertains, if the information is not exempt from access and the consent to disclose has been obtained within 30 days before the disclosure or within the time limit specified in the written consent. The CDC Form 1021, IPA Voluntary Consent to Release Personal Information, shall be used for this purpose.
- To the guardian or conservator of the individual, or a person representing the guardian or conservator, if it can be proven with reasonable certainty that such person is the authorized guardian or conservator of the individual, or their authorized representative.
- To an employee of CDC, as long as the disclosure is necessary for the performance of the employee's official duties and the use to be made of the information is related to the purpose for which the information was obtained.
- To another State agency, when the disclosure is necessary for that agency to accomplish its constitutional or statutory mission and use of the information shall be compatible with a purpose for which the information was obtained.
- To any person where the disclosure is in accordance with the PRA (GC 6250, et seq.) and DOM 13040.
- To a governmental entity when required by State or federal law.
- To a person for statistical research or reporting purposes if adequate written assurance is obtained that the information shall only be disclosed in a form that will not identify any individual.
- To a person when compelling circumstances exist which affect the health or safety of an individual as determined by the agency maintaining the information, unless the disclosure conflicts with state or federal laws. Upon disclosure the individual to whom the information pertains shall be notified in writing through their last known address.
- To the California State Archives (CSA) as a record which has historical or other value which warrants its preservation by the State.
- To the Director of General Services, or their designee for evaluation to determine if the record may have further administrative, legal, or fiscal value.

- To any person pursuant to a search warrant [except that compliance with PC 832.7 shall be required for the record of a peace officer employee].
- To any person pursuant to the VC 1800, et seq.
- To any person for verification of eligibility and authorization for payment of government health care service claims pursuant to the W&I 1000, et seq.
- To a law enforcement agency when required for investigation of criminal activity unless such disclosure is otherwise prohibited by law. If the request is from a DA, the information shall be disclosed within ten days unless a court determines that the disclosure is not in the public interest or for good cause.
 - C-Files (excluding medical, psychiatric, and confidential) are accessible to the DA or designee upon request, pursuant to GC 6263.
 - Physical access by the DA or designee to medical and psychiatric files is prohibited, pursuant to PC 1543 through 1545 and W&I 5328.01, unless a court order from the court in the county where the files are located has been obtained or release authorization has been obtained from the inmate/parolee whose file is being sought.

The DA or designee is permitted to obtain copies of medical reports/records of the victim(s) and assailant(s) related to any in-custody incident(s)/ assault(s) committed by inmates and subject to possible DA prosecution.

- The DA or designee is authorized to review Confidential files in the presence of designated facility staff to determine whether there is sufficient available information to file criminal charges for in-custody misconduct, (i.e., staff assault/inmate assault).

Requests by the DA or designee for copies of Confidential documents necessary to prosecute in-custody crimes shall be forwarded to the Warden or designee for authorization to release. Confidential documents identified by the Warden or designee as endangering the safety and security of staff, inmates, or the facility and/or deemed too sensitive for release to the DA or designee will not be released without a proper court order.

All other requests by the DA or designee for access to Confidential files to assess information for possible prosecution of crimes occurring in the community will be reviewed by the Warden or designee on a case-by-case basis. The Warden or designee shall factor the need of the DA or designee to obtain relative information and the need to ensure the safety and security of staff, inmates, and the facility.

In the event the DA or designee discovers exculpatory information in the Confidential file during their initial review, or any subsequent review, the DA or designee shall immediately notify the Warden or designee of the discovery and the DA's duty to disclose the exculpatory information to the defense per PC. The DA or designee shall notify the Warden or designee prior to disclosure of such information to the defense in order for the Warden or designee to determine any possible safety concerns and take appropriate action.

Subpoenas for inmate and parole records shall be referred, in accordance with DOM 14010.6.3 to the appropriate Attorney General's (AG) Office identified in DOM 14010.13. Any questions regarding subpoenas or court orders for inmate/parolee records should also be directed to the local AG's office.

- To a person or government entity to the extent required to obtain information from that person or government entity, when necessary for an investigation of a failure to comply with a specific law which CDC is responsible for enforcing.
- To the OIP with the written, voluntary, and timely consent of the individual when necessary for an investigation of a complaint regarding the IPA or for mediation of a dispute.
- To an adopted individual if the information is limited to the general background of the individual's natural parent and does not include or reveal the identity of the natural parent.
- To a child or grandchild of an adopted individual if the information is limited to medically necessary information pertaining to the adopted individual's natural parents and does not include or reveal the identity of the natural parents.
- To a committee or member of the Legislature with the written, voluntary, and timely consent of the individual.
- To the University of California or a nonprofit educational institution conducting scientific research when the request includes the following:

- The need for the information.
- Procedures protecting the confidentiality of the information.
- Assurance that the identity of the individual shall not be disclosed in an individually identifiable form.
- To an insurer if authorized by VC 10900, et seq.
- To any person when the court issues a subpoena duces tecum or other compulsory legal process for the following:

Note: Before disclosure, if notification is not prohibited by law, CDC shall reasonably attempt to notify the individual to whom the information pertains.

- A peace officer employee's record. It may be necessary to consult with the LAD, CLU, prior to disclosing a peace officer employee's record because of the restrictions imposed by PC 832.7 (See DOM 14010.6.10.2 for further information).
- Other employee's records. Only the documents specifically named shall be disclosed (See DOM 14010.10.1 for further information).
- An inmate's/parolee's record. Only the C-File shall be provided unless the court specifies other records by title.

13030.15 Accounting For Disclosures

Each operational unit within CDC, including headquarters, division offices/sections/ units, field offices, facilities, and parole regions, shall keep an accurate accounting of the date, nature, and purpose of each disclosure made under the following circumstances:

- To persons or government entities when required by them to perform their constitutional or statutory duties. The use must be compatible with a purpose for which the personal information was collected.
- To a governmental entity when required by State or federal law.
- Under compelling circumstances which affect the health or safety of an individual.
- Under a subpoena, court order, or other compulsory legal process.
- Under a search warrant.
- To a law enforcement or regulatory government entity when required for an investigation of unlawful activity or for licensing, certification, or regulatory purposes, unless otherwise prohibited by law.
- To a person or government entity to the extent necessary to obtain information from the person or entity as necessary for an investigation by the person or entity of a failure to comply with a specific state law which that person or entity is responsible for enforcing.

Also Include

The accounting shall also include the name, title, and business address of the person or government entity to which the disclosure was made. Routine disclosures pertaining to crimes, offenders, and suspected offenders to law enforcement or regulatory government entities of federal, State, and local government require an accurate accounting. However, if disclosure is made to a government entity when required by state or federal law, it shall be sufficient to record the date of disclosure, the law enforcement or regulatory government entity requesting disclosure, and the purpose of the disclosure (e.g., investigation, licensing, certification, or regulatory purposes).

A CDC Form 819, IPA Personal Information Disclosure Log, shall be used to record disclosures. It shall be retained in the individual's file for three years from the date of disclosure or until the record is destroyed, whichever is earlier. The individual about whom information is disclosed is entitled to inspect this document, except information that is exempt pursuant to DOM 13030.19.

13030.16 Access To Records

July 23, 1997

Each individual has the right to inquire and be notified whether CDC maintains a record about him or her. Any inquiry shall specify the name and title of the records system as filed with the OIP. Inmates are granted access and review of information pertaining to themselves under case law (Olson v. Pope (1974) 37Cal.App.3d783, 112Cal.Rptr.579) and this section.

The individual shall be permitted to inspect and obtain an exact copy of all or any portion of any nonexempt personal information about themselves even when it might be kept under the name of another person, entity, event, or date or among other records systems.

The individual may permit another person of their choosing to inspect all nonexempt personal information in a record and have an exact copy of all, or any portion, of the record. The individual must sign a CDC Form 1021, before such disclosure may be permitted.

The individual shall be permitted to inspect the accounting of disclosures made in accordance with this section, except that exempt information contained in the accounting shall be withheld.

13030.16.1 Availability Of Procedures To Access Records

Upon written request, the office with the individual's record shall furnish the requester a copy of CDC's procedures to be followed to gain access to or amend a record (For a model, see "How to Inspect and Correct Your Records.")

The information contained in this form shall include the following:

- The name, title, and business address of the person to contact for each record system and to whom to appeal if all, or any part, of the request is denied.
- Whether the request needs to be in writing.
- Where and when records may be inspected in person, including the regular office hours (See DOM 13030.21 and 13030.26 for further information).
- Fees to be charged for photocopying information (See DOM 13030.26.3 for further information).
- Notice that proof of identity, such as a valid driver's license or notarized signature, shall be required when the individual's identity (or the identity of the individual's representative) is not known to the keeper of the records.
- Example of information likely to be exempt from access.
- Approximate time frames in which CDC shall:
 - Respond to a request for inspection.
 - Respond to a request for copies.
 - Respond to a request to amend a record.
 - Respond to a request to appeal a refusal to amend a record. (See DOM 13030.26, 13030.27, 13030.27.2, and 13030.28 for further information.)
- Limitation on what shall be accepted as a rebuttal to information in the record.

The individual requesting any record containing personal information shall sign an acknowledgment of penalties for requesting or obtaining records under false pretenses, CDC Form 1019, IPA Statement of Penalties.

13030.17 Processing Requests For Personal Information

Employee Records

When a request is received for personal information regarding an employee, the request shall be forwarded to the employee's immediate supervisor. The supervisor shall:

- Contact the personnel assistant who maintains the employee's file.
- Request the file be examined for exempt information.
- Request that exempt information be properly identified and protected from disclosure in keeping with this section.
- Request that all nonexempt disclosable information be made available for the employee's inspection, or for inspection by the employee's authorized representative (See DOM 13030.14 for further information).
- If the information is exempt from disclosure, notify the requesting party that CDC can not comply with the request to disclose the information.

Particular attention shall be given to requests for personal information about peace officer employees because of the restrictions imposed under PC 832.7 (See DOM 14010.15.1 for further information).

It may be necessary to contact CDC's LAD, CLU, for guidance concerning the disclosure of peace officer employee records.

Inmate/Parolee Records

When a request is received for personal information regarding an inmate or parolee, the request shall be forwarded to the caseworker assigned to the case. The caseworker shall:

- Review the request to determine if the requested information is exempt from disclosure.
- If the information is not exempt from disclosure, make arrangements to disclose the information (See DOM 13030.21 for further information).
- If the information is exempt from disclosure, notify the requesting party that CDC cannot comply with the request.

13030.17.1 Denial Of Request

Any denial of a request to inspect a record shall contain the reason(s) for the denial and CDC's policy, How to Inspect and Correct Your Record relating to requesting a review of the decision to deny access to a record. Appeals of

this denial shall be the same as for an appeal of a refusal to amend a record (See DOM 13030.28).

13030.17.2 Screening A Record For Exempt Information

A CDC employee who has been trained and specifically designated (see DOM 13030.3.1 for further information) as an authorized discloser of exempt personal (formerly confidential) information shall examine all material in the file or record prior to any inspection by the requester, the requester's attorney, or any person designated by the requester. Caseworkers (for inmate/parolee records) or personnel assistants (for employee records) generally are designated to examine records for exempt personal information. The purpose of the screening is:

- To evaluate material already classified as exempt or nonexempt to reaffirm the validity of the determination.
- To classify materials as exempt or nonexempt according to the CCR 3321 and DOM 13030.19 of this manual.
- To prepare CDC Form 810, Confidential Information Listing; CDC Form 811, Confidential Information Removal Notice; or CDC Form 811-A, Confidential Information Removal Notice.
- To ensure that all exempt material is removed from an employee's file or is placed in the Confidential Material Folder for inmate/parolee C-files, so as not to be improperly disclosed (See DOM 13030.3 and 13030.18 for further information).

13030.17.2.1 Identifying Exempt Information

When an employee feels a document in an inmate/parolee C-file contains exempt personal (formerly confidential) information, the document shall be forwarded to a staff person at the level of Correctional Counselor III (CC-III), Parole Agent III (PA-III), or higher, with a recommendation for approval of the designation of "Confidential." The staff person approving the designation shall ensure that the document is handled as required in DOM 13030.17.4.

- An employee who feels a document should be designated "Confidential" shall hand deliver the document to the CC-III/ PA III, if feasible. If not, follow instructions in DOM 13030.31.

13030.17.2.2 Classification Committee Review

Every classification committee shall review the documents in the Confidential Material Folder of each case being considered. If the designation of "Confidential" assigned to any document is no longer warranted, the document shall be reclassified. The classification committee chairperson shall ensure that the procedures for returning declassified documents to their assigned place in the C-file, as outlined in DOM 13030.17.4, are followed.

13030.17.3 Difference Of Opinion About Confidential Designation

When the examiner disagrees with a prior designation of confidential or non-confidential, the examiner shall forward the document to the appropriate staff person for designation or declassification as outlined in DOM 13030.17.2.1.

Where a difference of opinion cannot be resolved in this manner, the examiner shall refer the matter to their immediate supervisor in headquarters, to the associate Warden in a facility, or to the assistant RPA in a parole region. When a significant and consequential difference of opinion between staff cannot be resolved, the matter shall be referred to the Warden, RPA or (in headquarters) the deputy or assistant director.

13030.17.4 Preparation Of Exempt Personal Information In Inmate/Parolee Records

If an entire document is classified as exempt, the originator of the document or the person designating it as confidential shall:

- Conspicuously stamp the document at its top and bottom with the word "Confidential" in red ink. If the document consists of more than one page, each page shall be so marked.
- Date and sign the designation of confidential.
- Note the document in the C-file on CDC Form 810.
- Replace the document with a completed CDC Form 811 or 811-A.
- Place the document marked CONFIDENTIAL in the Confidential Material Folder (See DOM 13030.18 for a description of the Confidential Material Folder).

Mixed Information

If a document contains a mixture of exempt and nonexempt information, the originator or the person designating it as confidential shall:

- Conspicuously stamp the document at its top and bottom with the word "Confidential" in red ink. If the document consists of more than one page, each page shall be so marked.

- Date and sign the designation of confidential.
- Cover the exempt portions and make a photocopy which shall be included in the nonexempt portion of the C-file to be disclosed.
- Place the original document containing the exempt information in the Confidential Material Folder.
- Note the exempt information on the CDC Form 810.

Leave Information

The Confidential Information Listing and Confidential Information Removal Notice shall be left in the C-file when requester inspects the C-file.

When a designation of confidential is removed from a previously confidential document, the examiner shall ensure that:

- The document is removed from the Confidential Material Folder and returned to its regular place in the C-file.
- A line is drawn through the identifying confidential designation.
- The redesignation as no longer confidential includes the date and signature of the examiner.
- The document is deleted from the CDC Form 810.
- The CDC Form 811 or 811-A is removed from the record.

Obsolete Information

Confidential Information Listing forms made obsolete by the designation, or re-designation of confidential material shall be removed from the record and destroyed and an updated Confidential Information Listing shall be inserted by the examiner.

13030.18 Confidential Material Folder

When it becomes necessary to create a Confidential Material Folder, it shall consist of a letter size manila folder clearly marked **Confidential Case Records—Central File**. It shall be marked with the inmate's/parolee's name and Departmental Identification Number (CDC number). Into this folder shall be placed all records which are, or contain, exempt personal (formerly confidential) information.

The responsibility for the preparation of the Confidential Material Folder shall rest with the originator of a document or the examiner when the first instance arises which requires the separation of exempt personal (formerly confidential) information from the main body of the C-file.

Placement of Folder

The Confidential Material Folder shall be attached to the inside of the C-file back cover, the confidential section of the C-file, by means of a drop device and an "ACCO®" fastener. This will permit the folder's secure retention in the C-file during its use by employees, and it will permit the folder's removal from the C-file when the non-confidential portion of the C-file is disclosed to persons not authorized access to the exempt personal (formerly confidential) portions of the C-file. When the Confidential Material Folder is removed from the C-file, it shall be retained in the records office.

Retention of Folder

The Confidential Material Folder shall remain a permanent part of the C-file. The contents of the Confidential Material Folder shall not be returned to its normal position in the C-file until, or unless, the confidential designation is removed and the information is no longer exempt from disclosure. Exceptions may be made on a temporary basis to facilitate special circumstances, i.e. confidential BPT addenda and permanent addenda.

Except for the temporary exceptions mentioned above, all information designated as confidential shall be placed, and retained, in the Confidential Material Folder.

13030.19 Exempt Personal Information Withheld From Individual

The CDC is not required to disclose personal information to the individual about whom the information pertains, if the information meets any of the following criteria:

- Is compiled for the purpose of identifying individual criminal offenders and alleged offenders and consists only of identifying data and notations of arrests, the nature and disposition of criminal charges, sentencing, confinement, release, and parole and probation status.
- Is compiled for the purpose of a criminal investigation of suspected criminal activities, including reports of informants and investigators, and is associated with an identifiable individual.
- Is contained in any record which could identify an individual and which is compiled at any stage of the process of enforcement of the criminal laws, from the arrest or indictment stage through release from supervision, including the process of extradition or the exercise of executive clemency.

For Investigative Purposes

- Is maintained for purpose of an investigation of an individual's fitness for licensure or public employment, or of a grievance or complaint, or of a suspected civil offense, as long as the information is withheld only so as not to compromise the investigation or a related investigation. The identities of individuals who provided information for the investigation maybe withheld when the provisions of DOM 13030.13.3 are met.
- Would compromise the objectivity or fairness of a competitive examination for appointment or promotion in public services, or to determine fitness for licensure, or to determine scholastic aptitude.

Condition of Individual

- Pertains to the physical or psychological condition of the individual, if determines that disclosure would be detrimental to the individual. The information shall, upon the individual's written authorization, be disclosed to a licensed physician designated by the individual. When a determination is made that information is exempt under this exclusion, it shall be documented as follows:
 - For employees, a physician shall make a statement on the document (or attach a statement to the document) that disclosure of the information would be detrimental to the person about whom it was prepared.
 - For inmates/parolees, a physician shall prepare a CDC Form 128C, Medical Chrono, stating that disclosure of the information to the inmate/parolee would be detrimental. The chrono shall be placed in the C-file and a copy shall be attached to the document.
- Relates to the settlement of claims for work-related illnesses or injuries and is maintained exclusively by SCIF.
- Is required by statute to be withheld from the individual to whom it pertains.

13030.20 Deletion Of Source Information

Where a source person, not in a supervisory relationship to the individual, provides nonexempt information to CDC under a promise of confidentiality, the information shall be fully disclosed unless the information is otherwise exempt from disclosure. However, the identity of the source shall, in this circumstance, be withheld. The individual must either be allowed access to an exact copy of the information with only the source person's identity deleted or they must be provided with a comprehensive summary of the substance of the information, with particular attention to providing any nonexempt personal information that could affect the individual's reputation, rights, benefits, or privileges (See DOM 13030.13.3 for further information).

13030.21 Scheduling Inspection Of Nonexempt Records

Upon receipt of a proper written request, the inspection of records shall be scheduled as soon as possible by the caseworker, or personnel assistant, but no later than:

- Thirty days from the date the request is received in CDC for active records.
- Sixty days from the date the request is received in CDC for inactive records in central storage or for records which are geographically dispersed.

Failure by CDC to respond within these time limits shall be deemed a denial to access of the record.

All inspections of departmental records shall be supervised by a Department employee.

Location of Review

Inspection of a file kept by CDC shall take place at the location where the record is usually maintained. The following exceptions may apply:

- If a court orders a file to be inspected at another location, CDC shall comply with the court order.
- An attorney, who has obtained written, voluntary, and timely authorization from the person about whom the personal information is kept, may request to inspect a record at a departmental office or facility near the attorney's office.
- The person approving a request to inspect a record at an alternate location may, upon written request, approve the alternate site for the inspection only after receiving permission from the head of the office where the proposed inspection is to take place.

13030.22 Inmate/Parolee Review Of Case Records

Upon proper written request, an inmate or parolee [or, with proper authorization (see DOM 13030.14 for further information), their attorney or representative] shall be permitted to review their record ten days prior to any BPT or NAEA meeting for any of the following:

- Reviewing eligibility for parole, release, or return.
- Setting, postponing, or rescinding a parole/release date.
- Evaluating an appeal of good time credit denial.

Compliance with DOM 13030.17.4 and 13030.20 shall precede any disclosure of a record.

13030.23 Information Available To The Public Or News Media

Although CDC records and files containing personal information identifying an individual are not public records and shall not, at any time or under any circumstances, be made accessible to the public or news media, non-personal information obtained from such records and files may be disclosed to individual members of the public and the news media without the individual's consent. Information shall be disclosed only by CDC employees who have been trained and specifically designated to disclose personal information (See DOM 13030.3.1 for further information).

When responding to a request from the news media, the identity of the requester shall be determined, and the information disclosed shall be related to a current newsworthy event.

13030.23.1 Guidelines: Employee Information

Released

The following information about employees may be released:

- Class title.
- Class salary range.
- Work location.
- Work telephone number.
- Role or function in a newsworthy event.
- Records of adverse actions. A notice of such action filed with SPB is accessible to the public, just as hearings on appeals are considered open to the public, with rare exceptions to protect minors, wards, and patients under special circumstances.

Not Released

The following information is exempt and shall not be released:

- Photographs of the individual or their family members.
- Home address and telephone number.
- Performance evaluations unless they are at issue in an adversarial proceeding.

13030.23.2 Guidelines: Criminal Offender Record Information

CDC employees shall not use the SSCH Information from CI&I to furnish information about an inmate's arrest history to the inmate's family, friends, prospective employers, the news media, or the public. Persons who are not authorized by State DOJ to receive the CI&I SSCH but who have a legitimate interest in the inmate's past history may be given information from other nonexempt documents in the inmate's C-file.

Any person authorized by law to receive the CI&I SSCH, who knowingly furnishes the record or information to a person not authorized by law to receive it is guilty of a misdemeanor.

Only the CCRM of headquarters and each facility or regional parole office shall release CI&I SSCHs, and they shall be released only to those agencies authorized by State DOJ to receive CI&I SSCHs.

State DOJ Guidelines for Dissemination of Criminal Offender Records Information shall be maintained in the records office at headquarters, facilities and regional parole offices.

Photocopy

When an inmate seeks to obtain a photocopy of a CI&I SSCH, they shall be instructed to complete a BCID Form 8705, Application to Obtain Copy of State Summary Criminal History Record, and a Trust Account Withdrawal Form in the amount of \$25.00 payable to DOJ. If there is an extra completed fingerprint card in the inmates C-file, it may be used with this application. Otherwise the inmate shall be fingerprinted. The records office shall forward the BCID Form 8705, the inmate's check, and the fingerprint card to DOJ for the inmate. There shall be no charge for these services by CDC employees.

When an employee, parolee, or their attorney seeks to obtain a photocopy of a CI&I SSCH, they shall be referred to DOJ, the local sheriff, or the local police department to file an application for a CI&I SSCH.

13030.23.3 Guidelines: Inmate/Parolee Information**Not Exempt**

Unless inmate/parolee information is classified as exempt, it may be disclosed. The following inmate/parolee information is not exempt [See DOM 13030.23.4 for guidelines on CYA ward information]:

- Age.
- Date of birth.
- Birthplace.
- Race.
- CDC identification number.
- Commitment offense for the current term of imprisonment and any prior commitments to prison.
- County(ies) from which committed.
- Any pending court action or records of court proceedings.
- Facility or field parole office having jurisdiction of the case.
- Anticipated date of release to parole or discharge.
- BPT hearing schedule and actions.
- Nature of an injury.
- Cause of death.
- The individual's role, functions, or actions relating to a newsworthy event.

Exempt

The following information is generally exempt from disclosure:

- Personal information about the inmate/parolee, except as provided above.
- Personal information about the inmate's/parolee's family, relatives, friends, associates, or former employer.
- Any other information about the inmate/parolee which is not relevant, pertinent, or directly related to a current newsworthy event or which may affect the safety of the inmate.

13030.23.4 Guidelines: CYA Ward Information

No photographs or other information which pertains to a CYA ward or which identifies an individual as a ward shall be released to the media or to the public without CYA approval. This includes adult Superior Court commitments as well as Juvenile Court commitments covered by specific statutes. When a compelling reason or need exists, CDC shall obtain CYA approval prior to disclosing any information concerning a CYA ward.

13030.23.5 Guidelines: Methadone Patient Information**With the Patient's Consent**

Revised September 25, 2007

If the patient gives prior written consent, designated employees (see DOM 13030.3.1 and 13030.17.2 for identifying "designated employees") may disclose necessary written or verbal information to the following persons:

- The patient's attorney.
- The patient's immediate family members as defined in Section 3000 of the Title 15, unless the person responsible for treatment believes the disclosure would be harmful to the patient.
- Employers and employment agencies when the information may assist in the patient's rehabilitation.
- A criminal justice agency which requires methadone maintenance as a condition of release, probation, parole, the disposition or status of any criminal proceedings against the patient, or pursuant to the execution or suspension of any sentence imposed upon the patient.
- Licensed physicians when the disclosure is necessary for them to furnish medical services to the patient to whom the personal information pertains.
- Licensed physicians when necessary to provide continued methadone maintenance when the patient is traveling, incarcerated, or hospitalized.

Document

Such disclosures shall be documented as follows:

- The name of the patient or assigned program case number.
- The time and date of the disclosure.
- The information disclosed.
- The names of individuals by whom and to whom the disclosure was made.

- The purpose for the disclosure.

Note: Consent to disclose information under this section may not be revoked for 60 days or until the condition for which it was given has terminated, whichever is later.

Without the Patient's Consent

If the patient does not give prior written consent, designated employees may disclose information verbally or in writing to the following persons:

- Licensed physicians to the extent required to meet a bona fide medical emergency if, upon disclosure, CDC sends notification to the patient's last known address and the disclosure does not conflict with other state or federal law.
- Persons authorized by a court order to receive such information if, before disclosure, CDC attempts to notify the individual unless the notification is prohibited by law.
- Qualified persons conducting authorized scientific research, management audits, financial audits, or program evaluation. The identity of individual patients shall not be disclosed, either directly or indirectly, in any resulting report.

13030.24 Reporting No Record When A Record Exists

In limited instances CDC may respond to a request for personal information that no records are kept by CDC, even though nonexempt information is kept. This exception is very limited and requires a court order pursuant to CC 1798.41(c).

CDC may seek to use this exception only if disclosing the information would:

- Seriously interfere with attempts to prevent the commission of crime, or
- Endanger the life of an informant or other person who submitted the information contained in this record.

In order to bar disclosure of nonexempt personal information under this rule, the presiding judge of the superior court in the county in which the record is maintained must review the record in camera. If the judge agrees that the information meets the above criteria, the court issues an ex parte order authorizing CDC to respond to the requester that no record is maintained, even though CDC maintains a record.

Duration of Court Order

The maximum effective life of such order shall be no longer than 30 days. CDC may seek renewals of the order at 30-day intervals. If an order expires, and CDC receives another request to disclose the nonexempt personal information, CDC would be required to obtain another court order or disclose the information.

Requests for Court Order

When a request for disclosure of information is received and the reviewer feels that the one, or more, of the above circumstances exist, the reviewer shall:

- Contact the Office of the AG (see DOM 14010.18.1) and request that the Attorney General seek an ex parte order authorizing CDC to respond to the person requesting the information that no record is maintained by CDC.
- Provide sufficient justification to the Office of the AG to allow that office to approach the court and show cause why the information (otherwise not exempt from disclosure) should be withheld and why the ex parte order should be issued by the court.

13030.25 Transfer of Personal Information

Prior to the transfer of a record, particularly to another jurisdiction, the record shall be reviewed, corrected, and updated, and any portion known or believed to be inaccurate or untimely shall be withheld. Records are cumulative, and the accuracy and validity of information in the record is accomplished through continual updating and scheduled purging of outdated and unneeded information.

13030.26 Method of Disclosure

The CDC shall present the information in a form reasonably clear to the general public. When the person to whom disclosure is made has difficulty understanding material contained in a record, the employee supervising the inspection of the record shall make a reasonable effort to help the person understand the record.

13030.26.1 Charges For Staff Services

There shall be no charge for staff services in supervising the inspection of a file during normal business hours by the requester, a requester's attorney, or any person designated and authorized by the requester to inspect the file.

When a person requests inspection of a file or record outside of CDC's regular business hours for the office in which the inspection will take place, CDC may, at its discretion, grant or deny the request. When CDC grants the request, the requesting person shall be notified that a charge may be made to reimburse CDC for any costs incurred in supervising the inspection of records outside of regular business hours and the amount of any charge.

The decision to grant or deny a request to inspect a file or record outside of regular business hours shall be made by the deputy or assistant director over a headquarters unit or the Warden or RPA with administrative control of the unit retaining the file or record to be inspected.

13030.26.2 Note-Taking During Disclosure

Notes may be taken during the inspection of a record. Notes shall be limited to brief references to specific documents the person intends to question or discuss with employees after the completion of the file review or to specific documents the person may decide to have copied. Verbatim copies of completed documents or lengthy portions of documents shall not be permitted during the inspection.

No person shall be permitted to use any pen and/or ink writing instrument during note-taking in the process of inspecting a departmental record. Only pencils may be used for the taking of notes.

13030.26.3 Copies of Records

July 23, 1997

When copies of arrest reports are requested by the subject of the report, they shall be referred to the agency where the report originated.

Copies of nonexempt information shall be provided to the requesting party, or their designee, when permitted by this section. All requests for copies of any record shall be in writing, and it shall clearly identify the document or material to be copied.

Requests for photocopies of documents shall be referred to the person who reviewed the request prior to disclosure for exempt information (For additional information on copying services, see DOM 13030.16.1, and 13040.20).

Upon a showing of a reasonable need to have a copy of a document, and upon payment of ten (10) cents per copied page, the requested copies shall be made and transmitted to the requesting party within 15 days of receiving the request.

There may be instances where a request to review a record is based upon the requester's need to obtain a copy of one, or even several, specific documents contained in a file. In those cases it may best serve the needs of CDC to provide those copies (if the information is disclosable) rather than have an employee supervise a full inspection of the record by the requesting party. No charge shall be made when copies are furnished in lieu of a physical inspection of the full record.

13030.26.4 Staff Answering Questions During Record Inspection

An employee supervising the inspection of a record may answer questions about nonexempt information contained in or related to the records or refer the requester to the person who examined and approved the record for inspection.

Employees shall not engage in debates, justification, or discussions regarding departmental actions. Employees shall make genuine, reasonable efforts, when requested, to assist the requester in understanding nonexempt information being inspected. This could include, but is not limited to, reading a document (if the requester is illiterate), and explaining abbreviations and acronyms used by CDC.

13030.27 Requests to Amend Records

Any person seeking to correct or amend a record CDC obtained from another agency shall be directed to make their request to the agency from which the record originated.

Any person about whom CDC maintains any record of personal information may request that the information be amended to correct outdated, inaccurate or incomplete information.

Requests to amend any record maintained by CDC shall be directed to:

- The source of the contested information if the source is a departmental official or employee who is responsible for the contested information's placement or retention in the record or file.
- The keeper of the record being contested if the source person is not as described above or if the source person is no longer available.

13030.27.1 Contents of Requests to Amend Records

Any request to amend a CDC record shall be in writing and shall contain at least the following:

- Sufficient specific identifying information to permit CDC to locate the record and the specific portion of the record that is to be considered for amendment.
- The information the requester alleges should be amended.
- Those amendments the requester feels should be made.
- Full documentation to support and justify the amendment.

13030.27.2 Responses to Requests to Amend Records

The CDC shall, within 30 days:

- Make each amendment in accordance with the individual's request and inform the individual of the amendments; or
- Inform the individual of CDC's refusal to amend the record, the reason for the refusal, and the process established by CDC for the individual to request a review of any refusal to amend the record (See DOM 13030.28 for further information).

13030.28 Appeals on Refusal to Amend Records

Inmate/Parolee Appeals

When an individual disagrees with CDC's refusal to amend a record, they may request CDC review that decision. Requests submitted by inmates and parolees for CDC to review a decision not to amend a record shall follow the inmate/parolee appeal process, and shall be submitted on CDC Form 602, Inmate/Parolee Appeal (refer to DOM 54100 for information concerning inmate/parolee appeals).

For requests submitted by employees and other than inmates and parolees, the first level of review shall be the Warden, RPA or division head (in headquarters). The second level of review shall be the Director.

For appeals from employees and persons other than inmates and parolees, the request shall be in writing and shall include the following:

- A copy of all previous requests to amend and any prior correspondence concerning amending the record.
- A copy of all previous CDC responses and any prior correspondence concerning the request to amend the record.
- A full statement explaining why the individual disagrees with CDC's denial.
- Full documentation to support and justify the request to review the refusal to amend the record.

Length of Review Period

Responses to requests to review a decision denying a correction or amendment to a departmental record shall be made no later than 30 days from the date of receipt within CDC. Upon a showing of good cause, CDC may extend the review period up to 30 additional days (for a total of not more than 60 days from the receipt of the request). The individual requesting a review shall be notified that CDC extended the response time and the reasons establishing good cause to extend the response time.

Inmate/parolee appeals shall be handled within the established time limits for appeals.

13030.29 Statement of Disagreement

If the individual continues to be dissatisfied after the above review process has been completed, and the denial of the request to amend has been upheld, a statement of disagreement may be placed in the record by the individual about whom the information pertains.

Where the disputed information is an opinion, diagnosis, etc., of another person, the individual may place in the record a rebuttal or a counter opinion, diagnosis, etc. While no arbitrary limit is placed upon the length of the statement, the statement must be limited to a length reasonable to the circumstance or information disputed (normally from one to three pages).

13030.29.1 Effect of Statement of Disagreement

When a statement of disagreement is placed in the record, the original record shall not be altered. The statement of disagreement shall be made available to any person eligible to review the disputed information, and when the disputed information is disclosed, the statement of disagreement shall be included with the disclosure. If the statement of disagreement contains exempt personal information, for the purpose of future disclosure, it shall be screened, classified, and treated like any other information in the record. Any decision based upon the disputed information shall include a review of the statement of disagreement and a consideration of its contents.

Any disclosure of disputed information and a statement of disagreement shall include a concise statement of the reasons for CDC's decision not to alter the original record.

The statement of disagreement shall remain a part of CDC's record as long as the disputed information is retained in the record.

13030.30 Security of Records

Inmates and parolees shall not be used to gather, process, maintain, or handle exempt personal (formerly confidential) information. The use of inmates to process nonexempt information shall be minimized.

Administrative, technical, and physical safeguards shall be established and implemented to ensure compliance with the provisions of this section, to ensure the security and confidentiality of records, and to protect against reasonably anticipated threats and hazards which could result in damage to, dissemination of, or destruction of departmental records.

Records shall not be taken from their usual place of use or storage unless specifically approved by policy or procedures. Records shall not be taken off state property without the express permission of the Warden; RPA; Deputy Director, LAD; or their designees.

Records containing exempt personal (formerly confidential) information shall be stored in locked areas designed to protect the privacy and integrity of the records. When exempt personal information is not under the physical control and observation of a person authorized to review it, the record shall be returned to the locked area.

The authorized person reviewing exempt personal information shall assure its security while it is under their control.

Immediately after they have served their purpose, all preliminary drafts, carbon sheets, plates, stencils, stenographic notes, work sheets, and similar items shall be destroyed by the person responsible for their preparation.

13030.31 Mailing Personal Information

Exempt personal information shall be mailed in two envelopes as follows:

- The outer envelope shall be addressed in the normal manner, and it shall not be marked with any indication that exempt personal (formerly confidential) information is enclosed.
- The inner envelope shall be marked in one of two ways:
 - "CONFIDENTIAL to _____ unit." This envelope may be opened only by unit staff and handled in the manner, or
 - "CONFIDENTIAL to _____ unit. Mr./Mrs. _____ only." This envelope shall be opened by the designated person. Employees should be aware that if the designated person at the address is not available, the package or envelope shall not be opened until that person is available or other permission is obtained from the sender.

13030.32 Retention and Destruction of Personnel Information

The CDC records shall be retained only as approved on STD Form 73, Records Retention Schedule (RRS), and DOM 72010. Every effort shall be made to protect the privacy of the information when it is being destroyed. All personal information in departmental records shall be shredded by hand or by machine.

Personnel records shall not be combined with non-personal records when being shipped, mailed (see DOM 13030.30 for further information), or transported for destruction.

13030.33 Civil Remedies and Penalties

Any individual may initiate a civil action if CDC:

- Refuses to comply with an individual's lawful request to inspect their records.
- Fails to maintain any record concerning an individual with accuracy, timeliness, and completeness where the failure results in a determination adverse to the individual about whom the information pertains.
- Fails to comply with the IPA in such a way that it has an adverse effect on the individual about whom the information pertains.

Court May

In any suit brought against CDC, the court may:

- Examine the contents of any record to determine whether the records may be withheld as being exempt from the individual.
- Award to the individual reasonable attorney's fees and other litigation costs, including payment for mental suffering, if the court's finding is adverse to CDC.

Penalties

Penalties for noncompliance with the IPA are as follows:

- Any employee of CDC who intentionally violates any part of the IPA shall be subject to adverse action, including termination of employment.

- Any person who requests or obtains any record containing personal information from CDC under false pretenses shall be guilty of a misdemeanor and may be fined up to \$5,000, or imprisoned up to one year, or both.
- The intentional disclosure of medical, psychiatric, or psychological information is punishable as a misdemeanor if the wrongful disclosure results in economic loss or personal injury to the individual, except when the disclosure is required or permitted by law.

13030.34 Revisions

The Deputy Director, ASD, or designee is responsible for ensuring that the contents of this section are kept current and accurate.

13030.35 References

Revised July 23, 1997

CC § 1798, et seq. (IPA).

EC § 1040, et seq.

GC §§ 6250, 6252(b), 6254(b), 6263, and 14740 - 14750.

PC §§ 832.7, 1543 - 1545, 2081, 2081.5, 2082, 11105, and 11140.

W&I §§ 1000 and 5328.01.

5 USC 552 and 552a.

CCR (15) (3) §§ 3321 and 3450, et seq.

SAM §§ 1665 - 1673.2.

DOM §§ 13040, 14010, 54100, and 72010.

Olson v. Pope (1974) 37Cal.App.3d783, 112Cal.Rptr.579.

ARTICLE 16 — PUBLIC RECORDS

Revised January 2007

13040.1 Policy

All records of the Department of Corrections and Rehabilitation (CDCR) shall be safeguarded, maintained, and disclosed in compliance with the Government Code (GC) Sections 6250, 6275, 6276, et seq., Public Records Act (PRA).

13040.2 Purpose

This Article specifies staff responsibilities for the collection, maintenance, and disclosure of records identified as public records.

13040.3 General Review

When a written request is received to provide access to or copies of a CDCR record, staff shall look first to the provisions of the PRA in this article to determine if the record may be disclosed. If it is a public record, and the record contains personal information, the employee shall look to the provisions of Department Operations Manual (DOM), Chapter 1, Article 15, Information Practices, to determine if the personal information is exempt from disclosure under the Information Practices Act (IPA).

13040.4 Definitions

Public Record - Includes any writing containing information relating to the conduct of the public's business prepared, owned, used, or retained by any state or local agency regardless of physical form or characteristics.

Writing - Any handwriting, typewriting, printing, photostating, photographing, photocopying, transmitting by electronic mail or facsimile, and every other means of recording upon any tangible thing any form of communication or representation, including letters, words, pictures, sounds, symbols, or combinations thereof, and any record thereby created, regardless of the manner in which the record has been stored.

13040.5 Security of Records

When the public is inspecting any record, an employee who shall ensure the security and integrity of the record shall directly supervise the inspection. The removal of any document or the altering of any record during a public inspection is prohibited. Note taking shall be limited in accordance with the provisions of DOM Chapter 1, Article 15, Information Practices.

13040.6 Designation of Public Records Act Coordinator

Each CDCR Division, Branch, Office, Institution, Parole Region, and the Prison Industry Authority (PIA) shall have a designated Public Records Act Coordinator.

13040.7 Public Records Request

When a request for records is submitted on CDCR Form 1432, Request to Inspect Public Records, or other method, the recipient of the request shall give the request to his or her PRA Coordinator for processing. If the requested records are maintained by the recipient location, then the PRA Coordinator for the recipient location shall process and respond to the record

request. If the requested records are maintained at a different location, the recipient PRA Coordinator shall immediately forward the request to the appropriate PRA Coordinator for response.

13040.7.1 Responsibility of All Employees

All employees who are public liaisons shall be made aware of the procedures established for public inspection of CDCR records through this Article. Employees shall be sensitive to any request from the public for the review of any records.

13040.7.2 Responsibility of Public Records Act Coordinator

The PRA Coordinator shall:

- Determine whether requested records are publicly disclosable in whole or part. Any questions concerning whether a requested record may be publicly disclosed shall be directed to the Office of Legal Affairs.
- Log and track the request in the Public Records Act Tracking System (PRATS).
- Respond to the request within 10 days.
- Gather and perform any necessary redaction of exempt information contained in the requested records.
- Provide or coordinate the supervision of records inspection by the public.
 - Assist the member of the public to identify records and information that are responsive to the request or to the purpose of the request, if stated.
 - Describe the information technology and physical location in which the records exist.
 - Provide suggestions for overcoming any practical basis for denying access to the records or information sought.

13040.8 Guidelines for Inspecting Public Records

The CDCR's headquarters and each institution, facility, parole region, and field or PIA office shall maintain a supply of CDCR Form 1431, Guidelines for the Inspection of Public Records, and CDCR Form 1432, Request to Inspect Public Records. Upon written/verbal request from any member of the public or any inmate/parolee, a copy of either form shall be provided, free of charge for their use in making a request to inspect public records.

13040.9 Notice to the Public

The CDCR's headquarters and each institution, facility, parole region, and field or PIA office shall display a conspicuous notice to the public at each main point of entrance used by the public. The notice shall contain the guidelines for inspection of public records, as provided in CDCR Form 1431.

13040.10 Hours of Inspecting Public Records

When public records are disclosed, they shall be made available by appointment for inspection during regular business hours.

13040.11 Where to Make a Request for Records

A request to inspect a public record may be mailed, emailed, faxed, or personally delivered to any unit or office of CDCR, in writing or by completing CDCR Form 1432. Requests to inspect public records may also be submitted verbally in person or via telephone. To avoid a misunderstanding of the information requested, the receiver of the request should encourage the requester of a verbal request to submit the request in writing.

13040.11.1 Retention of Public Records Act Requests

Public Records Act requests shall be maintained for at least 3 years or until the requested record is destroyed, whichever is shorter.

13040.12 Specifically Included Public Records

The following CDCR records are included in the general category of public records:

- California Code of Regulations (CCR), Title 15, Crime Prevention and Corrections.
- Non-confidential DOM and CDCR procedures.
- Director's bulletins and directives.
- Non-confidential local operational plans and procedures.

13040.13 Disclosure of Information

The CDCR shall disclose information about an incident, arrest, or complaint as outlined below, unless the disclosure would endanger the safety of a witness or other person involved in the investigation or the successful completion of an investigation or a related investigation per GC 6254, et seq., or disclosure is prohibited by law (see Chapter 1, Article 15, Information Practices).

Disclosure of Information Concerning an Incident

The following information concerning an incident shall be disclosed to those persons listed in the next section: Who Can Receive Information Concerning an Incident.

- The name and address (use the business address for CDCR employees) of persons involved in or witnesses (other than confidential informants) to an incident.
- The description of any property involved.
- The date, time, and location of the incident and all diagrams.
- The statements of all parties involved in the incident and the statements of witnesses (other than confidential informants).

Who Can Receive Information Concerning an Incident

Only the following shall receive information concerning an incident:

- A judicial, law enforcement, or regulatory agency when required for the performance of their lawful duties.
- The victim of the incident.
- An authorized representative of the victim.
- An insurance carrier against which a claim has been or might be made.
- Any person suffering bodily injury or property damage or loss as a result of the incident caused by:
 - Arson.
 - Burglary.
 - Fire.
 - Explosion.
 - Larceny.
 - Robbery.
 - Vandalism.
 - Vehicle theft.
 - Use of a motor vehicle, aircraft, or water vehicle in a manner which intentionally inflicted death or injury.
 - Violation of Vehicle Code 23152 or 23153.
 - The immediate act of fleeing the scene of a crime in which the person knowingly and willingly participated.

Disclosure of Information Concerning an Arrest

The following information concerning an arrest shall be disclosed:

- Full name and occupation of every individual arrested.
- A description of every individual arrested which includes the following:
 - Date of birth.
 - Color of eyes and hair.
 - Sex.
 - Height.
 - Weight.
- Time and date of the arrest.
- Time and date of the booking.
- The location of the arrest.
- The factual circumstances surrounding the arrest.
- The amount of bail set (if any).
- The time and manner of release or the location where the individual is currently being held.
- All charges upon which the individual is being held, including any outstanding warrants from other jurisdictions and parole or probation holds.
- The current address of every individual arrested by CDCR and the current address of the victim of a crime, where the requester declares under penalty of perjury that the request is made for a scholarly, journalistic, political, or governmental purpose, or that the request is made for investigation purposes by a licensed private investigator, EXCEPT that the address of the victim of any crime defined by Sections 220, 261, 261.5, 262, 264, 264.1, 273(a), 273(d), 273.5, 286, 288, 288(a), 289, 422.6, 422.7, 422.75, or 646.9 of the Penal Code shall remain confidential.

Disclosure of Information Concerning a Complaint

The following information concerning a criminal complaint received by the CDCR shall be disclosed:

- The time, substance, and location of all complaints received by the CDCR.
- The time and nature of the response.
- To the extent the information is recorded, the following may be disclosed:
 - The time, date, and location of the occurrence.
 - The time and date of the report.
 - The name and age of the victim—EXCEPT at the victim’s request, the name of the victim of any crime defined by Penal Code Sections 220, 261, 261.5, 262, 264, 264.1, 273(a), 273(d), 273.5, 286, 288, 288(a), 289, 422.6, 422.7, 422.75, or 646.9 shall not be disclosed.
 - The factual circumstances surrounding the complaint.
 - A general description of any injuries, property, or weapons involved.

13040.14 Exemptions from Disclosure

Records exempt from public disclosure include, but are not limited to, the following:

Working Documents

Preliminary drafts, notes, memorandums, etc., which are not retained in the ordinary course of business, are exempt from disclosure provided that the public interest in withholding the record clearly outweighs the public interest in disclosure.

Litigation Records

Records pertaining to pending litigation in which CDCR is a party or to claims made under the California Tort Claims Act are exempt from disclosure until the pending litigation or claim has been finally adjudicated or otherwise settled. Records specifically created by the lawyer or agency (attorney work-product) for the litigation are exempt from disclosure.

Unwarranted Invasions of Privacy

Personnel, medical, or similar files are exempt from disclosure if disclosure would constitute an unwarranted invasion of personal privacy or would cause disclosure of exempt personal information under DOM, Chapter 1, Article 15, Information Practices.

Examination Data

Test questions, scoring keys, and other examination data used to administer a licensing examination, examination for employment, or academic examination, except as provided in the Education Code 99150(4), are exempt from disclosure.

Prohibitions in Other Laws

Records are exempt from disclosure when provisions of federal or state law, including, but not limited to, provisions of the Evidence Code 1040, et seq., relating to privilege, and of the Information Practices Act, Civil Code 1798, et seq., prohibit disclosure or establish an exemption from disclosure. See also DOM, Chapter 1, Article 15, Information Practices.

Financial Data

Statements of personal worth or personal financial data required by a licensing agency and filed by an applicant with the licensing agency to establish his or her personal qualification for a license, certificate, or permit applied for are exempt from disclosure.

Complaints, Investigations, and Intelligence Records

Records of complaints to, investigations by, or intelligence information or security files of CDCR, or such information in the possession of CDCR, but compiled by another state or local agency for correctional, law enforcement, or licensing purposes are exempt from disclosure. This exemption shall include plans and operating procedures that protect the internal security of CDCR and its operational units.

Adult Probation Reports

Disclosure of adult probation reports to the public is prohibited.

Analysis and Conclusions of Investigating Officers

The portion of investigative files that reflect the analysis and conclusions of the investigating officer are exempt from disclosure.

Extradition and Clemency Records

All records compiled in the process of extradition or the exercise of executive clemency are exempt from disclosure.

Correspondence of and to the Governor’s Office

Correspondence of and to the Governor or employees of the Governor’s office are exempt from public disclosure.

Balancing of Public Interests

A record is exempt from public disclosure if CDCR demonstrates that based on the facts of a particular case the public interest served by not disclosing the record clearly outweighs the public interest served by disclosure of the record. (Note: prior approval by the Governor’s office is required whenever CDCR plans to invoke the balancing of public interests exemption. CDCR’s Office of Legal Affairs shall facilitate the notification to the Governor’s office upon notification from a PRA Coordinator of CDCR’s intention to invoke this exemption).

13040.15 Locations for Inspecting Public Records

The location of records that may be inspected under the PRA is left to the discretion of the Agency Secretary; Undersecretary; Assistant Secretary; Director; Chief; Deputy Director; Warden; General Manager, PIA; PRA Coordinator; and/or Field Office Supervisor.

13040.15.1 Inmate Inspection of Specifically Included Public Records

Copies of the specifically included public records shall be located in the inmate law library and/or at other centralized locations at which they shall be available to all inmates.

13040.16 Duplicate Records for Public Inspection

The CDCR shall not maintain any record at a specific location solely for the purpose of inspection by the public. There may be instances where it is necessary, desirable, or advantageous to CDCR to maintain a duplicate record at centralized or more accessible locations for public inspection purposes. Any such duplicate record shall be as up-to-date and complete as the original or working record used by staff.

13040.16.1 Disclaimer Concerning the Validity of Duplicate Records

When separate copies of a record are maintained exclusively for public and/or inmate inspection, a disclaimer notice shall be affixed to the record’s cover or folder. This notice shall read:

“THE CONTENTS OF THIS MANUAL/FILE/RECORD REPRESENTS THE LATEST INFORMATION RECEIVED IN WRITTEN FORM. CONTENTS MAY BE OUTDATED AS THE RESULT OF NEW OR REVISED INFORMATION WHICH HAS NOT BEEN RECEIVED OR FILED.”

This disclaimer shall be given verbally when a record, which is maintained exclusively for public and/or inmate inspection and which does not have a written disclaimer attached, is disclosed.

13040.17 Copy Services

Upon receipt of payment of the cost of the reproduction, a copy of the disclosable public record, or any portion thereof, shall be provided to the requester. The copy cost for public records is 12 cents per page plus postage. *Note:* The employee receiving the funds for providing copies of public records shall explain on the receipt the number of pages at 12 cents per page plus postage for the reproduction of public records.

13040.18 Time Limits for Responding to Record Requests

When a request for a copy of or to inspect CDCR records is received, CDCR shall notify the requester within 10 days of receiving the request whether CDCR will comply with the request. If a determination is made to release copies of public records to a requester, CDCR shall advise the requester of the copy cost and the copies of the requested records shall be provided to the requester upon receipt of payment of the copy costs. If a determination is made not to release copies to a requester, CDCR shall notify the requester the specific reasons for denying the request.

13040.18.1 Extension of Time Limits

In unusual circumstances, the 10-day time limit for determining and notifying the requester whether the request seeks copies of disclosable public records may be extended by written notice. When CDCR determines unusual circumstances exist (see below), the requester shall immediately be notified (and no later than 10 days from the date of receipt of the request) in writing of the extension, the reasons for the extension, and the date upon which a determination is expected to be dispatched. No such notice shall specify a date that would result in an extension of more than 14 days. For the purpose of this Section, “unusual circumstances” means, but only to the extent reasonably necessary for the proper processing of the particular request, the need to:

- Search for and collect the requested records from field facilities or other establishments that are separate from the office processing the request.
- Search for, collect, and appropriately examine a voluminous amount of separate and distinct records which relate to a single request.

- Consult with another agency having a substantial subject matter interest therein. This consultation shall be conducted with all practicable speed.

13040.18.2 Justification for Denying Access to Records

Any time a request under the PRA is denied, CDCR shall justify withholding the record. The CDCR is required to demonstrate one of the following:

- The requested record is exempt under expressed provisions of the PRA.
- The requested record is exempt under expressed provisions of the IPA.
- On the facts of the particular case, the public interest served by not making the record public clearly outweighs the public interest served by the disclosure of the record. Any notification of a denial of any request under the PRA shall set forth the names and titles or positions of each person responsible for the denial.

13040.18.3 Appeals of Decisions Denying Access to Records

When a decision is made not to disclose a record, and the Inmate/Parolee requester disagrees, the requester may appeal the decision through the appeals process described in DOM, Chapter 5, Article 53, Inmate/Parolee Appeals.

13040.19 Revisions

The Assistant Secretary, Office of Public and Employee Communications, or designee shall be responsible for ensuring that the contents of this Article are kept current and accurate.

13040.20 References

EC § 1040, et seq.
EdC § 99150(4).
CC § 1798, et seq.
GC §§ 6250, 6275, 6276, et seq.
California Tort Claim Act.
Executive Order S-03-06.

ARTICLE 17 — MOTION PICTURES, RADIO, AND TELEVISION

Revised September 28, 1998

13050.1 Policy

Any audio, video, or photographic production at any State correctional institution/facility, except those for a general interest daily newscast by a television or radio station holding a license to broadcast from the FCC, shall be governed by provisions of this policy section.

13050.2 Purpose

The purpose of this policy is to identify departmental and statutory requirements that production media shall satisfy prior to being granted an approval for any audio, video, or photographic production at any State correctional institution/facility, except those for a general interest daily newscast by a television or radio station holding a license to broadcast from the FCC.

13050.3 Objectives

Departmental objectives governing access for any audio, video, or photographic production at any State correctional institution/facility, except those for a general interest daily newscast by a television or radio station holding a license to broadcast from the FCC are to:

- Present the public with a true and accurate account of Department operations.
- Promote greater public awareness of the CDC's public safety mission, programs, and issues through the media.

13050.4 Authority

Approval to conduct any media production activity in a State correctional institution/facility is granted jointly by the Warden/RPA and the Assistant Director, Communications, with the approval of the Director.

13050.5 Definition

Media representatives are defined in the CCR 3000 and in the DOM 13010. Non news related production shall be synonymous with and include motion pictures, features, news magazine programs, public affairs programs, weekly or monthly programs, cable or Internet productions, documentaries, shorts, commercials, and any other production form that is not for general interest daily newscast purpose.

13050.6 Preliminary Screening and Referral

Upon receiving inquiries from production companies, the PIO for the institution/facility/parole region shall determine if the inquiry pertains to a

news or non news related venture as defined above and in DOM 13010.

News Related

If the proposed production pertains to news, the PIO shall follow procedures identified in DOM 13010.

Non News Related

If the production activity proposed is non news related, the PIO shall refer the company to the office of the Assistant Director, Communications, for further processing.

13050.7 Approval Procedure/ Obtaining Permit

After the company has discussed the proposed activity with the Assistant Director, Communications, and received CDC approval for the project, the company shall also apply for and receive a Photography/Motion Picture Permit from the California Film Commission (CFC).

- The company shall produce evidence of financial responsibility and liability insurance.
- **Note:** Present industry practice and the recommendation of the DGS, Office of Risk and Insurance Management is for general liability coverage of at least one million dollars, with the State of California, its offices, employees, and agents as the "additional insureds" under the terms of the policy.
- The company shall be required to keep this permit readily available throughout location filming.
- Minor changes in the permit may be made at the site by the PIO who shall initial the change.
- Major changes shall be handled with a permit rider through CFC.
- The company shall file a formal application to film at a specific location with the Assistant Director, Communications.

13050.7.1 Applicant Screening

The assigned Communications Officer from the office of the Assistant Director, Communications, shall screen applicants and verify with CFC that the applicant has:

- A valid permit.
- Insurance coverage.
- No history of past complaints with CDC.

The assigned Communications Officer shall determine from the company:

- Production location needs.
- Production schedule and duration.
- Number of crew personnel required to be admitted.
- Security coverage needed.
- Type/quantity of production equipment on premises.
- Level of overcrowding at the institution/facility/housing unit to be used.
- Custody level of inmates at the institution/facility/housing unit to be used.
- Degree of institution/facility/housing unit program disruption as a result of the production's presence.
- Impact on surrounding homeowners.

13050.7.2 Script Screening

The company shall furnish a copy of the script and/or a production outline to determine whether the program/motion picture on CDC property will be consistent with the safety and security of the institution/facility, public, staff, and inmates, and will not unduly interfere with the operation of CDC. The Communications Officer shall reject the application if the proposed production activities compromise facility safety and/or security. In accordance with GC 14998.8(f), CDC shall have five working days to disapprove a film permit application or it is deemed approved.

No use of firearms (real or simulated), other weapons, or use of pyrotechnics on CDC property shall be permitted. In addition, it would, in general, be inconsistent with the above factors if the script proposed to produce the following on CDC property:

- Material which has been designed to glamorize crime or criminals or to intentionally invoke sympathy for them.
- Material which justifies or encourages criminal behavior.
- Display of criminal skills which appear to provide instruction in criminal behavior.

If portrayed in the program, CDC shall be presented in a true and accurate light.

13050.7.3 Script Handling

The script shall be handled in the form and manner prescribed for copyrighted material. It shall be used solely for the purpose intended and shall not be copied in any form and/or distributed to anyone without the expressed written permission of the Director.

13050.8 Criminal History Check

The CDC shall run a criminal history request through CI&I and the FBI on all reporters and crew members to determine eligibility for access onto institution/facility grounds/security areas in accordance to the CCR 3173, 3176, and 3177, DOM 31070, and good sound judgment.

13050.9 Formal Agreement

After all appropriate script changes, institution/facility/production agreements, and background checks have been made, the company shall:

- Sign a CDC Form 1846, Film Permit, with the Assistant Director, Communications, or designee.
- Receive a CDC Form 181, Primary Laws, Rules, and Regulations Regarding Conduct and Association with State Prison Inmates (previously titled Digest of Laws Related to Association with Prison Inmates).

Originals of all signed documents shall be maintained in the office of the Assistant Director, Communications. Copies shall be given to the company and the Warden/RPA.

Requests for script changes after the signing of the location agreement shall be referred to the Assistant Director, Communications for approval.

13050.10 Basic Orientation Class

The PIO shall conduct a basic orientation class for all approved crew members. All crew members shall be apprised of expectations within a State correctional institution/facility.

13050.11 Communication Ground Rules

When resolving conflicts/issues during production, the PIO shall deal only with the pre-designated company representative (e.g., producer, director).

- The PIO shall advise the predesignated company representative to communicate solely with the PIO's office in all matters.
- All previously arranged time frames, personnel, and production site(s), shall be adhered to.

13050.12 Institution/Facility Internal Notification

The PIO shall prepare appropriate memos and distribute them to all affected areas prior to any production activity or lack of any activity (in the event there are changes regarding the use of an area).

13050.13 Issuing Identification Cards

Approved crew members shall be required to wear identification (ID) cards issued by the institution/facility that shall be surrendered upon exiting the institution/facility. (See DOM 31070.)

Crew Processing

The PIO and Entrance Gate Officer(s) shall verify the identity of each crew member by ID, sample signature, and other visible identification prior to granting entry.

Crew members shall sign in and out at the entrance gate and, at all times, be escorted by the PIO or the PIO's designee to pre-approved locations. The PIO shall collect and maintain possession of all issued ID cards at the sign-out time, and shall reissue them during the next signing-in process.

13050.14 Cancellation of Approval

The Warden/RPA shall, in agreement with the Assistant Director, Communications, stop all production activity at any phase if, in their judgment, the production has:

- Compromised the safety and security of the institution/facility.
- Failed to adhere to the conditions stipulated in the agreement.
- Revealed evidence that indicates the company provided false information/documentation prior to being approved to conduct its planned activities.
- Violated State laws or CCR rules while on State grounds.
- Revealed (or staff have discovered) that production members conspired with an inmate(s) to circumvent CDC's policies/procedures.

13050.15 Custody Supervision/Escort

Appropriate peace officer personnel shall oversee and provide security for all production activity.

Crew members shall be under escort at all times and shall be supervised by specific peace officer personnel who are thoroughly familiar with CDC's public information and community relations policies.

13050.16 Employee Participation

No employee shall participate in any motion picture/radio/television or other production wherein their appearance is based primarily on the fact they are employed with CDC, unless prior written approval has been granted by the Director, or designee.

It shall be considered a conflict of interest for any employee to be in the employ of the production firm. (See CCR 3413 and PC 2540.) It shall be considered a conflict of interest for an employee in the approval or security clearance process to participate or appear in any motion picture/radio/television or other production. These employees include, but are not limited to, the Warden, institution/facility head, Chief Deputy Warden, Associate Warden, Facility PIO, Administrative Assistant to the institution/facility head, and Institution/Facility Chief of Security.

13050.16.1 Billing For Department Employees

When production activities disrupt the normal routine of the institution/facility/parole region and require special arrangements and/or the assignment of additional personnel to cover the activity of the production crew, the company shall be required to pay the cost of the additional personnel, rental fees for any props, inmate clothing, incidental damages, and other appropriate expenses, excluding a "user's fee."

FLSA

Approved "on duty" employee work hours shall be recorded on FLSA sign-up sheets and security coverage costs shall be billed at the current overtime rate for the top salary range in each classification represented plus benefits.

Billing

Billing shall be done as follows:

- The accounting office of the affected institution/facility/parole region shall prepare a statement of incurred expenditures on an OSP Form 132-A, the standard departmental invoice.
- The completed OSP Form 132-A shall be sent to CFC (Attention: Permit Coordinator/Billing) who shall bill the motion picture production company on the Department's behalf.

All fees collected by CFC, pursuant to this section, shall be deposited in the Film Transfer Account in the State's Special Deposit Fund for disbursement to the affected institution/facility/parole region.

13050.17 Inmate/Parolee Participation

If the production company wishes to utilize inmates or parolees returned to custody, the Joint Venture Coordinator may be contacted to determine whether inmate participation can be arranged under the Joint Venture program and if so, establish the necessary billing and payment instruments. The PIO or designee shall exercise good judgment in screening and dealing with prospective inmate/parolee participants and exclude from consideration those who are:

- High interest.
- High risk.
- Condemned inmates/life parolees.
- Inmates/parolees awaiting trial.
- Under court ordered gag rule/minute order prohibiting the inmate/parolee from media contact.
- Inmates diagnosed as psychotic and/or, in the opinion of their attending psychiatrist/psychologist, such participation would be detrimental to their condition.

No inmate/parolee shall be photographed or have their voice recorded unless they have first properly signed the CDC Form 146, Inmate Declaration to News Media Contact. This form shall be a permanent part of the inmate's/parolee's C-File.

Controlled Conditions

Inmates and parolees shall participate under carefully controlled conditions as follows:

- The participating inmates/parolees shall be assigned as "extras" and/or to other non starring roles.
- Inmate/parolee participation, except for Joint Venture projects, shall be strictly on a volunteer basis. They shall not receive any remuneration or be entitled to any "day for day" privileges.
- The same inmate/parolee shall not be used repeatedly while they are under CDC's jurisdiction.

- The inmates/parolees shall not act their own "true life" parts or the part of other inmates/parolees.
- Random interviews with inmates are prohibited unless specifically authorized in the CDC Form 1846.
- The random inmate interviews shall take place at the location of the inmate program. (Inmates must sign a CDC Form 146.)
- The duration of the random interviews shall not exceed ten (10) minutes per inmate.

Additional guidelines addressing inmate/parolee participation are found in DOM 13010 and shall be adhered to.

Public Interest

Precautions shall be taken to avoid focusing public interest on individual inmates/parolees.

Contributions

The media/producers are welcome to contribute toward the IWF and/or make other Director approved contributions to the institution/facility/parole region. Gifts and gratuities shall not be given directly to inmates/parolees.

13050.18 Revisions

The Assistant Director, Communications, or designee shall be responsible for ensuring that the contents of this section are kept current and accurate.

13050.19 References

CCR (15) (3) §§ 3000, 3010, 3141, 3173, 3176, 3177, 3260 - 3262, 3402 (a), 3409, 3413, and 3450 - 3452.

DOM §§ 13010, 13020, and 31070.

PC § 2540.

FLSA.

ARTICLE 18 — LEGAL MATTERS

Revised November 4, 2008

14010.1 Policy

Appropriate legal representation and assistance shall be provided when the Department or its employees are subjected to legal proceedings.

Prompt action is required to resolve all legal matters because of time limits imposed by courts for responses in judicial proceedings.

14010.2 Purpose

This Section establishes guidelines for the Department to follow when legal issues arise and describes how to use the Department's OLA and the AG's Office in any legal proceedings involving the Department and/or its employees.

14010.3 Definitions

Civil Action

An action brought to recover some civil right, or to obtain redress for a wrong, which is not a crime.

Complaint

A legal document setting forth the alleged charge or cause of action. It notifies the defendant that an alleged charge or cause of action has been filed.

Criminal Action

An action prosecuted by State or Federal agencies as a party against a person for the purpose of either preventing the commission of a crime, or for fixing the guilt for a crime already committed and punishing the offender.

Legal Process

As used in this Section, legal process is a generic term that refers to all lawful proceedings and the documents used in those proceedings. This includes writs, applications for writs, summons and complaints, orders to show cause, etc. It does not include subpoenas as they are described separately.

Personal Service

The delivery of legal process to a party, either a person or the Department, or a designee authorized to receive such service.

Subpoena

A means of legal process compelling a witness to appear and give testimony at the time, date, and place specified.

Subpoena Duces Tecum

A means of legal process compelling the keeper of a record, document, or file to make the record, document, or file available for examination at the time, date, and place specified.

Substituted Service

The delivery of legal process by any legal means other than personal service.

Summons

A legal document which, when properly served, gives the court jurisdiction over a defendant, and orders a defendant to appear in court at the time, date, and place specified to answer a complaint.

Writ

A written order issued by a court, commanding the party to whom it is addressed to perform or cease performing some specified act. A party seeking a writ must file a petition for a writ before the court can issue the writ. A petition for a writ is frequently, but inappropriately, referred to as a writ.

14010.4 Types of Litigation

Litigation may involve criminal charges against a party or it may be seeking to correct some civil wrong.

Generally, the Department and/or its employees become involved in judicial proceedings for one or more of the following reasons:

- An inmate is participating in litigation, which may or may not name the Department as a party. This may involve:
 - An active case in which the inmate is a party.
 - An active case in which the inmate is needed as a witness.
 - A recently filed case in which the inmate must be served as a party.
- The Department and/or its employees have been named as parties in a case arising from departmental activities.
- An employee has been named as a party in a case, which arises from the employee's duties with the Department.
- A party to a case requires some information in the possession of the Department or its employees, such as:
 - The testimony of an employee who observed an event (a percipient witness).
 - The testimony of an employee who has some expertise in a particular field but no direct knowledge of the event which is the subject of the case (an expert witness).
 - A record in possession of the Department or an employee.

Anytime the Department becomes involved in legal proceedings, the AG's Office acts as the attorney for the Department and/or its employees and represents the Department and its employees in court except when:

- The AG's Office authorizes the Department to hire outside counsel.
- The AG's Office asks a DA to represent the Department in a particular matter.
- The action is filed in small claims court as discussed in the DOM 14010.8.

14010.5 Notice to OLA

Anytime the Department, Secretary, Undersecretary, Chief Deputy Secretary, Assistant Secretary, Director, Warden, or RPA is named in a legal action, a copy of the summons and complaint or legal process shall be immediately forwarded to the OLA and the appropriate AG's Office by Correctional Case Records Administration (CCRA), the Litigation Coordinator, or the Correctional Case Records Manager (CCRM). Multiple copies on the same suit are not required.

Copies of all petitions for writs shall be forwarded to the OLA at the same time they are sent to the AG's Office.

14010.6 Subpoenas — in General

All employees of the Department are subject to being subpoenaed concerning actions arising from their employment with the Department.

Any employee subpoenaed in any action regarding an event or transaction which the employee perceived or investigated in the course of the employee's duties, or as an expert witness, shall immediately notify their supervisor of the time, date, location, and case upon which the employee must appear.

A person who fails to obey a subpoena, which is properly served, can be held in contempt of court. Employees shall appear in court, pursuant to a subpoena, unless they are directed not to appear by one of the following:

- The person issuing the subpoena.
- A representative of the AG's Office assigned to the case.
- An attorney from the OLA.
- A Litigation Coordinator working on the case in which the employee is subpoenaed.

When a subpoena is received, it is absolutely imperative that it is processed as quickly as possible to the appropriate unit. (See DOM 14010.6.9.)

14010.6.1 Subpoenas — Criminal

Revised September 26, 2011

Criminal subpoenas may be issued by any of the following:

- A magistrate before whom a complaint is filed or the magistrate's clerk.
- A District Attorney (DA), a Deputy DA, or the attorney's investigator.
- The defense attorney of record or the attorney's investigator.
- A judge in support of a complaint or an indictment.
- A judge acting at the request of a grand jury.

No person is obliged under a criminal subpoena to attend as a witness before a court that is out of the county where the witness resides or is served with the subpoena unless:

- The distance is less than 150 miles from the employee's residence to the place of trial, or
- The subpoena is endorsed by:
 - The judge of the court in which the offense is triable.
 - A judge of the Superior Court.
 - A justice of the Supreme Court

14010.6.2 Subpoenas — Civil

Civil subpoenas may be issued by a variety of jurisdictions and they compel either the production of a document or the attendance of a witness when the witness is a resident of the State at the time of service. Civil subpoenas are signed in blank by the issuing court and they are completed by the party seeking to examine the witness or document.

14010.6.3 Subpoenas — Who Can Accept Service

Not all employees are legally authorized to accept service of a subpoena on behalf of the Secretary, another employee, or an inmate.

Only employees who are authorized in writing to accept service of a subpoena for another, except as noted under DOM 14010.6.5.2, shall accept such service on behalf of another person.

14010.6.4 Subpoenas — Designating an Agent to Accept Service

Any employee of the Department may designate in writing another employee as their agent to accept service of a subpoena in legal matters related to the employee's work with the Department. No personal service of a subpoena shall be accepted for another person without written authorization from that person.

The designation of an agent to receive service under this Section authorizes that agent to receive service of legal process discussed later in this Section (see DOM 14010.7.2).

Any employee for whom service of a subpoena has been accepted shall immediately be notified and given a copy of the legal documents.

The transfer, resignation, or retirement of either the person authorizing another to accept service or the designee shall automatically revoke the authorization to accept service.

14010.6.5 Subpoenas — Types of Service

Subpoenas may be received by personal service in civil cases and by either personal service or substituted service in criminal cases.

14010.6.5.1 Subpoenas — Personal Service

Personal service implies giving the subpoena to the person to whom it is addressed. If the person to whom the subpoena is addressed has designated an agent in writing to accept service of subpoenas, service of a subpoena upon that person is the same as personal service upon the person to whom the subpoena is addressed. Personal service is permitted in all cases.

14010.6.5.2 Subpoenas — Substituted Service

Substituted service is the delivery of a subpoena to the person to whom it is addressed by any method other than personal service. Substituted service is not permitted in civil matters, but is permitted in criminal matters.

Substituted service of criminal subpoenas may be accomplished by the delivery of the subpoena by any of the following:

- USPS.
- Messenger.
- Delivery to the immediate supervisor of an officer.

Service given to an officer's immediate supervisor requires the delivery of two (2) copies to the supervisor. Substituted service upon the immediate supervisor may be refused, or returned, by the immediate supervisor as specified in DOM 14010.6.7 and 14010.6.8.

- For the purpose of this discussion, reference to the officer's immediate supervisor includes an authorized designee of the supervisor.

14010.6.6 Subpoenas — Accepting Substituted Service

Substituted service of a subpoena is effected only when the person to whom it is addressed acknowledges receipt of the subpoena. Acknowledgement of substituted service shall not be made without first checking with the OLA, unless the subpoena is for the prosecution of an in prison offense. Acknowledgement is made by telephone, mail, or in person, as directed on the subpoena.

Although substituted service is not completed until acknowledged by the person to whom it is addressed, an employee failing to acknowledge substituted service may be required, by the court, to pay the cost of undertaking another means of service.

A subpoena delivered by substituted service has the same force and effect as a subpoena received by personal service, once it is received and acknowledged.

An officer's immediate supervisor who accepts substituted service shall ensure delivery of the subpoena to the officer as soon as possible, but in no event later than such time as shall enable the officer to comply with the subpoena.

When substituted service for an officer is tendered to an immediate supervisor, the superior shall insure that:

- The addressee is an officer and that the supervisor is, in fact, the addressed person's immediate supervisor.
- Sufficient time remains to accomplish delivery of the subpoena to the officer.
- The supervisor can reasonably expect to deliver the subpoena to the officer in sufficient time to permit the officer to comply with the subpoena (taking into account regular days off and holidays for both the supervisor and the officer).

14010.6.7 Subpoenas — Refusing Substituted Service

When an immediate supervisor is tendered service of a subpoena for an officer less than five (5) days prior to the date of the scheduled appearance, and/or the supervisor is not reasonably certain they can complete service to the officer in sufficient time for the officer to comply with the subpoena, the supervisor may refuse to accept service of the subpoena. The supervisor shall notify the server of the reason for the refusal at the time service is being attempted.

14010.6.8 Subpoenas — Inability to Complete Substituted Service

Where an immediate supervisor has accepted substituted service of a subpoena for an officer, and it is subsequently determined that delivery to the officer is not reasonably possible within time to allow the officer to comply, the immediate supervisor shall notify the server, or the server's office (not less than 48 hours prior to the hearing date specified on the subpoena) that service can not be completed. No legal penalty shall arise in connection with compliance with this procedure. First, however, all reasonable attempts to complete service shall have been made.

14010.6.9 Subpoenas — Instructions to Subpoenaed Employees

The OLA shall immediately be notified when:

- An authorized employee receives a subpoena for the Secretary, Undersecretary, Chief Deputy Secretary, Assistant Secretary, or Director.
- There is a need to quash a subpoena.
- The affected employee or the litigation coordinator believes the subpoena was not properly served.

The OLA shall provide directions on how to proceed.

Local litigation coordinators, CCRM's, or a CCRA shall immediately contact the AG's Office if the subpoena is connected to a case in which the AG's Office is representing the State, the Department, or an employee.

The procedure for referrals to the AG's Office is covered under DOM 14010.6.11.

Within one week of sending the transmittal letter to the AG's Office, case records personnel shall ensure that the employee, on whose behalf service had been accepted, has signed and forwarded to the AG's Office a Request for Representation.

When an employee receives a subpoena (other than as outlined above), there is no need to notify the OLA, unless there are reasons to attempt to quash the subpoena.

Anytime an employee is served with, or otherwise receives, a subpoena arising from employment with the Department, the employee shall:

- Contact the litigation coordinator, the CCRM or CCRA.

- Complete a Request for Representation, unless a request has previously been filed for the specific case.

Employees consulting or testifying as a specialist or an expert witness, based on experience gained in the course of their employment with the Department, should first review Department regulations governing incompatible activities, CCR Section 3413(a)(10).

Retired employees shall contact the appropriate staff person at their former institution, region, office, or the OLA.

14010.6.10 Subpoenas — Requests to Disclose Information

When an employee is requested to disclose information by any party to a lawsuit, either informally or by service of a subpoena, the employee shall consider the following:

- Information from public records shall only be disclosed in accordance with DOM 13040.
- Information from employee and inmate files shall only be disclosed in accordance with DOM 13030 and 13040.
- Only the documents specifically named shall be disclosed.

14010.6.10.1 Subpoenas — Non-Peace Officer Personnel Records

Response to a subpoena for information from non-peace officer personnel records shall be as follows:

- Provide the information if:
 - Employee consents in writing to the disclosure of the information; or
 - Disclosure is permissible as a public record or as non-exempt personal information (see DOM 13030 and 13040).
- Contact the OLA if:
 - Employee does not consent in writing to the disclosure of the information; and
 - Exempt personnel information is requested.

In civil actions in which the Department is not involved, and where only payroll or medical records are requested, a subpoena for non-peace officer records shall be complied with. No appearance shall be made on behalf of the Department to oppose a motion for non-peace officer records. Disclosure shall be made upon receipt of the subpoena.

Before disclosure, the Department shall reasonably attempt to notify the individual to whom the record pertains.

Disclosure of personnel records without a subpoena, or the employee's written consent, shall only be made to an attorney representing the Department's interest, as in worker's compensation matters when defending the Department or its employees, or in adverse personnel actions.

14010.6.10.2 Subpoenas — Peace Officer Personnel Records

Peace officer personnel files are considered confidential under PC 832.7 and 832.8. Disclosure shall occur only if:

- The employee consents in writing to the disclosure, or
- A subpoena is issued by a DA for the limited purpose of enforcing child support obligations; or
- The Department is served notice more than ten days in advance of a hearing on a motion for hearing held under EC 1043 and 1046. At the hearing, the court, not the Department, would determine if the record is to be disclosed.

Motions made to obtain information from peace officer personnel files shall be handled in accordance with the following:

- Upon receipt of a subpoena or notice that a motion has been requested, the employee whose records are being sought shall be sent a written notice mailed to the employee's last known address that a hearing is being scheduled to determine whether information in the employee's file is to be disclosed.
- All subpoenas in criminal and civil actions requesting peace officer records, other than those noted above, shall be referred to the AG's Office.

An attorney serving a subpoena for peace officer personnel records shall be informed of the provisions of PC 832.7 and 832.8.

14010.6.10.3 Subpoenas — Inmate/ Parolee Records

Subpoenas for inmate/parolee records shall always be referred to the AG's Office except under the following circumstances:

- The subpoena was issued by the inmate's/parolee's own attorney.
 - The attorney shall be informed that the inmate's/parolee's written consent is required for the attorney to review the record.

- If the attorney is unwilling to fulfill this requirement, the matter shall be referred to the Department's OLA.

- Inmate/parolee medical records are sought in a civil action, not involving the Department, where the inmate/parolee is a party.

- Notice shall be given to the inmate/parolee prior to disclosure.

14010.6.10.4 Subpoenas — Other Records

Subpoenas for public records such as a copy of non-confidential operating manuals shall be handled by informing the person issuing the subpoena of the method to secure public records as outlined in DOM 13040.

Subpoenas for other records such as copies of incident reports or confidential procedures shall immediately be referred to the AG's Office.

14010.6.11 Subpoenas — Referral to the Attorney General

Subpoenas shall be referred to the appropriate AG's Office (see DOM 14010.13) under the following circumstances:

- When issued to an employee because of their participation in, or preparation of, a diagnostic study under PC 1203.03 or 1170 (d).
- When an employee is subpoenaed to give an expert opinion (that is, the employee has some expertise in a particular field) in a case in which the employee has no direct knowledge of the event that is the subject of the case and an expert witness fee has not been tendered.
- When served at a time which is unreasonably close to the date on which the appearance is required.

A subpoena referral shall not be made to the AG's Office if:

- The employee who has been served is willing to appear at the employee's own expense, on the employee's own time; and
- The Warden, RPA, or division head authorizes the employee vacation time off to make the appearance.

14010.6.12 Subpoenas — Contacting the Issuing Attorney

The subpoenaed employee shall not make direct contact with an attorney issuing a subpoena unless directed to do so by the OLA. In any case where the employee was not a percipient witness, or lacks any relevant information concerning the event, the employee shall make direct telephonic contact with the OLA. The OLA shall make attempts to have the subpoena withdrawn by the attorney who issued it.

14010.6.13 Subpoenas — Failure to Comply

Failure to comply with any legal subpoena can result in contempt charges and sanctions (fines and/or imprisonment) by the court which issued the subpoena. Employees shall make every reasonable effort to comply with subpoenas.

14010.7 Legal Process — In General

Service of any documents used in civil proceedings (except subpoenas) is referred to as service of legal process in this section. The documents shall be handled in accordance with the provisions of this section anytime an employee receives such service.

14010.7.1 Legal Process — Who Can Accept Service

Only the following Headquarters staff shall accept service of legal process for the Department:

- Designated staff of OLA.
- The Chief, Correctional Case Records Services.
- CCRA's in Case Records Services.
- The CCRM, LPU.

14010.7.2 Legal Process — Designating an Agent to Accept Service

Each Warden and RPA shall designate an employee to accept service of process on behalf of the institution or region.

Designating an agent to receive service is accomplished in the same manner as described in DOM 14010.6.4.

14010.7.3 Legal Process — Types of Service

Service of legal process may be by personal service or by substituted service. Note that unlike the service of a subpoena in a civil matter, service of legal process in a civil matter may be accomplished by substituted service.

14010.7.3.1 Legal Process — Personal Service

Personal service is accomplished by delivering the legal process to the defendant in person, or to an agent designated by the defendant, in writing, to accept service of legal process on their behalf.

14010.7.3.2 Legal Process — Substituted Service

Substituted service is accomplished in any of the following ways:

- Leaving a copy of the legal process at the defendant's residence with a person over 18 years of age and, thereafter, mailing a copy to the defendant at the same address.
- Leaving a copy at the defendant's place of employment with a person in charge (this may be the officer on duty at the front gate or public entrance) and, thereafter, mailing a copy to the defendant at the place of employment.
- Sending the legal process to the person by mail, but this must include an acknowledgement of service. This is the method most commonly used by the U. S. Marshall for service of federal civil rights actions.

14010.7.3.3 Legal Process — Acknowledgement of Service by Mail

The acknowledgement shall not be signed or dated by the person receiving it. The acknowledgement shall be transmitted to the AG's Office with the legal process as provided in DOM 14010.7.6.

14010.7.4 Legal Process — Service Upon Inmates

No charge shall be made for the serving of legal papers on inmates by departmental staff. This shall preclude process servers from direct access to security areas of the institutions. This shall not preclude the proper service of papers by a sworn peace officer escorted into a security area.

Service may be completed as follows:

- Staff may accept the papers from the process server and then complete the service on the inmate.
- A sworn peace officer may be escorted into the security area to complete the service of papers.
- A non-sworn process server may be permitted to complete personal service if:
 - The server desires to make personal service and has made prior arrangements.
 - The inmate can reasonably be brought to the visiting area.
 - Permitting the personal service does not compromise the institution security.
- If a request for service is received by mail, institution staff shall serve the papers and complete the verification of service. If a fee accompanied the request for service, the fee shall be returned with the verification of service.

14010.7.5 Legal Process — Handling

Upon receipt of legal process, the employee served shall forward the document to the person designated by the Warden or RPA (normally the litigation coordinator or the case records staff).

Headquarters staff shall forward such documents to the OLA or the Case Records Office.

The employee served shall furnish the following information:

- Date of service.
- Place of service.
- Name, or title, of the person who served the documents.
- Method of service.

All employees shall receive training to ensure they are familiar with this process, and they shall be given written instructions in the format shown in.

Headquarters, each institution and each parole region shall process substituted service for an employee as follows:

- A process server who indicates they are leaving substituted service shall be allowed to leave it with an employee most convenient (such as the front gate or the receptionist) for Headquarters, the institution, the parole region, or field office. The legal process may be placed in the office mail system for delivery to the employee if there is a reasonable assurance service shall be completed in a timely manner, or it shall be delivered in person to the employee.
- If the legal process is job related, the employee to whom service is addressed may request representation at State expense or at the employee's expense as provided in DOM 14010.14.

14010.7.6 Legal Process — Transmittal to the Attorney General

Upon receipt of legal process and information concerning service, the litigation coordinator or case records staff shall prepare a transmittal letter to the assistant AG serving the court (see DOM 14010.13) which issued the documents. The appropriate assistant AG shall be contacted by telephone when it appears some action needs to be taken immediately or when a written referral will not give the AG's Office sufficient time to respond.

The transmittal letter shall contain the following information:

- The name of the employee served and for whom service was accepted.

- The method of service: personal delivery, mail, etc.
- The date and place of service.
- The name, or title, of the person who served the documents.
- A request for representation on behalf of the person named in the documents.

The employee on whose behalf service was accepted shall be given a copy of the transmittal letter and any other documents they had not previously been given.

14010.8 Small Claims Court

On occasion, an employee is served with a claim filed in small claims court against the Department, or against the employee arising from their employment with the Department. As attorney representation is not permitted in small claims court, neither the AG's Office nor any other attorney may appear to represent the Department or the employee. The employee served shall immediately contact the individual designated for processing legal documents as described in DOM 14010.7.5 and then provide that individual with a copy of the claim.

The Warden, RPA, Assistant Secretary, or their designee, shall write a letter to the clerk of the court in which the claim was filed, requesting that the claim be dismissed when either, or both, of the following appears to be true:

- The claimant failed to exhaust all administrative remedies.
- The claimant failed to file a California Victim Compensation and Government Claims Board (CVCGCB) claim.

Copies of the letter shall be sent to the OLA and the claimant/plaintiff.

If the claimant exhausted administrative remedies and filed a CVCGCB claim prior to filing the action, or if the court refuses to grant the request to dismiss, the Warden, RPA, Director, Assistant Secretary, Chief Deputy Secretary, Undersecretary, Secretary, or their designee (either the employee served or another staff member with relevant knowledge of the issue before the court), shall appear at the hearing to present the Department's response to the claimant's allegations.

Court Ruling

If the court rules in favor of the claimant, the defendant (the Department and/or the employee) has the right to appeal the finding to the Superior Court. The AG's Office shall represent the Department or the employee. Prior to deciding whether to appeal, the Warden, RPA, Director, Assistant Secretary, Chief Deputy Secretary, Undersecretary, Secretary, or their designee, shall contact the OLA. If the decision is made not to appeal, the person who appeared in court shall be required to obtain a copy of the order to justify payment of the claim.

14010.9 Not Reporting Home Address During Testimony

An officer may give the place of employment, rather than the actual residence location, in the following circumstances:

- Testimony is being given in a criminal proceeding.
- Testimony is likely to become a matter of public record.
- The testimony concerns an event or transaction the employee perceived or investigated in the course of employment with the Department.

14010.10 Transfer of Original Documents

Original documents shall not be transferred to the custody of a Deputy AG, or anyone outside the Department, without the consent of the Assistant Secretary, OLA, or the Chief, Correctional Case Records Services.

14010.11 Cooperation with the Attorney General

Departmental employees shall cooperate fully with the AG's staff who are representing the Department, or a departmental employee, in any legal action.

Cooperation shall include, but not be limited to:

- Producing documents.
- Completing interrogatories.
- Researching matters within the Department.
- Appearing as a witness, when required.

If it is felt that requests by the AG's Office have become excessive, the litigation coordinator or the section chief in units without identified litigation coordinators shall contact the OLA, which shall attempt to mediate the conflict between the Department and the AG's Office.

Attorney General's Obligation

When the AG's Office represents an employee of the Department, the AG's Office is obligated to maintain the same attorney-client privilege regarding any communications with that employee as if the employee had retained private counsel.

Employees with information relevant to any litigation involving the Department should channel the information to the AG's Office through the litigation coordinator or the section chief in units without identified litigation coordinators. If there is any question about whether or not the information should be communicated to the AG's Office, the OLA shall be consulted.

14010.12 Contacting the Attorney General

Employees shall initiate contact with the AG's Office only under the following circumstances:

- As directed by this section.
- When instructed by the OLA.
- When assigned to assist in preparation of a specific case.
- When the employee is personally represented by the AG's Office in a legal action.
- When the Department seeks an ex parte order blocking disclosure of exempt personal information.

14010.13 Attorney General Assignments

The following AG's Offices have been assigned to represent the Department in the various courts as shown:

AG's Office	Federal District Courts	Calif. Appeals Courts	Counties	Parole Regions
Los Angeles	Central	2 nd	Inyo, Kern*, Los Angeles, Orange, Santa Barbara, San Bernardino, San Luis Obispo, Ventura	III and parts of IV
Sacramento	Eastern	3 rd & 5 th	Alpine, Butte, Calaveras, Colusa, El Dorado, Fresno, Glenn, Kings*, Lassen, Madera, Mariposa, Merced, Modoc, Mono, Nevada, Placer, Plumas, Sacramento, San Joaquin, Shasta, Sierra, Siskiyou, Solano, Stanislaus, Sutter, Tehama, Trinity, Tulare, Tuolumne, Yolo, Yuba	I
San Diego	Southern	4 th	Imperial, Riverside, San Diego	IV
San Francisco	Northern	1 st & 6 th	Alameda, Contra Costa, Del Norte, Humboldt, Lake, Marin, Mendocino, Monterey, Napa, San Benito, San Francisco, San Mateo, Santa Clara, Santa Cruz, Sonoma	II and parts of I

*The AG's Office in San Francisco will handle state habeas corpus matters arising from CCI; California State Prison, Avenal; and California State Prison, Corcoran.

14010.14 Employee's Right to Obtain Private Counsel

In job related actions any employee has the right to be represented, at their personal expense, by the attorney of the employee's choice rather than by the AG's Office. Where it is determined that the Department shall provide defense counsel, and the employee does not wish to provide counsel at their own expense, the Department shall have the AG's Office, or private counsel

(in cases where the AG's Office has a conflict of interest), represent the employee at Department expense.

14010.15 Requests to Settle Litigation

All settlement requests shall be in writing. They shall be submitted to the Secretary or the Undersecretary through the Assistant Secretary, OLA. Prior to settling any legal action, the following guidelines shall be followed:

- Settlements involving policy or procedural changes shall be approved by the appropriate division head, the Assistant Secretary, OLA, and, when necessary, the Secretary or the Undersecretary.
- The Secretary or the Undersecretary shall approve money settlements.

14010.16 Policy Changes Because of Litigation

Revised February 11, 2013

The Secretary establishes departmental regulations and policy. No changes to department regulations will be allowed without the consent of the Secretary or members of the Secretary's staff who have been delegated rulemaking authority by the Secretary to establish or modify regulations.

The approval of the General Counsel, OLA, or their delegate is required for any regulation, policy, or procedural change based upon a court decision. Consultation with the Department's OLA, appropriate division heads, and the Secretary is required before any regulatory, operational, or policy changes are made in response to the instructions or advice of:

- The AG's Office.
- A DA's office.
- Any other attorney representing the Department or its employees.

Note: Further information is contained in DOM 12010, Policy Directives.

The litigation coordinator shall notify the AG's Office and OLA if a specific case involves broad policy implications for the Department. When a question arises as to which unit (the OLA or the AG's Office) shall have primary responsibility for handling a case, the inquiry shall be directed to the OLA who shall make the determination.

14010.17 Designating Litigation Coordinators

The Department shall provide litigation assistance to the AG's Office. To best accomplish this, each facility and parole region shall designate a staff member to act as the Litigation Coordinator. The Litigation Coordinator shall be the contact person for departmental staff or the AG's Office, either on a continuing basis or upon request on an individual case. The OLA shall be informed of the Litigation Coordinator for each case and all changes or replacements as they occur.

Responsibility

The Litigation Coordinator shall:

- Establish a system to coordinate, control, and process all legal documents.
- Schedule legal planning sessions between facility, parole region, and the AG's Correctional Law Section (CLS) for responding to ongoing litigation and finalized court decisions.
- Monitor due dates on all legal matters in order to ensure facility and staff compliance with those dates.
- Upon request of CLS, identify appropriate expert(s) on specific issues in litigation.
- Compile, review, and evaluate all records and documents related to matters in litigation to ensure uniformity and compliance in facility responses.
- Provide necessary documentation for CLS and disseminate documents to staff, inmates, or inmate attorneys when directed.
- Prepare responses to discovery requests and/or other documentation required during litigation.
- Receive, file, and prepare initial documentation for CLS on all cases instituted by inmates.
- Coordinate security for maximum-security inmates who testify in either criminal or civil proceedings.
- Identify areas of potential or recurring litigation for possible facility action.
- Coordinate with CLS to provide for briefings of the Warden or RPA and administrative staff on the status and content of pending litigation, including the potential impact of that litigation on prison/parole region administration and operational procedures.
- With direct guidance from CLS, provide IST for management and line staff on operational changes dictated by recent specific court orders, litigation, statutes, or general new case law.

- Provide IST to staff on their role and responsibility as a party or witness in litigation.
- Act as in-court trial investigator and source for necessary immediate facility information, during trial, and for the attorney representing a staff member concerning any correctional interest at issue.
- Assist staff members during their legal contacts with the court, inmate, inmate attorney, or attorney representing staff.
- Review confidential records and files to be used in litigation in order to protect confidential matters not at issue or not relevant to individual litigation.
- Provide budget planning information by determining costs of litigation because of lost staff time, overtime, travel, etc., and costs of implementing finalized court decisions.
- Provide information to CLS on the facility's/parole region's compliance in procedural or policy concerns.
- Ensure improvement in CLS responses to facility contacts by the courts and attorneys where appropriate (particularly when court makes requests of the facility).
- Schedule staff meetings or staff interviews for CLS and coordinate CLS contacts with the facility.
- With input from CLS, where appropriate, make recommendations to the Warden or RPA for implementation of procedural changes necessitated by prison litigation or court orders.

14010.18 Civil Rights of Inmates

Under federal statute, the U.S. AG's Office may investigate complaints that incarcerated persons are being deprived of their federal constitutional rights. If such an investigation is started based on an inmate/parolee complaint, an affected employee may request representation by the State AG's Office. Request for representation shall be made in writing.

14010.19 Inmate Access to Court

State and federal law guarantees inmates access to the courts to litigate issues. An inmate may bring a lawsuit or be sued, like any other person.

No inmate shall be disciplined or punished in any way for instituting or maintaining a lawsuit. Sanctions shall only be imposed by the courts, not by departmental employees, if an inmate uses or abuses the right of access to the courts.

14010.19.1 Filing Fee for Inmates to Initiate State Civil Actions

Statute and regulations require the Secretary to collect a \$3.00 filing fee, separate from any other fees required from the court, for each state civil action initiated by inmates while incarcerated with the Department. Civil actions are defined as non-criminal.

The fee is to be charged to the inmate's trust fund. Inmates shall fill out a CDC Form 193, Trust Account Withdrawal Order, specifically identifying the purpose of the withdrawal, the parties associated with the action, and the court where the filing is to be sent. The CDC Form 193 shall be processed in the trust office, marked "PAID," and signed by the trust staff deducting the \$3.00 filing fee from the trust account. If the inmate trust account does not have \$3.00 available to pay the filing fee, the CDC Form 193 shall be marked "NSF" to reflect that funds were not available to pay the filing fee.

Inmates shall not handle completed CDC Form 193. After the CDC Form 193 has been marked "PAID" or "NSF," it shall be provided to a designated staff member, who shall place it in the package in accordance with current legal mail procedures, prior to sealing and initialing of the envelope.

14010.20 Staff Assistance to Inmates

Employees shall not assist an inmate/parolee in the preparation of any legal document except as provided in the CCR 3160, for inmates/parolees who are illiterate or physically incapable. Employees shall not give any form of legal advice. Employees are permitted to help inmates/parolees find qualified assistance for their legal problems, but only through referrals to the California Bar Association, the local county bar associations, or a local attorney referral service listed in the telephone yellow pages. Referrals to specific attorneys are prohibited.

14010.21 Legal Copying Services

Copy service is provided as a convenience for inmates in preparing legal documents. The number of copies required by applicable court rules to be filed with the courts and to be served on all parties and other persons in the litigation shall be provided. Other persons may include the AG's Office, the inmate's attorney, and the Secretary's Office. The inmate shall be provided with one extra copy of the document for his or her own records. One additional copy of a petition for a writ of habeas corpus filed in State court shall be provided to the inmate for mailing to the appropriate DA.

Printed forms required by State and federal courts, which are made available by the courts to the Department, shall be provided without charge to inmates. Inmates shall be required to pay for necessary duplication of printed forms and other written or typed materials, special paper, envelopes, and postage for mailing to the courts, except these items shall be provided at no charge to an indigent inmate as described in CCR 3162 and 3165(d).

14010.21.1 Abuse of Legal Copying Services

Revised April 29, 2012

Copy service shall be restricted when:

- An inmate abuses the service to the extent that other inmates are deprived of such service or
- An inmate requests duplication of a document exceeding 50 pages in total length without a written explanation of need, as described in section 101120.15.

Authority to restrict copy service shall not be delegated below the level of Captain, or a person designated by the Warden. Reasons for the restriction of service shall be documented by using a CDC Form 128-B, General Chrono.

14010.21.2 Legal Documents

The following are considered legal documents for the purpose of providing copy service to inmates:

- Writs--habeas corpus, mandate, etc.
- Civil rights complaints.
- Civil complaints or answers.
- Petitions for hearings in appellate courts.
- Motions to proceed "in forma pauperis" (without funds to hire counsel).
- Exhibits, including slip opinions of the California Court of Appeals, when attached to petitions for hearing in the State Supreme Court.

14010.21.3 Non-legal Documents

The following are considered non-legal documents for the purpose of providing copy service to inmates:

- Law book pages.
- Law review articles.
- Court transcripts.
- Correspondence with attorneys or public officials.
- Slip opinions, except as noted above.

Inmates shall be charged for copies of these documents.

14010.21.4 Size and Number of Copies for Court Documents

The number of copies required by the courts of the following documents is:

Court	Writs of Habeas Corpus	Appeals & Certiorari Petitions	Hearings and Other Writs	Exhibits
U.S. Supreme Court	Original and Appendix (a)	Original and 8 Copies	—	Original
U.S. Court of Appeals	Original and 3 Copies	Original and 15 Copies ^(b)	—	Original and 3 Copies
U.S. District Courts	Original and 3 Copies	—	—	Original and 3 Copies
State Supreme Court	Original and 14 Copies	Original and 14 Copies	Original and 14 Copies	Original and 1 Copy
State Court of Appeals	Original and 3 Copies	Original and 3 Copies	Original and 3 Copies	Original and 1 Copy
State Superior Courts	Original	—	—	Original

(a) Indigent inmates--original and In Forma Pauperis affidavit.

(b) Indigent inmates--original and four copies.

Paper size for all courts is 8 1/2" x 11."

14010.22 Notarization of Legal Documents

Each Warden shall identify and designate a Notary Public Coordinator, have an adequate number of commissioned notaries public to accommodate inmate requests, and designate a secured storage area for supplemental identification cards. Upon request from an employee, an inmate, or an inmate's attorney, notary service shall be provided upon payment of established notary fees.

Documents requiring notarization may be notarized only upon the inmate's payment of the established notary fee. Inmates who request notarization of court documents, but who cannot pay the established fee, shall be advised that the courts permit an alternative to notarization. Under CCP 2015.5 and Title 28, U.S. Code (USC) 1746 (cited as 28 USC 1746), documents can be filed with a declaration under penalty of perjury.

Notary services shall be provided as expeditiously as possible, consistent with security and other operational needs.

An employee acting as a notary shall not read a document to witness the signature other than to ascertain the title or description of the document for the notary's record book and to ensure the person whose signature is being witnessed signs it in front of the notary.

14010.22.1 Identification of Persons

An employee acting as a notary may only acknowledge an instrument in accordance with the current Notary Public Handbook published by the Secretary of State.

Satisfactory evidence for incarcerated inmates shall be a supplemental inmate identification card as described below.

Supplemental inmate identification cards will include the inmate's full name, physical description (height, weight, hair, eyes, date of birth, and gender), the inmate's photograph, the inmate's signature, the inmate's CDC number, and contain the following heading: "California Department of Corrections and Rehabilitation (CDCR), Temporary Supplemental Identification (ID) Card for Notary Purposes Only." These cards are used for the sole purpose of identifying inmates for notary services and will not be given to the inmate at any time for any reason.

Each institution shall develop and maintain a DOM Supplement in accordance with Civil Code Section 1185, DOM Chapter 1, Article 18, Legal Matters, and DOM Chapter 1, Article 6, Policy Directives.

14010.23 Legal Information for Parole Agents

DOM 80000 contains additional information governing how the DAPO staff handles legal matters unique to that division.

14010.24 Education of Professionals from the Judicial System

Professionals of the judicial system shall be kept informed about programs and services available to inmates within the Department. This can be accomplished by:

- The Department's participation in the annual Superior Court Criminal Law Institute.
- Participation in programs presented by the California Center for Judicial Education and Research.
- The Secretary's Annual Report to municipal and superior courts.
- Acquainting professionals in the criminal justice and judicial system regarding the programs and services available to persons committed to the Department as civil narcotic addicts as an alternative to commitment as a felon.

In accordance with the provisions of DOM 13020, Wardens may invite professionals of the judicial system into facilities to observe operations and activities and gain first-hand, up-to-date knowledge about the programs and services available to inmates.

14010.25 Revisions

The Assistant Secretary, OLA, or designee shall be responsible for ensuring that the contents of this Article are kept current and accurate.

14010.26 References

CC §§ 1185 and 1798, et seq.

CCP §§ 415 et seq., and 2015.5.

EC §§ 1043 and 1046.

GC §§ 3300, et seq.

PC §§ 832.7, 832.8, 1170(d), 1203.03, 1328, and 1328.5.

18 USC 1746.

CCR (15) (3) §§ 3160, 3162, 3165(c), 3165(d), and 3413(a)(10).

DOM §§ 12010, 13020, and 13040.

ARTICLE 19 — RESEARCH

Revised April 16, 2013

14020.1 Policy

A research section has been established to facilitate review and evaluation of programs and basic operational procedures for the purpose of promoting greater effectiveness and efficiency in achieving departmental goals.

14020.2 Purpose

This section outlines the scope of the Department's research operations and specifies the procedures used in submitting research proposals.

14020.3 Definitions**Research**

Research is the application of the scientific method for the extension of knowledge. The objective of this method is to prove the validity and reliability of any statement at the highest possible level of certainty in accordance with the rules of mathematics, statistics and logic.

Biomedical Research

Biomedical research is research relating to or involving biological, medical, or physical science.

Behavioral Research

Behavioral research involves, but is not limited to, investigation of human behavior, emotion, adaptation, conditioning, and response in a program designed to test certain hypotheses through the collection of objective data.

Specifically excluded from the definition of behavioral research is the accumulation of statistical data in the assessment of the effectiveness of programs to which inmates are routinely assigned such as, but not limited to, education, vocational training, productive work, counseling, recognized therapies, and programs which are not experimental in nature. This type of research may be carried out in the Department.

14020.4 Restrictions

No biomedical research shall be conducted on any inmate under the jurisdiction of the Department.

Specific kinds of behavioral research on inmates are permitted and governed by the Penal Code. The kinds of behavioral research that may be conducted on inmates are limited to:

- Studies of prisons as institutional structures.
- Studies of prisoners as incarcerated persons who present minimal or no risk and no more than mere inconvenience to the subjects of the research.
- Studies of the possible causes, effects, and processes of incarceration.

The use of behavioral modification techniques in research on inmates is authorized by the Penal Code only if such techniques are a medically and socially acceptable means by which to modify behavior and if such techniques do not inflict permanent physical and psychological injury on inmates.

14020.5 Research Advisory Committee

A Research Advisory Committee has been established to provide routine review and oversight of behavioral and other research activities in the Department.

Membership of the Research Advisory Committee may be comprised of CDCR departmental representatives, as well as other research and evaluation professionals as determined by the Director of Internal Oversight and Research such as:

- Deputy Director, Office of Research (chairperson).
- Deputy Director, Division of Adult Institutions.
- Deputy Director, Division of Adult Parole Operations (DAPO).
- Chief of the Research and Evaluation Branch.
- Academic community representatives engaged in criminal justice research.

14020.5.1 General Responsibility of Committee

The Department is held accountable for the conduct of all research on inmates. This accountability is ensured through the Research Advisory Committee in that its functions include overseeing behavioral and other research activities within the Department. No behavioral or other research shall be conducted on inmates without review by this committee. General functions of this committee shall include:

- Reviewing proposed research projects and recommending approval or disapproval to the Director.

- Overseeing research projects in progress, ensuring adherence to State laws, departmental policies and standards for research on human subjects.
- Preparing the biannual report to the Legislature as required by PC. This report shall include a review of each research project approved and conducted during the time period covered by the report.

14020.5.2 Specific Responsibility

Specific functions of this committee shall include ensuring that:

- Any risks to inmates consenting to research are outweighed by the benefits they shall receive and the knowledge that will be gained from the research.
- The rights and welfare of inmates are adequately protected and the security of any exempt personal information is maintained.
- Procedures for the selection of inmates for research projects are equitable and that they are not unjustly deprived of the opportunity to participate. A means is established for adequately compensating research related injuries.
- Legally effective informed consent is obtained from all participating inmates.
- The rate of remuneration is comparable to that received by non-prisoner volunteers in similar research.
- The conduct of research projects is reviewed at timely intervals.

14020.6 Informed Consent

An inmate shall be deemed to have given their informed consent only if the following conditions are met:

- Consent is given without duress, coercion, fraud, or undue influence.
- Inmate is informed in writing of the potential risks and benefits of the proposed research.

Language

- Inmate is informed both orally and in writing, in a language in which subject is fluent, of each of the following:
- An explanation of the behavioral or other research procedures to be followed and their purpose, including identification of any procedures which are experimental.
- A description of all known attendant discomforts and risks reasonably to be expected.
- A disclosure of any appropriate alternative behavioral or other research procedures that might be advantageous for the subject.
- The nature of the information sought to be gained by the experiment.
- The expected recovery time of the subject after completion of the experiment (if applicable).
- Amount of remuneration to be received.
- Manner in which the prisoner may obtain treatment if research related injuries occur.
- An offer to answer any inquiries concerning the applicable behavioral or other research procedures.
- An instruction that the person is free to withdraw his consent and to discontinue participation in the research at any time without prejudice.

14020.7 Project Approval

All research activities and proposals involving departmental facilities, employees, or inmates shall be submitted, in the format described in the DOM 14020.8, to the Chief of the Research and Evaluation Branch, who shall coordinate the process of departmental review and approval. Review of research proposals shall be carried out by the Research Advisory Committee. For each proposal, the committee shall recommend that it be approved, approved with qualifications, or disapproved. The recommendation shall be submitted to the Director for final approval/disapproval.

Projects

Projects requiring this approval process include:

- Departmental research conducted by employees of the Department.
- Research conducted jointly by outside agencies and departmental employees.
- Outside agency research conducted with the Department.
- Research conducted by students in conjunction with their academic studies or recognized apprenticeship service.

Agreement

Persons/agencies outside the Department, prior to project approval, shall sign an agreement to adhere to the requirements established herein.

Reports

Agencies/persons conducting research in the Department shall be required to submit progress reports on their projects at the request of the Chief of the Research and Evaluation Branch. Information from these reports shall be included in the biannual report transmitted to the Legislature.

14020.8 Preparation of Proposals

All research proposals submitted for departmental approval shall contain:

Introduction

- Brief statement of the objectives of the proposed study; what questions are being asked or what hypotheses tested.
- Specific values of the project with particular focus on administrative decisions to which the findings might be pertinent.

Methodology

- A description of the research methods to be used (e.g., experimental-control group, matched comparisons, exploratory interviews) and the approach to be taken (e.g., descriptive, experimental hypotheses testing, or participant observation).
- A description of the measuring devices to be used, (e.g., scales, tests, questionnaires). If measuring instruments are other than those routinely administered in the Department, a copy of the instruments shall be forwarded with the proposal. If they are to be developed as part of the project, a statement of their intended character and rationale shall be included.
- The institution where the proponents intend to collect data.

Resources Required

- Names and working titles of personnel involved (both employees of the Department and of other agencies), and their responsibilities in the project.
- An estimate of departmental staff time to be devoted to the project.
- Beginning and ending dates of the study.
- Additional operating or equipment costs to the State, including alterations to or additions of space.
- Demands on the time of inmate subjects and a plan for the compensation of the inmates.
- Source of funding.

Other Required Documents

- A copy of the informed consent form that shall be used in the project which shall include as a minimum those items listed in DOM 14020.6.
- An up-to-date curriculum vitae (resume) for each professional staff member of the proposed project.
- For student research projects, a letter from the student's faculty advisor stating that the student will be working on the project under his/her supervision and that the project has the approval of the student's college or university.
- A privacy certification signed by the principal investigator of the project outlining procedures for protecting exempt personal information and certifying that these procedures shall be carried out.
- For any proposal previously reviewed by a human subjects committee in a university or outside research organization, a copy of the record of the committee's approval.

14020.9 Grievances

Any inmate who has a grievance concerning the operation of any particular research program conducted under the authority of the Department may appeal using established appeal procedures (see DOM 54100).

14020.10 Research Related Injuries

Any physical or mental injury of an inmate resulting from participation in behavioral research, irrespective of the causation of such injury, shall be treated by the Department promptly and on a continuing basis until such injury is cured.

14020.11 Revisions

The Deputy Director, Office of Research, or designee shall ensure that the contents of this Section are accurate and current.

14020.12 References

PC §§ 3500 - 3524.

ACA Standards: 2-4019 - 2-4114, 2-3101, 2-3102, 2-2057 - 2-2063.

ARTICLE 20 — POLYGRAPH*Revised August 9, 2011***14030.1 Policy**

A polygraph examination is a tool, which may be used during official departmental investigations, by which the polygraph examiner formulates an opinion as to the veracity of statements made by an examinee.

14030.2 Purpose

This Article seeks to ensure that the rights of the persons being examined (herein referred to as the examinee) are protected through the consistent compliance of all statutes and regulations governing the polygraph examination process.

14030.3 Responsibility - Secretary

The Secretary retains overall responsibility for the proper administration of all polygraph examinations by departmental staff.

14030.3.1 Responsibility — Chief, Office of Correctional Safety (OCS)

The Chief, OCS, supervises departmental employees who perform polygraph examinations and the administration of all such examinations.

14030.3.2 Responsibility — Polygraph Examiner

The polygraph examiner shall not knowingly violate the rights of the examinee. The examiner shall comply with all statutes and regulations governing the polygraph examination process. The examiner shall not conduct a polygraph examination without proper authorization. The examiner shall not disclose or discuss the examination or the results of the examination with anyone not authorized to receive the information.

14030.4 Polygraph Examiners and Equipment

Only staff of the OCS shall conduct polygraph examinations. Only equipment approved by the Chief, OCS, shall be used during a polygraph examination conducted by departmental staff.

14030.5 Who May Request a Polygraph Examination

An employee, inmate, or parolee under investigation for an alleged violation of the law or a regulation may make a request for a polygraph examination. No person shall be ordered to take a polygraph examination. No coercion or offer of reward shall be used to induce any person to take a polygraph examination.

14030.6 Conditions for a Polygraph Examination

The following conditions shall be met before a polygraph examination may be conducted:

- If an employee requests or agrees to an examination, they shall have completed and signed a CDC Form 1498, Employee Request For Polygraph Examination.
- The examinee shall have voluntarily consented to the examination.
- The examinee shall have voluntarily signed a CDC Form 1499, Polygraph Examination Consent, Release, and Waiver.
- The prior approval of the Chief, OCS, shall have been obtained.

Used During Investigation

The polygraph examination shall be used only when there is an active departmental investigation in progress and other investigative efforts have been exhausted. All employees of the CDCR shall be afforded the protections provided under the Public Safety Officers Procedural Bill of Rights concerning the use of polygraph examinations. For further information concerning an employee's rights in situations which might result in an adverse personnel action, the reader is directed to the DOM Sections 31140, Internal Affairs Investigations; and 33030, Employee Discipline.

14030.7 Approval for Polygraph Examinations

The Chief, OCS, or in their absence, the Special Agent-In Charge, shall review and approve all requests for a polygraph examination.

14030.8 Requests from Other Agencies for a Polygraph Examination

The Chief, OCS, may permit the administration of a polygraph examination by departmental staff upon written request from another law enforcement agency when a departmental employee, inmate, or parolee is under investigation, and/or a departmental interest can be served.

When a paroling authority requests a polygraph examination, the chairperson of the appropriate board shall make a written request to the Chief, OCS.

14030.9 Polygraph Examinations by Other Agencies

Polygraph examinations may be administered by non-departmental persons to inmates and parolees under the Department's jurisdiction only under the following conditions:

- With the prior approval of the Chief, OCS, and
- Under such conditions and at a time and place set by the Warden or RPA having jurisdiction over the inmate or parolee, and
- With the consent of the DA of the involved county, when in connection with the guilt or innocence for an offense in which a conviction resulted, or
- When ordered by a court having jurisdiction in a currently pending criminal case.

14030.10 Polygraph Examination Results

Upon completing a polygraph examination, the examiner may discuss with the examinee, in general terms, the opinion formed as a result of the examination. The opinion formed may be that the examinee has been "truthful" or "deceptive" in answering the questions. If the examiner is unable to reach an opinion based upon the examination, the result would be the examination was "inconclusive." When in the opinion of the polygraph examiner the examinee has been truthful, the examiner may express that opinion to the examinee and terminate the examination.

When in the opinion of the polygraph examiner the examinee has been deceitful, the examiner may confront the examinee with that opinion in the attempt to elicit truthful answers. In this case, the examination may continue. Except in unusual circumstances, polygraph examinations shall not be used as substitutes for or to check the outcome of inmate disciplinary hearings, parole revocation hearings, or parole rescission hearings.

Confidential

The written report and all examination materials shall not be considered public documents. They shall not be released or disclosed. They are considered part of an ongoing investigation and, as such, are classified as confidential.

The examiner's report shall be made available to the Secretary, the Chief, OCS, and the Warden or RPA having jurisdiction over the employee, inmate, or parolee unless specifically restricted by the Secretary. A copy of the report shall be retained in the files of the OCS.

14030.11 Revisions

The Chief, OCS, or designee shall be responsible for ensuring that the contents of this Article are kept current and accurate.

14030.12 References

B&PC § 9303, et seq.

GC § 3300, et seq.

PC § 637.4.

CCR (15) (3) § 3293.

DOM §§ 31140 and 33030.

Public Safety Officer's Procedural Bill of Rights.

ARTICLE 21 — RESERVED**ARTICLE 22 — LEGISLATION***Effective January 25, 1990***14050.1 Policy**

The Department shall operate in compliance with the statutes and regulations established by the Legislature and control agencies.

14050.2 Purpose

This section seeks to establish guidelines for ensuring that all proposed legislation affecting the Department is analyzed, the Department's interests are made known to the Legislature, and the departmental reports to the Legislature are submitted in a timely manner.

14050.3 Responsibility

The Director retains overall responsibility for effectively communicating and interfacing with the Legislature.

14050.3.1 Responsibility — Assistant Director, LLO

The Assistant Director, LLO shall ensure that all proposed legislation affecting the operation of the Department receives timely analysis and the Department's concerns and positions on proposed legislation are made known to the Legislature; respond to inquiries from the Legislature, its committees and aides, and ensure that reports required by the Legislature are properly prepared and transmitted in a timely manner.

14050.3.2 Responsibility — Operating Units

Upon request from the Assistant Director, LLO, operating units shall prepare proposed responses to legislative inquiries, prepare proposed analyses of

pending legislation, prepare proposed mandated reports to the Legislature and provide information and statistics to assist others in the preparation of the Department's position.

14050.3.3 Responsibility — Employees

An employee who becomes aware of proposed or pending legislation that may affect the Department shall notify the Assistant Director, LLO. This shall be accomplished in the form of a brief memorandum identifying the author and subject of the legislation. This shall be transmitted through the employee's normal chain of command.

Some bills are sent to staff members for information only. If the recipient of a bill, sent for information only, determines that it is one on which the Department should have an official position, they shall contact the LLO for a decision concerning a formal bill analysis.

14050.4 Bill Analysis

Changes in the law can have tremendous effects upon the Department's policies, procedures, personnel and budget. It is vital that proposed legislation affecting the Department be identified and analyzed concerning its impact upon the Department.

Bill analysis shall be given the highest priority in order that the Department can have maximum, effective, timely input into the establishment of laws impacting departmental operations.

14050.4.1 Bill Analysis — Responsibility

Legislative measures of interest to the Department shall be logged and transmitted by the Assistant Director, LLO to the appropriate assistant or deputy director for analysis. A CDC Form 853, Request for Legislative Bill Analysis shall be attached to indicate the type of analysis requested and a due date.

The assistant or deputy director shall immediately assign the request for bill analysis to an appropriate staff person.

The assigned staff member shall:

- Secure from other staff or units any information necessary to analyze the bill.
- Ensure the bill analysis is completed by the due date and meets format and content standards.
- Contact the LLO of unusual circumstances that preclude completion of the bill analysis by the due date.
- Forward the completed bill analysis to the assistant or deputy director.

The assistant or deputy director shall review the bill analysis and forward it to the LLO.

14050.4.2 Bill Analysis — Time Limits

The due date is shown on the CDC Form 853, as well as the time required for the analyst to send the completed work back through the assistant or deputy director for signature and to forward it to the Assistant Director, LLO.

Time Limits

The time limits are:

- Five working days for the first time analysis of a legislative bill.
- Three working days for a fiscal analysis.
- Three working days for analysis of an amended bill.

14050.4.3 Bill Analysis — Format And Content — Original Bill

A bill analysis response is prepared and forwarded on a CDC Form 1617, standard Memorandum, and shall identify the bill by number and author. The caption headings, in the bill analysis, shall be the following:

- **Summary of Bill:** This is a concise summary of what the proposed bill would do. This should emphasize its effect on the Department.
- **Background:** This should include any information the staff has about how this bill developed and/or why it is being proposed. If this is not known, this section should so state. ***DO NOT CONTACT THE LEGISLATOR*** to attempt to obtain this information.
- **Specific Findings:** This states a summary of the current law and compares existing law, policy and practice with the proposed changes. This section seeks to give the lay, non-correctional reader a clear understanding of the present situation and how the proposed bill would change current policies, procedures, etc..
- **Analysis:** This is a concise discussion of how the proposed bill will impact current departmental operations. This section is critical to the Department's response to the bill. It should briefly discuss:
 - What will the bill cause the Department to do or not do?
 - How many employees, inmates or parolees will be effected by the change?

- Can the changes be made within the proposed times?
- Is the change practical?
- Is there a better way to accomplish the same effect or goal?
- Is the bill technically correct (does it properly reflect existing law, cite the correct section numbers, etc.)?

Note: There are some bills that would be more desirable or less desirable, for the Department, if some specific amendments could be made. In this situation, the staff preparing the analysis should outline and speak to these possible amendments.

- **Fiscal Impact:** This section indicates the immediate and projected long term net cost or savings, if known. The fiscal impact may be prepared separately, by fiscal staff, and joined when the bill and fiscal analysis reach the LLO.
- **Recommendation:** This section is a staff recommendation to the Assistant Director, LLO, on the position the Department should take regarding the bill under analysis. The following recommendations may be made:
 - **Support:** The Department should support the bill as it will have some beneficial, positive effect on the operation of the Department.
 - **Support If Amended:** The bill would be desirable for the Department, if the specific changes were made in the bill.
 - **Neutral:** The change made by the bill will have no significant effect on the Department.
 - **Oppose:** The Department should oppose the bill as it will have some adverse, negative effect on the operation of the Department.
 - **Oppose Unless Amended:** The basic thrust of the bill will have some adverse, negative effect on the Department unless the objectionable portions can be removed.

Signed By

The bill analysis shall be signed by the assistant or deputy director having administrative responsibility over the staff who prepared the analysis.

14050.4.4 Bill Analysis — Format And Content — Amended Bill

This covers a bill that has been amended by the Legislature and it may, or may not, have previously been analyzed. The amendment may, or may not, change the thrust of the bill, its impact upon the Department and/or the Department's position on the bill. A single bill may be amended several times during the legislative process, and staff may be requested to perform more than one analysis of the bill or its amendments.

It will not be necessary to repeat an analysis of unchanged portions of an amended bill, unless new information is developed that could significantly affect the Department or the Department's recommended position. The extent of the new analysis will depend both on the complexity and significance of the amendments and the availability of new information. Normally, a statement as to any change made by an amendment, and the effect it has, will suffice.

In some instances the amendments will be so extensive that an entire new analysis must be made in order to clearly present the effects of the amendments.

The analysis of an amended bill shall be prepared in memorandum form, just as the original analysis. The same caption headings shall be used, but only use those necessary to the analysis of the amended portions of the bill. The analysis shall be signed by the assistant or deputy director having administrative authority over the staff who prepared the analysis.

14050.4.5 Bill Analysis — Format and Content — Enrolled Bills

When the final version of a bill, as passed by the Legislature is forwarded to the Governor for signature, a complete new analysis is required. Drawing on information already furnished, this final analysis is normally completed by the LLO.

A copy will usually be sent to the staff member responsible for the analysis for one last review.

Staff reviewing an enrolled bill shall compare it with the last version analyzed and immediately notify the LLO if any significant change is discovered.

14050.5 New Statute — Implementation Reports

The law requires that each State agency responsible for the implementation of a new program or regulatory action report a summary of the actions taken to implement the statute or regulation to specified members and committees of the Legislature.

14050.5.1 New Statute Implementation Reports — Time Limits

Implementation reports prepared by the Department shall be submitted to the YACA in sufficient time that they can be forwarded to the Legislature within six months of the effective date of the measure, or within six months of the operative date, whichever is later.

No later than 30 days prior to the date the implementation report is due to the Legislature, the responsible division shall forward its completed report, in final draft form, to the Assistant Director, LLO for review.

14059.5.2 New Statute — Implementation Reports — Responsibility

Assignment for implementation usually occurs at the executive staff meeting during briefing on new statutes. Divisions given primary responsibility for implementation of new statutes shall be responsible for preparing the required implementation reports.

14050.5.3 New Statute — Implementation Report — Procedures

The final draft of the implementation report shall be forwarded to the Assistant Director, LLO.

- Reviewed by the affected executive staff and corrections suggested.
- Returned to the responsible program unit.

Final Report

The final report shall be prepared and forwarded through the Assistant Director, LLO, and Chief Deputy Director to the Director for signature.

Approved and Signed

Once approved and signed by the Director, the report is returned to the LLO. The necessary copies are made, and the report is forwarded to the YACA for distribution to the Legislature.

14050.6 Legislative Reports

The Department is required to prepare a variety of reports for the Legislature. These reports may be in response to statutory requirements, budget control language, or committee requests.

14050.6.1 Legislative Reports — Requirements

The Assistant Director, LLO shall be responsible for identifying the various reports needed, except that the Deputy Director, ASD, shall be responsible for identifying reports required by budget language.

Each Fall

Each fall, as part of its annual review of legislative actions affecting the Department and assignments for implementing new statutes, executive staff members shall be assigned responsibility for preparing legislative reports. The staff member designated by the Director shall be responsible for instructing the program unit to prepare the necessary reports and ensuring that reports are submitted to the Legislature on a regular, periodic, or one time basis, as required.

Any program unit made responsible to prepare a report through any other means shall inform the Assistant Director, LLO, so the assignment can be reviewed; another assignment made, if appropriate; and the report completed in ample time to transmit the report in a timely manner.

14050.6.2 Legislative Reports — Format

Legislative reports shall be prepared on plain white 20 lb. bond paper in the following format:

- The body of the report shall be typed in block form.
- If captions are used, they shall be typed in initial capital letters and underscored.
- Paragraphs are to be single spaced with double spacing between them.
- Pages shall be numbered in the upper right corner of each page, with the report control number also appearing on each page, just above the page number.

Sections

Each section of the report described below shall appear in the report in the order listed:

- **Cover:** Each report shall have a front and back cover of beige cover-stock paper. The front cover is to include the title of the report, centered, with the "Department of Corrections" just below the title, and the date and control number in the lower right corner.
- **Preface:** The preface shall be on plain white bond paper. It shall be entitled "Preface", underlined and centered with the date in the upper-right corner. It should include the following sections:
 - Purpose of the report (statutory, committee request, etc.).
 - Scope of the report.

- Brief statement covering the highlights of findings and recommendations.
- The Director's signature (two copies of the report shall bear the original signature and be delivered to the Secretary of the Senate and the Chief Clerk of the Assembly).

Note: A record is kept of all reports received in the Legislature. The preface will be published in the appropriate legislative journal.

- **Table Of Contents:** A table of contents is appropriate when the report covers several subjects or extensive/complex material requiring various subheadings.
- **Executive Summary:** This summary states the purpose and scope of the report, and shall include a statement of findings and recommendations.
- **Body Of Report:** This section briefly states the purpose of the report, including a summary or quote of the legislative request, and summarizes the method used in conducting any studies, research, polling, etc., to prepare the report. Include acknowledgements of cooperation and assistance received. The report shall be clear and concise.
- **Recommendation/Evaluation (Optional):** It is sometimes more appropriate to place recommendations and evaluations into a separate section. When this is done, the sections should be labeled as such. Any evaluation, recommendation or conclusion should be substantiated.
- **Appendices:** Unless charts, statistics, graphs, footnotes and other technical support material complement the body of the report, they should be placed in this separate section at the end of the report.

14050.6.3 Legislative Reports — Review

The final draft of a legislative report is due in the LLO 30 days before the final report is due to be delivered to the Legislature.

The writer of the final draft report shall submit the documents and the Governor's transmittal memo (without the beige cover), to their immediate supervisor.

The supervisor shall review the documents and forward them, through channels, to the LLO.

The LLO shall:

- Review the documents.
- Assign a control number.
- Forward the documents to the Director for review and approval.

Forward Documents

After the Director signs the transmittal memo, the LLO shall forward the documents to the YACA for review and approval and then forward to the Governor's office for review and approval.

Governor Signs

When the Governor signs the transmittal memo, the documents are returned to the LLO, then forwarded to the program unit.

The program unit shall:

- Prepare, proof and duplicate the final report and transmittal letter.
- Attach the beige cover.
- Forward the final report and transmittal letter (two originals) to the Assistant Director, LLO.

Director Signs

The Assistant Director, LLO shall obtain the Director's signature on the report and transmittal letter and return the documents to the program unit.

The program unit shall:

- Prepare copies in accordance with the DOM 14050.6.4, after consulting with the LLO regarding additional copy requirements.
- Retain one copy of the documents.
- Forward the original documents and copies to the LLO for distribution.

14050.6.4 Legislative Reports — Distribution

Unless the LLO specifically issues other instructions, at least 17 copies of each report shall be prepared. One copy shall remain in the unit preparing the report.

The balance of the reports shall be distributed as follows:

- Secretary of the Senate (with original signature).
- Chief Clerk of the Assembly (with original signature).

- Speaker of the Assembly.
- President Pro Tempore of the Senate.
- Minority Floor Leader of each House.
- Chairperson of the appropriate policy/fiscal committees of each House.
- Lead author of the legislation authorizing the report.
- Assembly Office of Research.
- Senate Office of Research.
- Joint Legislative Committee on Prison Construction and Operations.
- Any legislative member or committee mandated in the language of the bill.
- LLO.
- LAD-RMU and PMU.
- DOF.
- YACA.

Additional Reports

When both the policy and fiscal committees of each House are to receive a report, additional copies shall be prepared for the minority staff of each fiscal committee.

These guidelines are intended to provide a standard format and procedure for processing legislative reports. Exceptions to this format and process may include brief reports that merely transmit data that can be contained in letter form, and reports in which the subject or issue is sufficiently unique to dictate the need for an alternative format, and reports to individual committees. Any questions regarding the preparation or distribution of these reports, or exceptions to these requirements, should be addressed to the Assistant Director, LLO; (916) 445-4737.

14050.7 Proposed Legislation

Proposed legislation shall be submitted to the Assistant Director, LLO.

14050.7.1 Proposed Legislation — Format and Content

Proposed legislation shall be submitted on a CDC Form 852, Request for Approval of Proposed Legislation. The caption headings in the proposed legislation shall be the following:

- **Title:** A one line description of the subject of the proposed bill for purposes of identification.
- **Problem:** A concise statement in nontechnical terms of the problem and why legislation is necessary to solve the problem.
- **Proposed Solution:** The proposed solution shall be in three sections:
 - **Existing Law:** Outline in nontechnical language how these items are currently handled under existing law, i.e. what is required to be done under current law. Thoroughly explain current practices and the reason a change is needed. Use examples.
 - **Proposed Change:** Outline in nonlegal terms how the items would be handled under the proposed change.
 - **Justification:** State the reason why legislation is needed. Indicate the results or impact if the legislation was not enacted. If alternatives were considered but rejected in favor of the Legislative proposal, give the reason for rejection of the alternative.
- **Fiscal Impact:** If the proposal has fiscal implications, estimate the cost breakdown for the first two years. Include local and GF costs, or special fund costs. Indicate amount and source of revenue if the proposal will result in additional revenues. Identify any change in staffing requirements and explain why the current level of staffing is inadequate to carry out the purpose of the legislation. Consult with fiscal staff for assistance in this area.
- **Legislative History:** Identify possible opposition and support for the proposal when known, i.e. agencies, organizations, other individuals.
- Include prior legislation on the subject, if any. Give year, author and bill number if known. If a previous proposal was submitted on the subject, give year and/or number.

Answer Questions

The following basic questions shall be answered:

- What is the need for this legislation?
- Will the proposed legislation, if enacted, meet this end?
- What will it cost?
- Was the cost reviewed during budget discussions?

- Are the benefits to be derived in line with the costs?
- Is the proposed legislation consistent with the Department's objectives?
- Are alternatives available which better solve the problem?
- Is the responsibility for meeting this need placed at the proper level of government - city, county, state?
- Does any conflict exist with any other state department? Have all attempts to resolve the conflict failed?
- Will the proposal be opposed by anyone? Specify.
- Please attempt to quantify your proposal. For example, how many persons will it affect? How much time is involved, etc.?

Note: Questions regarding proposed legislation format and requests for assistance shall be directed to the Assistant Director, LLO.

14050.7.2 Proposed Legislation — Review

Executive staff shall review the proposals.

The Assistant Director, LLO shall transmit approved proposals to the YACA for review and approval.

14050.8 Revisions

The Assistant Director, LLO, or designee, shall ensure that the contents of this section are accurate and current.

14050.9 References

GC § 11017.5.

ARTICLE 23 — RECORDS MANAGEMENT

Revised May 14, 2002

14060.1 Policy

The CDCR shall maintain a records management program to ensure the efficient creation, use, maintenance, retention, preservation, and disposition of records, files, and micrographics.

14060.2 Purpose

This Article establishes the requirements of the records management program as mandated by current statutes, laws, regulations, State policy, and collective bargaining agreements.

14060.3 Definitions

The following definitions are provided for the purpose of the Article:

Active Record

Any record accessed frequently.

Archival Record

Any record that has historical value and is preserved permanently at the California State Archives (CSA).

California Records and Information Management (CalRIM)

Program within the California Department of General Services (DGS) that provides management consulting services to assist agencies in developing and implementing an organizational records management program.

California State Archives

The California Secretary of State is responsible for maintaining any record of historical value at CSA for public reference after the CDCR's records retention period is completed.

Confidential Record

Any record which contains information exempt from individual, public, or CDCR review due to legal or security reasons.

CDCR Archives

The storage location of discharged inmate/parolee records.

Inactive Record

Any record required infrequently, but must be retained until the designated destruction date.

Local Archives

Any local facility or office storage area where inactive or discharged records are retained in an organized boxed manner until the authorized destruction date.

Microfilm

The process of reducing the size and volume of paper records by means of micrographic technology.

Nonrecord

Any library or reference material, publications, blank form, informal notes, worksheets, and rough drafts of letters and reports.

Official Record

Any nonduplicate, authentic record maintained as the CDCR’s primary record used to substantiate any necessary follow-up activities.

Personal Record

Any record that identifies or describes an individual including but not limited to: Name, Social Security number, physical description, home address, home telephone number, education, financial matters, medical or employment history, and statements made by or attributed to the individual. Any other information the disclosure of which would constitute an unwarranted invasion of personal privacy (see Chapter 3, Article 20, Personnel Policies). Civil Code Sections 1798-1798.1, Information Practices Act (IPA), protects the collection, maintenance, and dissemination of personal records. (See Department Operations Manual (DOM), Chapter 1, Article 15, Information Practices.)

Public Record

Any record maintained by the CDCR relating to the Department’s business conduct that can be made available for public inspection in accordance with the Public Records Act. (See DOM, Chapter 1, Article 16, Public Records.)

Record

Any paper, map exhibit, electronic disk or type, microfilm image, photographic film or print, building plan, or drawing.

Records Coordinator (RC)

The individual responsible for the CDCR’s Records Management Program and is located in headquarters.

Records Destruction

The appropriate disposition of records through recycling or confidential destruction.

Records Retention Schedule (RRS)

The document governing the authorized retention and disposition of all agency record systems as identified in the CDCR’s Records Retention Handbook.

Records Transfer

The organized movement of inactive or discharged records to the State Records Center (SRC), CDCR headquarters, or local archives for further retention, or the transfer of ownership to the CSA for historical purposes.

State Records Center

The off-site records storage location owned and maintained by DGS to provide inactive records storage and confidential records destruction services for the State agencies.

Vital Record

Any record that is essential for daily performance or reconstruction of basic CDCR programs during and following a major disaster.

14060.4 Responsibility

Headquarters’ Business Management Branch shall plan, organize, implement, and administer records management program policies and procedures.

14060.5 Training

CDCR staff shall be provided general training regarding the policies and procedures to be followed to ensure compliance with State laws and regulations pertaining to records management.

14060.6 Records Management

The following are provisions for Record Management within the CDCR in accordance with current statutes, laws, regulations, State policy, and collective bargaining agreements.

14060.6.1 Records Coordinator

The Records Coordinator (RC) shall:

- Ensure the necessity, availability, and maintenance of records.
- Ensure the disposal of unnecessary records.
- Coordinate micrographic activities.
- Provide assistance to records liaisons.
- Submit required records reports.
- Obtain approval of record retention schedules.
- Arrange transfer of inactive/discharged records to SRC.
- Coordinate destruction of obsolete/discharged records by the paper recycle or confidential destruction programs.

- Approve and coordinate requests for purchase of filing, micrographic, and document destruction equipment.

14060.6.2 Records Liaisons

Each division office, parole region, and facility shall appoint a records liaison that shall work with the RC to provide efficient records management. Staff Services Analysts shall be appointed for each parole region, and Procurement and Services Officers I and II (Correctional Facility) shall be appointed for each institution/facility.

14060.6.3 Records Disclosures

Public records shall be available to the public and to all offices, but shall be removed only by authorized employees. Staff removing file material from its proper location shall replace the file material or folder with a card showing the following:

- Title of borrowed record.
- Name of borrower.
- Date record is borrowed.

Employees shall refer to the following for additional information:

Subject	DOM	Contact Person
Public Information	Chapter 1, Article 13	Public Information Officer
Information Practices	Chapter 1, Article 15	Local IPA liaison
Public Records	Chapter 1, Article 16	Local Public Records Officer
Legal Matters	Chapter 1, Article 18	Deputy Director

14060.6.4 Records Locations

The following locations maintain the official records listed.

Location	Official Records
CSA	Historical documents selected to be retained for public research.
CDCR Archives	Inactive inmate/parolee case records.
Institution/facility	Institution/facility employee records, inmate case records, and blueprint drawings.
Local Archives	Inactive facility records.
Parole Region	Appropriate parolee case records.
Personnel Transactions	Official personnel files for headquarters.
Office of Facilities Management	Facility blueprints and drawings.
Regulation and Policy Management Branch	CDCR regulation and policy files.
SRC	Inactive or discharged CDCR files and confidential records for destruction.

14060.6.5 Records Reports and Inventories

The State Administrative Manual (SAM) mandates that the CDCR complete and submit the Annual Progress Report on Records Management to DGS, CalRIM. This report is due to DGS by August 30. The RC shall coordinate the report and forward a report summary to Executive Staff.

SAM also mandates that each agency must inventory its records at least once every five years. The RC shall coordinate this inventory.

14060.6.6 Record Retention Schedule

The guidelines for the legal retention, disclosure, and destruction of all CDCR records are listed in each operational unit’s RRS.

Within three months after implementation of each operational unit, an RRS shall be initiated, and every five years thereafter, the RRS shall be updated. The RC shall provide the new operational unit a Std. Form 70, Records Inventory Worksheet, to be completed from which the RRS will be created. Every five years thereafter, a Std. Form 70 shall be provided the operational unit, along with a copy of the current approved Std. Form 73, RRS, and a Std. Form 72, Request for Approval of RRS, for review and approval. All forms shall be returned to the RC for further revision or processing.

Once approved by CalRIM and CSA, the RRS shall be included in the CDCR Records Retention Handbook. The updated RRS's will be distributed to provide all units with current RRS's.

14060.6.7 Records Filing

Active Records

Active records shall be filed in an organized manner for the retention period listed in the RRS. Exception: Duplicate records must be routinely purged and retained a minimal time period.

Inactive or Discharged Records

Inactive or discharged records shall be filed in an organized manner in boxes in the appropriate archives (e.g., local archives for facility records, SRC for CDCR headquarters' records, or CDCR's headquarters' archive for inmate/parolee case records).

The following steps shall be followed in filing records:

Inspecting: Employees shall ensure that the record has been released for filing.

Equipment Labeling: File shelves and drawers shall be plainly labeled for easy identification of contents.

Master File Index List: A Master File Index List of all files on each shelf or drawer shall be retained by the file equipment and be easily visible.

Indexing: Employees shall determine an appropriate file caption for the record.

Coding: The file caption shall be written in the upper right-hand corner of the record or underlined if it is already plainly visible on the record.

Sorting: Employees shall sort records before filing.

Filing: When a file folder is filled, a new folder shall be created, labeled, and filed in front of it.

Out Card: Records removed from files shall be replaced by out cards in the record or file place. The out card should identify the record title, borrower name, and date removed.

14060.6.8 Records Transfer and Retrieval

Inactive/discharged records shall be transferred to the appropriate storage location as designated by the unit's RRS.

California State Archives

Historical records shall be transferred once the CDCR relinquishes ownership. The transfer and retrieval processes are:

- **Transfer Process:** Place all historical records in record storage containers and prepare a Std. Form 71, Records Transfer List, to accompany the shipment. Forward the Std. Form 71 to the RC who will notify the unit when the records have been approved to ship. Ten boxes or less should be sent directly to the CSA. For more than ten boxes, the RC will check with the CSA prior to shipping. The CSA staff shall contact the RC or local records liaison and shall authorize shipment or determine the review needs for larger shipments.
- **Retrieval Process:** CSA staff screen all incoming records to select the historical records to be retained. Records may be reviewed at the CSA, but no removal is possible.

CDCR Archives

Discharged inmate/parolee case files transfer and retrieval processes are:

- **Transfer Process:** All files or records shall be placed in boxes, organized by Case File Number, and listed on the CDCR Form 134, Records Transfer Checklist. The top page shall clearly note the name, number, and discharge date. Records received without a discharge date shall be returned to the sending office.
- **Retrieval Process:** Contact CDCR archive's staff for specific transfer and retrieval instructions.

Local Archives

Inactive records can be maintained at an institution/facility provided:

- They are stored in an organized manner that allows for retrieval when required.
- The area shall be sufficiently secure to allow for the institution/facility or unit to maintain the integrity of the records.
- The records are disposed of according to the approved RRS.

Although physical locations and processes may vary, each institution/facility shall designate a local archive's liaison to ensure current destruction. The transfer and retrieval processes are:

- **Transfer process:** Stored in record storage containers, with a label that identifies the unit name, box number, general contents, and destruction year on each box. Each unit shall maintain a master

inactive records list on CDC Form 1442, Local Archives Transfer List.

- **Retrieval Process:** Contact the local archives liaison for specific transfer and retrieval instructions.

State Records Center

Inactive/discharged records transfer and retrieval processes are:

- **Transfer Process:** Only those items listed on an approved RRS may be stored at the SRC. Storage time must coincide with times listed and approved on the RRS. All inactive or discharged records shall be stored in records storage boxes, identifying only the Transfer List and box numbers in the appropriate area. (No other marks shall be made on the box exterior.) Transfer List numbers are issued by the RC for each records shipment and destruction year.
- The unit shall prepare a Std. Form 71 and forward the form and detailed backup list to the RC. The RC will make the necessary storage arrangements and notify the unit when the records have been approved to ship.
- **Retrieval Process:** Complete a Std. Form 76, SRC Reference Request, for each item or box required. The RC forwards all forms received by 9:00 a.m. for next day delivery. Same day expedite retrievals require a written request from executive level staff. Contact the RC for further information.

14060.6.9 Records Destruction

The instructions for confidential, non-confidential, and inactive/discharged records are listed below:

Confidential Records

State employees shall witness destruction of paper records that contain exempt, confidential, or sensitive information. For those CDCR units using the SRC for this type of service, all staff at the SRC are State employees and, therefore, the destruction is performed and witnessed by State employees. If a contractor or service provider that is not a State employee is performing the destruction, a State employee shall witness the destruction.

The records should be destroyed by on-site destruction equipment using the State Document Destruction Center (SDDC) or local destruction contract. Destruction contracts can be implemented locally since there are no statewide destruction contracts, but a State employee witness is required.

Instructions for obtaining SDDC services are available from the RC.

Nonconfidential Records

All non-confidential records shall be incorporated into a recycle program. Paper recycle containers are available by contacting the local recycling coordinator.

Inactive/Discharged Records

Local archives and SRC staff shall contact the coordinating staff when inactive or discharged records are due for destruction. The operational unit responsible for the records shall approve, in writing, the destruction or justification for an extension of the retention period.

14060.7 Records Equipment Purchases

Requests for records equipment purchases shall be forwarded to the RC. No request shall be approved unless the records are listed in an approved RRS. Contact the RC for any questions or assistance.

Record equipment purchases may be made for vertical shelf, mobile, specialized files, shredders, micrographic, or optical disk equipment. Complete and forward to the RC the appropriate purchase document as follows:

- Headquarters and DAPO units shall submit a CDC Form 954, Intraoffice Requisition.
- Institutions/facilities shall submit a Std. Form 65, Contract/Delegation Purchase Order, or Std. Form 66, Purchase Estimate.
- A completed CDC Form 1298, Records Equipment Justification.
- Specifications, vendor brochures, or sole source justifications shall be included, if appropriate. The CDCR is mandated to support Prison Industry Authority (PIA) programs. Should equipment that is available through PIA be requested for purchase from a vendor other than the PIA, a waiver must be obtained from PIA and submitted with the purchase order or requisition.

All file equipment shall be secured in accordance with California Code of Regulations, Title 24, Part 2, Section 2-23-12, Earthquake Seismic Standards.

Drawer Files (Replacement Only) Specialized Filing Equipment

Drawer files may be purchased as replacement equipment only. SAM Section 1661 states that vertical shelf files are the State's standard filing equipment. Because of safety regulations, floor space must include an additional amount of space to facilitate an open drawer and allow for office movability.

Complete and forward the appropriate purchase document, CDC Form 954, Std. Form 65 or Std. Form 66, and the completed CDC Form 1298 and a floor plan to the RC.

Executive Drawer Files

In accordance with SAM Section 1661, non-State standard file equipment purchases are restricted to control space and excessive cost. The CDCR has limited the purchase of executive drawer filing equipment to executive staff's office or work area that is subject to public view. For purposes of this Article, executive staff is defined as the Secretary, Undersecretary, Executive Director, Assistant Secretary, General Counsel, Chief Deputy Secretary, Director, Deputy Director, Associate Director, Warden, Regional Administrator, or positions at the Career Executive Appointment (CEA) III level, or above.

Form 954, or Std. Form 65, and justification memorandum to the RC.

Document Destruction Equipment

The SDDC, located in West Sacramento, provides destruction services for confidential records from all State agencies. There are situations that require the records be destroyed locally rather than transporting to the SDDC. If an institution/facility or office feels there is sufficient justification to support the purchase of on-site document destruction equipment, forward the below listed information and documents to the RC.

- Headquarters and DAPO units shall submit a CDC Form 954.
- Institutions/facilities shall submit a Std Form 65 or Std Form 66.
- A completed CDC Form 1298.
- Vendor's specifications, brochures, or sole source justifications shall be included, if appropriate.

Purchase requests for document destruction equipment shall include an attachment that provides any and all applicable information that addresses the DGS Guidelines for Purchase or Rental of Document Shredding Equipment, item numbers 2 through 10 listed on the back side of CDC Form 1298. This will allow for the prompt review of the request.

14060.8 Micrographic and Optical Disk Management

A micrographics system is used to maintain the integrity of records that are vital to the operation of the CDCR.

The RC shall review, approve, and coordinate proposed microfilm and optical disk systems. Feasibility Study Report (FSR) shall be submitted to the RC. The RC shall submit the FSR to DGS, Office of Information Services, for approval.

For proposed purchases of Micrographic/Optical Disk equipment, a FSR, or Computer Workgroup Justification Form (CWJF) (exact document is based on the dollar amount of the project and technology involved) must be prepared. The FSR or CWJF shall then be sent to the Enterprise Information Systems for review and approval and will then be forwarded to the RC. After approval by the RC, the approved document shall be forwarded to CalRIM for final approval. Upon return of the approved document from CalRIM, it will be returned to the requestor for processing the appropriate purchase or contract document.

14060.9 Revisions

The Chief, Business Management Branch, or designee shall ensure that the content of this Article is accurate and current.

14060.10 References

Civil Code §§ 1798 et seq., IPA

SAM § 1661

California Code of Regulations, Title 24, Part 2, § 2-23-12, Earthquake Seismic Standards

ARTICLE 24 – UNASSIGNED

ARTICLE 25 – UNASSIGNED

ARTICLE 26 – AMERICAN CORRECTIONAL ASSOCIATION STANDARDS

Revised June 19, 2008

14090.1 Policy

The Department utilizes the American Correctional Association (ACA) standards as resource material in developing departmental regulations, policy, and operational procedures. The Department may pursue accreditation by the ACA at selected facilities as determined by the Secretary.

14090.2 Purpose

This Article provides departmental employees with an understanding of the relationship between the Department and the ACA, and basic structural elements of the accreditation process.

14090.3 General Information

The ACA is a nonprofit, professional organization, focused exclusively on the field of detention and corrections, whose activities include the administration of a national accreditation program as a method of certifying levels of overall compliance with specific and predetermined correctional standards.

The Department utilizes the following ACA manuals:

- Manual of Standards for Adult Correctional Institutions.
- Manual of Standards for Adult Community Residential Facilities.
- Manual of Standards for Adult Probation and Parole Field Service.

14090.4 Responsibility

The Secretary affirms that the Department shall pursue accreditation of its facilities as they are found to be ready for accreditation audits.

The Secretary shall decide which of the facilities are to be targeted for accreditation audits by the ACA for any given time period, and have those decisions incorporated into the Department's facilities plan.

Office of Audits and Compliance

The Assistant Secretary for the Office of Audits and Compliance shall oversee all ACA accreditation activities within the Department including, but not limited to, the following:

- Communicating with the ACA.
- Recommending accreditation-ready facilities to the Secretary.
- Coordinating and completing contracts and applications for accreditation with the facilities selected for accreditation audits.
- Providing technical guidance for accreditation activities at every facility.
- Performing preaccreditation audits at facilities.
- Coordinating the resolution of accreditation related issues/problems.

Division of Adult Institutions/Division of Adult Parole Operations

All Wardens and RPAs shall have systems in place to ensure that ACA standards have been reviewed and, where appropriate, incorporated into local operations.

All Wardens and RPAs whose facilities have been selected for accreditation shall assign a staff member at the level of Lieutenant, Correctional Counselor II (CC-II), Parole Agent II (PA-II), or above, to monitor and coordinate ACA accreditation activities at their respective facilities.

Facilities selected for accreditation efforts, and those that have been awarded accreditation, shall assign an accreditation manager/coordinator to:

- Coordinate the overall effort.
- Communicate local needs and concerns to Warden/RPA.
- Develop and maintain accreditation records and documents.
- Provide training to facility staff.
- Liaison with the Office of Audits and Compliance in all aspects of the accreditation and reaccreditation process.
- Review facility operations for consistency with ACA standards.

14090.5 Revisions

The Assistant Secretary, Office of Audits and Compliance, or designee shall be responsible for ensuring that the contents of this Article are kept current and accurate.

14090.6 References

ACA Agency Manual of Accreditation Policy and Procedure.

CHAPTER 2 — BUDGET DEVELOPMENT

ARTICLE 1 — BUDGET PLANNING

Revised April 25, 2001

21010.1 Budget Planning —Policy

The Department shall submit an annual budget that is consistent with the policies set by the Governor, the Secretary of the California Department of Corrections and Rehabilitation, and the Director, Department of Finance (DOF).

21010.2 Purpose of Budget Planning

This Article describes the Department's portion of the process for submittal of the Governor's Budget exclusive of Major and Minor Capital Outlay projects. For a description of the Major and Minor Capital Outlay processes, see the DOM Chapter 2, Article 4, Capital Outlay.

21010.3 Budget Planning Responsibility

The Budget Management Branch (BMB) provides coordination for the central support budget planning process.

21010.4 Budget Planning Preparation Calendar

Based on DOF's established schedule, the BMB issues a calendar of actions and deadlines required in the preparation of the Governor's Budget. This serves as a guideline for operating units of the Department to schedule workloads accordingly. Because requirements change annually and State revenues may not be available as anticipated, this calendar is subject to numerous changes.

21010.5 Budget Process

The Budget Act is the primary source for appropriations and provides for the usual and current expenses of the State. Departments are responsible to operate within budgeted levels and to comply with any restrictions or limitations enacted by the Legislature. The Legislature has provided provisions in the Budget Act to allow for budget adjustments. These provisions include authorizations for: intra-item transfers (Section 26.00), deficiencies (Section 27.00), changes to federal funding levels (Section 28.00), and changes to reimbursements (Section 28.50).

The basic concept of budget development uses incremental budgeting. This approach uses the current departmental level of funding as a base amount to be adjusted by change proposals. The Budget Change Proposal (BCP) is the traditional decision document to change the level of service or funding sources for activities authorized by the Governor and the Legislature, or to propose new program activities not currently authorized.

21010.6 Requesting Budgetary Resources

The following are standardized processes used to request budgetary resources:

Policy Budget Change Proposal

The BCP process is used to request the increase, decrease, or redirection of resources due to changes in existing programs, departmentwide problems, policies, procedures, mandates, increase/decrease in workload, etc. The Office of Fiscal Services (OFS) issues instructions annually to set forth overall budgetary policies and the BCP process and timelines. The BCP process usually starts with the Budget Concept Statement (BCS), which is an internal departmental process. BCPs have to be clear, concise, direct, and supported with factual statements and workload data. Approval of this request by the Governor and the Legislature will address changes in resources for the budget year. Current year resource changes will be addressed in either a deficiency request, changes to federal funding levels, or changes to reimbursements, as appropriate.

BCPs containing information technology (IT) components related to IT projects, generally must secure Department of Information Technology approval of the related Feasibility Study Report or Special Project Report prior to submission of the BCP to DOF. These BCPs are subject to the same DOF submittal deadlines.

For BCPs that are tied to a Capital Outlay project, program staff need to coordinate with the Capital Outlay staff to include information that is consistent with the Capital Outlay BCP.

If a requesting program's BCP affects other administrative or operational entities within the Department, the requesting program must contact the affected entity(s) for input on whether additional resources are needed to offset the workload. The requesting program shall coordinate the inclusion of any identified resources into the BCP. If a BCP affects another State Agency, program staff must contact the other agency to

ensure that they concur and will not be in opposition of the BCP. When sending BCP related documentation to another State Agency, the following statement is to be included on all correspondence: "CONFIDENTIAL: DO NOT FORWARD OR DUPLICATE EXCEPT TO AUTHORIZED STAFF."

Responsibility for BCPs

Individuals who direct the preparation and submission of BCPs are as follows:

- Chief Financial Officer, OFS.
- All Chief Deputy Secretaries.
- All Assistant Secretaries.

Population Budget Change Proposal

A Population Budget Change Proposal (POP BCP) is processed every year, starting in the Fall (September), to address changes in resources as a result of projected population changes (inmates/parolees) in both the current and budget years.

Population Projections Fall/Spring

Utilizing the projections issued by the Estimates and Statistical Analysis Section (ESAS), of the Offender Information Services Branch (OISB), and the construction schedule issued by the Office of Facilities Management, the program support unit of the Division of Adult Institutions schedules the placement of inmates in what is known as the "Institution Activation Schedule." Based on this schedule, the ESAS issues the following projections in September/October of each fiscal year (July 1 to June 30):

- Preliminary estimates of prison and parole populations for the preparation of the budget which becomes effective July 1 of the following year.
- Revised population estimates for the current fiscal year.

In February/March of each fiscal year, these projections are revised by the ESAS and utilized in the May Revision of the Governor's Budget.

Finance Letter

This is an emergency Policy BCP request for unforeseeable issues that arise after the Governor has submitted the budget request to the Legislature. Finance Letters are usually submitted in February. Approval of this request by the DOF will revise the budget previously submitted to the Legislature in January.

May Revise

A BCP submitted to the DOF (April 1) and then to the Legislature (May 15) to request augmentation to the Governor's Budget for population (inmate/parolee) change in both current and budget years. This document is submitted in the Spring as a revision to the budget previously submitted to the Legislature in January.

Deficiency Requests

The deficiency request allows Departments to add monies to their budget in the current year to address immediate program changes (i.e., population increases). The request is to be submitted as soon as the need is identified for unforeseen and significant costs over and above what is in the budget. The deficiency request is submitted to the CDCR, DOF, Governor, and the Legislature for approval.

The deficiency process is also used to recover those funds spent during an emergency, which cannot be absorbed by existing resources. The Secretary has defined an emergency as a sudden, unexpected occurrence that poses a clear and imminent danger requiring immediate action to prevent or mitigate the loss or impairment of life, health, property, or essential public services. An emergency has to be an event of large magnitude and severe impact, such as, but not limited to, earthquake, flood, tornadoes, major riots, severe and prolonged disruption of utilities, etc. Only in extreme emergencies are departments allowed to incur expenditures prior to securing the proper funding. However, such expenditures still need to be submitted to the CDCR, DOF, Governor, and the Legislature for approval. Therefore, managers need to immediately (within the next business day of the emergency) notify their chain of command and the OFS of the emergency and, at the end of the emergency, submit to OFS an expenditure report of all costs incurred. Once the OFS validates that those costs meet the requirements of an emergency, it will immediately notify the Office of the Secretary, CDCR, and DOF of its intent to file for a deficiency (if the costs cannot be absorbed).

Approval Process

Any budgetary request will be forwarded to the CDCR for approval prior to final submittal to DOF in compliance with State Administrative Manual (SAM) Section 6120.

21010.7 Budget Change Proposal Adjustments

Adjustments are often required between the final submission of BCPs and the final preparation of the Governor's Budget. The OFS shall notify departmental administrators of such changes and recommend proper action.

21010.8 Budget Allotments

By August 1 of each fiscal year, an initial allotment is issued for each facility, office, and division, provided timely passage of the Budget Act. As the fiscal year progresses and changes are made to the budget, corresponding changes are made to the allotments through budget change notices.

21010.9 Fiscal Reviews

Fiscal reviews are an important process for ensuring that the Department remains fiscally sound. The areas involved with the fiscal review process are:

Programs

Each facility, office, division, and parole region will complete a Monthly Budget Plan (MBP) document using the standardized methodologies listed in the MBP instructions. For those line items with no standardized projection methodology, a detailed explanation is to be provided. The MBP will be submitted to the BMB on the first working day of every month starting with September 1 of each fiscal year. Instructions for completing the MBP can be requested from the BMB. Programs have to continuously monitor their fiscal situation and quickly raise financial problems to the OFS/BMB as soon as they become known. During the month of February, fiscal reviews are held at headquarters to validate the projected expenditures by facility, office, division, and parole region. At the fiscal reviews, Wardens, Health Care Managers, Associate Directors, Deputy Directors, Parole Administrators, and Departmental Managers are expected to:

- Identify the reasons for a potential budgetary surplus/deficit (over-expenditure or lack of funding).
- Identify measures to be taken to offset a potential deficit (if any).
- Provide detailed information (by Agency Object Code) for Temporary Help and Overtime expenditures.
- Provide a clear and accurate reflection of their operation's fiscal state.

Office of Financial Services/ Budget Management Branch

The OFS is responsible for overseeing the fiscal review process and making recommendations to Executive Staff. The BMB, which reports to the OFS, is responsible for reviewing and analyzing the MBP and providing feedback to all facilities, offices, divisions, and parole regions. The BMB Budget Analyst is responsible for reviewing and analyzing the MBP for both Program 21-Institutions and Program 22-Health Care Services for the same institution. The BMB roles and responsibilities for Program 22 are defined in a Memorandum of Understanding between the Division of Correctional Health Care Services and the OFS. The BMB will provide training to the BMB Budget Analysts and the institutions' managers and Budget Analysts about how to make fiscal projections and understand cost data. This training module will also include an in-depth discussion on the fiscal and operational challenges of managing a prison. The BMB provides a monthly expenditure roll up of each program to the Deputy Directors/Associate Directors and a MBP roll up of all departmental programs to the Office of the Secretary.

Executive Office

The Director, Division of Support Services, and the Chief Deputy Secretary, Adult Operations, or their designee will Chair fiscal reviews and make final decisions on the approval/disapproval of expenditure projections. The committee shall consist of:

- Undersecretary.
- Director, Division of Support Services.
- OFS.
- Chief, BMB.
- Respective Directors or designee.

21010.10 Fiscal Responsibility

Government Code (GC) Section 13324 states: "Every person who incurs any expenditure in excess of the allotments or other provisions of the fiscal year budget as approved by the Department (OFS) or as subsequently changed by or with the approval of the Department (OFS), is liable both personally and on his official bond for the amount of the excess expenditures." The Chief Deputy Secretaries and Assistant Secretaries approve all policy decision. However, Wardens, Health Care Managers, Assistant Secretaries Deputy Directors, and Parole Administrators have the primary responsibility to follow approved policies and remain within budgetary authority by adhering to the following guidelines:

- Notify the OFS as soon as possible of new policy, procedures, or changes in policy and procedures that may have a fiscal impact. Fiscal impact is defined as an increase in cost that is not funded and cannot be absorbed within existing resources in the current or subsequent fiscal year(s). If a program is operating a deficit mode then there shall be no changes that will increase costs. Follow the established process to acquire additional funding.

- Immediately notify the appropriate chain of command and the OFS of an emergency that may require expenditures to be incurred prior to securing the Office of the Secretary's approval and the appropriate funding.
- Immediately notify the appropriate chain of command, Office of Legal Affairs and the OFS when the Department is compelled by court order or other legal process to make non-budgeted expenditures. The OFS shall contact the CDCR and DOF to begin the process of securing the necessary funding.
- Hold in abeyance the implementation of new or adjusted policies and procedures until the Office of the Secretary's approval and proper funding is secured.
- Agreements with local unions must stay within the parameter of the contract and authorized resources, and must not have a statewide impact.
- Follow the established budget process to request additional resources (Policy and Population BCPs, Finance Letters, May Revise, Deficiency Requests).
- Minimize Temporary Help and overtime expenditures.
- Eliminate unauthorized positions.
- Position upgrades (reclassifying a position to a classification with a higher salary) must be accomplished within existing resources.
- Achieve 100% of the savings identified in the Institutions Vacancy Plan.
- Control sick leave usage in conformance with DOM Chapter 3, Article 8.
- Maximize the use of Permanent Full Time and Intermittent Officers.
- Eliminate programs for which no funding is available.
- Eliminate the liability for accumulated holiday leave and excess vacation and annual leave balances by utilizing the budgetary authorized holiday/vacation relief factor (excluding relief factors that are included in the Institutions' Vacancy Plan).
- Closely monitor the MBP.
- Reduce or postpone non-critical expenditures as long as a budget deficit is projected.
- It is the responsibility of the Warden, Health Care Manager, Associate Director, Deputy Director, or Parole Administrator to ensure that the BMB is notified immediately via the MBP cover memorandum when a projected budget deficit is anticipated. Also, it is their responsibility to submit an action plan addressing every action available to eliminate such projected deficit.
- Prior to awarding medical contracts, for preferred provider hospitals, program staff will prepare a cost benefit analysis of prospective contractors who can provide the necessary level of patient care including: the cost of the medical component and the custody component. Custody and medical costs need to be taken into consideration and the contractor who can provide the required levels of care at the lowest cost to the State of California will be selected as the preferred provider.

21010.11 Policy Decisions and Fiscal Impact

The Chief Deputy Secretaries and Assistant Secretaries approve all departmental policy changes as set forth in DOM 11010.8. The program division Directors shall prepare a request to change policy identifying the scope of the recommended policy change and any fiscal impact. The Director shall route the recommended policy change package to the OFS who shall analyze the projected fiscal impact and ensure the proposal has been costed accurately and the program has identified the funding source and availability of funds for the recommended change. Based on OFS analysis, the CFO will determine one of the following:

- The funding for the request is identified, but not yet allotted to the program. In this situation, the CFO will respond directly to the program, and not forward the request to the Office of the Secretary.
- The program could internally redirect funding within its allotment. Similarly to the above situation, the CFO will respond directly to the program. However, if the program disagrees with the CFO's determination, the CFO shall forward the request along with a recommendation to the Office of the Secretary for final decision.
- No funding is available to implement the request, but program has identified a critical/time sensitive need. In this situation the request will be forwarded to the Office of the Secretary and follow the process for Non-Urgent Requests as described below.

No policy decisions shall be recommended for implementation without the funding being identified, secured, and if necessary, approved by the Office of the Secretary and DOF.

Non-Urgent Requests

Non-urgent requests are to be submitted to the Office of the Secretary, CDCR, and DOF through the normal budgetary process described in Sections 21010.5 and 21010.6. The OFS will work with the program staff to identify which of the processes described in these Sections is to be used to request funding prior to implementation of the change.

Urgent Requests

For urgent requests, the following steps will be taken as expeditiously as possible:

- Program makes request to their Headquarters chain of command, with a copy to the OFS, using the BCS format.
- Deputy Director submits request to OFS for analysis of fiscal impact.
- The OFS reviews and submits to the Office of the Secretary with recommendation to approve or disapprove.
- The Office of the Secretary approves or disapproves and returns to OFS.
- If disapproved, the OFS returns to the originator, closing the request.
- If approved, the OFS immediately notifies the CDCR and DOF to secure approval prior to implementation of a policy change.
- The OFS will work with the DOF on the best approach to acquire additional resources within the budgetary cycle.

21010.12 Inmate Welfare Fund

The Inmate Welfare Fund (IWF) is shown as a separate item in the Budget Act and is subject to the same schedule as the Department's. Information about the IWF is contained in DOM Chapter 2, Article 20.

21010.13 Revisions

The CFO, OFS, or designee shall be responsible for ensuring that the contents of this Article are kept current and accurate.

21010.14 References

SAM § 6120

BA § 32.

VCGCB Rule § 614.

DOM §§ 11010.8, 21010.5, and 21010.6.

ARTICLE 2 — OPERATING EXPENSES AND EQUIPMENT

Revised April 25, 2001

21020.1 Policy

The Department shall allocate all available funds required for departmental operating expenses.

21020.2 Purpose

This Article describes the allocation process for Operating Expenses and Equipment.

21020.3 Allocation of Funds

By August 1, the BMB shall issue a program/line item budget allocation to each facility office, and division, provided timely passage of the Budget Act. This shall normally be an allocation of the total funds available for operating expenses. If additional funds become available during the fiscal year, subsequent allocations of these funds shall be made at the earliest possible opportunity.

Subsequent changes to original allocations shall be transmitted by numbered budget change documents during the fiscal year. In some instances, informational letters about the changes shall precede the budget change document, but shall not be used to enter the change into the official accounting records. This shall be done only after the budget change document is issued.

21020.4 Schedule 9, Equipment

The Schedule 9 process is for replacing existing equipment only. Equipment for new positions or new programs shall be requested via the BCP process. Equipment reported in the Schedule 9 has a unit acquisition of \$5,000 (e.g., four identical assets at \$3,000 each, for a \$12,000 total would not meet the requirement). For more information, refer to SAM Section 8602.

The BMB sends specific instructions annually (around end of August) on how to complete the Schedule 9 process. DAI, DAPO, and each Headquarters' division/office need to complete the Schedule 9.

21020.5 Written Justification for Requested Equipment

Except for those complements related to new positions, a CDC Form 533, Equipment Budget Request, detailing the description of the equipment, it's function, and the need for it shall be attached to the Schedule 9.

21020.6 Equipment for New Positions

Equipment needs related to new positions shall be included in the BCP for the position and submitted to BMB for computation of cost of

standard office equipment complement. If equipment and furnishing are required beyond the standard office complement, it must be identified by description and cost in the BCP.

21020.6.1 Standard Equipment Complements

When requesting standard equipment complements, the basic equipment complement guidelines, which are utilized in new prison construction, should be referred to for guidance. For the purpose of BCP, BMB calculates a standard office furnishing complement. This complement, based on classification, may include a chair, table, desk, bookcase, and personal computer or calculator, where applicable.

21020.6.2 Special Equipment

Request for special equipment (major equipment that can not be acquired through the Schedule 9 process) shall be identified in a BCP by description and estimated cost. BCPs shall be submitted to BMB for either inclusion in the Governor's Budget or submission through the Finance Letter process. The Finance Letter process is only used for proposals of critical nature and is not to be used as an extension of the Fall BCP process.

21020.7 Inmate Pay

See the DOM Chapter 5, Article 12 for instructions relating to inmate pay.

21020.8 Minor Capital Outlay

See DOM Chapter 2, Article 4 for instructions relating to Minor Capital Outlay.

21020.9 Revisions

The CFO, OFS, or designee shall ensure that the contents of this Article are accurate and current.

21020.10 References

SAM § 8602.

DOM §§ Chapter 2, Article 4 and Chapter 5, Article 12.

ARTICLE 3 — UNASSIGNED

ARTICLE 4 — CAPITOL OUTLAY

Revised June 11, 2002

21040.1 Policy

In order to identify capital improvement needs and plan for the funding and accomplishment of this activity, the California Department of Corrections and Rehabilitation (CDCR) annually prepares a five-year plan for these improvements along with a project plan for the budget year (i.e., year one of the five-year plan).

21040.2 Purpose

This Article outlines the CDCR's Office of Facilities Management (OFM) procedures and guidelines for development and submission of the five-year capital improvement plan and construction projects for approval.

21040.3 Authorization

Projects included in the Budget Act, and any other legislation, are authorized for planning, design, and construction in accordance with the effective date of the authorizing legislation.

21040.4 Responsibility

The OFM shall maintain the CDCR's five-year plan for major construction projects and direct the planning, design, and construction of all projects authorized by the legislature. Penal Code (PC) Section 7000 authorizes the CDCR to prepare plans for and construct facilities and renovations included within its Five-Year Infrastructure Plan. The CDCR may transfer the responsibility for undertaking any aspect of the plan to the Department of General Services (DGS).

21040.4.1 Request for Project Undertaking by State Agency

The OFM may delegate the completion of funded projects subject to the Department Operations Manual, Section 21040.4, to a CDCR facility. All projects to be undertaken by a facility require approval from DGS using a Standard (STD) Form 23, Request for Project Undertaking by State Agency, applicable to undertake projects from \$120,000 to \$400,000 excluding those projects authorized for completion by the Inmate Day Labor (IDL) program or those the CDCR undertakes under the authority of PC 7000.

Note: The cost limitation is adjusted upward or downward by the Director of the Department of Finance (DOF) every two years to reflect the percentage change in the California Construction Cost Index (CCCI) as used by DGS. For purposes of compliance with this Section, the current cost limitation can be obtained by contacting the Capital Outlay Section of OFM.

21040.5 Definitions

The following definitions are included as a guide, but any definitions in statute shall supersede the definitions in this Article.

Major Capital Outlay

Major capital outlay projects include the following:

- Any real property acquisition including the exercise of a lease purchase option.
- New construction, extension, or betterment in excess of \$400,000.
- Fixed and movable equipment necessary for the initial occupancy of a new facility.

Minor Capital Outlay

Capital outlay construction projects estimated to cost \$400,000 or less.

Special Repairs

Repair projects that, irrespective of cost, continue the usability of a facility at its designed level of services are termed special repairs. The nature of these repair projects is considered extraordinary, either in amount or occurrence, and extends the life of the facility or infrastructure.

Alterations

Any modification to a State building that changes the use of the building in function, layout, capacity, or quality is an alteration. New construction may be considered an alteration. Typical alterations include the demolition and construction of new walls and additions up to the limits in Section 6.00 of the Budget Act (Section 6).

Maintenance

Maintenance projects are intended to keep structures, grounds, equipment, and facilities within acceptable standards of structural condition, appearance, and utility.

Budget Package

A budget package consists of schematic drawings, outline specifications, and a cost estimate. Packages shall be descriptive to convey accurately the location, scope, cost, and nature of the improvement being proposed.

Preliminary Plan

The preliminary plan includes site plan, architectural floor plans, elevations, outline specifications, and cost estimate. For each utility, site development, conversion, and remodeling project, the drawings shall be descriptive to convey accurately the location, scope, cost, and nature of the improvement being proposed.

Working Drawing

Working drawings include a complete set of plans, specifications, and final cost estimate that show/describe all phases of a project (architectural, structural, mechanical, electrical, civil engineering, and landscaping systems) to the degree necessary for accurate bidding by contractors and for the use of artisans in constructing the project. All necessary professional fees and administrative service costs shall be included in the final cost estimate.

Construction

Construction projects are those that create new or improved real property. A capital outlay project shall include all related items such as fixtures, installed equipment (commonly referred to as Group I equipment), auxiliary facilities, contingencies, project construction management, administration, and associated costs like design and loss of productivity. Group II equipment, movable equipment, such as tables and chairs, will be included as necessary and appropriate.

21040.6 Alterations

Alteration projects shall normally be budgeted in the capital outlay budget category as part of the building construction program. Funds from the State operations' budget category may only be used for alterations if they meet the criteria established under Section 6.00. Pursuant to Section 6.00, no support funds may be used for any project for alteration of a State building requiring total expenditures of \$100,000 or more unless the Director of DOF determines that the proposed alteration is critical and it is necessary to proceed using funds appropriated for support purposes. The maximum cost of any project undertaken under Section 6.00 authorization shall not exceed \$400,000.

Any construction project estimated to be less than \$1,000, and includes all of the following, may be undertaken by the facility:

- The alterations do not increase program costs and/or personnel year requirements.
- The alterations do not create life, safety, or environmental problems.

21040.7 Development of the Capital Outlay Five-Year Plan for Existing Facilities

As part of the State's construction program, the CDCR shall maintain a five-year plan for major construction projects. The plan shall be

prepared in accordance with Government Code (GC) Section 13100 and in compliance with directives from DOF, including the following:

- The CDCR's projected capital outlay needs for five years beyond the period covered by the latest Governor's Budget.
- Capital Outlay Budget Change Proposal's (COBCP) for each project which CDCR wishes to include in the next budget year.
- A listing in priority order of CDCR's proposed capital outlay program for the upcoming fiscal year.

Note: The plan is prepared annually and may be modified at that time.

February 1

The CDCR's Five-Year Infrastructure Plan shall be submitted to the DOF each February.

21040.8 Preparation of Request for Capital Outlay Projects

The COBCP's are the formal requests for capital outlay projects submitted for approval in the five-year plan. They should be prepared in sufficient detail to describe the type of improvements requested. A COBCP shall include the following information regarding the project:

- Purpose of the project.
- Relationship to the Strategic Plan.
- A discussion of alternatives.
- The recommended solution and rationale for choosing it.
- A detailed scope description.
- The basis or source of the cost information.
- Description of any impacts to the support budget.
- Identification of any perceived project risks.
- A proposed project schedule that identifies start and completion of the various funding phases (i.e., preliminary plans, study, etc.).
- A detailed cost breakdown.
- A Management Plan (how will the project be accomplished, swing space, etc.).

21040.9 Capital Outlay Timetable

The following schedule has been established to meet the CDCR and DOF time frames. A detailed timetable for the current budget cycle shall be developed annually and provided to the facilities. Facilities shall adhere to this annual timetable so that analysis and processing may occur in an orderly and effective manner within statewide deadlines. Dates on which facilities are required to submit items are the dates for OFM action in order to forward the items to the Secretary, CDCR, and DOF within the statewide deadlines:

Year One:

March

The OFM shall issue a "Budget Call Letter" to all facilities requesting the development of budget concept papers for the major and minor capital outlay program and identifying the time frames for the upcoming budget cycle.

April

Deadline for the receipt of concept papers for all major and minor capital outlay projects.

May

Capital outlay analysts may conduct on-site reviews of all proposed projects in preparation for project priority setting.

A committee that includes representatives of the Division of Adult Institutions, Division of Correctional Health Care Services, Office of Substance Abuse, Joint Venture Program, and OFM makes project priority recommendations. These recommendations are the basis for determining which projects should be fully developed into COBCP's.

Based on the approved priorities and subject to the availability of funding, facilities are given approval to develop COBCP's.

July

Deadline for submission of COBCP's to OFM.

September

Review and discussion of project analysis, recommendations and COBCP's deficiencies are conducted with facility staff.

October

All final COBCP's are due to OFM.

November

The OFM recommendations and analysis are submitted to the Office of the Secretary to establish the final priority list for the CDCR's capital outlay program.

January- February 1

The existing facilities five-year capital outlay plan is submitted to the CDCR for approval and then to DOF.

Year Two:

July – August

Final approved list of projects submitted to DOF.

September- December

State Capital Outlay Program Evaluation meetings and review are conducted with DOF. Capital outlay budget hearings are held with the DOF and the CDCR to determine which projects will be included in the Governor's budget for the upcoming fiscal year.

January

The Governor's Budget and Budget Bill are submitted to the Legislature.

February

The CDCR identifies capital outlay projects that were not included in the Governor's Budget, but have become critical. Justification identifying why the projects are now critical must be included in a Finance Letter submission.

March

The CDCR receives the Legislative Analyst's Office recommendations of the Governor's Budget.

April-June

Legislative hearings on the Budget Bill are held. During this time, the OFM continues to work with DOF and the Legislative Analyst's Office to resolve outstanding issues.

July

This is the earliest effective date of the Budget Act. Notification of all major and minor capital outlay projects approved in this process is prepared for transmittal to the institutions and other interested programs.

21040.10 Project Design

Project design is the process that converts the concepts outlined in COBCP's into a set of plans and specifications that will allow the project to be constructed. The planning process for major capital outlay projects is divided into two major sections:

- Preliminary plans (or design drawings) include site plans, architectural floor plans, elevations, outline specifications, and cost estimates. This stage in planning is identified in order to review architectural and engineering input to ensure the project still meets facility objectives and is consistent with legislative scope and cost. Preliminary plans shall be reviewed by DOF and approved by the State Public Works Board (SPWB).
- Working drawings (or construction documents) are preliminary plans with full architectural and engineering detail. These plans are developed in sufficient detail to instruct any construction organization how to build the project and identify what materials and equipment must be approved by DOF before any construction can take place.

21040.11 Project Construction

Major capital outlay construction can be accomplished in three ways. All public works not specifically exempted are administered by the DGS. Upon approval of working drawings by the DOF, they may authorize DGS to bid the project to private contractors. The lowest responsible bidder may then construct the project. The second method of construction utilizes IDL. The IDL utilizes a combination of State staff, trade union labor, and inmates to accomplish the capital outlay project. The IDL requires the approval of DOF, SPWB, and Prison Industries Board and is subject to the availability of resources. A third method that we now have available is under PC 7000 which allows the CDCR to use new prison construction resources and processes.

21040.12 Scope Changes

After the project is authorized for design and/or construction, it may be necessary for the CDCR, DGS, or the contractor to add, delete, or modify components of the project. If that change significantly modifies the size, shape, assigned space, or physical characteristics of the project, written approval shall be obtained from the DOF and the Legislature. Minor capital outlay scope changes only require DOF approval.

21040.13 Revisions

The Deputy Director, OFM or designee shall be responsible for ensuring that the contents of this Article are kept current and accurate.

21040.14 References

PC §§ 2816, 2817, and 7000.
GC §§ 13100, and 13332.11.
SAM §§ 6600 – 6724.
Section 6.00 of the Budget Act.
Public Contracts Code § 10108.

ARTICLE 5 - REIMBURSEMENTS

Revised September 17, 2009

21050.1 Policy

The California Department of Corrections and Rehabilitation (CDCR) shall recover the full costs of reimbursable goods and/or services, unless full cost recovery has been prohibited by statute.

21050.2 Purpose

This Article shall specify the requirements for full cost recovery on reimbursable goods and/or services.

21050.3 Responsibility

The Office of Fiscal Services (OFS), through the Budget Management Branch (BMB) shall ensure the inclusion of the reimbursements in the Governor's budget and the allocation of reimbursement authority to the various institutions and divisions utilizing the Business Information System (BIS) program.

- If the total departmental budget for reimbursements is insufficient, BMB shall request additional budget authority (using Form DF 47) according to the procedures described in the State Administrative Manual (SAM) § 6551-6557 and Section 28.5 of the Budget Act.
 - BMB shall assist managers in determining the amount to collect for services to other governments.
- Individual managers shall stay within their reimbursement budget or make a timely request for an additional allocation from BMB through the established BIS process.
 - These managers shall notify BMB of new reimbursement activities for inclusion in the budget as a scheduled reimbursement through the established BIS process.

21050.4 Definitions

The following sections are comprised of definitions that shall apply to this Article.

21050.4.1 Reimbursement

Reimbursement consists of cash or some other asset received as repayment for the cost of work or services performed, or for other expenditures made for or on behalf of and for the convenience of another governmental unit, fund, or department, or for an individual firm or corporation. There should be a very positive, direct relationship of the charge to the cost of the particular services performed for an individual or entity before one should consider a receipt to be a reimbursement.

- Reimbursements represent the recovery of an expenditure and are shown in the budget as a reduction of the expenditures of a program or agency.
- All federal funds received directly by a department and not via another State department will be reported as Federal Fund expenditures. Federal funds received from another agency for the cost of work or services performed will be treated as reimbursements.
- Reimbursement expenditures cannot exceed reimbursement collections in total; or by program; or by location.
- Reimbursement receipts cannot exceed reimbursement authority in total; or by program; or by location.
- Changes in authority at any level will require timely communication with BMB and may require the approval of the Department of Finance (DOF) and the Legislature.
- Reimbursements billed, but uncollected, have a negative impact on the ability of CDCR to fully fund its normal support operations and therefore must be closely monitored by the sponsoring institutions and divisions.

21050.4.2 Full Cost Recovery

It is State policy that departments shall recover full costs whenever goods or services are provided for others. These costs of goods or services include all costs attributable directly to the activity plus a fair share of indirect costs which can be ascribed reasonably to the goods or services provided. Refer to SAM § 8752.1 for the cost elements to include and further discussion.

- Direct costs are those which can be identified specifically with a particular program, e.g., salaries and wages of assigned staff to a reimbursable activity.
- Indirect costs are those support costs which usually benefit more than one program or organizational unit. They are accumulated and assigned

periodically to the cost objective or organizational units which benefit from the support activity/function.

- Central service costs are costs incurred by central service departments for the benefit of all State departments. This is a pro-rata share of statewide central services costs as determined by the Fiscal Systems and Consulting Unit of the State DOF through the Statewide Cost Allocation Plan.

21050.4.3 Budget Act - Section 28

Section 28 of the Budget Act addresses the approval to augment the expenditure of unanticipated federal funds and other State funds. Refer to SAM §§ 6551 through 6557 for complete details of this process.

21050.4.4 Reimbursement Services

This is broadly defined as including those services which are performed for another agency, organization or individual that are not believed to be permanent in nature and which include, but are not restricted to, projects funded indirectly with federal funds received through an interagency agreement.

- The participation by CDCR in Reimbursement Services projects requires the use of Internal Orders in order to segregate the financial effects from the ongoing support operation. Prior to establishing an Internal Order, programs must have the approval of BMB, Human Resources and Accounting Services.

21050.4.5 Reimbursement Classifications

Reimbursements are classified as either SCHEDULED or UNSCHEDULED. It is the intention of this section to ensure that all CDCR reimbursements are SCHEDULED. Standard numeric classifications of the collections are a six digit number beginning with 9 and allow for a 2 digit suffix for further Agency definitions that may be required to accurately define our reimbursement sources.

- 991XXX Scheduled – Budgeted reimbursements
- 991912 Intradepartmental – Scheduled reimbursements from other departmental units/programs within the same organization. An example of this would be Inmate Ward Labor.
- 991913 Interdepartmental – Scheduled reimbursements from other state departments, commissions, boards, etc. Examples of this would be Prison Industry Authority and the Department of Forestry.
- 991935 External/Federal – Scheduled reimbursements received DIRECTLY from the Federal Government. An example of this would be Care of Federal Prisoners.
- 991936 External/Local – Scheduled reimbursements received from local governmental entities within the State. An example of this would be payments from counties for juvenile offenders.
- 991937 External/Private – Scheduled reimbursements received from private individuals, firms, institutions or corporations. An example of this would be Services to Employees.
- 991938 External/Other – Scheduled reimbursements not otherwise classified. This classification should only be used when a reimbursement does not fit it into one of the above broad classifications.
- 995XXX Unscheduled – Reimbursements which (1) were not anticipated nor provided for when the budget was prepared; and, (2) for which budget revisions to increase scheduled reimbursements have not been processed. These following categories, while available, shall not be used by CDCR without the approval of OFS as they indicate CDCR has made expenditures that it does not have budget authority for and can result in a deficiency.
- 995962 Intradepartmental – Unscheduled reimbursements from other departmental units/programs within the same organization.
- 991963 Interdepartmental – Unscheduled reimbursements from other state departments, commissions, boards, etc.
- 991985 External/Federal – Unscheduled reimbursements received DIRECTLY from the Federal Government.
- 991986 External/Local – Unscheduled reimbursements received from local governmental entities within the State.
- 991987 External/Private – Unscheduled reimbursements received from private individuals, firms, institutions or corporations.

- 991988 External/Other – Unscheduled reimbursements not otherwise classified.

21050.5 Use of Reimbursement Accounts (By Services)

The level of reimbursement collections (receipts) for certain reimbursement accounts at a given location can remain stable over a long period of time. Such accounts do not need to be adjusted budgetarily. Conversely, those accounts in which a noticeable trend in activity has occurred, either upward or downward, need to be adjusted budgetarily for accuracy.

- Another type of activity is that in which there is a temporary increase in an expenditure to be reimbursed by some agency. The budgetary recognition of this type of increased collection activity can be accommodated within the current fiscal year by submission to BMB, utilizing the BIS system, of a Request for Budget Adjustment, which indicates both the increased expenditure and the anticipated increased reimbursement.
- In certain situations, typically involving employees who have paid in advance for services not subsequently received, refunds may be made by debiting the general ledger account. The procedure for this type of transaction is given in the SAM § 11073.2, Claims for Refunds.

21050.5.1 Other States and the U.S. Government

The reimbursement accounts for Support of Prisoners from Other Jurisdictions and Care of Federal Prisoners respectively are established as follows:

- Rates to be charged these entities, for retention of prisoners, shall be at the current rate charged in the interstate agreement.
- Billing for maintenance of federal prisoners will be done, utilizing the BIS system by the institution having custody of the individual prisoner and the associated accounting office.
- Billings for the care of prisoners from other states will be done by the departmental accounting office utilizing the BIS system.
- A possible area of failure to recover costs related to out-of-state prisoners is special medical care that is not available to the prisoner within the regular institutional medical facilities. It is the responsibility of each institution, therefore, to notify the designated accounting office of such unusual medical expenses, along with supporting documents, in order that the other state may be billed for same.
- The federal government, other states, and counties will not be charged for retention of prisoners who are under commitment to CDCR.

21050.5.2 Prison Industries Revolving Fund

For those services which are to be reimbursed to the support appropriation from the Prison Industries Revolving Fund refer to the Penal Code (PC) §§ 2806 and 2816. These services should be properly covered within an interagency agreement and must consider full cost recovery as detailed above.

21050.5.3 Inmate Welfare Fund

Certain services are provided by institutions to the Inmate Welfare Fund (IWF). Examples of these services are custodial overtime for coverage of special events, food for special dinners and banquets, accounting services, office supplies, printing supplies and services, etc.

These services are initially paid from the General Fund (GF) appropriation. Reimbursements received by the IWF through the provision of these services are repaid to the GF. Prior to committing to the charges, institutions must request IWF approval for the expenditures and must provide an invoice, via their accounting office, for the charges.

Receipts from outside groups for special dinners are, in large part, accepted as donations to IWF. See IWF Procedures Manual, Accounting Records, in the Departmental Operations Manual (DOM), Chapter 2, Article 20, for full details.

- In the absence of service charges, per se, donations to the IWF will be accepted as an expression of appreciation for the service received. Procedures shall be established to handle these donations along with collecting for the cost of materials and supplies; this is not considered a reimbursement.

21050.5.4 Other Department Units

Reimbursements can be recorded and reported between organizations utilizing the BIS system although as a single organization, billings are only authorized for different funds or references.

21050.5.5 Employees

There are two types of services to employees that are available at most institutions (refer to DOM Chapter 5, Article 10 for further details).

- Those provided by the institution in connection with vocational programs or other available resources such as housing.
- Those provided by employee associations, per Government Code (GC) 11013.

This Section concerns only the collection of payments for services rendered by or on behalf of the State of California.

- Procedures for handling receipts from services to employees will be standardized through the BIS system.
- Authorized services for employees which are rendered by inmates will be provided free of any labor charges.
- The cost of materials and supplies or other expense to the State incurred in connection with any such service shall be collected from employees on an actual or estimated basis as appropriate.

Purpose of Policy

The purpose of this policy is:

- To recognize the efforts put forth by inmates in performing these services by providing income to the vocational program where the services are performed.

21050.5.6 Miscellaneous Reimbursements

These reimbursement services include Services to Inmates, Services to Other Agencies, Work Furlough Administrative Charges, Repayment Cash Assistance to Paroles and to Community Correctional Center reimbursements. The handling of all these accounts is covered in DOM § 21050.5 above.

- Services to inmates principally include the sale of postage to inmates.
- Services to other agencies include Services to Employee Association, Services to the Department of Forestry and Fire Protection, etc. The reimbursement accounting records for each such agency are to be separately maintained in the BIS system.
- Services to the Department of Forestry and Fire Protection (emergency firefighting) are not to be established budgetarily, only on an as-used basis, the same as Federal Fire Suppression.

21050.5.7 County or City Short-Term Prisoners

The reimbursement account for this service is Services to Other Agencies, with a subtitle consisting of the name of each such entity.

- Medical expenses should be handled in accordance with the following excerpt from the Standard Interstate Agreement Form.
 - "Any costs of medical, psychiatric or dental services shall be considered normal costs incidental to the operation of the institution in the receiving state if the service is rendered by staff personnel and in regularly maintained facilities operated or utilized by the institution as part of the health or correctional program thereof and if the inmate requires special medication, drugs, equipment, anesthetics, surgery, or nursing care in addition to that commonly available on an informal basis. The cost of any special services, medication, equipment, surgical, or nursing care shall be chargeable to the sending state..."
- BIS system generated billings for the occasional housing of county prisoners in CDCR facilities will be done by the institution housing said county prisoners and the associated accounting office.

21050.5.8 Psychiatric and Medical Cases

With the approval of the Director, Division of Adult Institutions, and either the Warden or his/her designee or medical officer of the day at the receiving institution, and subject to the provisions of PC 4007, which requires a superior court order, an adult county prisoner may be received by CDCR for psychiatric and medical care.

21050.6 Grants

Grants are the funds from sources other than the CDCR GF for operational and demonstration programs, which involve CDCR facilities, employees, inmates, or parolees.

21050.6.1 Authorized Grant Positions

Upon final approval of a grant which authorizes additional positions, a payroll reporting unit shall be established for that grant through the BMB Master Data Unit, using the next number in the series authorized by the revised list of Program Payroll Reporting Units. Only fully funded positions will be established in these reporting units. Those positions assigned to in-kind match grants will continue to be charged against their regular reporting units; they are not to be included in the Reimbursement Services Reporting Unit.

- The STD Form 607, Change in Established Positions, will not be approved by BMB unless evidence of an approved grant accompanies the document.
- Positions authorized by grant will be established only for the period of the grant. The date on which a grant expires is the date which will appear in item 4(b), expiration date of the STD Form

607, which appoints grant positions. This instruction will be adhered to even when it is believed that the grant will be extended or renewed. The renewal or extension will be re-documented for that portion of the extension falling within the current year.

The STD Form 607 process is required for any positions that are funded by Reimbursement.

21050.6.2 Advances/General Ledger Accounting

Many Reimbursement Services project agreements contain a provision for advances. Where possible, accounting officers must apply for an advance payment that will maintain an ongoing level of expenditure prior to the first reimbursement and thereafter between reimbursements.

Maximum advances will be obtained from all grantors as early as possible.

- Care must be exercised to determine that all in-kind match positions are filled at all times. Otherwise, the ability to recover the full amount of the contract is reduced by the amount represented by vacant positions.
- It is imperative that in-kind match positions and the time being billed for such positions are readily identifiable for audit purposes. Billings must be prompt and regular within the terms of the contract.
- It is important that grants must be self-supporting, except for in kind match. Continual attention must be given to project records for reassurance that billings, requests for advances from grantors, and grantor's payments, are current.

An attempt must be made to receive an advance from the grantor sufficient to maintain the anticipated continuing level of expenditures, even when such advance is not specifically mentioned in the contract. Such advances, when received, will be credited to a general ledger account number.

21050.6.3 Collection – Indirect Overhead

SAM provides for the collection of Indirect Overhead (IO) costs associated with the operation of certain grants, contracts, and interagency agreements (SAM §§ 8753 through 8758.1).

- These activities generally operate on a budget agreed to by all parties concerned. In addition, IO may be generated by an activity which either does not operate on a formal budget or in which the expenditures being recovered are intangible or not identifiable (refer to DOM § 21050.6.4 to follow).
- The recovery of these IO charges as reimbursements to the GF are used, in CDCR, as offsets to the expenditures generated by the Indirect Cost Pool in headquarters.
- It is the obligation of the business manager at each location to ascertain that those services for which CDCR contracts and/or invoices are being charged IO at the currently approved rate, if applicable.

21050.6.4 Budgetary Recognition

Each Reimbursement Services project will be established budgetarily by a BIS system request to BMB and a STD Form 607 as required, as soon as, but only when, final approval of the agreement has been received. Only that portion of the grant that in the best estimate will be expended within the current year budget will be established. The remaining portion of the grant, overlapping into budget year, will be established for the new budget year before July 1.

- A grant which is expiring within the current year and which is being extended or renewed must be re-documented by a STD 607, quoting the authority to renew, for that portion of the renewal or extension falling within the current year.

21050.6.4.1 Projects at Two or More Locations

Projects that are to be operated at two or more locations should be apportioned according to each location's share of the budget and individual requests prepared by each location. When this is not feasible (e.g. when there are many locations, or when one location must manage a grant in its entirety with subsidiary operating units), the subsidiary operating unit will still establish its share of the grant budget, using Reimbursement Services account numbers.

- Projects with no IO.
 - Contracts which contain no provision for charging IO (these should be in the minority) should be set up in a group of accounts.
- Projects with IO.
 - Contracts which provide for IO are to be established as outlined.
- Unanticipated IO (including IO contained in budgeted reimbursements such as the Department of Rehabilitation).
 - In as much as there is no contracted or budgeted amount, IO will not be established budgetarily until the annual level of collections can be reasonably well estimated from a few months' actual billings.
 - Requests for budget adjustment will be forwarded to BMB (with STD Form 607s, if appropriate) utilizing the BIS system as indicated previously.

21050.6.5 Invoicing/IO

Authorized staff will create accruals through standard BIS transactions for all indirect overhead invoiced items (not previously encumbered through a purchase order or contract process). As needed, the system will automatically reverse accruals via BIS. The reversal transactions will have a posting date of day one of the new fiscal year.

- When billing is made, the accounts receivable accrual is to be apportioned between the reimbursement account related to expenditure incurred, and reimbursement account for IO, exactly as distributed in the invoice.

21050.7 Revisions

The Deputy Director, Office of Fiscal Services, or designee shall ensure that the content of this Article is accurate and current.

21050.8 References

SAM §§ 6463, 6466, 6551- 6557, 8752 – 8760, 11673.2.

Uniform Codes Manual.

Section 28 and 28.5 of the Budget Act.

PC 2806, 2816, 4007.

DOM Chapter 2, Article 20, Chapter 5, Article 10

ARTICLE 6 — UNASSIGNED

ARTICLE 7 — UNASSIGNED

ARTICLE 8 — UNASSIGNED

ARTICLE 9 — UNASSIGNED

ARTICLE 10 — EQUIPMENT AND SUPPLIES

Effective December 5, 1989

22010.1 Policy

The Department shall operate in accordance with the basic statewide materials management program policy as stated in SAM 3500.

22010.2 Purpose

This section provides instructions for ordering equipment and supplies for Headquarters.

22010.3 Responsibility

Each unit supply requisition officer shall order and receive supplies and equipment for the unit.

22010.4 Ordering of Supplies

A CDC Form 838, Supply Requisition shall be completed for each and every item listed in the DGS supply catalog. As many as 16 items may be placed on each requisition form and normally, delivery shall be within 24 hours. A supply of CDC Form 838s may be obtained from the Headquarters stockroom and, once completed, forward the white and yellow copies to the stockroom and retain the pink copy in a suspense file.

Emergency Orders

Emergency orders shall be filled immediately upon receipt, either from the supply stocked in the stockroom or from General Services' warehouse located on Watt Avenue. However, the originator shall hand carry the order to the stockroom supervisor or obtain authorization for the merchandise to be picked up at General Services' warehouse.

Nonemergency Orders

For other than emergency orders, place the supply requisition form in the outgoing mail basket. Mailroom employees shall pick up and handle from this point. When material is delivered, check the items against the copy of the order that is returned with the material.

Fill out all supply requests in their entirety and indicate delivery room number and name. For stock numbers and descriptions, refer to the General Services office supply catalog. Orders not completely prepared shall be returned.

Departmental Forms

Orders for all "CDC" and "GA" forms shall be placed on a CDC Form 838, and shall be handled in the same manner as other supply requests. Supply requisitions for these forms do not need a General Services stock number; however, the form number and form name shall

be indicated. Orders for all standard state forms shall have the General Services stock number indicated on the supply requisition.

Form 5 Items

All requests for items obtainable only from an outside vendor (i.e., books, maps, etc.) shall be on an STD Form 5, Intra Office Requisition. These forms shall be submitted in duplicate to the BSS for processing. They shall give a complete description of the item desired (size, style, model, color, etc.), the price, the vendor from whom it may be purchased and the employee for whom the item is ordered.

22010.5 Filing Equipment

All requests for filing equipment shall be submitted on a STD Form 5 and shall include a statement of justification.

- Shelf files shall be considered when requesting new equipment. Drawer file cabinets, tub type or desk side files, lateral filing equipment, mechanized files, plan filing equipment and rotary files shall not be authorized except in unusual circumstances and only when fully justified.

Each request shall be submitted to the Department's records management analyst in BSS for review and approval.

22010.6 Shredder

A shredder located in the Correctional Case Records Section may be used to destroy a small amount of confidential material.

Upon request, mailroom personnel shall arrange for the destruction of large amounts of confidential material.

22010.7 Revisions

The Deputy Director, ASD, or designee shall ensure that the content of this section is accurate and current.

22010.8 References

SAM § 1161.

ARTICLE 11 — TRAVEL

Effective December 5, 1989

Updated September 19, 2013

22020.1 Policy

Travel Expense Claims (TEC) policies are specified in the CCR and the various collective bargaining agreements (MOU). All employees are expected to be familiar with the following policy and departmental procedures established to facilitate operations within the framework of these statewide requirements:

22020.2 Purpose

The purpose of this section is to provide the procedures and guidelines to be followed by Department employees who are on travel status. Should the content of this section conflict with any MOU agreement, the MOU will prevail.

22020.3 Responsibility

It is the responsibility of each manager/supervisor authorizing employee travel to practice the following principles:

- Travel is usually warranted when personal contact by the employee is the most economical method of conducting state business.
- Attendance at conferences and meetings is limited to persons immediately concerned with the topics to be discussed or the business to be transacted.
- A manager/supervisor shall consider the most economical method of transportation in addition to the amount of time an employee would spend away from their office.
- Travel by the employee shall be scheduled to avoid backtracking and/or additional trips whenever possible.
- State cars should not be parked overnight at an airport unless there is no other practical and/or reasonable way for an employee getting to and from the airport.
- Reimbursement shall be made only for the method of transportation which is in the best interest of the state. The employee may choose a more expensive form of transportation above the state rate but shall only be reimbursed for the approved state rate for transportation.

Volunteers

With prior authorization, volunteers may be eligible for TEC reimbursements. To be eligible, volunteers must complete and sign a volunteer services agreement, an oath of allegiance, and a health questionnaire.

The TECs shall be limited by the same constraints and policies as state employees.

22020.4 Travel Authorization

Updated September 19, 2013

The travel request, CDCR Form 1082, Request For Travel/Advance, has been designed to provide a weekly plan of proposed travel and absences for any staff member on travel status.

Each staff member shall submit a CDCR Form 1082 to their immediate supervisor preceding planned travel or absence. The approved forms shall be routed as follows:

- If a travel advance is needed, one copy of the form shall be forwarded to the accounting office and one to the employee.
- If no travel advance was requested a copy of the approved form shall be returned to the employee.

22020.5 Travel Expense Advances (TEA)

TEAs to cover necessary travel expenses shall be made from the revolving fund. TEAs are handled in two ways:

- A temporary TEA may be requested at the time the plan for travel is submitted for a specific trip or period.
- A permanent TEA may be approved for employees who travel a significant amount of time on a monthly basis provided it does not exceed the employee's average monthly travel reimbursement. Employees shall submit Standard Form 262, Travel Expense Claim to be reimbursed for the actual amount of each travel claim.

Repayment of Temporary TEA

A temporary TEA is to be repaid within 30 days of the date of issue unless the employee is away from their headquarters continuously for more than 60 days in which case the temporary TEA is to be repaid within 30 days of the employee's return to their headquarters. Repayment may occur in the following ways:

- If the TEA was for more than the actual TEC, repayment in the form of a check for the difference must accompany the TEC.
- If the TEA is for less than the TEC, a revolving fund check for the difference shall be issued when the TEC claim is submitted.
- If the trip is cancelled or postponed more than one week, any temporary TEA is to be returned immediately.

Permanent Travel Expense Claim

Permanent TEAs shall be reviewed periodically and adjusted if the advance does not meet current requirements of the employee's TECs:

- Annual confirmation of the liability and estimate of the current requirements, as required in the SAM, shall be signed by the employee and approved by the supervisor.

Monetary Limit for Travel Expense Claims

The total amount of any outstanding TEA, including temporary and permanent, to one individual shall not exceed \$500. Exceptions to this policy must be approved in writing by the Deputy Director, ASD. A TEA is considered outstanding if no TEC has been submitted to the appropriate accounting office for the trip or purpose for which the TEC was authorized.

Collection of Travel Expense Claims

Failure to repay either a temporary or permanent TEA when circumstances no longer justify the advance will necessitate collection by the accounting office from the employee's salary. A permanent TEA shall be repaid by check once an employee is no longer traveling a significant amount of time in a month or when the employee separates from the Department.

22020.6 Charges for Accommodations and Meals at Department Facility

It is the option of each employee to utilize overnight accommodations at departmental facilities where lodging is available. When such is planned, employees should request reservations and confirmation in advance.

In these circumstances, employees may claim full per diem. However a \$5.00 charge shall be made to the employee by the facility providing the accommodations. Institutions shall develop procedures for collecting this \$5.00 room charge.

No per diem shall be authorized for employees participating in training at the Academy.

Employees who eat meals at state operated departmental facilities shall present meal tickets or equivalent for each meal served.

DPA Rules 599.662 and 599.663 contain authority and instructions concerning employee's and guest's meals served at state operated facilities.

Travel may include staying overnight or eating in Nevada. Subsistence allowance shall be based on in-state travel allowances. Travel claim should state "Reno en route to Susanville."

22020.7 Preparation of Travel Expense Claim, STD Form 262

DPA rules provide allowance for subsistence expenses (meals and lodging), transportation expenses, including commercial carrier fare, private car mileage allowances, parking, taxis, bridge tolls, and business expenses, including telephone calls for non-represented employees. Rules for represented employees are found in the applicable bargaining unit contracts.

The DPA travel expense rules provide reimbursement for necessary and actual out-of-pocket expenses incurred by state employees while traveling on official state business. Within this context, maximum limits are prescribed for various types of expenses incurred. These limits serve the purpose of notifying the employee planning a trip, in advance, the maximum amounts that shall be reimbursed.

24 Hours or More

The regular per diem schedule assumes that an employee will provide the full cost for lodging and meals during a 24-hour period. If an employee receives one or more meals without charge (i.e., a luncheon at a conference that is included in the state paid "tuition" fee), they shall reduce their TEC in accordance with the reimbursement schedule for meals. If an employee receives free room and/or board, their per diem should be reduced to the extent that their actual expenses were reduced.

25 Miles

No subsistence expenses shall be allowed at any location within a radius of 25 miles of an employee's headquarters. Parole agents supervising a caseload are considered to be at "headquarters" wherever their travels might take them in covering their caseload; therefore, no per diem allowance shall be provided for trips of less than 24 hours within such "headquarters."

Claims for meals at informal business meetings, at adjourned sessions or recesses of official meetings when attendance of the employee is primarily for public or community relations are specifically prohibited.

Less Than 24 Hours

Employees on travel status for less than 24 hours may claim subsistence expenses incurred before or after the regularly scheduled workday but lunch allowance may not be claimed. Non-represented employees may claim breakfast and/or dinner expenses incurred 25 miles from headquarters and at least one hour before and/or after the regularly scheduled workday of the employee. Represented employees should check their MOU contract to determine eligibility for meal expenses.

Detailed instructions for preparation of STD Form 262 are contained on the reverse side of the form.

22020.7.1 Rate for Reimbursement

All represented employees should refer to their MOUs to determine actual subsistence allowances as approved by the DPA.

DPA transmits Management Memos when rates of reimbursement change (This document should be attached to this manual section for easy reference for all non-represented employees).

High Cost Rate Criteria

DPA may perform post audits on the Department's application of delegated authority to approve lodging expenses using the following criteria:

- The name and address of the establishment where expenses were incurred.
- The actual amount of the expenses.
- The reason(s) why it was necessary to incur expenses in excess of the authorized limit such as, but not limited to:
 - Employee was required to stay at the lodging site.
 - Employee is handicapped and required "reasonable accommodations".
 - State business was conducted in late night meetings.
 - Cost of transportation to alternative lodging would equal the cost of the rate that was paid.
 - Availability of transportation to alternative lodging.
 - Availability of alternative lodging.
- If more than one employee is attending a conference or meeting a detailed explanation of why one employee could not achieve the objective of the trip.

A copy of the approved request to exceed the \$79.00, lodging rate must be attached to the employee's TEC prior to submission to the appropriate departmental accounting office for processing and submission to the SCO.

22020.7.2 Submission of Travel Expense Claim, STD Form 262

TECs for regular travel shall be submitted monthly but no more than two times per month.

Employees shall submit one original STD Form 262, and one copy with all supporting documentation to their supervisor for approval and forwarding to the accounting office.

22020.8 Private Car Mileage

Reimbursement rates to operate a privately owned vehicle may vary when authorized by department head/designee, or for specialized vehicles with certification.

Rates claimed in excess of authorized cents per mile require that the certification statement on the TEC be signed by the employee. The statement says, "for mileage reimbursement which exceeds the minimum rate, I certify that the actual cost of operating the vehicle was equal to or greater than the rate claimed." The maximum mileage rate that may be claimed without justification to the Internal Revenue Service (IRS) is 24.0 cents per mile and subject to change.

22020.9 Travel Expense Claim for Transportation of Prisoners/Parolees

The definition for "transportation of prisoner/parolee" is the transporting of a prisoner/parolee between two points entirely within the State of California.

All expenses relative to the transportation of prisoners/parolees will be claimed on STD Form 262 separate from any other traveling expenses. This TEC must be clearly marked "Transportation of Prisoners."

DPA rules provide detailed information concerning allowable expenses.

Receipts or supporting vouchers that are required are listed on the reverse side of STD Form 262. In addition, a CDC Form 123, Body Receipt, which is obtained from the facility at the time the prisoner/parolee is delivered, shall accompany the STD Form 262 if any expenses are claimed for the trip.

If, for some reason, the prisoner/parolee is not delivered to a prison or jail, a letter of explanation must accompany the STD Form 262 indicating the reason why the prisoner/parolee was not delivered.

Two copies of the TEC with all substantiating vouchers and receipts shall be forwarded to the administration accounting office upon completion of the trip. The prisoner/parolee's name and identification number must appear on the claim.

22020.10 Travel Expense Claim for Return of Fugitive

Definition for "Return of Fugitive" is the transporting of a prisoner or parole violator from a point outside California to a point within the state.

All TECs for "Return of Fugitive" shall be claimed on AUD Form 5, State Agent Travel Expense Claim.

DPA rules and the reverse side of AUD Form 5 detail allowable expenses.

Certification

The claim of the agent should be accompanied by one (or more) of the certifications shown under Item 12 on the reverse side of AUD Form 5.

A CDC Form 123 should accompany the AUD Form 5.

Receipts or vouchers shall be submitted as outlined on the reverse side of AUD Form 5, Item #10.

If an advance of funds has been made by a county or city treasurer for the transporting of prisoners or parole violators, payment shall be made to such treasurer if claim is accompanied by a certification that such funds were so advanced.

Two copies of the TEC with all substantiating vouchers, receipts, and other necessary documents shall be forwarded to the administration accounting office upon completion of the trip.

22020.11 Automobile Travel Authorization

Revised January 31, 1992

The use of both State-owned and privately owned vehicles for operation on State business is defined and controlled by SAM 0750 through 0755, 4100 through 4188, and DPA 599.630, 599.631, and 599.800 through 599.808.

All employees who drive automobiles in the conduct of State business shall be thoroughly familiar with these provisions.

Information concerning the procedures to be followed in the event of an accident while on State business in a State, private, or rental vehicle can be found in SAM 2420, 2430, 2440, 2441, 2441.1, 2442, and 2442.1.

22020.12 Use of State-Owned Automobile

Revised January 31, 1992

In order to eliminate any misunderstanding concerning authorized use of State-owned automobiles, the following sections are established as a guide:

- Improper use of State-owned vehicles shall be cause for adverse personnel action.
- State-owned vehicles, as a general rule, shall not be driven to or from an employee's home unless:
 - The employee is departing on or returning from an official trip away from headquarters before or after normal working hours.
 - The employee's home is reasonably en route to or from his/her headquarters or other place where he/she is to commence work.
 - The vehicle is used continuously for two or more days to conduct State business.
 - The employee has completed a work day and the vehicle is to be used in the conduct of State business on the same day or before his/her usual working hours the next day.
 - No State garage facility is available.
 - The vehicle is being operated as a van pool on a reimbursed basis between employees' homes and places of employment.

22020.13 Home Storage Vehicle Permit

When an employee is required by his supervisor to store a State vehicle at his/her home or vicinity thereof in order to fulfill his/her civil service duties on a frequent basis, a permit must be issued in advance by the Department.

Frequent, as defined and stated above, shall be 72 nights at home in a 12-month period or more than 36 nights at home over any three-month period, or as permitted under DPA 599.808.

Wardens, the Deputy Director, Institutions Division, and active case carrying agents of the P&CSD shall use the following procedures in securing home storage permits.

- A Home Storage Request/Permit, Office of Fleet Administration (OFA) Form 77 shall be completed by the Warden or Deputy Director, Institutions Division.
- Vehicle travel logs, completely and accurately filled out, that covers the three prior calendar months are to be attached to the request.
- The request shall be submitted to Headquarters, BSS, for coordination of the review and approval process.
- If the request lacks sufficient information, it will be returned for completion and resubmission.
- If the request is approved, a copy of the approved OFA Form 77 will be returned to the requestor.

The approved OFA Form 77 will serve as the permit and shall automatically terminate one year from the date of issuance and may be renewed at the discretion of the Department.

22020.14 Authorization to Operate Unmarked State Vehicle

Employees required to drive unmarked state vehicles in the performance of their official duties are required to submit a memorandum. The memorandum shall contain their name, position, division, job duties, and unit, addressed to The Director and submitted to Contract and Business Service Branch, ASD, as soon after their appointment as possible.

The memorandum shall then be submitted through the Deputy Director, ASD, to the Director for approval. Upon the Director's approval it shall be forwarded to the YACA and the Governor's Office for final approval.

- Blanket authorization has been granted for all case-carrying Parole Agents by the YACA and the Governor's Office.

If the unmarked state vehicle is taken from the DGS vehicle pool a FAD Form 33, Request for Certification to Operate State-Owned Vehicle Bearing Non-Exempt License Plates, shall be submitted to the Deputy Director, ASD, for submission to the Director for approval and then to the AG's office.

A TD Form 34a or 34b, Permit to Operate an Undercover Car will be issued by the AG's Office. The permit may be required by the DGS when checking out an unmarked vehicle from a state garage on a permanent or temporary assignment (VC 5002). These permits shall be renewed annually on a calendar year basis.

DGS undercover vehicles may be obtained on a temporary basis by presenting the "TD34a Form or 34b" permit and their DGS charge card to the state garage dispatcher.

22020.15 Assignment of a State Vehicle

DGS pool vehicles may be obtained from any local state garage or airport pool for a maximum of two weeks per assignment.

State vehicles may be assigned on a long-term basis when it is determined that a short-term rental may hinder the performance of an employee's official duties and those duties will exceed a two-week period.

The request for both undercover and exempt vehicles shall consist of a FAD

Form 54, Monthly Assignment or Release of a State Vehicle, or a memorandum prepared in accordance with SAM 4182.5.

Upon approval and availability of the vehicle from the DGS, the employee or their supervisor will be notified by the local garage as to the specifics regarding how the vehicle may be picked up.

- A DGS charge card will have to be presented at that time so that charges for the vehicle are invoiced to the proper billing code number.

The Department is charged for the rental or lease of state vehicles that are owned by the DGS. Prices are shown in the General Services Price Book and Directory of Services.

For additional information on the usage of pool vehicles and locations of available pool vehicles, consult the SAM 4182.4 and 4187.1.

22020.16 Driving Rules

Drivers must have in their possession a valid operator's license while operating a state-owned vehicle.

Employees shall adhere to all vehicle code requirements, including all posted speed limits.

Traffic Citation

If an employee receives a traffic citation while driving a state-owned vehicle, they shall report the circumstances to their supervisor on the first work day in the office following the incident. Citations that indicate negligence or other serious conditions may result in departmental adverse personnel action.

The person to whom the citation is issued is responsible for all fines and other penalties levied.

It is permissible for persons who are not state employees to be passengers in state-owned vehicles, and they are insured by the state when the employee or agent of the state is acting within the scope of their employment. However:

- State cars can only be driven by state employees or agents of the state.
- Employees who wish to take their families with them are encouraged to use private automobiles. Transporting of family members in state-owned vehicles is discouraged.
- Hitchhikers should not be picked up under any circumstances.

Other Than State Business

Use of state-owned vehicles for other than state business is prohibited except as necessary to meet personal needs while traveling.

- Personal needs do not include pleasure driving for sightseeing or recreational purposes.
- The use of state-owned vehicles to and from restaurants within a reasonable distance from the place of lodging is authorized.
- The DGS may notify agencies of alleged misuse of a state-owned vehicle. If, on the basis of any records it may have, the DGS is of the opinion that misuse has not occurred, the case will be closed by an answer to the complainant without referral to the agency.

Travel Log

An automobile travel log is required under the CCRs, DPA 599.807, GC 13951(C) and SAM 4143.

The cost for repairs for damages to a car caused by an employee driving the car not in the course of their state employment, or which is due to willfully or imprudently operating the vehicle in an unsafe or illegal manner shall be charged to the driver (DPA 599.802-599-806 information).

22020.17 Use of Commercially Rented Vehicles

When state pool cars are not available, it is permissible to rent vehicles available through commercial rental agencies. The most economical vehicle suitable for the purpose will be used as required under SAM 0756 and 4187.1 and DPA 599.627.

The DGS enters into a service agreement to provide commercial automobile rentals at certain locations in California (SAM 4187.11.) Employees will have no choice as to the model of the vehicle assigned to them. This determination will be made by the vendor. State employees traveling to any of these locations will be required to use the contract vendor. Employees renting from other than the contract vendor in these locations may be personally liable. State employees should not secure rental car insurance, as the State of California is self-insured.

22020.18 Use of Privately-Owned Vehicles

In accordance with DPA 599.630 and 599.631 and SAM 0750 through 0755, the following procedures are established for the use of private automobiles on state business by employees of the Department.

Before an employee can receive reimbursement for official travel performed in a privately owned vehicle, it is necessary that a Standard Form 261, Authorization to Use Privately Owned Vehicles on State Business be approved by authorized persons. The following procedure shall be used to obtain such approval.

The employee shall complete and sign STD Form 261 and route as follows for signature by the authorized officer indicated below:

Institutions

- To Warden by business manager through division heads.

P&CSD

- To Deputy Director, P&CSD, through Regional Administrator or appropriate Headquarters supervisor.

Department Headquarters

- To division chief through regular supervisor.

When approved by authorizing officer, the following distribution of STD Form 261 will be made:

Original

- Forward to the accounting officer, authorization for payment of private mileage on travel expense claim.

Duplicate

- Return to employee.

Triplicate

- Return to supervisor.

If permit is disapproved, all copies of STD Form 261 will be returned to the employee.

22020.19 Reimbursement for Use of Private Car

When reimbursement is authorized on a mileage basis, expenses shall be claimed on a STD Form 262.

The maximum mileage allowed between Sacramento and the institutions and parole regions shall be in accordance with the following schedule:

Sacramento to:	One Way	Round Trip
ASP	208	416
CCC	228	456
CCI	330	660
CIM	440	880
CIW	448	896
CMF	37	74
CMC	325	650
COR	260	520
CRC	450	900
CTF	215	430
CVSP	630	1260
DVI	66	132
FSP	26	52
MCSP	48	96
NCWF	48	96
PBSP	382	764
RJD	528	1056
SCC	103	206
SQ	87	174
LAC	385	770
Oakland	82	164
San Francisco	88	176
San Francisco Region II	95	190

This schedule does not apply if the employee travels by private car to more than one institution during a single trip.

Reimbursement for mileage when an employee is ordered back to work outside regularly scheduled work hours or on normal days off (i.e., when an employee is on call-back time) will be in accordance with the provisions of DPA 599.708.

22020.20 Aircraft Travel

Use of scheduled airlines for state travel is governed by DPA 599.628 and SAM 0741. State employees are requested to travel by the least expensive class available. The standard classes from least expensive to most expensive are as follows:

- Commuter.
- Coach.

- Standard.
- First class.

State employees traveling by other than the least expensive class available shall provide a full explanation stating the facts constituting the official necessity when submitting their TEC.

Privately-Owned Aircraft

Use of an employee's privately owned aircraft for state travel is governed by DPA 599.628 and SAM 0745 through 0746.

Charter Aircraft

Use of chartered (i.e., agency-rented) aircraft for state travel is governed by DPA 599.628 and SAM 0747.

22020.21 Purchase of Tickets for Schedule Airlines

Cash Purchase

Airline tickets may be purchased with cash, personal credit card, or a TEC filed for reimbursement. If necessary, a temporary travel advance, DOM 22020.5 may be requested to cover the costs of airline tickets.

Travel Agency

Reservations and the purchase of airline tickets may be handled by a travel agency. There must be no charge for this service and invoices from the travel agency must contain adequate detail for audit purposes including passenger's name, cost of ticket, issue date, and class of flight.

22020.22 Attending Conventions, Conferences, or Business Meetings

Travel expenses incurred in attending conventions or conferences may be allowed. Where more than two individuals (officers or employees) from the same department are attending the same convention or conference, approval of each claim by the department head, a deputy, or the chief administrative officer is required. This requirement does not apply to a conference called by a state department for purposes of instruction or dissemination of information to its own officers and employees.

Registration fees incurred in attending conventions, conferences or other similar formally scheduled meetings may be allowed. Reimbursement for registration fees exceeding \$50 must be approved by the department head, deputy, or the chief administrative officer.

For a conference called by a state department, no subsistence expense will be allowed within 25 miles of an employee's headquarters, as the conditions applying to the employee are controllable by their agency. Exception may be given in advance by the DPA for unusual circumstances. For such conferences no claim for registration fee will be allowed.

- If an exception is granted by the DPA, claims for meals and lodging shall be in accordance with the travel allowances set forth in DOM 22020.7.

Actual Costs

The officer or employee may claim the actual cost of meals and lodging provided:

- The conference or meeting was not planned or arranged by a state agency.
- The circumstances and cost of the meals or lodging were beyond the control of the officer or employee.
- The claim is supported by a voucher, indicating the actual amount paid, attached to the expense account form.

When state officers or employees are attending conventions or conferences outside the state, the authorization required by DOM 22020.23 must expressly include authorization to attend such convention or conference.

22020.23 Out-of-State Travel

Out-of-state travel by employees is defined and controlled by SAM 0730 through 0733 and DPA 599.619.

22020.24 Blanket Approval of Out-of-State Travel

At the beginning of each fiscal year, the Department submits a blanket out-of-state travel request for approval by the DOF and the Governor's Office. This blanket request lists all proposed trips for the year. The necessary information for inclusion of a trip in the blanket out-of-state travel request usually must be received by the Financial Management and Support Services by April 30.

22020.25 Individual Request for Approval of Out-of-State Travel

Out-of-state travel requests, which are not included in the Department's blanket approval, require individual approval by the YACA, DOF, and Governor's Office. In order to expedite the approval process and improve the chances of securing favorable review by the control agencies, the following should be adhered to:

- Standard Form 257 (Request For Approval Of Out-Of-State Travel), should be received by the ASD as early as possible prior to the departure date. Ideally, a 30-day lead time should be allowed for adequate processing through the agency, DOF, and the Governor's Office. Of course, this does not allow for unscheduled delays. The 30 days is strictly a minimum allowable time.
- Each travel request should have substantial justification attached as to the benefits the trip(s) will accrue for the department/state. Inadequate justification will cause delays, and may result in disapproval of the request by the control agencies.

22020.26 Subsistence Allowance

When state officers or employees are on travel status, payment of a subsistence allowance will be authorized by the DPA for both in-state and out-of-state travel. The circumstances of travel shall determine the rate allowed. Agencies shall authorize payment for lodging, meals and incidental expenses as claimed by the employee in accordance with the current DPA Management Memo. Each agency is responsible to determine which of the following allowances is applicable:

- In-state subsistence allowance.

Short-Term Allowance

- A short-term allowance shall be authorized when the circumstances and duration of travel are such that the traveler incurs expenses comparable to those arising from the use of good, moderately priced establishments, catering to the general public. The short-term allowance is intended for trips of such duration that weekly or monthly rates are not obtainable.
- A long-term allowance shall be authorized when the circumstances of travel are such that the traveler incurs expenses in one location comparable to those arising from the use of establishments catering to the long-term visitor. In computing allowances under this section, the long-term rate will apply only while the employee is at the temporary location. Expenses incurred while traveling to or from the job site will be reimbursed at the short-term rate.

An employee on field assignment away from their headquarters who maintains a permanent residence elsewhere while living at the job site will be authorized the long-term allowance provided one of the following conditions exists:

- Permanent residence is occupied by employee's dependents, or
- Permanent residence is being maintained and held vacant by the employee at an expense to him in excess of \$200 per month. For purposes of this rule, maintenance costs are not limited to rent or basic mortgage payments.

To qualify for this per diem allowance, an employee must submit whatever evidence his agency may require substantiating the existence of either condition.

Non-commercial Allowance

A non-commercial allowance will be authorized when the circumstances of travel are such that the traveler incurs expenses comparable to those arising from the use of non-commercial subsistence facilities, such as, but not limited to, house trailers or field camping equipment. In computing allowances under this section, expenses incurred at commercial establishments while traveling to or from the job site will be reimbursed at the short-term rate.

22020.27 Out-of-State Subsistence Allowance

For out-of-state travel, state elected officials and other employees will be reimbursed actual lodging expenses, supported by a voucher, and reimbursed for meal and incidental expenses in accordance with DPA Management Memo.

Computation of Allowance

The short-term allowance is based upon the rates shown in DPA Management Memo.

Long-term and non-commercial allowances will be computed at 60 percent of the statewide short-term allowance for meals and lodging, plus the incidental allowance, when applicable, rounded to the nearest dollar.

Expenses Outside the State

Expenses incurred outside the state will not be allowed unless authorization for incurring them and permission for absence from the state has first been obtained from the Governor and the Director of Finance. The Director of Finance approval is required where expenses are incurred by travel to and from places in states bordering California. Any terms or directives set forth in such authorization are limitations and will not operate as exceptions to these rules. A separate claim for expenses for out-of-state travel must be submitted, do not combine with in-state expenditure.

Subsistence expense negotiated or paid for by the state. When a significant portion of the subsistence expenses (either meals or lodging) are negotiated or

otherwise paid for by the state (e.g., billed to the state, paid for by group leader, included in overnight train fare, etc.) the employee will not be reimbursed for such expenses. The employee will be allowed to claim reimbursement in accordance with DPA Management Memo for any subsistence not provided.

22020.28 Overtime (OT) Meals

When any state officer or employee is required to work OT, they may receive an OT meal allowance for the actual expenses supported by a voucher not to exceed the maximums prescribed in DPA Management Memo for lunches. To be eligible for this allowance, the employee must be required to report to work at least two hours prior to or be required to remain at least two hours past the regularly scheduled work day.

If the officer or employee is required to work for more extended periods of time, they may be reimbursed for actual meal expenses not to exceed the maximums prescribed by DPA for each additional six-hour period. No more than three OT meal allowances may be claimed during any 24-hour period. The mealtime shall not be included in the computation of OT for the purposes of this allowance.

Agencies that operate facilities for feeding officers, employees, and official guests may instead furnish an official guest meal to an employee. Agencies shall maintain a record of all guest meals furnished for this purpose. An employee may not claim reimbursement for an OT meal nor be furnished a meal free of charge if they are also claiming per diem.

22020.28.1 Business Related Meals

When it is necessary for state officers or employees to conduct official state business during a meal, they may be reimbursed for actual meal expenses substantiated by a voucher up to the maximums prescribed in DPA Management Memo.

In order to claim reimbursement for a business-related meal, the circumstances surrounding the meal must be beyond the control of the officer or employee and it must be impractical to complete the business during normal working hours. Officers or employees may not claim reimbursement for a business-related meal if they are also claiming per diem.

Claims for meal expenses where business is incidental to the meal or where the attendance of the employee is primarily for public or community relations are specifically prohibited.

The intent of this section is to allow an agency to reimburse officers and employees for meal expenses in the limited number of instances where they are required to incur such expenses in connection with the conduct of official state business.

Members of non-salaried boards, commissions, and duly constituted advisory committees may be reimbursed for actual meal expenses up to the maximums prescribed in DPA Management Memo when attending board, commission, and committee meetings. They may not claim this allowance if they are also claiming per diem.

22020.29 Employee Moving and Relocation Expense

Moving and relocation expenses of employees, who are required to move by administrative decision, are defined in DPA 599.721, 599.722 and SAM 3829.

In the case of a promotion or when the institution, region, or Headquarters division requests an employee to accept another assignment, the receiving entity shall pay the necessary moving and relocating expenses. The qualifying assignment may include but is not necessarily limited to training and development, limited term, and temporary assignments. It should be noted that the DPA 599.721 and 599.722 clearly specifies that actual and necessary expenses only are allowable. Do not automatically provide the maximum for employees.

A voluntary non-promotional transfer in response to an individual's personal request should specify that no moving or relocation expenses will be paid unless it is deemed to be in the best interest of the state by the appointing authority.

Employees may request moving and relocation information packages from: Institutions-respective Wardens, Attention: Business Manager, Headquarters-BSS, by Division Deputy Director.

22020.30 Revisions

The Deputy Director, Administrative Services, or designee shall ensure that the content of this section is accurate and current.

22020.31 References

DPA §§ 599.619, 599.626, 599.628, 599.630, 599.631, 599.662, 599.663, 599.708, 599.721, 599.722, 599.802-599.808.

SAM §§ 0730-0733, 0741, 0745-0747, 0750-0755, 0756, 2520, 2530, 2540-2542.1, 3829, 4100-4188.

VC §§ 5001 and 5002.

PC § 1557.

GC § 13951.

ARTICLE 12 — MATERIALS MANAGEMENT

Effective December 5, 1989

22030.1 Policy

The Department shall operate in accordance with the basic statewide materials management program policy in the SAM 3500. The Department shall practice effective purchasing methods that will minimize the quantity and type of expendable items in the Department's inventory.

The inventory management and control systems in use throughout the Department shall be standardized, when possible, and provide for an accountable, responsive, and financially sound materials management program.

22030.2 Purpose

This section describes the materials management program of the Department.

22030.3 Responsibility DGS

Every purchase of supplies or equipment in excess of \$100 is subject to the approval of the DGS. DGS has delegated purchasing authority in accordance with the Public Contract Code (PCC) 10330 to the Department.

Department's Administrators

The Warden at each institution; the Deputy Directors of ASD and Planning and Construction (P&CD); and the General Manager of PIA direct their purchasing programs and investment of expendable goods inventories.

Materials Manager

The Materials Manager in the BSS of the ASD shall:

- Coordinate the materials management program.
- Provide guidelines, training, and assistance to staff in meeting the goal and objectives of the materials management program.
- Audit purchasing activities periodically to ensure adherence to the purchasing laws and procedures and the terms and conditions required for materials management. The Materials Manager shall work closely with the business management staff of each institution to ensure that these policies and procedures are being followed.

Associate Warden, Business Services

The Associate Warden, Business Services, at each institution shall ensure that the goal and objectives of the Department's materials management program are met and ensure that all department staff involved in purchasing are afforded the opportunity to receive the training required to adequately perform their duties.

Purchasing Units

The Department's purchasing units shall:

- Purchase materials necessary to meet the needs of the Department in a timely manner.
- Purchase products and services which provide the best quality for the least money.
- Deny or reduce a requisition for items for inventory if the amount requested exceeds the maximum based on the minimum/maximum order points or requisitioning objective concept stock control method.

Employees

All departmental personnel involved in purchasing shall:

- Comply with state and departmental conflict of interest policies and procedures and the terms and conditions of the delegated purchase program. Conflict of interest statements shall be on file for the employees securing bids and quotes from vendors and those employees who approve and have authority over materials management program activities.
- Receive purchasing training offered by either the State Office of Procurement or the Department's materials management staff.
- Be familiar with the Intraoffice Requisition/Procurement Worksheet, state purchasing contracts, state price schedules, Materials Services Supply Order Forms, Contract/Delegation Order Forms, and the delegated purchase program.

No employee shall commit to a vendor for the purchase of merchandise or services prior to receiving approval and the preparation of a purchase document.

22030.4 Goal and Objectives

The program goal is to have quality materials available where they are needed, in adequate quantities, at a minimum cost to the Department.

The Department's program objectives include the following:

Support

- Support operations with an uninterrupted flow of material without overstocking.
 - Maintain accurate stock records with fiscal accountability.
 - Set stock levels after stock records are maintained and reset levels at least annually thereafter.

Improve

- Improve service at the lowest feasible cost.
 - Chart the target and the actual inventory level of the total inventory and by material commodity group and class.
 - Chart and measure the overall service level and set goals.

Develop

- Develop reliable systems which shall help prevent stock outages and provide continued program performance.
 - Determine the percentage of stock outages caused by late deliveries or inaccurate forecasts.

Set

- Set an inventory turn rate goal for each commodity group.
 - Measure the annual inventory turn rate by group.

Maintain

- Maintain an accurate and up-to-date book inventory.
 - Compare physical inventory counts with book inventory counts.
 - Determine the level of accuracy in posting transactions.
 - Identify the data lag by comparing the date of the inventory transaction with the date the transaction is posted.

Keep

- Keep the inventory investment and the inventory losses because of deterioration and obsolescence of stock items at a minimum.
 - Determine whether or not stock is being rotated.
 - Determine the amount and value of items declared obsolete or defective.
 - Identify all items with declining demand histories before they become obsolete.

Buy

- Buy competitively.
 - Secure bids and quotes from vendors to determine lowest cost.
 - Develop lists of vendors and encourage vendors to offer discounts for prompt payment of invoices.

Encourage

- Encourage purchases from small, minority, or women-owned businesses.
 - Establish goals and facilitate the participation of 15 percent minority and 5 percent women owned businesses in procurement service and public works contracts.
 - Provide that the contracts let by the Department for the construction, erection, alteration, repair, or improvement of a state prison facility and for services, maintenance, and supplies be awarded to at least 15 percent minority businesses and 5 percent women-owned businesses.
 - Determine the percentage of expenditures for annual purchases awarded to small, minority, or women-owned businesses.

22030.5 Intra-Office Requisition/Procurement Worksheet

A CDC Form 954, Intra-office Requisition/Procurement Worksheet shall be used to provide purchase office staff with data required for the preparation of final purchase documents. One side of the form is designed for the requisitioner to list information about the bid and quote processes used to determine the vendor that shall be awarded the purchase, and the other side is used to list all pertinent purchasing data after the bids and quotes are analyzed. The CDC Form 954 shall be affixed to the file copy of the final purchase document for audit purposes.

22030.5.1 Intra-Office Requisition Data Requirements

The intra-office requisition data requirements are as follows:

Area of "Intraoffice Requisition"

Agency billing code-to be entered by the requester or purchase office staff.

Location - to be entered by the purchase office staff.

Contract/delegation number - enter the appropriate number found on state contracts state price schedules, or the unit's delegated purchase program number.

Ship to - enter unit and person to which the merchandise or services are to be delivered.

Bill to - to be entered by the purchase office staff.

Date - enter the date the requisition is prepared by the requester.

Agency order number - to be entered by the purchase office staff.

To: (firm address) - enter name, address, and phone number of the vendor contact person who shall receive the order.

Vendor number - enter the appropriate number. If the vendor number is unknown or unavailable, leave blank and fill out small business code and ethnic code.

Small business (S/B) code - enter the appropriate information. If a vendor number is not available, do not leave this code box blank unless the vendor is known to be a "large business". Enter S = small business, or leaved blank to indicate large business.

Ethnic code - enter the appropriate information when a vendor number is not available. Enter only one of the following numbers or letters:

	Male	Female
Black	1	A
Asian	2	B
Other	3	C
Spanish-Speaking/Surnamed	4	D
White	5	E
Polynesian	6	F
American Indian or Alaskan Native	7	G
Filipino	8	H
Unknown	Blank	Blank

Line no. - enter a number sequentially beginning with number one for each item being requested..

Quantity - enter the quantity needed in this column. Do not enter fractions, decimals, or commas. Always check the order unit and packaging requirements and adjust the quantity accordingly. Quantity ordered shall correspond with the order units.

Unit - enter the appropriate unit of measure (e.g., EA, DZ, PG, etc.) that is shown in the Purchasing Information Network (PIN) Stock Item Catalog.

Stock item number - enter numbers as required.

Materials Services items - the full 12-digit PIN stock item number that is listed in the Materials Services Catalog.

State contract items - the full 12-digit PIN stock item number found in state contracts or the PIN stock item catalog.

State Price Schedule (SPS) items - no numbers required for state price schedule items except for those sold by the PIA. PIA items shall be listed with the full 12-digit PIN number shown in the SPS, PIA, or PIN catalogs.

Delegated purchase program items - the four-digit group/class number that is the first four numbers of the PIN stock item number shown in the PIN catalog.

Purchase estimate/purchase order items - enter the 12-digit PIN stock item number shown in the PIN catalog.

Subpurchase order (under \$100) items - no number is required.

Subpurchase order (over \$100) items - enter the four-digit group/class number that is the first four numbers of the stock item number shown in the PIN catalog.

Description - enter the appropriate description for the item being ordered using the key noun that best describes the item and all other descriptors that include color, size, part, or catalog number, name, etc..

Per unit - enter the unit price that corresponds to the quantity/unit of measure being used.

Total - enter the extension price. (The unit price times the quantity equals the total).

I hereby certify - signature and title of the employee who determines that the items requested are appropriate and required for state business.

Approved/title - to be entered by the purchasing officer or the person delegated authority to approve the processing of the final purchase document.

22030.5.2 Procurement Worksheet Data Requirements

The procurement worksheet data requirements are as follows:

- Price quotes obtained by - signature of the person who obtained the required bids and quotes contained on the worksheet.
- Vendor information - not required for state contract, state price schedule, Materials Services and subpurchase orders (under \$100). For purchase estimate/purchase orders, enter the reference vendor that should be invited to bid by the Office of Procurement.
- Contract/delegation orders and subpurchase orders (over \$100) require multiple quotations orders and subpurchase orders (over \$100) require multiple quotations when purchases are made for highly competitive items (i.e., those items that are available from several sources at competitive prices). Examples of highly competitive items are automotive parts; maintenance items including electrical, plumbing, and lumber; and office supplies. Enter the appropriate vendor name, address, and phone number for each quote required in the spaces provided.
- FOB - to be determined at the time quotes are obtained. Request "FOB destination" whenever possible. "FOB shipping point" shall be avoided as title to the materials transfers to the Department at the time of shipment. Filing claims for FOB shipping point orders and resolution of problems involved in the delivery, from the time the shipment leaves the vendor to the time of delivery, is the responsibility of the Department.
- Term - enter the cash discount term offered by vendors to ensure timely invoice payment. Cash discounts amounting to at least \$2.50 and where the discount percentage allowed is at least one-half of the percent shall require the appropriate accounting office to issue a revolving fund check to ensure the discount can be taken.
- Delivery - enter the date the materials or services are expected to be delivered.
- Add minority ethnic indicator - disregard. To be revised at a later date.
- Item/quantity/unit - enter the description, number, and unit of measure for the item being ordered.
- Unit price/extension - enter the quoted price from each vendor and the total cost of each item. Unit price times the quantity equals the extension price.
- Gender/ethnic indicator - circle one of the alpha/ numeric indicators for the vendor awarded the purchase order (0-8 or A-H).

22030.6 Contract /Delegation Purchase Order

A Standard (STD) Form 65, Contract/Delegation Purchase Order, shall be used for the following:

- Purchases from state contract vendors.
- Purchases from state price schedule vendors.
- Subpurchase order transactions.
- Delegated purchase program transactions.

22030.6.1 State Contract Order

The Office of Procurement, DGS, has negotiated contracts with vendors and suppliers for many of the more commonly used products and materials. Materials available on state contract shall be purchased only from the contract vendor.

Officers and employees purchasing state contract items at higher retail prices from non-contract vendors are personally liable for the difference between the non-contract and state contract price, except in verified emergencies which shall be fully explained on the orders covering the emergency.

There is usually a minimum order quantity on commodity contracts. If a vendor shall not accept an order that is less than the minimum order quantity, and the minimum quantity, when received, shall be in "long supply", the item can be purchased off contract. If, upon contacting a vendor, an order for less than minimum quantity is acceptable, the following should be marked on the contract/delegation purchase order: "Agreement to accept order less than minimum authorized (date), by (vendor name)."

All contracts in force are listed in the "Check List of Effective Contracts and Price Schedules" issued by the DGS, Office of Procurement.

For purchases of filing and/or microfilm equipment, necessary approval shall be secured from the Department records management analyst in Headquarters, BSS prior to submitting to the approving agency.

A copy of all new state contract orders shall be mailed to the Office of Procurement on a weekly basis.

22030.6.1.1 Data Requirements

The data requirements for purchases from contract vendors are as follows:

Area of "Contract/Delegation Purchase Order"

- Agency billing code - enter the correct agency billing code.
- Contract/delegation number - enter the state contract number from the cover page of the state contract notification. Do not use the dashes when listing the number.
- Ship to - enter address to which merchandise shall be delivered.
- Bill to - enter name and address of the unit to receive the invoice or statement.
- Date - enter the date the order is prepared. The month, day, and year shall be indicated with two digits (e.g., July 17, 1989 as 07 17 89).
- Agency order number - enter the appropriate agency order number, an internal control number, from left to right.
- Firm address - enter the name, address and phone number of the contact person of the vendor.
- Vendor number - enter the appropriate number. When a vendor number is not shown on the state contract notification, leave blank.
- Small business (S/B) code - enter the appropriate information when a vendor number is not available.
S = small business.
Blank = not small business or unknown shall be counted as a large business.
- Ethnic code (ETH) - furnish the appropriate information when a vendor number is not available. Enter only one of the following numbers and letters:

	Male	Female
Black	1	A
Asian	2	B
Other	3	C
Spanish-Speaking/Surnamed	4	D
White	5	E
Polynesian	6	F
American Indian or Alaskan Native	7	G
Filipino	8	H
Unknown	Blank	Blank

- Date wanted - enter the delivery date material is expected (e.g., 30 days ARO shall be converted to an exact delivery date). ASAP shall not be used in any case.
- Ship by - used to indicate special handling or a specific method of transportation.
- Terms - enter the terms listed in the state contract notification.
- Quantity - enter the appropriate quantity needed.
- Unit - enter the two digit unit of measure (e.g., EA, DZ, G, etc.).
- Stock item number - enter the stock item number exactly as shown in the state contract.
- Description - enter the description that is listed in the state contract notification. When the description of the item exceeds one line, the description shall be extended to the next line in the stock item column.
- Unit price - enter the unit price that corresponds to the order unit.
- Extension - enter the extended price which is quantity times the unit price.
- FOB - enter the shipping point noted on the state contract notification.
- Sales tax - enter the sales tax required for the purchase of materials.
- Total - enter the total cost of the order. Include the subtotals from all continuation pages (STD Form 65A) when they are included in one agency order number.
- Charge against - enter the program number, index code, fund title, item number, chapter number, statute, fiscal year, and object code.
- Certification - signature of the person authorized to sign the purchase document.
- Self-invoicing - the contract/delegation purchase order may be used as a self-invoicing form. Vendors may return "copy 1", with the "self-invoicing" box completed, rather than send a separate invoice.

Completion of all other data requirements on the contract/delegation purchase order form is self-explanatory.

22030.6.2 State Price Schedule

SPSs are established to permit direct ordering of primarily noncompetitive commodities by state agencies. They are not contracts and agencies are not required to purchase items from SPS vendors except those listed with PIA. Except for items available from PIA, if an item of another brand or type would better meet

the department's needs and the price is lower, it shall be processed as a normal purchase transaction after notifying the Office of Procurement, Research and Analysis Section, of the intent to purchase the item from another source. Permission shall be secured to purchase materials from alternative vendors who offer the items at lower prices. A notation concerning the approval and circumstance shall be placed on the order for audit purposes.

Purchases against an SPS cannot exceed the \$9,999.99 limit specified in the SPS. Each time an order is placed against an SPS, a copy shall be forwarded to the Office of Procurement.

Purchases from PIA have no monetary restrictions.

Copies of SPS orders shall be sent to the Office of Procurement on a weekly schedule.

22030.6.2.1 Data Requirements

The data requirements for purchases from SPS vendors are as follows:

Area of "Contract/Delegation Purchase Order"

- Agency billing code - enter the correct agency billing code.
- Contract/delegation number - enter the appropriate state price schedule number, from left to right, and omit all dashes.
- Ship to - enter address to which merchandise shall be delivered.
- Bill to - enter name and address of the unit to receive the invoice or statement.
- Date - enter the date the order is prepared. The month, day, and year shall be indicated with two digits (e.g., July 17, 1989 as 07 17 89).
- Agency order number - enter the appropriate agency order number, an internal control number, from left to right.
- Firm address - enter the name, address and phone number of vendor contact person.
- Vendor number - not required.
- Small business (S/B) code - enter the appropriate information when a vendor number is not available.
S = small business.
Blank = not small business or unknown shall be counted as a large business
- Ethnic code (ETH) - furnish the appropriate information when a vendor number is not available. Enter only one of the following numbers and letters:

	Male	Female
Black	1	A
Asian	2	B
Other	3	C
Spanish-Speaking/Surnamed	4	D
White	5	E
Polynesian	6	F
American Indian or Alaskan Native	7	G
Filipino	8	H
Unknown	Blank	Blank

- Date wanted - enter the delivery date material is expected (e.g., 30 days ARO shall be converted to an exact delivery date). ASAP shall not be used in any case.
- Ship by - used to indicate special handling or a specific method of transportation.
- Terms - enter the terms listed in the state price schedule notification.
- Quantity - enter the appropriate quantity needed.
- Unit - enter the two digit unit of measure (e.g., EA, DZ, PG, etc.).
- Stock item number - not required except for purchases from PIA. A 12- digit PIN stock item number is required for all PIA items.
- Description - enter the proper description shown in the state price schedule notification.
- Unit price - enter the unit price that corresponds to the order unit.
- Extension - enter the extended price which is quantity times the unit price.
- FOB - enter the shipping point noted on the state price schedule notification.
- Sales tax - enter the sales tax required for the purchase of materials.
- Total - enter the total cost of the order. Include the subtotals from all continuation pages (STD Form 65A) when they are included in one agency order number.
- Charge against - enter the program number, index code, fund title, item number, chapter number, statute, fiscal year, and object code.
- Certification - signature of the person authorized to sign the purchase document.

Self invoicing - the contract/delegation PO may be used as a self-invoicing form. Vendors may return "copy 1" as the invoice after completing the "self-invoicing" requirements.

22030.6.3 Subpurchase Order

A "subpurchase order" is used to order merchandise where the total cost is less than \$100, and for the type of items listed below. A PIN Stock Item number is not needed. Small and minority-owned business shall be vigorously sought when placing subpurchase orders.

Additional items in the "subpurchase order" category:

- Without monetary limits.
 - Purchases from PIA.
 - Purchases from the State Educational Agency for Surplus Property Subsistence.
 - Purchases from the DGS, Surplus Property.
 - Purchases of excess personal property from the federal government by qualified state agencies.
 - Inter-agency purchases.
- Special monetary limit - less than \$10,000.
 - Intravenous solutions.
 - Cadavers and live laboratory animals.
 - Prosthetic devices.
 - Purchases of books, educational films, and film strips, Library of Congress cards, film slides (35 mm, 2 x 2, etc.), microscopic slides, reproduction of art objects and paintings, phonographic records, prerecorded tapes, publications, periodicals, sheet music, test and examination booklets (such as education aptitude, achievement, personality, etc.), maps and aerial photograph (cost of publications only, not cost of preparation), and copies of documentary material prepared by governmental agencies.
- Special monetary limit - \$1,000.
 - Ice.
 - Bottled drinking water or distilled water when it has been determined that the building water supply is not fit for human consumption, or when the cost of connecting a drinking fountain to the building water supply renders it impractical (No other purchases of bottled drinking water shall be made).

22030.6.3.1 Data Requirements

The data requirements for subpurchases order using a STD Form 65 are as follows:

Area of "Contract/Delegation Purchase Order"

- Agency billing code - enter the correct agency billing code.
- Contract/delegation number - not required.
- Ship to - enter address to which merchandise shall be delivered.
- Bill to - enter name and address of unit receiving the invoice or statement.
- Date - enter the date the order is prepared. The month, day, and year shall be indicated with two digits (e.g., January 15, 1990 as 01 15 90).
- Agency order number - enter the appropriate agency order number, from left to right.
- Firm address - enter name, address and contact person of the vendor.
- Vendor number - enter appropriate number, if available.
- Small business (S/B) code - enter the appropriate information when a vendor number is not available.
S = small business.
Blank = not small business or unknown shall be counted as a large business
- Ethnic code (ETH) - furnish the appropriate information when a vendor number is not available. Enter only one of the following numbers and letters:

	Male	Female
Black	1	A
Asian	2	B
Other	3	C
Spanish-Speaking/Surnamed	4	D
White	5	E
Polynesian	6	F
American Indian or Alaskan Native	7	G
Filipino	8	H
Unknown	Blank	Blank

Date wanted - enter the delivery date material is expected (e.g., 30

days ARO shall be converted to an exact delivery date). ASAP shall not be used in any case.

Ship by - used to indicate special handling or a specific method of transportation.

Terms - enter the discount the vendor may give to ensure timely invoice payment.

Quantity - enter the appropriate quantity needed.

Unit - enter the 2-digit unit of measure (e.g., EA, DZ, PG, etc.).

Stock item number - not required.

Description - enter the appropriate description for the item being ordered that includes the color, size, part number, name, etc.

Unit price - enter the unit price that corresponds to the order unit.

Extension - enter the extended price which is quantity times the unit price.

FOB - enter FOB destination.

Sales tax - enter the sales tax required for the purchase of materials.

Total - enter the total cost of the order. Include the subtotals from all continuation pages (STD Form 65A) when they are included in one agency number.

Charge against - enter the program number, index code, fund title, item number, chapter number, statute, fiscal year, and object code.

Certification - signature of the person authorized to sign the purchase document.

22030.6.4 Delegated Purchase Program

The Office of Procurement has delegated to the Department the authority to make individual purchases up to either \$2,500, \$5,000, or \$9,999.99 excluding sales tax and freight charges. The amount of the monetary limit depends on the results of each organization's delegated purchase program audit. The departmental organizations listed below have been granted delegated purchase program authority:

- Each prison/institution.
- P&CSD.
- PIA.
- ASD.

22030.6.4.1 Program Requirements

The requirements of the delegated purchase program are as follows:

- All purchases shall be made in compliance with the published Materials Management Handbook developed by the Department.
- Competitive purchases from responsible vendors shall be made to obtain materials that are properly suited to the needs of the Department both in terms of price and quality.
- At least 25 percent of the dollar value of delegation orders shall be placed with small businesses.
- Purchases shall not exceed the monetary limit of the authority. The monetary limit of the authority (\$2,500, \$5,000, or \$9,999.99) is for each group/class commodity on an order. When multiple group/classes are ordered from a vendor, the total dollar value of each order cannot exceed the \$9,999.99 authority limit.
- Delegation orders shall not be split to circumvent expenditure limitations.
- Purchases made under the delegation shall be listed on a Contract/Delegation Purchase Order. The STD Form 65 shall indicate the delegation number, the agency billing code, the PIN stock item number for each item and the small business identification code for the vendor.
- Delegation holders shall forward copies of all delegation orders to the Office of Procurement on a weekly basis.
- Auditable copies of all delegation orders shall be maintained on file and made available to the Office of Procurement upon request.
- When appropriate, the Department shall obtain the approval of other state departments or divisions before issuing a delegation order.
 - For purchases of filing and/or microfilm equipment, necessary approvals shall be secured from the Department records management analyst in the Headquarters, Business Services Unit.
 - For the repair of motor vehicles, authorization shall be secured from the DGS' Fleet Administration Division. The permission granted to repair motor vehicles does not authorize the Department to exceed the monetary limit of the Delegated Purchase Program for these expenses.

- For EDP equipment and software, necessary approvals shall be secured from the Department Management Information System Committee, the Deputy Director, ASD, and the Office of Information Technology, DOF.

Shall Not

The following commodities shall not be purchased using the Delegated Purchase Program:

- Passenger motor vehicles.
- Trucks.
- Tractors, tracked.
- Tractors, wheeled.
- Photocopiers (photocopiers in workload 1 and 2 can be purchased under delegation).
- Earth moving equipment (e.g., grader, loader, etc.).
- Warehouse trucks, forklifts.
- Word processors.
- Personal computers.
- Carpeting.
- Draperies.
- Typewriters, electronic, including memory style.
- Labels, foil printed and metal property tags.
- Soft body armor.
- Alcoholic beverage

22030.6.4.2 Price Quotes

For all purchases over \$100 but less than \$500 using the Delegated Purchase Program, two price quotes shall be sought (from the vendor awarded the order and an alternate). For all purchases of \$500 and above, a minimum of two price quotes from competitive vendors shall be secured. A copy of the price quotes shall be indicated on or attached to the audit copy of the delegation order. When the commodity to be purchased is proprietary (sole source), no quotes are necessary. However, a statement concerning the nature of the purchase (why it is proprietary) shall be included in the file. Items available through a state contract, and state price schedules, including PIA, may not be purchased under this delegation.

Bids shall be solicited on a cost per item basis. When established price lists are available, percentage discounts shall be used to determine the most competitive vendor.

A price quote that remains unchanged in a time period, not to exceed three months, can be used as a bid for repetitively purchased items. A single price quote can be used in lieu of frequent and redundant phone quotes each time the item is ordered during this time period.

22030.6.4.3 Emergency Purchases

In the event of emergencies, when it is necessary to buy material in excess of the monetary limits, the following process shall be used:

- The staff desiring to make the purchase shall contact the nearest DGS, Office of Procurement, and request emergency purchasing authority. An explanation shall be furnished regarding the circumstances surrounding the emergency and a complete description of the material, price, and source of supply. The Office of Procurement buyer receiving the request shall review the circumstances and, if warranted, a GSOP Form 42, Authorization to Exceed Monetary Limits of SAM 3571.1, shall be issued.
- In the event that it is impossible or impractical to contact the DGS, Office of Procurement, the Department shall proceed with the purchase without prior approval by the Office of Procurement. However, the Department, within five working days, shall notify the Office of Procurement of the action taken and the circumstances necessitating the action. After review and determination by the Office of Procurement that such action was warranted, a GSOP Form 42 shall be prepared and forwarded to the unit initiating the order.
- During any period of a natural disaster (earthquake, fire, and/or flood) the unit charged with the emergency services support shall process emergency orders. The purchase document and justification shall be submitted to the Office of Procurement within 30 days after the termination of the disaster but no more than 60 days after the emergency order was made. After review and determination by the Office of Procurement that such action was warranted, a GSOP Form 42 shall be prepared and forwarded to the facility making the purchase.
- Copies of the GSOP Form 42 shall be attached to the copies of the contract/delegation purchase order which departmental staff shall prepare to complete the transaction. All such purchase orders shall be clearly identified and marked "Emergency."

22030.6.4.4 Material Services Section (MSS) Items

Items available from the DGS, MSS, shall be purchased from local vendors using the Delegated Purchase Program only when the following conditions are met:

- MSS is out of stock (indicated by a back order notice).
- The need for the item is immediate and the need can be substantiated.

A delegated purchase order shall be used to purchase a 30-day interim supply of items not to exceed the monetary limits of the delegated authority. However, the audit copy of the delegation order shall be clearly marked with a statement referring to the MSS stock outage and affixed with a copy of the back order notice.

22030.6.4.5 Annual Audit

Each Delegated Purchase Program shall be audited annually by the Office of Procurement to determine whether the conditions and requirements of the program are being met. Renewal of the Delegated Purchase Program shall depend on the effectiveness of the current procurement and materials management programs.

22030.6.4.6 Data Requirements

The data requirements for orders under the Delegated Purchase Program are as follows:

Area of "Contract/Delegation Purchase Order"

- Agency billing code - enter the correct agency billing code.
- Contract/delegation number - enter the delegation number assigned by the Office of Procurement from left to right.
- Ship to - enter address to which merchandise shall be delivered.
- Bill to - enter name and address of the unit to receive the invoice or statement.
- Date - enter the date the order is prepared. The month, day, and year shall be indicated with two digits (e.g., July 17, 1990 as 07 17 90).
- Agency order number - enter the appropriate agency order number, an internal control number, from left to right.
- Firm address - enter the name, address and phone number of vendor contact person.
- Vendor number - enter the appropriate number. When a vendor is not known or available, leave blank and continue with the small business and ethnic codes.
- Small business (S/B) code - enter the appropriate information when a vendor number is not available.
S = small business.
Blank = not small business or unknown shall be counted as a large business
- Ethnic code (ETH) - furnish the appropriate information when a vendor number is not available. Enter only one of the following numbers and letters:

	Male	Female
Black	1	A
Asian	2	B
Other	3	C
Spanish-Speaking/Surnamed	4	D
White	5	E
Polynesian	6	F
American Indian or Alaskan Native	7	G
Filipino	8	H
Unknown	Blank	Blank

- Date wanted - enter the delivery date materials are expected (e.g., 30 days ARO shall be converted to an exact delivery date). ASAP shall not be used in any case.
- Ship by - used to indicate special handling or a specific method of transportation.
- Terms - enter the discount the vendor shall give to ensure timely invoice payment.
- Quantity - enter the appropriate quantity needed.
- Unit - enter the two digit unit of measure (e.g., EA, DZ, PG, etc.).
- Stock item number - enter the four digit group/class number. A complete 12-digit PIN stock item number may be used but is not required.
- Description - enter the appropriate description for the item being ordered that is found in the PIN Stock Item Catalog. The "key noun" shall be the first descriptor used, followed by more detailed description.

- Unit price - enter the unit price that corresponds to the order unit.
- Extension - enter the extended price which is quantity times the unit price.
- FOB - to be determined at the time quotes are obtained. Request "FOB destination" whenever possible.
- Sales tax - enter the sales tax required for the purchase of materials.
- Total - enter the total cost of the order. Include the subtotals from all continuation pages STD Form 65A when they are included in one agency order number.
- Charge against - enter the program number, index code, fund title, item number, chapter number, statute, fiscal year, and object code.
- Certification - signature of the person authorized to sign the purchase document.

22030.7 Material Services Section Supply Order

The DGS, MSS, operates a materials distribution system and carries a stock of commonly used items in warehouses in Sacramento, North Highlands, and Fullerton, California. These items include stationery, standard state and departmental forms, housekeeping and janitorial items, and other general use commodities. MSS issues a catalog, special supplements, and interim revisions listing and describing all available stock items and providing information necessary for requisitioning commodities from MSS. Periodically, MSS issues a supplemental price list of all inventory items.

A STD Form 116, Supply Order is the document used to order items from MSS. Supply orders may be forwarded to the nearest MSS warehouse or to Material Services Section, P.O. Box 1015, North Highlands, CA 95660. All supply orders are input into the DGS EDP system for the filling of orders or in the case of stock-outs, back order notices.

When departmental staff receive back order notices, permission is granted to purchase an interim supply (30 days) of materials from local vendors. A copy of the notice of back order shall be affixed to the file copy of the purchase order to document the necessity for the interim purchase from a source other than MSS.

A second circumstance for purchasing items from local vendors that are also offered by MSS is when the price of an item is significantly lower than the price offered by MSS. Department staff shall notify the MSS in writing of the intent to purchase these items (not to exceed the delegation limit). Within two working days after receipt of the request, MSS shall respond with approval or disapproval. All requests shall be sent to:

Materials Services Section
Attention: Materials Manager
P.O. Box 1015 North Highlands, CA 95660

Following the instructions printed on the STD Form 116 regarding typing and distribution. Do not place more than 12 items on each order. Do not combine forms, publications, and supplies on the same order.

Retain a copy of the STD Form 116 to use as a stock received report. Record the date and quantity of merchandise received and route to the accounting office for payment. Retain a copy for your files.

See Section 5 in the Materials Services Catalog when ordering publications. When ordering publications from MSS, address the order as follows:

Office of Procurement
Publications Section
P.O. Box 1015
North Highlands, CA 95660

22030.7.1 Data Requirements

The data requirements for purchases from MSS are as follows:

Area of "Supply Order"

- Ship stock to - enter address to which merchandise shall be delivered.
- Send invoice to - enter name and address of unit receiving the invoice.
- Signature of officer authorizing expenditure - signature of person authorized to sign a supply order.
- Agency contact - enter name and phone number of person Materials Services Section shall contact regarding the order.
- Date - enter the date the order is prepared.
- Agency billing code - enter correct agency billing code.
- Agency reference number - enter the unit's internal control number, if possible.
- Back order instructions - enter a mark to receive back-ordered material. No back order shall be processed when the box is unmarked.
- Stock number - enter the stock item number found in the DGS'

Materials Services Catalog.

Catalog description - enter description as written in the DGS'

Materials Services Catalog.

Unit price - enter the unit price shown in Section 7 of the Materials Services Catalog.

Price extension - enter the extended price. (The unit price times the quantity equals the extended price.)

Unit - use the abbreviations listed in the Materials Services Catalog.

Quantity - enter amount desired.

22030.8 Purchase Estimate

The DGS, Office of Procurement, operates a centralized purchasing unit to achieve standardization, to eliminate duplication of effort and to lower prices as a result of volume buying. The Office of Procurement shall also provide effective means of acquiring equipment whether the acquisition is to be made by purchase through non-purchasing techniques (e.g., lease - conditional sales contract).

The Department shall use the services of the Office of Procurement to competitively purchase the following:

- Items not available from MSS, state contracts, or state price schedules.
- Orders that exceed the monetary spending limits of the Delegated Purchase Program.
- Food that is included in the quarterly food order.
- Materials that require technical specifications or special requirements.
- Equipment or other high cost items that result in reduced costs when purchased by "formal" bid.

For purchases requiring the services of the Office of Procurement, a STD Form 66, PE and, when necessary, a STD Form 10, PE Continuation shall be used to list all ordered items. All PEs shall be typed. The original of the PE, with the required signatures of approval, shall be sent to the Office of Procurement for processing.

Prior Approval of Another Agency

Do not submit purchase estimates directly to the Office of Procurement that require prior approval of another agency. Submit these estimates to the approving agencies first. Refer to the PIN Stock Item Catalog for the list of these agencies and the commodities that need prior approval. For purchases of filing and/or microfilm equipment, necessary approvals shall be secured from the Department records management analyst in the Headquarters BSS.

Accuracy and Clarity

Department personnel who submit purchase estimates shall make every possible effort to ensure that these documents are not forwarded to the Office of Procurement until they have been thoroughly reviewed for accuracy and clarity.

Specifications

The Specification and Quality Control Section staff of the Office of Procurement can assist Department personnel in the preparation of the description and specification of the purchase requirements. Copies of standard specifications are available upon request and assistance is available for developing descriptions of non-standard commodities. Contact the Specifications and Quality Control Section at (916) 445-0957/ATSS 485-0957 for referral to the appropriate analyst.

22030.8.1 Data Requirements

The purchase estimate data requirements are as follows:

Area of "Purchase Estimate"

Date prepared by agency - enter the date the PE was typed. Enter two digits in each field (e.g., September 10, 1990 shall be entered as 09 10 90).

Date stock wanted - this is an optional field; however, departmental staff shall enter a specific date to determine the order processing time that is reflected in inventory control supply levels, if applicable. Enter two digits for each field. Allow an adequate lead time when determining the date of delivery. The following is the recommended ordering and shipping time (OST) that shall be used for purchase estimates:

Amount of Purchase

	Up to \$10,000	Over \$10,000
Internal Processing	20 days	20 days
Special Approval/Authorization	21 days	21 days
Office of Procurement Processing	30 days	60 days
Specifications Review	10 days	15 days
Purchase Order Preparation	5 days	5 days
Vendor Shipping Time	60 days	60 days
Total OST	146 days	181 days

The Department shall anticipate a lengthy OST when using this "formal" method of ordering.

Agency billing code - enter the appropriate agency billing code. Use only one agency billing code per estimate.

Purchase estimate number - use a unique estimate number designed to eliminate duplication. The remainder of the purchase estimate number provides a maximum of 15 alpha/numeric positions in which to enter each requesting unit's reference number. The estimate or reference number shall not be duplicated in a fiscal year.

Page number - enter the purchase estimate page number and total number of pages. Page numbers shall be shown with two digits (e.g., page 01 of 05, 02 of 05, etc.). Do not number pages that do not have stock item numbers or codes.

Do not enter the page number on the purchase estimate continuation if it is used only to furnish additional description or instructions from the previous page. For example, on a two-page purchase estimate, the first page would be numbered as page 01 of 01. (The second page would not show a page number.) However, enter the page number on the continuation page when an item is listed and other required information is stated. For example, on a two-page purchase estimate, the second page would be numbered as page 02 of 02.

Delivery location code - circle the appropriate code which corresponds to the delivery location shown on the State of California 11 - Area Map. Multiple delivery locations may be submitted on one estimate when only one agency billing code is used.

Procurement Office - do not fill in this information.

Vendor number - enter a reference vendor. Normally, the vendor who received the previous order and provided adequate service or assistance shall be listed as the reference vendor. (All reference vendors are automatically sent invitations to bid.) Indicate the vendor's name, address, and phone number and the name of the person authorized to provide price quotes.

Agency contact - enter the name and phone number of the Department representative with the most knowledge of the uses and requirements of the ordered items whom buyers may contact for additional information. Do not enter the vendor name or phone number in this space.

Line number - each page of a purchase estimate (including the continuation pages) is limited to a maximum of nine stock items which shall be numbered sequentially beginning with number one on each page. Enter a single digit number for each stock item listed, from 1, 2, 3, etc., up to 9. The first item on each continuation page shall always begin with number one and shall not exceed nine items per page.

Quantity - enter the quantity wanted in this column. Do not enter fractions, decimals, or commas. Always check the order unit and packaging requirements, and adjust the quantity accordingly. Quantity ordered shall correspond with the order unit and unit price.

Unit - enter unit exactly as indicated in the PIN Stock Item Catalog, except when the unit is indicated as VA. The order unit shall vary on some commodities; this is indicated by a VA in the unit column of the PIN Stock Item Catalog. In such instances, specify the appropriate unit code from the order unit table listed on the front page of the PIN Stock Item Catalog.

Stock item number - enter the 12-digit stock item number exactly as indicated in the PIN Stock Item Catalog. Potential vendors are invited to submit bids for the items listed on the PE when the PIN stock item number is input into the computerized vendor/stock item number file. Do not use ditto marks to repeat identical stock item numbers. Neatly underline and draw arrows down columns to note repetition of stock item numbers.

Each page of the PE shall contain only one group of items (the first two numbers of the stock item number). The only exceptions are:

- When the order is for the purchase of a system, where the components are in different groups and are to be purchased together because the components must match and inter-member.
- For the purchase of individual items that fall into different groups.

Continuation pages (STD Form 10) shall be used to list items having multiple group numbers. "Ship to" and "charge to" addresses, the reference vendor, and the delivery date if critical or unusual shall be shown on each estimate page.

Description - enter exactly the description provided in the PIN Stock Item Catalog. The key noun description is input into the PIN computerized system to determine whether the description/stock item number matches exactly to detect errors prior to the bid process.

All items shall be completely described and whenever possible a brand and corresponding catalog number shall be referenced with the notation or comparable. A complete description shall include the name of the item plus any of the following that apply:

- Size.
- Dimension.
- Grade.
- Weight.
- Color(s).
- The minimum acceptable technical specifications.
- Packaging requirements.
- Samples (in the case of forms).
- A kit package listing of each component.
- Installation dimensions if restrictions exist.
- Inter-member item description of existing materials.

The brand referenced on the purchase estimate shall meet all required specifications. When reasonable, list all acceptable brands on the purchase estimate. Also, all unacceptable brands can be listed. It may be stipulated that alternate brands shall be submitted for evaluation prior to the awarding of the bid.

Unit price - always enter the unit price and extension for each item listed. The unit price shall correspond to the order unit. For example, if the order unit is gross, show the unit price per gross - not some other unit such as per dozen. Do not enter commas in this column. Align the unit price with the first line of the commodity description.

Subtotal - on single page estimates a subtotal is not necessary. On multiple page estimates, enter a subtotal on each page.

Tax and total - on single page estimates, enter the tax and total in appropriate boxes on the estimate. On multiple page estimates, enter the tax and total only on the first page of the estimate and subtotals on each continuation page.

Signature block - at least one original signature is required by the Office of Procurement to process estimates.

Charge code - enter the index number, object code, appropriation, item number, current fiscal year's chapter number, fiscal year, and ending date of the current fiscal year.

Do funds expire - it shall be indicated on the purchase estimate whether funds expire at the end of the current fiscal year. Either: Check yes or no in the appropriate block printed on the lower right-hand corner of the purchase estimate form; or

Type/stamp on the first page in bold letter, **FUNDS EXPIRE** _____ or **CONTINUING FUNDS** if funds do not expire at the end of the current fiscal year.

22030.8.2 Purchase Estimate Description Restricting Bidding

PEs referencing only one brand or containing specifications which have the effect of limiting or restricting bidding to one brand shall be justified by the requesting unit in a statement fully explaining why the product specified is necessary. This statement shall include at least the following:

- The unique performance factors of the product specified.
- The reason these specific factors are required.
- What other products have been examined and rejected and why.

Purchase requests submitted without adequate information in support of limiting competitive bidding shall be returned to the requesting unit.

22030.8.3 Purchase Estimate Requesting Sole Source

The requirements listed in the DOM 22030.8.2 apply to sole source purchases where an item is available from only one vendor, or when the requestor wants to restrict the purchase to only one vendor.

22030.8.4 Non-Competitive Repair Parts

PEs for repair parts of a specific brand or type shall contain the following justification:

- Why only one brand or part can be used to repair the equipment.
- Whether the specified brand of repair parts is available from only the manufacturer or distributor.

22030.8.5 Non-Competitive Equipment to Inter-Member with Existing Equipment

PEs for equipment of a specific brand or type to be used with equipment shall contain the following justification:

- The quantity and value of existing equipment or parts currently on hand to be interfaced.
- Why it is necessary that the requested equipment or parts be the same as currently owned.

22030.8.6 Pin Stock Item System

The ability to properly complete the STD Form 66, PE, depends entirely on a full understanding of the PIN stock item system and the PE form.

22030.8.6.1 Stock Item Number

The single most important element in the entire materials management system is the stock item number. A single, unique stock item number is assigned to each specific item of material used by the state.

Stock item numbers are 12-digit numbers that are based on the federal classification and stock numbering system. A typical stock item number looks like 7920-292-2367-8. The groups of numbers represent the following:

- First four digits - group and class of a commodity such as food, medical supplies, stationery, etc..
- Next seven digits - specific item numbers are serially assigned with no numerical relationship between one identification number and the next in sequence.
- Final digit - computer check or verification number.

The 12-digit stock item numbers shall be used by all ordering units.

22030.8.6.2 Pin Stock Item Catalog

The PIN Stock Item Catalog is a listing by stock item number and description of commodities purchased by the state on a regular basis. Products are classified in group and class number sequence; commodities within each class are listed in alphabetical key noun order. Currently, 60,000 items are listed.

Other information contained in the PIN Stock Item Catalog is the following data:

- Description - the stock item description field consists of a maximum of 54 characters of information which describes each stock item. The first word in the stock item description is the key noun.

This is the noun that most accurately identifies the nature of the product (e.g., drill electric, not electric drill). All commodities are listed in alphabetical key noun sequence within each class.

- Order unit - this is a two-character field which describes the unit of measure by which each stock item shall be ordered [e.g., EA (each), DZ (dozen), YD (yard), RL (roll), BX (box), etc.]. Refer to the order unit table listed on the front page of the PIN Stock Item Catalog.

- Source code - this is a one-character field that indicates the usual source or method for acquiring a given stock item. The various codes and their meaning are as follows:

- A: Office of Procurement (PE is required on all A source code items) and delegated purchase program orders.
- B: OSP and Office of Support Services printing orders.
- C: MSS stock items.
- D: Statewide contract stock items.
- E: Limited contract stock items.
- F: SPS stock items.
- I: PIA stock items.
- M: SPS competitively bid items.

- Special code - this is a two-character field which identifies those stock items covered by detailed product specifications. The coding scheme is as follows:

- 1-99 State specifications.
- A Federal specifications.
- B Commodity standard.

- C Supply operations commodity standard (SOCS).
- D Bid specifications.
- E Acceptable brands list.
- F Special/other.

Locate a Number

There are several ways to locate a stock item number in the PIN Stock Item Catalog:

- Refer to the alphabetical product listing "Index to New State Materials-Classification Catalog" in the State Materials Classification (SMC) Catalog. This index lists general categories of frequently purchased products and the SMC group number. It may be used to determine the correct SMC group number for a related product. For example, although a credenza is not specifically listed, the appropriate group may be located by referring to "furniture, most types". The key noun for each stock item is usually based on what that item is rather than its use.
- Refer to the PIN Stock Item Catalog Index (on the front pages of the catalog) to locate the corresponding group. Next, locate the proper group class. The group and class shall provide the page number within the PIN Stock Item Catalog where a specific stock item and its number shall be found.
- Refer to the listing of commodities by key noun in the back of the catalog. This is a listing of items in the PIN Stock Item Catalog in alphabetical order by key noun.

Many commodity descriptions in the PIN Stock Item Catalog are very brief and may not be complete. Therefore, additional descriptive information shall be added as required in preparing the purchase order (e.g., color, size, dimensions, packaging, etc.). Except for additions to the description, no other changes or deletions shall be accepted.

22030.8.6.3 Availability of Pin Stock Item Catalog

PIN Stock Item Catalogs are available as follows:

Form	Contact
Book (revision 1983 in three-ring binder)	Office of Procurement Materials Management Unit 4675 Watt Avenue North Highlands, CA 95660 (916) 973-3726 or ATSS 480-3726
Microfiche	Office of Procurement Data Management Unit (916) 323-3465 or ATSS 573-3465 This unit also mentions a subscription list for updates of microfiche.

22030.8.7 Purchase Estimate Changes

After the PE has been sent to the Office of Procurement, amendments to the PE may have to be made. A STD Form 96, Purchase Order (PO) Alteration, is used to amend PEs when requested by the Office of Procurement, DGS, for specific estimates or when:

(a) the cost is	(b) the amendment is	{c} and exceeds the estimate costs by
Less than \$1,000	\$100 or more	25% or more
\$1,000 - \$4,999	\$250 or more	10% or more
\$5,000 or more	\$500 or more	-

To check the current status of a purchase estimate submitted to the Office of Procurement, contact Procurement's Central Records at (916) 445-6241/ATSS 485-6241. The buyer shall not be contacted unless absolutely necessary, and only after calling Central Records.

22030.8.8 Purchase Order Changes

PO Alteration Required

Once a PO has been issued to a vendor by the Office of Procurement, changes are not permitted unless authorized by the Office of Procurement. A STD Form 96, shall be submitted to the Office of Procurement buyer who signed the original PO in the following instances:

- Change in FOB point.
- Change in terms if unfavorable to the state.
- Change in the estimate number.

- Change in the vendor's name (except simple spelling corrections).
- Increase in unit price.
- Mathematical error over \$10.
- Addition or cancellation of any item.
- Change in description, specifications, or substitution of any material.
- Extension of time on "as needed" or "as required" orders. Such orders are written for units of material as required or as needed for a specific period of time (The extension of this time is what would require a PO change).
- Adding or changing a priority rating or certification.
- Any overdraft of a PO except as permitted below.

PO Alteration not Required

PO changes are not required when:

- Prices billed are less than the PO amount.
- Weight, quantity, or unit price is less than what is stated on the PO.
- At the time of taking a final delivery there is a balance remaining on the PO and the final delivery does not overrun the PO by more than 10 percent (This would apply to such items as yardage; steel; lumber; rock; asphalt; products like forms, cartons, etc. produced from roll paper stock; and other items when exact quantity is not known at the time the order is placed, including items that come in standard containers).
- Delivery of items such as fresh vegetables varies from the weight, quantity, or count specified on the PO (not to exceed plus or minus 10 percent of the value of the total PO up to \$1,000).
- PO specifies certain sized containers but other containers, which are acceptable, are delivered in their place but the total quantity and unit cost are within the limits of the PO.

22030.9 Service and Expense Order

Services for repair, rental of equipment, classroom space, and other minor services from private vendors, costing less than \$500, can be obtained by using a CDC Form 1063, Service and Expense Order. This form shall be used in lieu of the STD Form 2, Standard Agreement. Prior to any service being performed and expenses incurred, approval in writing shall be obtained from business management staff. Services performed may require labor and materials. Transactions with less than 10 percent labor charges are purchases and shall be obtained on either a subpurchase or delegated purchase program order. Transactions with greater than 50 percent labor charges are services and can be obtained using the service and expense order form. Transactions with labor charges between 10 percent and 50 percent require consultation with an Office of Procurement formal bid buyer to determine the appropriate method for acquisition. Services of a minor nature normally do not require competitive bidding, but staff shall identify and employ cost effective methods when contracting for services from private vendors.

General use mobile equipment (GUME) having an original purchase price of \$25,000 or more shall not be rented or leased from a non-state source without prior approval of the DGS, Office of Fleet Administration, after a determination that comparable state-owned equipment is not available. If obtaining such approval would endanger life or property, the transaction and justification for not having sought prior approval shall be reported immediately thereafter to the DGS. GUME is defined as equipment listed in the GUME inventory of the state equipment council as capable of being used by more than one agency.

22030.9.1 Data Requirements

The data requirements for Service and Expense Order are as follows:

Area of "Service and Expense Order"

- Vendor - enter the vendor name and vendor contact providing the service.
- Bill to - enter name of facility receiving the service and name of the person the vendor is to contact.
- S and E number - enter the unit's service order number.
- Work order number - optional field. When possible, reference a maintenance work order.
- Date - enter the date the order is prepared.
- Nature of service and expense - enter the type of expense to be incurred.
- Location where expense to occur - enter the building number or address where the service shall be performed.
- Start date/completion date - enter the appropriate dates (for monitoring purposes).
- Work to be performed - enter a full description of what is to be accomplished, including the number of hours of labor.
- Description and cost of parts - a detailed listing of parts and materials to be obtained from the vendor.
- Accounting requirements - to be entered by accounting office staff.

Signature/title - signature of person authorized to sign the service and expense order. The purchasing manager or designee is the appropriate person.

22030.10 Inventory Management

Proper inventory management minimizes the investment in inventory stock and helps maintain a stated service level objective.

22030.10.1 Stock Records

The responsible unit shall maintain stock records on all items that are stored in the support services and maintenance warehouses. In addition, unit stock records shall be maintained for materials being warehoused in other storerooms and supply shops that exceed a working stock (30 day) supply and collectively meet any of the following criteria:

- Gross floor space used exceeds 4,000 square feet.
- Average annual inventory investment in expendable goods exceeds \$50,000.
- Annual issues of expendable goods exceeds \$100,000.
- Inventory consists of 400 or more stock items.

Records Maintained

Stock records shall be maintained by using a manual card or computerized inventory control system. The STD Form 119, Stock Control Record, is available for use as a manual stock record card in recording information dealing with the management and control of warehouse inventories. This or a similar record card shall be used in all warehouses when a manual system is the only means of control. If a computerized inventory management system is used, the system shall provide the same information and data required on a stock record card.

The stock record, which serves as a joint purchasing/financial/operational record, shall be kept current and accurate at all times. Stock Control Record cards are available from the Office of Procurement, MSS.

22030.10.1.1 Data Requirements

The data requirements for the Stock Control Record card are as follows:

Area of "Sample Stock Control Record for Minimum/Maximum Stock Item"

Miscellaneous information - any miscellaneous information that is pertinent and not included in other specific sections of the stock control record shall be entered here. This information might concern minimum order or standard packs, key personnel to contact, vendor name and address, phone numbers, emergency sources of supply, or any other supplemental entry which alerts the inventory control staff of circumstances requiring attention.

Date - a complete history shall be established and kept current for each item that is stocked in a warehouse. The date is used in forecasting stock levels, reconciling procurement problems, confirming demands and issues, documenting physical inventories, etc.. The month, day, and year shall be entered for all transactions affecting the item, such as stock orders, stock receipts, demands and issues (non-recurring and recurring), dates of inventories, and audits.

Issued to or received from - this section serves a dual purpose. Record the name of the facility, unit, program, etc., to which stock is issued and/or the name of suppliers from whom stock is received. Continued activity of an item over a period of time shall provide inventory control staff and unit administrators with a use pattern which shall assist in inventory planning. This column shall also reflect those facilities that are consistent in their withdrawals as well as identify those vendors which are the most reliable.

Order document number - those transactions that pertain to stock issues and stock receipts shall be documented using the identifying order number. The forms that are commonly used to replenish stock for warehouses are contract/delegation purchase order, subpurchase order, supply order, and purchase estimate.

On order - this column shall be used whenever a stock replenishment order is placed. The quantity requested is the only entry to be made.

Demand - is any request for an item. Demand history provides the information necessary to decide what to stock; therefore, all demands, regardless of whether stocks are issued, shall be recorded. Each space in the demand column shall be used for a single demand.

Issues - the quantity issued for each demand shall be carefully and accurately entered as this directly reduces the calculated balance on hand (column 8). Occasionally, demands are made for depleted stocks. The demand shall be shown in the proper space and the

quantity issued entered as zero.

Quantity received (+) - the quantity received (+) column is used to record the amounts or quantities of stock received as a result of a prior order. These incoming stocks shall normally be for inventory replenishment but in some cases stock relocations shall also be shown in the quantity received column.

The balance on hand (column 8) shall be adjusted whenever quantity received entries are made.

Quantity issued (-) - at any time an issue is shown in either the non-recurring or recurring columns, the total quantity issued (sum of both) shall be entered in the quantity issued (-) column. That amount shall be subtracted from the previous balance on hand and the new balance entered.

Balance on hand - the inventory balance on hand, both the actual bin count and the calculated balance, is the key indicator in managing inventory stock efficiently. To prevent inventories that are excessive or too low, the balance on hand shall be used to:

Determine when to replenish stock.

Identify long supply.

Maintain stock accountability.

Evaluate the efficiency of warehouse operations.

Balance on hand entries shall be current and accurate. Stock acquisitions and issues shall be promptly recorded on the stock control record and the balance on hand adjusted accordingly.

Physical inventories which reveal a difference in the actual bin count versus the calculated balance shall be reconciled when the inventory is taken and the stock control record balance on hand changed to reflect the actual inventory in stock.

In long supply - long supply shall be reduced to the lowest level possible. This column provides a space to record long supply so that efforts can be undertaken to reduce it.

Days of supply - the days of supply shall be entered as shown in the examples of the minimum/maximum (MIN/MAX) and requisitioning objective (R/O) stock records (See DOM 22030.10.5.2 and 22030.10.5.6 respectively).

Quantity of supply - for all stock items managed under the R/O or Min/Max systems, the quantity of supply boxes shall be completed. In the reorder point block, show both the reorder point and the reorder quantity for the R/O concept.

Source code - the source code is a current reference to the purchase method or vendor designated by the PIN Stock Item Catalog as the primary source for a stock item. Only the approved codes as shown in the PIN Stock Item Catalog shall be used.

Management code - this space is used to denote whether the item is contingency (emergency) (C) stock or regular (R) stock. Use the letter C or R.

Stock number - the stock number identifies the item by commodity group and class. All expendable stock inventory items in the warehouse shall have an approved stock number assigned. That stock number shall be entered in the space provided.

Unit of measure (U/M) - the unit of measure or the unit of issue is a two-letter designation for the count, measurement, container, or form of an item of supply. It is the minimum quantity which can be ordered. The unit of measure designations to be used are shown in the PIN Stock Item Catalog.

Unit price - all stock items shall have a unit price entered. Use the latest price paid for the item. This is necessary for computer update and budgetary purposes.

Description - the descriptions currently in use in the PIN Stock Item Catalog shall be entered in the description space.

Color coding - this space identified any action (by colored tab) that shall be needed. The colored tab designations in these instructions shall be used to identify the type of action that is proposed or has already taken place. The following colored tabs are the only colors that are approved to flag the stock control record:

Red - activity during the month requiring monthly action update reporting.

Green - item is on order. Serves as a reminder; follow-up is the requisitioner's responsibility.

Blue - needs to be reordered as stock has reached the reorder point.

Yellow - order received. Remove the tab when the shipment is received as ordered.

Contract or SPS number - enter the appropriate number found on state contracts and state price schedules.

Vendor name/address/phone number/catalog number enter name, address and phone number of vendors submitting price quotes.

Minimum order quantity - enter the number of units the vendor requires to be purchased to recover the shipping and handling costs

associated with the order.

Price per order unit - enter the price per standard unit of measure.

FOB terms - to be determined at the time quotes are obtained.

Request FOB destination whenever possible.

Discount terms - enter the cash discount offered by vendors to ensure timely invoice payment. Cash discounts amounting to at least \$2.50 and when the discount percentage allowed is at least one-half of one percent shall require the payment to be made in a timely manner.

Delivery date - enter the date the materials or services are expected to be delivered.

Total cost - enter the extension price (The unit price times the quantity equals the total cost).

This information shall assist in determining which vendor shall receive the order.

Inside delivery - used to determine and project the necessity for additional shipping charges associated with inside delivery of materials.

22030.10.1.2 Retention of Stock Control Record

The Stock Control Record cards shall be retained for at least two years. One year in the active file and at least one year in the inactive file. Those stock control records that have served their purpose, such as those for discontinued stock, shall be retained for a minimum of two years.

22030.10.2 Safety Levels

Normally, safety levels are established to minimize stock outages. To determine the level of safety stock that should be maintained, the critical need of the item shall be established based upon the following:

- The degree of the problem if there is no stock on hand.
- The effort, both in cost and time, necessary to secure the stock.

Stock Outages Classified

Stock outages shall be classified as follows:

- Minor - stock outage of these items shall cause little inconvenience and shall be overcome with a little extra effort, perhaps a phone call and with a short delay in processing the demand or with a back order. Work production delays are not a factor. These items are considered regular stock items and 15 days safety stock shall be sufficient.
- Major - a stock outage of these items shall cause some inconvenience and could result in additional costs because of production delays or program disruption. Generally, these items are also considered regular stock items but an increased safety stock of 16 to 25 days is required. These are the "A" items (see source code in DOM 22030.8.6.2 for a description of "A" items) or items with the highest demand.
- Critical - a stock outage of these items shall cause significant delays in production or intolerable program disruption and could result in excessive costs. These items are not available locally and a stock outage may endanger public health or safety. These items are considered contingency stock. A safety level of predetermined amount shall be set.

22030.10.3 Selecting Items for Continuing Storage

All items carried in the warehouse shall meet the Department's criteria for selecting items for continuing storage in DOM 22030.10.4. All items shall be reviewed annually by the materials management coordinator, and those items not meeting the criteria shall be discontinued.

All items carried in the warehouse as routing stock for filling supply demands shall have levels set by using the Min/Max or R/O inventory control concept. Stock control records shall be available for audit purposes at all times.

Supply levels for stock items are established to accomplish the following:

- To have an ample supply of stock items on hand but not more than is needed to meet the goal of the Department.
- To have emergency reserves on hand in the event items due in are not received on time.
- To know when and how much to order.
- To build accurate records which provide for adjustments at a later date.

Time, space, and money are wasted if supply levels are not set. The Department shall not have excessive funds tied up in unused inventory.

22030.10.4 Criteria for Selecting Items for Continuing Storage

Demand -at least five recurring demands for each 365 days demand year. Demands must occur on a regular basis and reflect a standard usage pattern over a 365-day period.

Volume - stable and large enough to permit significant savings from acquisition in quantity.

Dollar - minimum issues of \$50 per demand year as long as the demand criteria is met.

QA - items that require a high degree of QA shall be selected for continuing storage.

Emergency - items of an emergency nature, which may be required within hours after the need is recognized, shall be held in continuing storage.

Specifications - only items that have established accepted standards or detailed specifications shall be considered for inventory.

Usage - infrequently used items or those with patterns of erratic use do not make good inventory items, as large inventories are required to meet high use periods (e.g., usage patterns show more than five demands per year but all the demands occur in a restricted time period).

Lead-time - the non-critical item that can normally be purchased from a local source within 30 days shall not be stocked.

Items shall not be stocked merely for convenience. For non-critical items, institutions shall rely primarily on the purchase-as-needed technique. Continuing storage inventories shall be limited to only those items that are clearly justified as contingency stock for emergency needs or items that are not readily available from relatively nearby sources.

22030.10.5 Setting Levels

Component parts of a stock objective are expressed in days of supply. The component parts consist of the following:

- Safety level.
- Ordering and shipping time.
- Operating level.

Setting levels shall assist personnel who maintain stock to have on-hand materials when they are needed. Levels are set to ensure that stock shall not be depleted. The Department shall use the MIN/MAX concept to set the majority of supply levels; however, the R/O concept may be preferred for some items.

22030.10.5.1 Min/Max Concept of Setting Levels

A simple MIN/MAX supply level system provides proper inventory control. To determine MIN/MAX supply levels, the following supply history is necessary:

- The total amount of recurring issues for one demand year (365 consecutive calendar days).
- Ordering and shipping time (used to establish minimum level).
- Operating level (used to establish maximum level).

Low demand stock items, regardless of their unit value, are prime candidates for the MIN/MAX concept or for discontinuance.

22030.10.5.2 Guidelines for Min/Max Levels

Type of Transaction	Minimum (in days)	Maximum (in days)
Contract/delegation order or state price schedule.		
Lead time 0-30 days.	30	60
Lead time 31-60 days.	60	90
Lead time 61-90 days.	90	180
Lead time over 90 days.	Equal to actual lead time.	180
PIA order.	150	270
Purchase orders (up to \$10,000).	90	180
Purchase orders (over \$10,000).	120	180
Printing orders.	120	180
Material Services orders.	30	90
Food orders.	90	120
Special orders for forms, letterhead, etc.	Equal to actual lead time.	360

22030.10.5.3 Purchase Order Example for Calculation of Min/Max Levels

Example using guidelines for MIN/MAX levels for items purchased by POs up to \$10,000 (When a replenishment order is prepared, the quantity ordered is 90 items):

- Yearly demand: 180 items.
- Order and shipping time: 90 days.
- Operating level: 180 days.

Method 1

Step 1 - convert yearly demand into issues per day. Issues per day = 180 items (yearly demand) ÷ 365 days = .5.

Step 2 - calculate the minimum level. Minimum = ordering and shipping time (in days) x issues/days = 90 x .5 = 45 items.

When the stock on hand is depleted to 45 items, a replenishment order is prepared.

Step 3 - calculate the maximum level. Maximum = operating level (in days) x issues/days = 180 x .5 = 90 items.

When MIN/MAX levels may also be calculated with the yearly demand divided by factors based upon ordering and shipping time (for the minimum level) and operating level (for maximum level). The division factor for the minimum level is the approximate number of days per year (360) divided by the ordering and shipping time in days. The division factor for the maximum level is an assumption of the number of orders per year (i.e., the approximate number of days per year - 360 - divided by the operating level in days). A chart that provides the division factor for different ordering and shipping times or operating levels follows:

Ordering and Shipping Time or Operating Level (in Days)	Division Factor
365	1
180	2
120	3
90	4
75	5
60	6
45	8
30	12

Method 2

Step 1 - determine the division factors. Minimum = 4 (for ordering and shipping time of 90 days). Maximum = 2 (for operating level of 180 days).

Step 2 - calculate the minimum level. Minimum = yearly demand ÷ division factor for ordering and shipping time = 180 ÷ 4 = 45 items (When stock on hand is depleted to 45 items, a replenishment order is prepared).

Step 3 - calculate the maximum level. Maximum = yearly demand ÷ division factor for operating level = 180 ÷ 2 = 90 items.

Note: When a replenishment order is prepared, the quantity ordered is 90 items. The quantity to order is the maximum supply level.

22030.10.5.4 Contract Example for Calculation of Min/Max Levels

Example using guidelines for min/max levels for items purchased from contract:

- Yearly demand: 72 items.
- Order and shipping time: 60 days.
- Operating level: 90 days.

Method 1

Step 1 - convert yearly demand into issues per day. Issues per day = 72 items (yearly demand) ÷ 365 days = .2.

Step 2 - calculate the minimum level. Minimum = ordering and shipping time (in days) x issues/days = 60 x .2 = 12 items (When the stock on hand is depleted to 12 items, a replenishment order is prepared).

Step 3 - calculate the maximum level. Maximum = operating level (in days) x issues/days = 90 x .2 = 18 items.

Method 2

Step 1 - determine the division factor. (See chart for prior example of Method 2.) Minimum = 6 (for ordering and shipping time of 60 days). Maximum = 4 (for operating level of 90 days).

Step 2 - calculate the minimum level. Minimum = yearly demand ÷ division factor for ordering and shipping time = 72 ÷ 6 = 12 items (When stock on hand is depleted to 12 items, a replenishment order is prepared).

Step 3 - calculate the maximum level. Maximum = yearly demand ÷ division factor for operating level = 72 ÷ 4 = 18 items (When a replenishment order is prepared, the quantity to order is 18 items).

22030.10.5.5 Requisitioning Objective Method of Setting Levels

To determine R/O supply levels, the following history is necessary:

- The total amount of recurring issues for one demand year (365 consecutive calendar days).
- Ordering and shipping time.
- Operating level.
- Safety level.

22030.10.5.6 Guidelines for Requisitioning Objective Levels

For the R/O method, 135 days of supply is adequate for Department warehousing facilities. The number of days for each component is as follows:

Operating Level	Ordering and Shipping Time	Safety Level
60 Days	60 Days	15 Days
135 Days		

22030.10.5.7 Example for Calculation of Requisitioning Objective Levels

An example of the R/O method follows:

- Yearly demand: 720 items.
- Ordering and shipping time: 60 days.
- Operating level: 60 days.
- Safety level: 15 days.

Step 1 - convert yearly demand into issues per day. Issues per day = 720 items ÷ 365 = 2.

Step 2 - calculate the number of items used during the ordering and shipping time. Number of items = ordering and shipping time (in days) x issues per day = 60 x 2 = 120 items.

Step 3 - calculate the number of items required for the operating level. Number of items = operating level (in days) x issues per day = 60 x 2 = 120 items.

Step 4 - calculate the number of items required for the safety level. Number of items = safety level (in days) x issues per day = 15 x 2 = 30 items.

Step 5 - calculate the R/O. R/O = number of items for the ordering and shipping time + number of items for operating + number of items for safety level = 120 + 120 + 30 = 270 items.

Step 6 - calculate the reorder point (ROP). ROP = number of items for ordering and shipping time + number of items for safety level = 120 + 30 = 150 items (When stock on hand is depleted to 150 items, a replenishment order is prepared).

Step 7 - calculate the quantity to be ordered. Order quantity = R/O - RPO = 270 - 150 = 120 items (When a replenishment order is prepared, the quantity ordered is 120 items).

This is a minimum guideline. Such things as minimum order quantities from supply sources (e.g., contract vendors) may require that an order be issued for more than the difference between the R/O and ROP. Use your own judgment ordering more items delays the need to reorder the next time but increases the amount of inventory investment to more than is required.

22030.10.6 Maximum Quantities Allowed in Inventory

Any quantity in excess of the R/O is technically long supply. Quantities on hand and due in from outstanding orders shall not exceed the R/O unless the items can be used within the next 45 day operating period. The next reorder shall be delayed until the amount in long supply is exhausted.

22030.11 Warehousing Program

The warehousing program shall provide for the following:

- Establishment of warehousing facilities in line with distribution plans.
- Storage areas, handling equipment, and warehousing methods and techniques which optimize the use of the facilities.
- Verification that materials are received as ordered.
- Storage of material.
- Rotation of stock.
- Effective distribution of material ordered by customers.
- Maintenance of accurate records.
- Regular survey of physical inventories.

22030.11.1 Establish Warehousing Facilities In Line With Distribution Plans

The warehouses shall be material distribution facilities and not merely places to store supplies. Planning and layout of space are dependent upon the types of supplies being stored. At all facilities used to store and distribute materials, entry/exit controls shall be in place to restrict unauthorized personnel from having access to the inventory (except in cases involving emergencies concerning health and safety).

Subsistence supplies shall be protected properly from extreme changes of temperature, dampness, rodents, and insect infestation. Security items shall be stored in vaults or safes. Sensitive items, subject to pilferage, shall be properly protected. Hazardous commodities, including explosives, flammables, and oxidizing agents, shall be properly segregated from each other and other types of supplies and stored in buildings designed for this purpose.

Every effort shall be made to:

- Use space in the most effective and efficient manner.
- Use pallets and material handling equipment effectively.
- Use a direct flow assembly line principle.
- Establish an effective warehouse and storage layout plan.

22030.11.2 Effectively Received Material

The support and/or maintenance warehouse staff shall perform all receiving duties at the institutions, including those shipments destined for other areas inside their facility. For other facilities without a formal warehousing program, an employee shall be designated to be responsible for the receiving functions.

All facilities receiving purchased material shall maintain an open order receiving file. At least semi-monthly, the receiving file shall be monitored for overdue shipments and the orders shall be followed up to determine the status of late deliveries.

Once it is verified that an overdue shipment has not arrived, a non-delivery letter shall be prepared. Without proper notification, a buy-out requires the original vendor to pay the difference, if any, of the price paid to the alternate bidder or any additional cost because of the inconvenience caused by the non-delivery. Buy-outs shall be coordinated by the Office of Procurement.

The receiving agent shall verify incoming shipments against a copy of the original purchase order and packing slip. Materials received by common carrier shall be verified against the carrier's shipping document (freight bill).

When inmates are assisting with receiving duties, the delivery vehicle license number shall be noted on the warehouse copy of the freight bill or receiving documents (This shall aid in the identification of vehicles used in the event of inmate escapes).

All cartons shall be inspected for correct quantity of items and visible damage. The most critical time for establishing a proper base for collection of a shortage or damage is at the time of delivery. Failure to observe correct receiving procedures at this time may well result in the carrier's denial of a claim. For all overages, shortages, or damages (O, S, or D), an explanation of the discrepancy shall be written on all copies of the delivery documents. The delivery documents shall then be signed by both driver and receiving agent.

Upon receipt of a shipment that is over, short, or damaged, the receiving agent shall furnish the payments unit staff, vendor, and/or the person expecting the shipment with information concerning the problem. This can be accomplished by using the O, S, or D form. This provides those involved with the O, S, or D with a written statement and actions required to resolve the problem.

Inventory control of property shall begin immediately when delivered by the vendor. The receiving agent shall contact a property controller at the time of delivery to arrange to have property items tagged or engraved for easy identification as state-owned property before they are moved from the point of delivery.

22030.11.3 Visible Damage

Inspect the individual pieces before accepting the delivery and signing the carrier's delivery documents. Legally, the consignee must accept delivery of a damaged shipment.

Notify the vendor and carrier's representative of the damage and request an immediate inspection.

Retain the containers and packaging material for inspection by the carrier's representative.

Contact the Office of Procurement, Traffic Management Unit, for assistance when damages to material exceed \$100.00.

22030.11.4 Concealed Damage

Upon discovery of concealed damage, immediately stop unpacking the shipment.

Leave the shipment intact and do not remove it from the receiving location. Retain the internal packing, carton, or crate intact.

Notify the carrier and vendor that concealed damage was discovered and request inspection. Try to offer reasonable evidence that concealed damage did not occur after delivery.

Contact the Office of Procurement, Traffic Management Unit, for assistance when damages to material exceed \$100.00.

22030.11.5 Stock Received Reports

Stock received reports shall be:

- Prepared at the time goods are received. Receiving agents may use a STD Form 106, Stock Received Report, or a copy of the PO (as long as the information required on the STD Form 106 is shown on the copy of the PO).
- Processed immediately.
- Routed to the payments unit for prompt payment of invoices. Discounted purchase order stock received documentation shall be expedited to ensure that payment is made according to the terms shown on the purchase order.

22030.11.6 Storing Material

Accessibility shall be the first consideration when arranging stock for order processing. Fast moving, high transaction items shall be stored in locations where they can be selected and issued with the minimum amount of handling. Warehousing staff shall store bulky or difficult to handle items, when possible, near doors and main aisles leading directly to the shipping and pickup areas. Materials shall not be arranged in strict PIN stock item number sequence.

All shelves, bins, and bulk cartons shall be stock numbered to identify the items being stored.

A systematic stock rotation program shall exist at all warehouse storage areas. All materials in inventory shall be dated at the time of receipt. Items that carry an assigned shelf life require shelf rotation; first-in, first-out warehousing shall be used with these items. Whenever possible, the flow-through method for bulk storage items shall be used. With the flow-through method stock is selected from one end of a row or rack of a single stock item and new stock is replenished at the other end.

22030.11.7 Distribution of Material

A catalog of items in inventory shall be provided to staff for ease of requisitioning materials.

Materials shall be issued from warehouses on a STD Form 115, Order for Storeroom Supplies, or a local form that contains the same basic information as the STD Form 115. The requisition shall show the date of the requisition, the unit to be charged, the stock item number and description, quantity ordered, and signature of requester. The requisition shall be signed by the approving officer who shall retain the triplicate copy until the order is filled. The approving officer shall send both the original and duplicate copies of the requisition to the warehouse.

Each approved requisition shall be numbered and listed in a central control register for reference control of material issues.

After the order is filled, the original of the requisition shall be used to update stock records while the duplicate copy accompanies the material and serves as a packing slip.

When the goods are received, the person who ordered them shall check the quantity received, sign the receipt portion of the triplicate copy, and send it to the warehouse for comparison of quantity filled vs. quantity received. All discrepancies shall be reported immediately. Immediate reporting shall assist in determining the steps necessary to rectify any discrepancies.

The distribution of maintenance warehouse items shall be basically the same as distribution of all other items, except all trades staff shall stock a 30-day supply of maintenance supply items in their respective areas or vehicles to eliminate frequent trips to the warehouse. A STD Form 115 or similar form is required for all issues from maintenance warehouses.

Every effort shall be made by staff to maintain accurate warehouse and inventory control records, which make the detection of losses easier.

22030.11.8 Physical Inventory of Materials

A count of every inventory item held in storage shall be taken annually on all materials in all warehouses, storerooms, and maintenance shop storage areas. More frequent inventories are acceptable if experience indicates that reducing the interval between physical inventories shall result in less time being consumed in the reconciliation of records.

Food shall be inventoried at least quarterly to determine the amount of supply necessary for the next quarterly food order.

22030.11.8.1 Physical Inventory Check List

The following is a checklist of action steps that shall help to achieve a successful physical inventory:

- Establish a firm inventory date, and provide advance notice to vendors and employees. The inventory date shall be established and approved well in advance of the proposed inventory. Cut-off times shall be determined for all operating activities which have an effect on physical inventory. This shall include interagency shipments and corresponding paperwork, issues, and vendor shipments and receipts. Determination of an inventory date shall depend on the number of items in stock, the time needed to count these items, and the established business hours. It may be beneficial to take the inventory during non-business hours to minimize disruptions to day-to-day operations. When the inventory is not centrally located, the physical inventory shall be conducted at all locations on the same day(s).
- Assign inventory responsibilities. The supervisory responsibility for physical inventory shall be delegated to the person with the functional duties of purchasing officer, business manager, materials manager, or inventory manager. The accounting office shall fully participate in the physical inventory if the accounting office performs the inventory reconciliation.

An inventory supervisor shall be assigned to each area to be counted to supervise the taking and reporting of the count. The functions of the inventory supervisor are:

- Briefing. On the first day of the count, the inventory supervisor shall give the final briefing on count procedures.
- Count control. The inventory supervisor shall maintain control of the preprinted inventory worksheets and assign worksheets for counting, supervise reconciliations, and collect the completed data.
- Count integrity. The inventory supervisor shall maintain counting procedures, reconciliation of count data, and all other matters which affect count accuracy.
- Inventory acceptance. The inventory supervisor has sole and final authority to accept count data as complete and accurate. The inventory supervisor may require recounting by staff, emergency overtime, etc. The inventory count is not completed until accepted by the inventory supervisor.
- Perform inventory preparation. Before the scheduled inventory date, the warehouse manager(s) shall check all bins and bulk stock to see that the stock is clearly marked and arranged for ease of counting. All bin, shelving, and pallet rack labels shall be checked to assure that stock numbers, descriptions, and units of measure are identical to those listed on the inventory worksheets. The inventory worksheets are either computer produced or manually prepared by the inventory supervisor from the authorized stock listing (listing of items acceptable for storage). Items found in storage that are not shown on the stock listing shall be brought to the inventory supervisor's attention for addition to the listing or disposal action.
- Assign operating cut-off dates. Operating cut-off times for business activities and paperwork, and desired inventory preparation, shall be coordinated with the inventory date. All receiving documentation, requisitions, and shipping memos issued prior to the inventory shall be clearly marked "before inventory" and processed before the inventory is taken. All materials received after the assigned cut-off date shall be set aside, clearly identified as "after inventory", and held until after the inventory counting is completed. All receiving and issuing documentation shall also be marked "after inventory" and not processed.
- Determine and schedule inventory requirements for staffing, supplies, and equipment. Staffing heads the list of inventory needs. An adequate number of people shall be assigned. The types of listings, inventory tags, forms, or recording devices shall be selected. Writing tools, such as pencils, marking pens, etc., shall be provided. Masking tape, cards, wire, or string shall be obtained if tags are used. A clipboard or something similar shall be handed out to write on.

Ladders and step stools shall be obtained ahead of time for easier counting of material on upper shelves. Equipment shall be available for stock that has to be moved during counting.

- Provide adequate training. Schedule inventory training dates and provide advance notification to affected personnel. Conduct thorough training with inventory supervisors before instructing other inventory personnel (counters, recorders, inspectors, auditors, etc.).

Inventory supervisors shall receive instruction a minimum of one week prior to inventory, to allow time to familiarize themselves with their area of responsibility and to make the area ready for inventory. Inventory personnel shall receive their instruction as close to the actual inventory as possible.

Inventory training for counting personnel shall include information on why the inventory is necessary, how to count and record accurately, and how to identify materials that shall be inventoried. They shall also be informed that discovery of repeated bad counts through the audit process shall result in personnel recounting their entire area.

An instruction booklet or inventory information sheet shall be printed and handed out to each person. The booklet or sheet might contain the purpose of the inventory, but shall illustrate and explain the method of taking inventory, reiterate certain key inventory steps to follow, list assignments and accountability, and point out certain dos and don'ts relating to inventory counting such as:

- Do express count by the unit of measure assigned to the item being counted.
- Don't count partial quantities of any item where the quantity would be less than an expressed unit of measure, such as pounds, feet, or gallons.
- Do individually count the contents of all opened packages.
- Don't open sealed packages to count. Use the count marked on the outside.
- Do approximate the length of bulk items such as hoses, wire, etc., where lengths are extensive and too costly to count.
- Don't sight-count open - carton merchandise. Take merchandise out of containers to count.
- Do replace boxes or packages (or items counted) back in original location after counting.
- Don't disturb rotation sequence of items counted that carry assigned shelf life (Add any dos and don'ts not shown above which fit the inventory being taken and delete those that have no relationship).
- Count the inventory. The taking of a physical inventory shall be done in teams. A count team shall include a counter and recorder. As much as possible, members of count teams shall continue to work together throughout the inventory. Counting assignments shall be designated by a clearly defined physical area of the warehouse. The count teams shall count all stock within their area. The counter shall post a tag or card on all items counted to distinguish between counted and uncounted items. To make sure the correct item is being counted, the recorder shall read the complete stock item number, description, size, and color. The counter shall repeat the stock item number. Each recorder shall use a ruler as a line guide to ensure the count is entered in the proper column. The recorder shall record all numbers as neatly and legibly as possible.

The count teams shall pay close attention to the unit of measure to ensure they are counting the correct unit of issue shown on the inventory worksheet.

When an inventory item is not listed on the inventory worksheet, the item description, count, unit of measure, and stock item number shall be written in on the last page. All such write-ins shall be brought to the attention of the inventory supervisor.

Filling of emergency orders during the inventory period shall be strongly discouraged. Requesters shall be asked to leave the order for filling and pickup after the inventory is completed. If the emergency is such that the order must be filled, the inventory supervisor has sole authority to approve this action.

- Verify the count. The inventory supervisor shall assign count teams to check counts at random as well as to check on predetermined items which typically have been a counting problem in the past, have a high unit cost, or are subject to shrinkage. These counts shall be taken on approximately five percent of the stock. The person making the random counts shall record the stock item number, description, unit of measure, and quantity by area of recounted stock. The inventory supervisor shall reconcile this data to the original count; and if there is a difference, another count team shall be assigned to recount the item. If any evidence of a significant count error is detected, the original count team shall be assigned to recount all items within its assigned area.

The audit taken during physical inventory shall ensure that all items are counted uniformly and that an accurate count is taken.

- Perform inventory reconciliation. A report shall be issued at the conclusion of the physical inventory count which includes an explanation of any large differences between the inventory records and the physical count. Reconciliations may be required as a result of material issued from stock but not yet recorded or invoiced, materials-in-process, material on display or in separate areas, material missed during the count, or returned material and material-in-transit. The report shall contain an explanation of all attempts made to reconcile count and book differences. The book balance is the

balance on hand shown on the Stock Control Record or stock status report at the inventory cut-off date.

- **Finalize the inventory.** To obtain the monetary value of the inventory, the inventory items shall be priced out. Use either the average cost method or current replacement cost, whichever is lower. When the average cost method is used, the average cost shall be updated as new receipts occur, or on a periodic basis. The use of the current replacement price generally inflates the inventory value. When required, purchase, MIN/MAX, or days-of-supply level and issue information shall be posted to the inventory worksheets. This information shall be used in the calculation of turn-rates and for readjustments of stock levels.
- **Prepare and submit the final physical inventory report.** Prepare a copy of the inventory procedure, the final inventory monetary value, and the final physical inventory report. The report also shall contain the percentage of variance between the count and book inventories. The maximum acceptable percentage of variance is 5 percent. Generally, the difference after reconciliation shall be from 1 to 3 percent.

Upon acceptance of the final inventory report by management, inventory records shall be changed to reflect actual on-hand balances as verified by the physical count. Units with manual systems shall indicate on the records what adjustments were made as a result of the inventory.

Common reasons for inventory discrepancies are:

- Lack of recording receipts or issues.
- Accidentally placing merchandise in wrong storage areas.
- Recording quantity received without checking actual count before stocking.
- Pulling a larger quantity than asked for.
- Failure to prepare needed paperwork.
- Pilferage.

Only a physical inventory, taken with proper audit control, can certify counts and recommend needed corrections in procedures, record keeping, or security.

22030.11.8.2 Budget Comparisons

Inventory purchases shall be shown as a separate line item in the budget. Purchases shall be made after considering the inventory of expendable goods on hand.

The materials manager shall make a comparison of the budgeted amount, the amount spent on purchases of expendable goods inventory, and the amount of expendable goods issued from inventory. The dollar value of amounts issued shall exceed the dollar value of amounts purchased until long supply is reduced to acceptable levels. Thereafter, the amount issued shall coincide with the amount purchased. In July of each year, the business managers shall prepare a Materials Management Inventory Expenditure Report on amounts budgeted for expendable goods inventory, amounts spent, and amounts issued. The report shall include trends in the level of inventory investment at each facility.

22030.11.8.3 Stock Record Keeping Inspection/Audit

All institutions or facilities shall maintain stock records on inventory items. The materials manager shall visit the institutions periodically to inspect the record keeping system.

The stock records shall be audited to ensure that:

- The Department's criteria for selecting items for continuing storage are used.
- The Department's guide for selecting items for continuing storage is followed.
- The Department's guide for setting stock levels is used.

In addition to stock records, the materials manager shall audit purchase documents, property survey reports, etc., to determine if the Department's Materials Management policies are being followed and the goal and objectives of the Materials Management program are being met.

22030.11.8.4 Comparison of Physical Inventories

Starting with the June 30, 1986 physical inventory of support items including food, miscellaneous feeding supplies, clothing, housekeeping/janitorial, personal care, medical, and office supplies, a copy of all physical inventory data shall be sent to the materials manager. The inventories shall include a physical count, unit price,

maximum supply level, annual demands, issues, receipts, and the ending book on hand.

Starting on July 30, 1990, a maintenance item physical inventory shall be conducted and include a physical count, the unit value of each item, extensions and the total value of each item, and extensions. Subsequent inventories shall require a physical count, unit price, maximum supply level, annual demands, issues, receipts and the ending book on hand. This data shall be compared to the base inventory data, by the materials manager, to determine progress towards improved materials management.

Over a period of seven years, the long supply of expendable materials shall be exhausted; therefore, each subsequent inventory shall indicate:

- A reduction in the inventory investment (adjusted for the inflation rate and population fluctuations).
- Reduction in the number and variety of different items held in warehouses and storage areas.
- Reduction in the amount and number of items that are in long supply in the support, maintenance, and property storage areas.

22030.11.8.5 Inventory Reports Statewide Inventory Management Program (SIMP)

In addition to the base inventory, at the end of the fiscal year, a physical inventory shall be taken and input to the DGS, Office of Procurement, SIMP. The required inventory data shall be entered on the worksheets (SLH Form 912 provided by SIMP). The completed worksheets shall be sent to the SIMP and to the Department's Materials manager, ASD; and a copy shall be retained by the facility.

Each institution or facility worksheet shall list the specific items stored in that location. When the completed worksheet is received by the Office of Procurement, the inventory information shall be fed into the SIMP computer system.

The Department's participation in the SIMP inventory program shall be in two phases. Phase I began with a support warehouse inventory in fiscal year 1985-86. Phase II shall bring the maintenance inventories on line beginning in fiscal year 1989-90. Those facilities that now have an operational maintenance inventory control program in use shall be input first. It is anticipated that facilities that do not have an operational maintenance warehousing program shall be phased into the SIMP system during fiscal year 1990-91.

After the second physical inventory is in the SIMP system, management reports shall be produced to monitor and measure the effectiveness of the program. This system shall provide the Department with the following information:

- The Department's expendable goods inventory investment, by warehouse and stock item.
- An increase or decrease in the inventory investment and at what rate.
- Stock turnover/ratio.
- Identification of items in long supply or excess.
- Deviations of physical inventory counts when compared to stock record counts.

22030.11.8.6 SLAMM Statewide Physical Inventory Report

Guide to using the SLH Form 912, SLAMM Statewide Physical Inventory Report:

Area of "SLAMM Statewide Inventory Report"

Warehouse number - a number consisting of a five-digit agency billing code and a three-digit warehouse code. These codes are assigned by the SIMP Unit and shall be preprinted on each page of the worksheet.

Physical inventory date - the date of the inventory shall be entered by the SIMP analytical staff. This is a six-digit field that shall be hand-coded by the SIMP staff to ensure the inventory data is matched exactly with all previous inventories in their system.

Name, address, city, zip code - agency name and current address shall be preprinted on the first page of the inventory worksheet.

Stock number - a 12-digit PIN stock item number shall be printed in numerical sequence for each item maintained as an authorized stock item.

Description - a commodity description shall be printed for each stock item number from the PIN stock item master file.

Max-inventory, quantity-of-supply - enter the maximum supply level quantity. The R/O entry shall list the number of days supply for each component of this supply system.

Mode - the unit's current type of supply method is indicated by a preprinted X below either R/O or M/M.

Stock type (ST) - items determined to be either regular or contingency (emergency) stock shall be indicated by a preprinted R or C symbol.

Acquisition code (AC) - indicates the source or method for acquiring

a stock item. The various codes and their meanings are listed in the PIN Stock Item Catalog. This information is preprinted from the PIN stock item master file.

Count - enter the total count on hand for each item at the time of the physical inventory. All count entries shall be in the unit of measure printed on the worksheet. Do not include fractional quantities.

Unit of measure (UM) - this is the standard issue unit of measure.

The units of measure shall be preprinted for each stock item listed on the worksheet.

Unit cost - enter the latest cost for each item. Unit price shall be expressed in the same term as the unit of measure.

Demand - indicate the number of requests for the item for the past 12 months.

Issue - enter the total quantity issued for the one-year period starting on the date of the last physical inventory that was input to SIMP.

Receipt - enter the total quantity received during a one-year period starting on the date of the last physical inventory that was input to SIMP.

Book on hand (O/H) - enter the quantity shown on the Stock Control Record at the time the physical inventory begins (i.e., current balance on hand).

When the preprinted field information is in error or differs from the information contained on your records, do not make any notations or changes on the worksheets. These items shall be treated as add-ons and listed separately on blank worksheets for the creation of new PIN numbers for your inventory.

22030.12 Property Management

The property unit shall provide input data and maintain property inventory records on all items meeting the criteria for property accounting. From this data, department management shall be guided and assisted in the following:

- Establishing equipment maintenance schedules.
- Determining property inventory needs based on expected obsolescence or probable ending of its useful life.
- Assisting budget staff in determining items to be budgeted.
- Maintaining an accurate record of property held accountable to the department or unit.
- Providing sufficient data to determine if there is surplus property and locations needing property.
- Providing a sufficient data base to draw information for routine or special reporting.
- Maintaining a functional inventory tool for all users.

Stock Records

For departmental property inventory control purposes, unit stock records shall be maintained on all state-owned items that meet any of the following requirements:

- Has a normal useful life of at least four years;
- Has a unit acquisition cost of at least \$500; or
- Is defined as sensitive property.

22030.12.1 Sensitive Property

Sensitive property is any highly desirable and portable item, including expendable material. Sensitive materials include any items that possess a value because of:

- Procurement restrictions.
- Restricted use or possession of the item to certain people or functions.
- Potential for sale or barter.
- Uniqueness.
- Availability.
- Ability to be transported easily without detection.
- Desirability for personal use.

Examples

Some sensitive items are the following:

- Adding/calculating machine.
- Binoculars.
- Boat/canoe.
- Breathing apparatus.
- Calculators.
- Calibrator, gas voltage.

- Cameras.
- Cutters, pipe/bolt/torch.
- Detectors, bomb/infrared/metal.
- Dictation equipment.
- Drill, electric.
- Dynamometer, hand held.
- EDP hardware.
- EDP software.
- Edger, lawn.
- Embossing machines.
- Engraver/etcher.
- Fluoroscope.
- Keyboard, electronic.
- Lens, projector/camera.
- Light, timing (auto).
- Microphone.
- Microscope.
- Microwave oven.
- Monitor/TV audio.
- Mower, lawn.
- Musical instruments.
- Ohm meter.
- Oscope/oscilloscope.
- Projector (portable).
- Paging system.
- Player, audio/video.
- Punch/die set (complete).
- Recorder, audio.
- Router.
- Razor, electric.
- Sander, belt/disc.
- Saw, circular/jig/saber.
- Scope, spotting.
- Stop watch.
- Strobe, camera.
- Telescopes.
- Televisions (portable).
- Tool sets (complete).
- Tester, voltage/transistor.
- Typewriters.
- Weapons (includes pistol, rifle, shotgun, speed loader, scopes).

22030.12.2 Budgeting for Property

For budget purposes, property shall meet the following three requirements:

- Have normal useful life of at least four years.
- Have a unit acquisition cost of at least \$500 (e.g., four identical assets which cost \$300 each, for a \$1,200 total, would not meet the requirement).
- Be used to conduct state business.

22030.12.3 Property Identification Numbers

Each item of state-owned property shall bear an identifying number, either by decal or engraving. The manufacturer's serial number for typewriters, computers, calculators, etc., shall not suffice for purposes of identification.

Property numbers are assigned to property as it is received. When the property is received from the vendor and prior to moving the item from the point of delivery, the property controller shall assign a property tag that indicates the division or unit to which the property belongs and a specific number that shall be affixed to the item.

Property is tagged to designate the assets as belonging to the state. Property tag or engravings shall be placed so that they are in plain sight and easy to read.

When a computerized bar code system is in effect, an optical scanning identification decal can be substituted for the traditional property tag now in use.

To the extent possible, all property shall be tagged on the front, left-hand corner of the item. The identification number/tag shall not be changed unless transfer occurs between divisions or institutions. If the property tag is destroyed, lost, or marred beyond recognition, a substitute number shall be supplied upon request.

22030.12.4 Adhesive Tags

This type of tag includes tags manufactured from thin gauge metal, plastic, or other materials that are attached by use of an adhesive. These tags are for general purpose use and shall be used whenever practical. All tags shall be 1 1/2" x 3/4" as illustrated below. Tags shall be numbered sequentially.

State of Calif.
Corrections
Administration
15476

Tags are not required for the following:

- EDP software. However, locations having EDP software shall maintain an inventory listing of that software to ensure both accountability and security for state property.
- Furniture such as desks, chairs, bookcases, file cabinets, etc. that do not meet the criteria for property accounting.

22030.12.5 Stock Records

The Department shall maintain inventory control records on all property that meets the criteria for strict accountability. The following information shall be input into the inventory control record system when property is acquired:

- Acquisition date.
- Property description.
- Property identification number.
- Cost or other basis of valuation.
- Owner fund.
- Rate of depreciation (or depreciation schedule) if applicable.

The Department shall maintain stock records of property on a STD Form 153A, Property Record Card or on an automated property accounting system.

The STD Form 153A is a multi-part form to be used to provide information in three different sequences. They are as follows:

- Property identification number.
- Description, brand, serial number.
- Location/custodian.

The property stock records shall provide the Department with a method of determining the quantity, value, and location of property items.

22030.12.6 Physical Inventory of Property

The Department shall conduct a physical inventory on all property and reconcile the inventory with accounting records at least every three years. Inventory counting does not need to be performed at one time. Units may take a rotating inventory according to an inventory calendar.

Units shall develop and carry out an inventory plan that shall include:

- Inventory taking.
 - Time schedule.
 - Count procedure (type of listing or count sheet to be used).
 - Count assignment (statement of who shall take the inventory at the times and locations scheduled).
- Internal control.
 - Inventories shall not be exclusively controlled by the custodian of the property records.
 - Worksheets used to take inventory shall be retained for auditing purposes. The worksheets shall show the date of inventory and the name of the person taking the inventory.
 - Physical inventory records shall be retained until the inventory reconciliation is completed.
 - The person in charge of the storeroom, if one is used, shall not be in charge of maintaining the inventory records nor the taking of physical inventory in that location.
- Reporting and approval of inventory adjustments.
 - Adjustments and reconciliation of the records shall take place after the physical count has been completed.
 - Review and approval of all inventory adjustments shall be made by the business managers at the institutions or section chiefs at all other Department facilities. This review and

approval shall be documented on a STD Form 157, Property Listing Adjustment Sheet.

For any move of an office from one building to another, an inventory shall be conducted on property items prior to and after the move is completed. This shall ensure that all property is accounted for and that property records are updated and the move completed as planned.

22030.12.7 Storage of Property

At least annually, a review shall be made of all property storage areas to determine the need to maintain property and what is surplus or excess to the needs of the facility. Every effort shall be made to reduce the amount of warehoused property that could be used by another division or at another location within the Department and to reduce the amount of space required for warehousing.

The Department may store a maximum of five complements of office furniture at any facility it leases or owns. A complement of office furniture consists of the following:

- One desk.
- One swivel chair.
- Four side chairs.
- One work table.
- One credenza.
- One bookcase.
- One typewriter.
- One calculator.

If these amounts of furniture are exceeded, each facility shall state in writing why they need to store used office furniture, how many complements shall be stored, and how long they shall be stored.

22030.13 Surplus and Obsolete Property

Each departmental facility maintaining warehouse inventories shall develop a viable program for disposal of surplus material.

- Each facility shall establish a property survey board which shall determine whether items are surplus or obsolete and the methods to be used to dispose of the items.
 - The property survey board shall be composed of several section chiefs and chaired by a Correctional Administrator.
 - The board shall meet at least quarterly to make management decisions concerning disposal of surplus and obsolete material.
 - The goal of all property survey boards shall be to reduce the inventory investment and storage costs and to make storage space available for other functions.
 - A property controller shall identify and dispose of material.
- Several methods shall be employed to determine surplus, obsolete, or discontinued material.
- Frequent inventory appraisals shall identify potential surplus conditions before they become real, by acknowledging the trend toward a slow or no activity status or an increase in inventory.
 - Stock records shall be used to determine when items are no longer in demand and should be removed from inventory.
 - Staff shall try to be aware of changing technology that contributes greatly to the stockpiling of obsolete and surplus material.

Staff shall promote common parts usage to limit the total number of probable inventory items or urge a limitation of the variety of items.

In plant operations, warehouse staff shall be promptly informed when equipment is pulled out of service so that repair parts for this equipment can be disposed of and removed from the inventory.

All items identified as surplus or obsolete by the property survey boards shall be listed and submitted to the Department's materials manager for review and analysis. The listing shall include a full description, age, condition, value at the current replacement cost, and the approximate area where the item is located in order to determine the most effective method for disposal of the property and to provide data on inventory reductions to the DGS' Statewide Materials Inventory Management Program.

Under no circumstances shall material, tangible or intangible, be disposed without proper documentation. A Property Survey Report, (STD Form 152), shall be prepared for all transactions involving material disposal and shall be approved in advance by the Department's Materials Manager and the Office of Procurement's State Surplus Program. The Department's Materials Manager and the State Surplus Section shall instruct the facility to:

- Transfer the material to another facility within the Department; or
- Transfer the material to another state agency; or

- Make a diligent effort to secure at least three competitive bids and sell the material.

When materials are transferred to other state facilities including those within the Department, a STD Form 158, Transfer of Location of Equipment shall be prepared and distributed according to the instructions on the form.

22030.13.1 Public Sale

Whenever public sales are conducted, a system of checks and balances shall be used. This shall, at a minimum, consist of having separate persons handle the sale and the collection of funds.

Three methods can be used to dispose of surplus property through public sale:

- Sealed bid.
- Auction.
- Fixed price.

The best method is the sealed bid. Historically, this method had the highest monetary return. A diligent effort shall be made to secure at least three competitive bids. If three competitive bids cannot be obtained, a list of the firms or individuals that were solicited shall be prepared and signed by the employee soliciting the bids. The bid solicitation list and the bids received shall be attached to the property survey report.

When material is to be disposed of at a public sale, public notices shall be given. The public notices shall consist of:

- Newspaper ads.
- Notice of sale posted in public places.
- Mailings to interested businesses and individuals.
- Announcements on employee bulletin boards.

Public sales shall be announced a minimum of one week prior to the sale. Notices in newspaper ads shall run a minimum of three days.

An ample quantity of Notice of Sale flyers for distribution to prospective bidders shall be supplied to the unit where the sale material is located. The bid due date shall be set far enough in advance to allow ample time for advertising, bidder's inspection of items, and preparation of bids.

State employees may participate in public sales providing they do so in the same manner as the general public. Employees shall not use their position, office, or prestige to their advantage when participating in sales of materials and shall not participate on state time.

The terms and conditions of a proposed sale shall be prepared in advance of the sale and made available to prospective bidders at the time of the sale. A copy of the terms and conditions shall be posted at the sale site.

The terms and conditions shall contain the following information:

- When and where material offered for sale may be inspected.
- Bidding procedures, including bid closing time and date.
- Bid opening time and date including statement as to how successful bidders shall be notified.
- How, when, and where successful bidders shall make payment including a statement regarding sales tax.
- Time limit for successful bidders to pick up items.
- Other bid conditions including any other relevant information and the following statement:

The items are being sold as is and where is. Verification of the description and condition is the responsibility of the bidder. All sales are final. The State of California reserves the right to reject any or all bids or to waive any defects or irregularities therein. Minimum bid amounts, when indicated, shall be applicable.

The State of California makes no warranty, either expressed or implied, as to the condition or completeness of the equipment being sold nor does the equipment necessarily meet CAL-OSHA Standards, Orders, or Regulations.

After the successful bidder has paid for the items and presents their receipt, the bidder shall be requested to sign an appropriate delivery receipt to signify that they have received the property. When scrap and junk is being sold, the person taking delivery shall either sign a delivery receipt or give the agency a receipt indicating the type and quantity of material removed from the premises.

After the sale of property is completed, the amount of cash received shall be recorded on the approved copy of the property survey report.

The approved copy shall be retained by the organizational unit conducting the sale.

22030.13.2 Other Methods of Disposal

When a transfer of material is to be made to another facility within the Department or to another agency, the following shall be clearly understood and agreed upon by both units:

- Description of items to be shipped.
- Quantity to be shipped.
- Price.
- Method of and who shall pay for shipping.

Whenever material is disposed of by some means other than transfer or sale (junked, hauled to the dump, scrapped, dismantled for salvage) the property controller or section chief shall certify in writing that the disposition described has been accomplished. The certification may be made on the property survey report (PSR) or on a separate piece of paper that shall be attached to and filed with the PSR. When material is disposed of at a public dump site, a signature shall be obtained from the disposal site operator or attendant indicating that the property listed was disposed of at the site. If the dump site is unattended, the employee disposing of the property and the property controller shall sign and certify that the disposition described was accomplished.

Every effort shall be made to follow state and departmental policies, guidelines, and procedures when disposing of state-owned property.

22030.14 Department Management Reports

The materials manager shall prepare annual reports for management at each institution or facility where major materials management functions are performed. The analysis report shall be an evaluation of the effectiveness of each institution's or facility's materials management program and shall include recommendations for improvement, when necessary.

22030.15 Revisions

The Deputy Director, ASD, or designee, shall ensure that the content of this section is accurate and current.

22030.16 References

GC §§ 11330 – 11335.

GC § 14675.

SAM §§ 0510, 1690, 1691, 1694, 1695, 3520, 3535, 3536, 4174, 4175, 5901, 5953, 5952, 5952, 5952, 8621, 8640, 8643, 10220,

PCC § 10334.

ARTICLE 13 — CONTRACTS

Revised July 30, 2010

22040.1 Policy

The Department shall enter into contracts in accordance with the provisions of the State Administrative Manual (SAM), the Public Contract Code (PCC), the Government Code (GC), the Labor Code (LC), the State Contracting Manual (SCM), the Penal Code (PC) and all other applicable State law and regulations.

22040.2 Purpose

This Article describes departmental policy for processing contracts with the exception of those contracts which are subject to the provisions of PC § 7000 et seq. (i.e., masterplan construction).

22040.3 Responsibility

The Deputy Director of the Office of Business Services (OBS) acts as the Procurement and Contracting Officer (PCO) pursuant to the PCC § 10333 and 10351-2, and SAM § 1208 on behalf of the Secretary of the California Department of Corrections and Rehabilitation (CDCR), and delegates signature authority for approval for contracts to the Contracts Management Branch (CMB) managers.

The CMB of the Office of Business Services shall administer all contracts through execution into by the Department in a manner which:

- Conserves the financial interests of the State.
- Prevents thriftless acts or expenditures by employees of the Department.
- Ensures compliance with applicable laws, rules, and regulations of the Department.

The CDCR receives an exemption every four years from the Department of General Services (DGS) to execute contracts up to a certain dollar amount. All contracts exceeding the specified dollar amount must be approved and executed by DGS. The contracts executed by the CDCR are subject to approval by the DGS per PCC § 10335. The exemption is in addition to contract exemptions set forth in the SCM.

The Enterprise Information Services (EIS) Division of CDCR is responsible for the acquisition and maintenance of information technology (IT) goods and services.

The California Prison Health Care Services (CPHCS), the receivership established by the federal courts in June 2005 as a result of the Plata v Schwarzenegger lawsuit, shall administer all adult inmate medical and related services, e.g., nursing, pharmaceutical, and laboratory services contracts of the CDCR.

The DGS is the State agency, which exercises supervision over contracts entered into by State agencies and departments. DGS reviews contracts to ensure that the best interests of the State are preserved; that agencies of the State are complying with applicable laws, rules, and regulations; and expenditures are fiscally responsible while meeting the needs of the State.

The Department of Finance (DOF) and the DGS have general powers of supervision over matters concerning the financial and business policies of the State and shall institute investigations and procedures deemed proper to conserve the rights and interests of the State.

The Office of the Attorney General (AG) will review and approve any public works construction projects exceeding \$250,000 (adjusted periodically by the DOF to reflect the percentage change in the annual California Construction Index) and executed under PC § 7000.

22040.4 Contract Process

The CMB shall administer all non-IT service contracts, including the competitive bid and non-competitive bid (NCB) processes, for Adult Institutions, Division of Juvenile Justice (DJJ) facilities, Adult and Juvenile Justice Parole Divisions, and Adult and Juvenile Justice Headquarters Programs. Service and Expense orders can be utilized to obtain informal services not to exceed \$4,999.99 (excluding tax) for a twelve-month period.

Contract processing time can vary significantly depending upon the complexity and volume of contracts and the various control agencies involved in the approval process. Programs shall follow the OBS established contracting guidelines to allow enough lead time for necessary approvals before the effective date of the contract.

All requests for contracts shall be initiated by the program/institution on a Purchase Requisition (PReq) through the release process to the CMB in Systems, Applications, and Products (SAP).

22040.5 Emergency Contracts

Emergency contracts which are necessary for the immediate preservation of life or State property are exempt from advertising.

The definition of what constitutes an emergency is contained in two separate sections of the PCC.

- Section 1102 addresses emergency services and,
- Section 10122 addresses emergencies for construction and public works.

Emergency contracts are designed to provide immediate services needed to mitigate an emergency and cannot be used to complete an entire project or provide on-going services unless mitigating efforts are insufficient to address the emergency. State of California contracting rules and regulations require a competitive bidding process to obtain a contract for projects and on-going service needs. Under an emergency situation, informal bids (minimum of three) may be obtained by telephone and work may begin without an executed contract if the contract has been verbally authorized by someone with Department authority to authorize the initiation of an emergency contract. However, a full explanation of the emergency and a justification for the contract price shall be included on the Agreement Summary (STD. 215).

Examples of acceptable emergency contract situations include:

- Institutional security failures such as gates, fences, security systems (i.e., lethal electrified fence, shaker fences, cameras, etc.).
- Failure of other critical building/site components or systems required to maintain staff, inmate, and public safety and licensing.
- Utility failures such as loss of power, potable water, wastewater.
- Failure of essential central plant services such as HVAC, steam, hot water.
- Loss of fire protection or other essential life safety systems.
- Loss of essential food services.
- Unanticipated loss of janitorial services that impact the immediate health and safety of staff.

- Identification of toxic mold within the premises that must be remediated to protect the health and safety of staff.

Examples of unacceptable situations for using the emergency contracting process include:

- Building system or component renewal beyond what is required to address the immediate failure or condition.
- Scope of work activity beyond the acceptable immediate emergency condition as demonstrated above.
- Restoration or replacement of a building system or component beyond its original design capacity.
- Instances in which the requesting institution or program failed to adequately plan for required services.

The PCC allows exceptions to the competitive bidding requirement in true emergencies. However, emergency contracts are not exempt from all other contracting requirements including a valid business license, insurance coverage certificates, and payment bonds, payment of prevailing wages and DGS/Office of Legal Services (OLS) or AG approvals.

22040.6 CDCR Purchase Requisition (PReq)

The responsible program shall complete and submit a PReq in SAP, including all required contract documents and forward to the CMB.

22040.7 Agreement Summary (STD. 215)

The CMB shall prepare the Agreement Summary (STD. 215), in accordance with the OBS Contracting Guidelines and the SCM.

The CMB will obtain the approval of the contract's funding on the STD. 215 from the approving authority within the program. The approving authority will be the same program representative authorized to approve a PReq in SAP.

22040.8 Appropriate Signatures

Upon return of the contract from the contractor, the CMB shall obtain the appropriate departmental signatures and, if required, control agency review and approval. Signature authority for Service and Expense Orders not to exceed \$4,999.99 (excluding tax) for a twelve-month period has been delegated to designated individuals at adult institutions and DJJ facilities.

22040.9 Amendments

An executed contract cannot be changed except by formal amendment. An amendment is required when any of the following proposed changes to an executed contract are required:

- Change in the scope of work.
- Change in contract term (if original contract allowed for an extension).
- Increase or decrease in total funding for any one fiscal year.
- Salary increases over 15% of the budgeted high salary range.
- Increase in the total Personnel category greater than 15%.

If a contract needs to be amended, the original PReq must be amended to reflect the changes in SAP by the responsible program. The responsible program shall prepare and provide all required documents by attaching them to the PReq in SAP. Amendments must be requested to allow sufficient time for processing, as detailed in the OBS Contracting Guidelines.

A contract that has expired or been terminated cannot be amended.

Both contracting parties shall approve contract amendments. If the original contract required DGS approval the amendment shall also require DGS approval, except, to extend the original contract term for a period of one year or less.

A NCB may be required to amend a contract under the following circumstances:

- If the original contract was let via the NCB process.
- The amendment changes the scope of work.
- The amendment increases the dollar amount by 30% or more of the original contract amount, not to exceed \$250,000, and there is no change to the scope of work.
- The amendment extends the term of the contract and adds money.

The date of the amendment shall be prior to the expiration date of the original contract.

A budget change between line items does not require a contract amendment if the change:

- Is 15 percent or less of the total amount of the contract or such other percentage as specified in the contract.
- Does not increase the total amount of the contract.
- Does not significantly modify the original intent of the contract.

The amendment will clearly state all changes to the original contract and incorporate any changed exhibits or attachments.

22040.10 Contract Content

All documents shall be executed before the date of performance. No back dated documents are authorized except as provided under emergency situations. (See Department Operations Manual (DOM) § 22040.5.)

All contracts must contain the following information:

- An accurate identification of the parties.
- A complete scope of the work, service, or product to be performed, rendered or provided.
- A clear statement of the basis of payment and the maximum amount to be paid.
- The period of time for performance or completion of the contract, including beginning and ending dates.
- Restrictions on payment of mileage, per diem, and transportation governed by the Department of Personnel Administration (DPA) regulations for non-represented State employees or University of California for contracts with California State higher education institutions.
- Legal clauses, language, or formats when applicable for specific classes of contracts; e.g., public works, consultant, personal services, etc.
- Signature by a person for each party who is authorized to bind that party.

22040.11 Term of Contract

Contracts for services should normally not exceed two years, unless there is statutory authority for a longer term or a substantial written justification demonstrates a business need for a longer term.

Contracts for more than one fiscal or calendar year shall be bid on a multi-year basis; that is, a two-year contract shall include a total dollar amount for the two years which is not subject to year-to-year increases or negotiation.

Contracts bid or written on a multi-year basis to secure a rate/cost for the entire period of the contract shall have a termination clause for the State only.

22040.12 Execution of Contract

A fully executed contract shall have original signatures of the contractor, the CMB manager, DGS, or other approving authority. Contracts must also be approved and released within the SAP program.

Under no circumstances can a contractor commence services before a fully approved and executed contract is received by the contractor. However, under an emergency situation work may begin without an executed contract if the contract has been verbally authorized by someone with Department authority to authorize the initiation of an emergency contract. (See DOM § 22040.5)

Backdating of a contract is prohibited.

The risks associated with a contractor commencing services without an executed contract include:

- Inability of the State to hold the contractor accountable for poor, insufficient, or incomplete work;
- Inability to pay the contractor for work performed;
- A possible 15 percent penalty fee of the total costs of claims filed against the Department with the Victims Compensation Government Claims Board added to the total cost of the claim and charged to the program; and-
- Potential loss of qualified contractors for future work.

22040.13 Payments

Provisions for payment shall be clearly defined in the contract.

Advance Payments During Contracts

Advance payments are allowed only to community-based, private, non-profit agencies, and to public agencies. If an advance payment is essential for the effective implementation of a program and funds are available, an advance may be granted. The program and or contractor may request that the contract be written to allow advance payment.

Determining Need

Program and contract staff shall jointly determine the need for advance payment based upon a review of the contractor's most recent financial statements, budget, and audit report by an independent accountant or other comparable financial information.

The determination shall be based on the following factors:

- The percentage of the contractor's total operating budget to be funded by the contract.
- The extent to which the contractor is dependent upon voluntary contributions from individuals.
- The extent to which the contractor receives financial support from other governmental organizations, private commercial firms, and fund-raising organizations, such as United Way.
- The ability of the contractor to repay the advance from other income.

Proof of Non-Profit Corporation Status

The contract with a community-based, private, non-profit agency shall provide that the agency submit proof of non-profit corporate status to the Department before advance payment is made.

This proof shall be reviewed by the CMB staff and be retained in the contract file.

Granting Advance Payments

Advance payments to a community-based, private, non-profit agency may be granted by the Department for contracts of \$400,000 or less; for contracts over \$400,000, an advance may be granted only with prior DOF approval.

Advance payments may also be granted to any "Public Agency" and shall be repaid in accordance with the provisions of the contract.

"Public Agency" includes any State or federal agency, county, city, or public district of the State of California.

Fidelity Bond

The contract shall include a requirement that the agency and its representatives who, in any way, handle financial transactions related to the receipt or disbursement of funds provided by the contract shall be covered by a fidelity bond equal to at least 50 percent of the total amount of the contract.

22040.14 Contracting Parties

Type of entity shall be clearly defined (partnership, corporation, etc.). Full name of contractor and contractor's business address shall be included in all contracts.

22040.15 Termination Clause

A termination clause allowing the Department to terminate the contract with a 30-day written notice to the contractor shall be included in all contracts. A 30-day termination clause may be included in public works contracts if it is considered to be in the best interest of the State.

22040.16 Additional Considerations:

Travel or Per Diem

Travel expenses and per diem rates for contracts with consultant services, legal services or a cost reimbursement budget shall be set at the rate specified by the DPA for similar employees or verification supplied that such rates are not available to the contractor.

Consultant Contract

A consultant cannot commence services before a fully approved and executed contract is received by the consultant. The exception is an emergency, as determined by the Department, where the use of contracted services appears to be reasonably necessary but time did not permit the obtaining of prior formal approval of the contract.

Backdating of a contract is prohibited.

Contract/Contractor Evaluation (STD. 4)

Upon completion of a consultant contract, the responsible program shall prepare the STD. 4, and submit it to CMB within 60 days of the expiration date of the contract. The CMB shall forward the STD. 4 to the DGS.

Progress Reports

All consultant contracts shall provide for a series of progress reports or meetings of at least once a month to allow the Department or program to determine if the consultant's service is meeting the specific problem, administrative requirements, or program needs and is on schedule.

Funds

Each contract shall state that it is subject to the availability of funds.

Local Government

When one of the contracting parties is a county, city, district, or other local public body, the contract shall be accompanied by a copy of the approved resolution, order, motion, or ordinance of the local governing body by law having authority to enter into the proposed contract, approving and authorizing execution of the contract.

The CMB will obtain a copy of the resolution, order, motion, or ordinance on behalf of the Department.

Responsible programs shall consider the time involved in obtaining the resolution when planning their contract start date.

Departmentally Authorized Signature

A Legal Office Form (LO) 33, Signature Authority Card, shall be submitted in triplicate and forwarded to the CMB. After approval and signature of the OBS Deputy Director or designee, the completed card is distributed as follows:

- The requesting program
- CMB
- Claims Audit, State Controller's Office (SCO)

22040.17 Distribution of Contracts

The CMB shall mail an original copy of the contract to the contractor. When contracts are approved and are ready for distribution, notification shall be made to the requesting program, headquarter or regional accounting office, and the SCO. The executed contract is also placed in SAP for the headquarter or regional accounting office to retrieve. If a contract has been approved by DGS they will provide a copy of the contract to the SCO.

22040.18 Developing a Contract Budget

All contracts shall contain a budget itemizing the expenses involved with the contract.

Basic components of a budget could include:

Personnel Services

- Salaries and benefits of the staff involved with the contract performance

Operating Costs

- Postage
- Printing
- Travel
- Office supplies

Reimbursable Costs

- Bookkeeping services
- Computer services
- Training consultants

When the contractor submits a budget for contracts not required to be bid or for amendments, program staff shall verify the line item amounts in each component to ensure the total budget does not exceed the specified contract amount.

22040.19 Consultant Progress Payments in Contracts

Progress payments authorized within a consultant contract shall comply with the provisions of PCC § 10346.

When progress payments are authorized, not less than 10 percent of the contract amount shall be withheld pending final completion of the contract. However, if the contract consists of the performance of separate and distinct tasks, then any funds withheld with regard to a particular task may be paid upon completion of that task.

22040.20 Small Business Preference in Contracts

The small business preference applies for competitive solicitations regardless of the solicitation format or dollar value with few exceptions. The exemptions to the Small Business (SB) preference are Interagency Agreements, contracts or purchases with any government agency (including cities, towns, colleges, universities, etc.), federally funded contracts, and Joint Power Agreements. The SB participation goal has been established for all contracts by Executive Order S-02-06. It is the commitment of the Department to provide SBs with the opportunity to participate to the maximum extent feasible in the performance of contracts and subcontracts.

22040.21 Disabled Veterans Business Enterprise Participation Requirements

The CDCR is committed to achieving the legislatively established goal for the participation of disabled veteran-owned businesses in procurement and contracts to the fullest extent possible. The CDCR may establish Disabled Veterans Business Enterprise (DVBE) participation requirements on individual contracts.

The DVBE program policies and procedures seek to achieve the established statewide annual minimum goal in the performance of contracts. All managers, procurement officers, and contract officers are responsible for implementing those policies and shall exert maximum efforts to successfully achieve the legislatively established DVBE goal.

22040.22 Termination of Contracts

The State may terminate a contract for any reason other than failure to perform services as long as the 30-day termination clause is included in the contract language. A notice of termination shall be written to the contractor giving at least 30 days notice by the CMB.

Failure to Perform

Termination for failure to perform services specified in the contract may occur immediately under the provisions of the contract. Prior to termination, the contractor shall be given a reasonable amount of time in which to improve the services. After a written notice to improve is given and services have not improved, the contract may be immediately terminated.

The CMB contract analyst will process all contract terminations. Copies of any prior correspondence to the contractor shall be forwarded to the CMB. The written notice of termination shall indicate the specific provisions that were not adhered to.

22040.23 Competitive Bidding (Non-Public Works)

To the greatest extent possible, engage in competitive bidding.

At least three competitive bids or proposals shall be secured on all contracts except those specifically exempted in GC § 14825 and PCC § 10348. Exceptions to a minimum of three bids are listed in SCM § 5.08A and SCM § 5.10B.

All bids/proposals received and all related correspondence and documents shall accompany the contract for final approval.

22040.24 Revisions

The Deputy Director, Business Services or designee shall be responsible for ensuring that the contents of this Article are kept current and accurate.

22040.25 References

SAM §§ 1200, 1208, and 1216 et seq.

PCC §§ 1102, 10122, 10333, 10335, 10340, 10346, 10348, 10351, 10352, and 10371

PC § 7000, et seq.

GC § 14825

SCM §§ 2.05, 2.06, 2.06D, 2.07, 3.02, 3.07, 3.09, 3.10, 3.11, 3.12, 3.17.2, 4.05, 4.10, 5.08, 5.08A, 5.10B, 5.60, 5.75, 5.80B2, 6.00, 7.15, 7.25, 7.30, 7.32, 7.40, 7.80, 7.85, and 9.12

ARTICLE 14 — FIELD OFFICES

Effective January 18, 1990

22050.1 Policy

The Department shall enter into leases for field offices in a manner which focuses on the greatest accessibility to service the public and client population with the least hardship on staff and community while adhering to budget constraints.

22050.2 Purpose

This section describes the process involved to lease, relocate or equip any field office of the Department that is not geographically located within Headquarters space.

- This section shall use a parole field unit as an example to illustrate the step-by-step acquisition process and subsequent operational requirements.

22050.3 Definition

The term "field office," for purposes of this section, is synonymous with and shall include any divisional unit, subunit, office, suboffice, or annex identified on the departmental organization chart, and that is physically located in another building, warehouse or trailer outside of the headquarters building and institution property.

22050.4 Establishing Need for New Field Office Space

The need for expansion or relocation is based on criteria specific to the type of office affected. For instance, the need for new parole field offices is based on OBIS parole population projections broken down by counties and on local information about client population collected by unit supervisors. Expansion needs for a parole unit is also directly related to the creation/proposed creation of new staff positions to manage client population increase.

22050.5 Acquisition Process

The process involved in the acquisition of new or additional field office space is the same for all Department programs and are as follows:

The compiled information supporting the need for expansion must be submitted to the BSS by the divisional head. In the case of paroles, the RPA submits the request and supporting materials to the Department's Business Services Unit by the Deputy Director, P&CSD, who signs the memo giving approval or rejects the request.

Request

The written request shall contain the following information based on a two-year projection:

- Justification for acquiring a new location.
- Geographic boundaries within which the proposed office is to be located.
- Staff, equipment, and other special requirements.

- All other pertinent data ensuring compliance with departmental and local community needs and ordinances.

Area

The Business Services Officer assigned to the area/region of the proposed office site shall prepare the following:

- A Standard (STD) Form 9, Space Action Request.
- A General Services (GS) Form 4083, Space Planning Data Chart which contains staffing proposals and other office necessities.

The Assistant Deputy Director, Financial Management and Support Services, approves or disapproves the STD Form 9. If approved, Business Services shall submit along with the STD Form 9, the GS Form 4083 to Office of Real Estate and Design Services (OREDS) for:

- Review.
- Advertising.
- Site search.
- Lease Negotiation.
- Lease Preparation.
- Physical layout of space.

22050.6 Furniture and Equipment

The following actions initiate furniture and equipment procurement:

- Upon completion of lease preparation, OREDS prepares a Lease Project Memorandum (OREDS Form 6) and sends it by Business Services to the Assistant Director, Financial Management and Support Services for review and approval.
- Business Services shall mail an informational copy of the OREDS Form 6 to the division's Support Services Unit.
- The staff services analyst of the affected region shall immediately prepare a request for equipment (STD Form 5), and send it by divisional headquarters to Business Services for processing.
- At this time, Business Services shall also complete a request for telephone services (STD Form 20), security systems, and moving services.

DOM 22030, Materials Management, discusses furniture/equipment procurement in detail.

22050.7 Site Selection

Appropriate field staff shall participate in the inspection of the proposed office sites and indicate their preference, and reasons for rejecting the other sites. Final site selection shall be determined by OREDS and the Department based on:

- Cost factors.
- Accessibility to public and client population.
- Other relevant factors (e.g., proximity to law enforcement, ventilation, location of emergency evacuation routes, etc.).

22050.8 Lease Finalized

OREDS shall send a lease agreement to the lessor and, upon receipt of the signed lease, forward a copy to the Departments BSS. Business Services, if so requested, shall forward a copy of the lease to the affected region.

After alterations to conform the acquired space to Department's requirements are completed, a final walk-through is conducted by OREDS, Business Services, and the appropriate field staff.

22050.9 Occupation Process

Business Services shall arrange for the mover as follows:

- If there is a state master agreement with a specific mover in the area of the new office location, the Business Services Unit shall follow the procedures outlined in that agreement.
- If there is no state master agreement and the move will cost \$500 or more, the move must be advertised in the State Contracts Register. The Business Services officer shall be responsible for preparation of the bid package and submitting the contract request to the Departments Contract Services Unit.
- If the move will cost less than \$500, the Business Services Unit shall call three local movers to have them submit bids and then shall select the lowest price quoted.

DOM 22040 describes contracting procedures in detail.

22050.10 Requesting Additional Office Space for Existing Offices

When there is a need for additional space for an existing field office, the process followed to obtain such additional space shall be the same as that used to obtain a new field office location.

22050.11 Emergency Acquisition of Office Space

If an extreme emergency exists that necessitates acquiring temporary rental space expeditiously, Business Services shall examine various options to satisfy immediate needs on a case-by-case basis.

If this new space is not to be located within a state owned building, the process of emergency acquisition shall take at least 60 working days to allow for the notification of appropriate local officials (mayor, city clerk, county board of supervisors, senator, assembly member and the LLO) pursuant to the requirements of Administrative Bulletin 647, Chapter 812 (September 1987).

22050.12 Revisions

The Deputy Director, ASD, or designee, shall ensure that the content of this section is accurate and current.

22050.13 References

GC §§ 13070; 14681.5; 14615; 14825; 14616.

PCC § 10295.

PC Chapter 9.5.

ARTICLE 15 — SELECTION OF PROFESSIONAL CONSULTING SERVICES

Revised August 10, 2002

22060.1 Policy

The California Department of Corrections and Rehabilitation (CDCR) shall secure the services of private architectural, engineering, and other firms, as defined in Section 4525 (a) of the Government Code, on the basis of:

- Demonstrated competence.
- Professional qualifications necessary for the satisfactory performance of the service required.

22060.2 Purpose

This Article incorporates the requirements for selecting the services of architectural, engineering, and other firms as defined in Section 4525 (a) of the Government Code.

22060.3 Responsibility

CDCR's Contracts Management Branch shall provide functional direction for the selection of firms (defined below) pursuant to this Article.

22060.4 Definitions

Firm

Any individual, firm, partnership, corporation, association, or other legal entity permitted by law to practice the profession of architecture, landscape architecture, engineering, environmental services, land surveying, or construction project management.

Small Business Firm

A business in which the principal office is located in California and the officers of such business are domiciled in California, which is independently owned and operated and which is not dominant in its field of operation.

The maximum dollar volume that a small business may generate shall vary from industry to industry to the extent necessary to reflect differing characteristics of such industries.

State Agency Head

For the purpose of this Article, the State Agency Head is the Secretary of the CDCR or his/her designee.

Architectural, Landscape Architectural, Engineering, Environmental, and Land Surveying Services

Professional services of an architectural, landscape architectural, engineering, environmental, or land surveying nature, as well as incidental services that members of these professions and those in their employ may logically or justifiably perform, are the primary consulting services spoken to in this Article.

Construction Project Management

Those services provided by a licensed architect, registered engineer, or licensed general contractor who meet the requirements of Government Code Section 4529.5 for management and supervision of work performed on State construction projects.

Environmental Services

Those services performed in connection with project development and permit processing in order to comply with federal and State environmental laws. "Environmental services" also includes the processing and awarding of claims pursuant to Chapter 6.75 (commencing with Section 25299.10) of Division 20 of the Health and Safety Code.

22060.5 Notice of Announcement

Where services subject to this Article are identified as being required, the Secretary or designee shall make a statewide notice of announcement as follows:

- The announcement shall be advertised in two major California daily newspapers.
- The announcement shall be placed in the California State Contracts Register and shall include information as identified in Section 14825.1, Government Code.
- The announcement shall be published in respective professional societies publications.

All announcements in professional societies or newspapers shall contain the following minimal information:

- The nature of the work.
- The criteria upon which the selection of a firm shall be made.
- The time frame within which statements of interest, qualification, and performance data shall be received.

Failure of the professional societies or newspapers to publish the notice of announcement shall not operate to invalidate any contract.

Firms selected may be retained for multiple years to complete the service.

22060.6 Established Criteria

The Secretary or designee shall establish criteria, which will comprise the basis for selection, which shall include such factors as:

- Professional excellence.
- Demonstrated competence.
- Specialized experience of the firm.
- Education and experience of key personnel.
- Specialized staff capability.
- Workload.
- Ability of the firm to meet schedules and budgets.
- Principals to be assigned by the firm.
- Nature and quality of completed work by the firm.
- Reliability and continuity of the firm.
- Location.
- Professional awards received by the firm.
- Other relevant considerations.

The Secretary or designee shall weigh such factors according to the nature of the work to be performed, the needs of the state, and complexity and special requirement of the specific work.

22060.7 Selection of Architects or Engineers

After expiration of the period stated in the publications, the Secretary or designee shall evaluate statements of qualifications and performance data submitted by interested firms and on file in the Department. The Secretary or designee shall conduct discussions with no less than three firms regarding anticipated concepts and the relative utility of alternative methods of approach for furnishing the required service. From the firms with which the Secretary or designee holds discussions, the Secretary or designee shall select no less than three, in order of preference, based upon the established criteria, whom the Secretary or designee deems to be the most highly qualified to provide the services required. In the event there are fewer than three qualifying submittals, the Secretary or designee will make a finding as to whether it is in the best interest of the State to proceed or re-advertise.

22060.8 Estimate of Value of Service

Before any discussion with any firm concerning fees, the Secretary or designee shall cause an estimate of the value of such services to be prepared. Such estimate shall be, and shall remain, confidential until the award of contract or abandonment of any further procedure for the services to which it relates.

22060.9 Negotiation

The Secretary or designee shall attempt to negotiate a contract with the best-qualified firm. Should the Secretary or designee be unable to negotiate a satisfactory contract with the firm considered to be the most qualified at fair and reasonable compensation, negotiations with that firm shall be terminated. The Secretary or designee shall then undertake negotiations with the second most qualified firm. Failing accord, negotiations shall be terminated. The Secretary or designee shall then undertake negotiations with the third most qualified firm. Failing accord, negotiations shall be terminated. Should the Secretary

or designee be unable to negotiate a satisfactory contract with any of the selected firms, the Secretary or designee may select additional firms in order of their competence and qualifications and continue negotiations in the manner prescribed until an agreement is reached.

22060.10 Amendments

In instances where the State effects a necessary change in the work during the course of performance of the contract, the firm's compensation may be adjusted by mutual written agreement in a reasonable amount where the amount of work to be performed by the firm is changed from that which existed previously in the contemplation of the parties.

22060.11 Contracting in Phases

Should the Secretary or designee determine that it is necessary or desirable to have the work performed in phases, it will not be necessary to negotiate the total contract price in the initial instance. This is provided that the Secretary or designee shall have determined that the firm is best qualified to perform the work at a reasonable cost. Also the contract shall contain provisions that the State, at its option, may utilize the firm for other phases and the firm will accept a fair and reasonable price for subsequent phases to be later negotiated, mutually-agreed upon, and reflected in a subsequent written instrument. The procedure, with regard to estimates and negotiation shall otherwise be applicable.

22060.12 Small Business Participants

The Secretary or designee shall endeavor to provide to all small business firms who have indicated an interest in receiving such, a copy of each announcement for services for which the Secretary or designee concludes that small business firms could be especially qualified. The Secretary or designee shall assist firms in attempting to qualify for small business status. A failure of the Secretary or designee to send a copy of an announcement to any firm shall not operate to invalidate any contract.

22060.13 Applicability of this Article

This Article shall not apply where the Secretary or designee determines that:

- The services needed are more of a technical nature.
- The services needed involve little professional judgment.
- Requiring bids would be in the public interest.

22060.14 Revisions

The Deputy Director, Office of Fiscal Services, or designee shall be responsible for ensuring that the contents of this Article are kept current and accurate.

22060.15 References

CCR (15) (3) §§ 3454 – 3464.

PC §§ 5054, 5058, and 7000.

GC §§ 4525 – 4529.5 and 14825.1.

Health & Safety Code §§ Division 20 §§ Chapter 6.75 (commencing with Section 25299.10).

ARTICLE 16 — EMPLOYEE PERSONAL PROPERTY

Revised April 25, 2001

22070.1 Policy

The Government Code (GC) and Department of Personnel Administration (DPA) Rules provide for reimbursement/replacement of personal property that is damaged or stolen in the course of employment.

22070.2 Purpose

This Article outlines the process to be used by employees for obtaining reimbursement or replacement of personal property. If any content conflicts with bargaining unit agreements, the Memorandum of Understanding prevails.

22070.3 General Information

The California Department of Corrections and Rehabilitation (CDCR) is authorized to pay for the repair or replacement of damaged or stolen personal property worn or used by an employee in the course of employment. Personal property may include:

- Eye glasses.
- Dentures.
- Watches.
- Hearing aids.
- Prostheses.
- Clothing.
- Uniforms.
- Uniform items.
- Tools. (If written approval has been obtained from immediate supervisor.)

Personal property brought to the work place, which is not required for employment, shall not be considered a responsibility of CDCR or the State. These items may include:

- Clocks.
- Radios.
- Calculators.
- Desk sets.
- Pictures.
- Jewelry, other than watches.
- Sunglasses.

Damage that is a result of normal wear during the course of duty is not compensable by the State.

Employees shall provide their supervisor with an inventory of all approved personal property used on the job.

In the event of stolen property, the CDCR shall decide between reimbursement or replacement; however, the employee's preference shall be considered in this decision.

22070.4 Preparation of Claims

Pursuant to the California Board of Victim Compensation and Government Claims (VCGCB) claims authorization process, claims for repair or replacement of personal property, whether damaged or stolen, valued at less than \$300 shall be settled by/within each institution in the case of institutional employees, and through Office of Fiscal Services (OFS) for those involving any other employee. Claims shall be submitted using CDC Form 892, Employee Claim for Loss or Damage to Personal Property.

Claims in excess of \$300 must be submitted to the VCGCB for approval. Additionally, claims involving stolen property valued in excess of \$500 must also be approved by the DPA prior to being submitted to the VCGCB. (See DOM 22070.6 for further details.)

All claims involving stolen property shall be accompanied by an official incident or investigative report of the theft.

Each employee's claim shall include:

- The official report describing the incident which caused the damage or circumstances of the theft.
- Bill for repairs or, if damage is irreparable, the reasons it cannot be repaired and evidence of item's value at time of damage.
- In event of theft, a statement indicating that the value of property was verified by inspection of sales records, price lists, etc.
- Certification that:
 - Item was required by employment.
 - Loss or damage occurred at work site, work base, or en route between the two locations.
 - Loss or damage was not a result of carelessness or negligence.

22070.5 Supervisor's Review of Claims

The dollar amount of each claim shall determine the process by which reimbursement/replacement is obtained.

Approval of claims at the supervisor's level shall provide:

- Confirmation of employee's statement.
- Recommendation of reimbursement or replacement.
- Measures taken to prevent recurrence of such incidents.

22070.6 Submission of Claims

Claims under \$300 (institution employees):

- The employee submits CDC Form 892 and accompanying documents through the supervisor to the institution business office.
- The Warden or designee approves/disapproves the claim and if approved, forwards to accounting office for filing in claims schedule.
- If determination is for reimbursement, accounting office submits the claim to the State Controller's Office (SCO) for audit and issuance of payment.
- If disapproved, the claim shall be returned to the employee by the Warden or designee.

Claims under \$300 (administration or field office employees):

- The employee submits CDC Form 892 and accompanying documents by supervisor and appropriate deputy/associate

Director, to the Deputy Director, OFS for approval or disapproval.

- The Deputy Director, OFS or designee approves/disapproves claim, and if approved, forwards it to Headquarters Accounting Office for appropriate disposition, and in turn to SCO for audit and disbursement.
- If disapproved, the Deputy Director, OFS shall return the claim to the employee.

Claims of \$300 and above (all employees):

- The employee submits CDC Form 892 and accompanying documents through chain of command to the Deputy Director, OFS.
- If approved, the Deputy Director, OFS, or designee shall forward the claim to the VCGCB for claims in excess of \$300, as well as to the DPA for stolen property claims in excess of \$500 for final approval/disapproval.
- When approved by the VCGCB/DPA, the claim shall be returned to the Deputy Director, OFS where it shall then be forwarded to the SCO by Headquarters Accounting Office for subsequent reimbursement.

Any claims that have been denied during this process may be resubmitted by the employee to the VCGCB for further determination/consideration. If denied at this level, the last avenue of appeal is through civil action.

22070.7 Revisions

The Deputy Director, OFS, or designee shall ensure that the contents of this Article are current.

22070.8 References

GC §§ 935.6(a), 19849.8 and 19850.6.

SAM § 8423.

DPA Rule 599.725.

ACA Standards 2-2030, 2-3082, 2-4065.

ARTICLE 17 — EVALUATIONS AND FISCAL CONTROL AUDITS

Revised February 1, 1993

22080.1 Policy

The Program Compliance Evaluation and Internal Audit Units shall review departmental operations for compliance with departmental and State policies, procedures, directives, regulations, and statutory requirements in order to enhance the effectiveness of departmental operations by providing to The Director, Executive Staff, and field managers current information for effective planning and decision-making.

22080.2 Purpose

This section establishes requirements for program compliance evaluations and for fiscal compliance and internal control audits.

22080.3 Responsibility— PFAB

PFAB shall assist the Director and other departmental executives with increasing the effectiveness of management by systematically reviewing departmental activities to provide recommendations for improvements. The reviews shall determine:

- Compliance with existing laws, rules, court and legislative mandates, regulations, directives, standards, and policies.
- The reliability and integrity of information.
- Efficient and effective use is made of resources.
- The safeguarding of State assets.
- The accomplishment of established objectives and goals for operations or programs.

22080.4 Responsibility— Inmate Appeals

Inmate Appeals, headquarters, shall notify the Chief, PFAB of all third-level appeals ruled in favor of the inmate and of repetitive noncompliance detected through the inmate appeal process.

22080.5 Responsibility— Wardens/RPAs

The incumbents shall ensure the monitoring of all fiscal transactions by implementing ongoing reviews and audit evaluations of same within their facilities and parole regions.

22080.6 Reports

The reviews conducted by PFAB shall provide management with reports regarding the levels of operational compliance with departmental and State directives, internal monitoring methodology, actions taken to correct deficiencies, and assessments of current operational and program status.

22080.7 Evaluation Function

The evaluation function provides a means of:

- Improving management of the facilities and headquarters through systematic operational compliance reviews and data collection which:

- Provides for early identification of operational problem areas with recommendations for solution.
- Coordinates departmentwide resolution of problems.
- Increases communication between departmental managers at all levels.
- Ensures consistent compliance with, and adherence to, operational application of goals and the philosophy of the Department.
- Systematically reporting and recording information regarding the activities of the Department by:
 - Biennial evaluations and appropriate follow-up of each of the Department's operational units.
 - Special reviews of identified or potential problem areas initiated by direction of Executive Staff or request of field managers.
 - Periodic reviews of operational areas to evaluate the effectiveness of specific changes in policy, procedures, and/or regulations for the purpose of problem-solving and determining if improvements may be made.
 - Management and dissemination of collected data regarding identified operational or noncompliance areas.

22080.8 Annual Work Plan

PFAB shall establish an Annual Work Plan (AWP) for:

- Conducting program compliance evaluations of headquarters and field operations.
- Conducting postevaluation progress reviews as required to evaluate implementation of corrective actions on identified deficiencies.
- Monitoring compliance with specific court-imposed mandates.
- Conducting departmental administrator-requested special reviews.
- Conducting preaudits of ACA Standards for Adult Institutions to enable preparation for the accreditation audits conducted by the Commission on Accreditation for Corrections (CAC).
- Conducting internal and fiscal compliance audits which ensure compliance with the Financial Integrity and State Manager's Accountability Act of 1983.

22080.8.1 Approval and Review

The AWP shall be prepared and distributed by PFAB to Executive Staff for review and comment. Upon resolution of any Executive Staff concerns, it shall be submitted to the Assistant Director, OOC (EC&ISD) by each October 1 for approval.

22080.8.2 Definitions

The following definitions apply to the reviews by PFAB:

Evaluation Scope.

Delineation of the procedures, programs, operations, and activities that shall be reviewed.

Evaluation Liaison.

A staff person designated at each review location to serve as liaison between the local and review team staff, and to facilitate the team's review by expediting information-gathering and access to documents and records.

Evaluation Worksheet.

A checklist noting all the departmental requirements related to the review scope which serves as the source document for the review findings report. PFAB shall update the review worksheets to ensure that they reflect current law, policy, and procedure.

Action Plan.

A formal written plan submitted by the administrator responsible for detailing proposed actions to correct any deficiencies noted in the evaluation findings. Action plans shall:

- Fix the responsibilities and specify the actions to be taken for correcting deficiencies.
- Establish the time limits within which corrective actions shall be completed.

22080.9 Program Compliance Evaluations

PFAB shall schedule on-site program compliance evaluations for headquarters divisions and field units no less than once during each two-year period. The evaluation scope, methodology, and frequency shall consider the technical resources from other divisions with functional responsibility for specific operations, which may be used to

assist with the evaluation. The schedule shall note additional staff resources with specific technical expertise which may be necessary to assist PFAB staff.

22080.9.1 Advance Notice

Each headquarters division and field unit shall be notified in advance of the schedule for program compliance evaluations. The notice shall include a copy of the evaluation worksheets to be used. If a scheduled evaluation date conflicts with an exceptional activity or event, the head administrator may request rescheduling of the review.

22080.9.2 Entry Interview

An entry interview shall be held with the responsible administrators prior to beginning the evaluation to discuss the scope, method, and to identify local resources required to assist with the evaluation. At this time a staff person shall be designated to serve as liaison between the headquarters division/field unit and the evaluation team.

22080.9.3 Evaluation Coverage

The program compliance evaluation shall cover all operations governed by departmental policies, procedures, and regulations, and shall consist of:

- Comparing local supplemental procedures to the appropriate departmental policies, procedures, regulations, and directives.
- Comparing local operational practices with the written procedures governing the operations.
- Using the evaluation worksheets to carry out the evaluation plan. These worksheets list departmental policies, procedures, and regulations which govern headquarters and field operations.
- Evaluating any operational areas not governed by facility procedures, but identified by departmental administrators as being of specific concern.
- Inspecting the physical plant with respect to fire/life safety and sanitation with an emphasis on actions which have been taken to correct deficiencies cited in the most recent State Fire Marshal Report and Environmental Health Survey.
- Interviewing staff members who administer, manage, supervise, and implement procedures.
- Reviewing documentation and records to verify past and current practices.
- Directly observing operational practices.

22080.9.4 Exit Interview

At the conclusion of each evaluation, an exit interview shall be conducted with the local administrators to discuss the evaluation findings and provide them with a rough copy of the completed evaluation worksheets.

22080.9.5 Formal Report

Within three weeks, a formal report of the evaluation findings and recommendations shall be prepared in draft form and forwarded to the responsible division head and local administration for review and comment. The administrator shall respond within four weeks after receipt of the formal draft report by submitting a Plan of Action for correcting any deficiencies noted and discussion of any findings considered to be in error.

22080.9.6 Rebuttal of Findings

The rebuttal of findings and/or proposed action plans shall be reviewed and approved by the appropriate Deputy Director or Assistant Director in consultation with PFAB and/or Assistant Director, OOC. PFAB shall be consulted on any rebuttals. The appropriate Deputy Director or Assistant Director shall make any necessary changes to the Action Plan and shall forward the plan to PFAB within one week of receiving it. The Deputy Director or Assistant Director shall provide a summary of the Action Plan package with an approval block for approval by the Director or Chief Deputy Director.

22080.9.7 Final Report

PFAB shall within two weeks of receipt of the Action Plan from the responsible division, combine the draft report, the related responses, and the Action Plan, and shall prepare a final report for submittal to the Assistant Director, OOC.

The Assistant Director, OOC, shall within two weeks forward the final report to the Director/Chief Deputy Director for approval. Rebuttals not resolved by the division shall be brought to the attention of the Director/Chief Deputy Director at that time for final decision.

22080.9.8 Distribution

Upon approval, copies shall be distributed to all of the following:

- YACA.
- Responsible Deputy Director or Assistant Director.
- Local administrator.
- LAD-PMU for retention in the Department's policy files.

22080.9.9 Emergency Situations

If during the course of an evaluation findings indicate an emergency situation, it shall be immediately reported to:

- Assistant Director, OOC.
- Local administrator.
- Responsible Deputy Director or Assistant Director.

22080.9.10 Progress Reviews

A progress review of corrective actions shall be scheduled approximately 90 days after approval of the Action Plan by the Director/Chief Deputy Director, unless another interval is appropriate in a unique situation. Progress reviews shall follow the same process as the program compliance evaluation but shall be limited to operations which required corrective action. The approved Action Plan shall be the reference document for the progress review.

22080.10 Annual Summary of Significant Non-compliances

By the close of the fiscal year, PFAB shall provide to the Director, Chief Deputy Director, and appropriate Deputy Directors and Assistant Directors, a summary of significant noncompliances which occurred at more than one location.

22080.11 Court Compliance Evaluations

Court compliance evaluations shall be scheduled to ensure that court mandates are met. Court compliance evaluations shall follow the same process as program compliance evaluations except that:

- The on-site evaluations shall compare the local operations with the requirements imposed by court order, injunction, settlement agreement, or other court mandate.
- Action plans to correct deficiencies noted in the findings shall be submitted by the field unit to the appropriate Deputy Director or Assistant Director, and to PFAB within two weeks following the exit interview and receipt of the rough completed evaluation worksheets. Any disagreements or clarifications of action plans shall be resolved by the Deputy Director/Assistant Director and PFAB and/or Assistant Director, OOC, during this time.
- The review worksheets and resulting Action Plan shall be incorporated into a final report by PFAB and submitted to the Assistant Director, OOC, within two weeks after receipt of the Action Plan from the facility.
- The Assistant Director, OOC, shall then forward the report within one week to the Director/Chief Deputy Director for approval.
 - Rebuttals not resolved by the division shall be brought to the attention of the Director/Chief Deputy Director at this time for final decision.
- Upon approval, copies shall be distributed to YACA; the responsible Deputy Director or Assistant Director; the local administrator; and to applicable court monitors.

22080.12 Special Reviews

Special reviews shall be scheduled as directed by the Assistant Director, OOC. Special reviews shall follow the same process as program compliance evaluations except that:

- The formal report shall be submitted by the Assistant Director, OOC, to the requesting administrator and to the Director/Chief Deputy Director.
- Formal notice of special review dates may not be practical depending on the nature and urgency of the review. Exceptions to the standard times shall be discussed in the final reports.

22080.13 ACA Preaudits

ACA preaudits shall be scheduled prior to an audit by the CAC to assist the facilities with preparation for the accreditation audit. ACA preaudits shall simulate the CAC's audit plan.

Preaudits shall be conducted using the same process as program compliance evaluations except that the on-site reviews shall compare the local operations with the ACA Standards for Adult Institutions.

22080.14 Fiscal Compliance and Internal Control Audits

These audits shall be conducted in accordance with the SAM, Chapter 20000 to ensure all of the following:

- Reliability and integrity of information.
- Compliance with policies, plans, procedures, laws, and regulations.
- The safeguarding of assets.
- Economical and efficient use of resources.

- The accomplishment of established objectives and goals for operations or programs.

They shall follow the same process as the program compliance evaluations except that on-site reviews shall compare the local operations with the requirements of the Audit Guide for the Evaluation of Systems of Internal Control prepared by the DOF.

22080.15 Requesting Exemptions From Certain Internal Control Procedures

Responsibility

As stated in SAM 8080, the Financial Integrity and State Manager's Accountability Act of 1983 (GC 13400 through 13407) requires that the head of each State agency shall establish and maintain an adequate system of internal control within their agency.

The DOF is no longer responsible for granting exemptions from internal control procedures.

Accounting Systems Section

It is the policy of the CDC to delegate this responsibility to the Accounting Systems Section which oversees the Department's accounting systems and procedures.

Facility Accounting Office

Each facility accounting office shall establish and maintain, in accordance with SAM procedures, a system of internal control which is adequate to safeguard assets, provide reliable data, promote operational efficiency, and encourage adherence to prescribed policies.

In the event a certain internal control procedure cannot be properly implemented, an exemption can be requested from the Accounting Systems Section. Such a request shall be submitted in writing with a description of the internal control procedure at issue and why this procedure cannot be properly implemented. This request shall also include a complete description of the proposed alternative procedure and how the alternative procedure adequately meets the internal control objectives.

The requests for exemption from internal control procedures shall be addressed to:

Department
Accounting Systems Section, Room 211-S
P.O. Box 942883 Sacramento, CA 94283-0001

Alternative procedures shall not be implemented until written approval from the Accounting Systems Section is received.

22080.16 Revisions

The Assistant Director, OOC, or designee shall be responsible for ensuring that the contents of this section are kept current and accurate.

22080.17 References

PC § 5057.

GC §§ 1330 and 13400 – 13407.

SAM Chapter 20000.

Financial Integrity and State Manager's Accountability Act of 1983.

ACA Standards for Adult Institutions.

Audit Guide for the Evaluation of Systems of Internal Control prepared by the DOF.

ARTICLE 18 — FISCAL AND ADMINISTRATIVE REVIEWS

Revised February 13, 2012

22090.1 Policy

The Office of Audits and Court Compliance (OACC) conducts selected reviews of expenditures and reimbursements, as well as compliance with contracts and/or Department guidelines.

22090.2 Purpose

This Article outlines the process used by the OACC in reviewing, evaluating, and documenting fiscal operations of selected public and private providers under contract with the Department.

22090.3 Responsibility

The OACC shall review and evaluate selected fiscal operations of other government agencies and the profit and non-profit organizations that have contracted or provided services to the Department. The purpose of this review is to verify compliance with the terms of the contract, State and departmental rules, laws, and regulations related to specific areas being reviewed.

22090.4 Objectives

The OACC objectives include:

- Verify the contractor's or local government's fiscal compliance with the terms and conditions selected for review in the contract.
- Verify that all questioned costs are carried through to a final resolution.

22090.5 Contracts Subject to Review

The OACC has the authority to review any contracts between the CDCR and public, private, profit or non-profit corporations, and/or individuals.

In addition, the OACC also reviews reimbursements to counties for costs incurred for parolee detention under State mandated laws.

22090.6 Requests for Audits

Requests for audits or reviews to be performed by the OACC should be submitted in writing to the Deputy Director, OACC. A request should indicate the need for an audit or review, the desired scope of the audit or review, what areas and time periods to be audited or reviewed, and the date when the audit or review results are needed. A request should be submitted early enough to allow adequate time for the performance of the audit or review prior to the desired date. After consultation with the appropriate Director(s) and the Deputy Director, the OACC shall establish audit priorities.

22090.7 Resolution of Audits or Disputed Monetary Findings by OACC

Revised September 3, 2013

Audits and disputed monetary findings shall be resolved as follows:

- The OACC will issue a draft report or management letter to the contractor or city/county setting forth its preliminary findings and recommendations.
- The contractor or city/county shall have thirty (30) calendar days from receipt of the draft report or management letter to provide a written response to the preliminary findings and recommendations. The contractor or city/county may also provide additional documentation for consideration in the preparation of the final report or management letter.
- The OACC will thereafter issue a final report or management letter to the contractor or city/county.
- The contractor or city/county shall have thirty (30) calendar days from receipt of the final report or management letter to make a written appeal of the findings. The written appeal must clearly identify the specific finding(s), or portion of the specific finding, disputed by the contractor or city/county. The written appeal must also (1) set forth all facts in support of the contractor's or city/county's position on each disputed finding, and (2) include all evidence and documentation in support of the contractor's or city/county's position on each disputed finding.
- The written appeal must further include a written certification signed by the contractor or city/county under the penalty of perjury pursuant to California Code of Civil Procedure Section 2015.5 that the appeal is made in good faith, and that the supporting evidence and documentation is accurate and complete.
- Upon receipt of a timely and complete written appeal a hearing date will be established by the OACC. The appeal shall be reviewed by the Administrative Review Committee (ARC) consisting of:
 - Director, Division of Administrative Services, or a Designee (ARC Chairperson).
 - Deputy Director, Office of Fiscal Services.
 - Director or a Designee as assigned by the Director responsible for the program area covered by the contract.

In addition to the above ARC members, a representative from the Office of Legal Affairs will be present in an advisory non-voting role. The OACC shall serve as the liaison between the ARC and involved parties.

- The ARC shall notify the contractor or city/county of its findings within thirty (30) calendar days of the hearing. The ARC's findings shall be the Department's final position on the audit or review. Any further questions from the contractor or city/county related to the final audit report or management letter shall be directed to the OACC.
- Any final report or management letter findings resulting in disallowances not appealed by the contractor or city/county must be repaid to the State within thirty (30) calendar days of receipt of

the final report or management letter. Any ARC findings resulting in disallowances must be repaid to the State within thirty (30) calendar days after the ARC's findings are issued.

- When payment is not received within the required timeframe, the amount involved shall be deleted from future monthly claims until the audit or review disallowance is fully paid. Nonpayment of an audit or review disallowance may result in immediate cancellation of the contract and notification to the DGS that the contractor has refused to honor the findings of the audit or review, whereupon appropriate action shall be taken to collect the amount due the State.

Contract provisions to settle unresolved disputes are provided in general conditions of the Contract Handbook for construction contracts. Those parties entering into construction contracts shall settle unresolved disputes using independent arbitration prior to litigation. This arbitration shall be conducted in accordance with the PCC Sections 10240 through 10240.13.

22090.8 Revisions

The Deputy Director, OACC, or Designee shall be responsible for ensuring that the contents of this Article are kept current and accurate.

22090.9 References

- GC § 13300.
- PC §§ 4016.5 and 5057.
- PCC §§ 10240 - 10240.13.
- SAM Chapter 20000.
- ACA Standards 2-4036, 2-4037, 2 4039 - 2-4042, 2-2026, 2-2027, 2 3075, and 2-3083.
- CCP § 2015.5

ARTICLE 19 — DVBE PROGRAM FOR SERVICES, COMMODITIES, AND PUBLIC WORKS

Revised March 28, 1999

22100.1 Policy

The California Department of Corrections and Rehabilitation (CDCR) is committed to achieving the legislatively established goal for the participation of disabled veteran-owned businesses in procurement and contracts to the fullest extent possible.

The Disabled Veteran Business Enterprises (DVBE) Program develops policies and procedures to achieve the statewide annual goal of 3 percent in the performance of contracts.

All managers, procurement officers, and contract officers are responsible for implementing the CDCR's DVBE policies and shall exert maximum efforts to successfully achieve the legislatively established DVBE goal.

22100.2 Purpose

Pursuant to Public Contract Code (PCC) Sections 10115, et seq. and the California Code of Regulations (CCR), Title 15, Sections 3000 and 3475, et seq., CDCR policies and procedures have been developed to enable staff to implement and comply with DVBE requirements for services and commodities. These policies and procedures are the means by which the CDCR shall accomplish its objectives to:

- Achieve or exceed the statutory goal of 3 percent DVBE participation.
- Provide DVBE firms the maximum opportunity possible to provide CDCR services and commodities.

For contracts pursuant to statutes that require minority and women business enterprise participation, staff should notify the Centralized Procurement Section (CPS) for policy and procedure requirements.

22100.3 Glossary of Terms

For definitions of contract terms that are not included in this glossary refer to Department Operations Manual (DOM) Section 22040, Contracts.

CERTIFICATION: Refer to the CCR, Title 15, Section 3000.

DEPARTMENTAL CONTRACT REPRESENTATIVE (DCR): Either the facility's or headquarters' staff person who processes service contracts or commodity purchases, answers questions regarding the transaction, and assists the vendor in complying with the DVBE requirements.

DISABLED VETERAN BUSINESS ENTERPRISE (DVBE): Refer to the CCR, Title 15, Section 3000.

GOAL: Refer to the CCR, Title 15, Section 3000.

GOOD FAITH EFFORT (GFE): Refer to the CCR, Title 15, Section 3000.

DVBE BUSINESS UTILIZATION PLAN: A plan submitted by a bidder to the Department of General Services (DGS) and approved as set forth in PCC Section 10115.15.

22100.4 Certification

Refer to the CCR, Title 15, Sections 3000 and 3475, et seq., CDC Form 1457, DVBE Mandatory Participation Requirements for Competitive Bid Contracts, and CDC Form 1458, DVBE Mandatory Participation Requirements for Sole Source Contracts.

22100.4.1 Disabled Veteran Business Enterprises Contact

An organized network between facilities and headquarters shall be developed to facilitate the dissemination and exchange of DVBE information and policies.

Each facility and headquarters procurement office shall designate one staff member to serve as the contact person regarding all DVBE issues.

The DVBE contact shall coordinate with CPS on the following areas:

- Staff/vendor training.
- Dissemination of policies and procedures.
- Technical assistance.
- DVBE outreach activities.

All DVBE printed materials pertaining to contracts, procurement, and/or outreach activities shall be reviewed by CPS before distribution and implementation to ensure that the information complies with current CDCR policy and legislative mandates.

22100.4.2 Referral Organizations

Refer to CDC Form 1457, DVBE Mandatory Participation Requirements for Competitive Bid Contracts, and CDC Form 1458, DVBE Mandatory Participation Requirements for Sole Source Contracts.

22100.4.3 Focus and Trade/Professional Publications

Refer to CCR, Title 15, Sections 3000 and 3475, et seq.

22100.5 Good Faith Effort Requirements

Refer to CCR, Title 15, Sections 3000 and 3475, et seq., CDC Form 1457, DVBE Mandatory Participation Requirements for Competitive Bid Contracts, and CDC Form 1458, DVBE Mandatory Participation Requirements for Sole Source Contracts.

22100.5.1 Participation in Purchases

In accordance with the CCR, Title 15, Section 3475, purchases made under the delegated purchase authority for an amount of \$15,000 or less are exempt from DVBE participation requirements.

22100.5.2 Participation Goal/Good Faith Requirements in Service Contracts

Refer to the CCR, Title 15, Sections 3000 and 3475, et seq., CDC Form 1457, DVBE Mandatory Participation Requirements for Competitive Bid Contracts, and CDC Form 1458, DVBE Mandatory Participation Requirements for Sole Source Contracts.

22100.6 Disabled Veterans Business Enterprises Forms

This Section describes the forms needed to document and monitor DVBE compliance. Instructions on completing the forms provide users with an understanding of the purposes of the individual forms as well as how each form corresponds with the others to produce a comprehensive system of compliance tracking.

The data on DVBE compliance forms is used to prepare the annual Report to the Governor and the Legislature. The forms shall be submitted by the CDCR contract/procurement offices to the appropriate headquarters' office in a complete and timely fashion.

All original DVBE documents shall be maintained with the contract to provide an audit trail.

22100.6.1 CDC Form 1457, DVBE Mandatory Participation Requirements - Competitive Bid Contracts

The CDC Form 1457, DVBE Mandatory Participation Requirements - Competitive Bid Contracts, shall be used for all CDCR competitive bid contracts, which contain DVBE requirements. This package shall be included with all Invitations for Bid, Requests for Proposal, and Requests for Quotations when released to interested bidders.

The CDC Form 1457 provides a brief overview of the DVBE program and legislative mandates. Refer to CDC Form 1457 for specific instructions.

22100.6.2 CDC Form 1458, DVBE Mandatory Participation Requirements - Sole Source Contracts

The CDC Form 1458, DVBE Mandatory Participation Requirements - Sole Source Contracts, shall be used for all contracts exempted from the competitive bid process and from advertising in the California State Contracts Register (sole source contracts).

Sole source contracts are not exempt from DVBE compliance unless they are exempt pursuant to CCR, Title 15, Section 3475, et seq. Refer to CDC Form 1458 for specific instructions.

22100.6.3 CDC Form 1786, DVBE Participation in Exempt Contracts

The CDC Form 1786, DVBE Participation in Exempt Contracts, documents DVBE participation in competitive bid and sole source contracts, which are exempt from DVBE requirements.

Although the contract is exempt from DVBE requirements, any documented participation that may exist in the bid proposal/proposed contract shall be reported.

The DVBE participation information gathered from the CDC Form 1786 shall be recorded on the CDC Form 1428.

Whenever a potential bidder/contractor obtains a competitive bid or sole source package for a DVBE-exempt contract, a CDC Form 1786 shall also be supplied to the potential bidder/contractor who shall be encouraged to complete and return the form if the contract contains documented DVBE participation.

22100.6.4 CDC Form 1428, Annual Monitoring Report Of DVBE Participation In Contracting

The CDC Form 1428 shall be used to record DVBE expenditure and participation data for inclusion in the annual Report to the Governor and the Legislature. Refer to CDC Form 1428 for specific instructions.

22100.6.5 CDC Form 1818, Request to Exempt Contract from DVBE Requirements

The CDC Form 1818, Request to Exempt Contract from DVBE Requirements, shall be used to request DVBE exemptions for service and public works contracts. Refer to CCR, Title 15, Section 3475, et seq., to determine exemption criteria. Refer to CDC Form 1818 for specific instructions.

22100.7 Disabled Veterans Business Enterprises Standard Contract Language

Unless specifically exempt, the following standard DVBE contract language shall be included in all contracts:

Over \$15,000

"Disabled Veterans Business Enterprises (DVBE) Conditions"

- To the best of the Contractor's ability, the Contractor shall fulfill his/her obligations in dispensing that portion of the contract amount to the DVBEs as identified in the reply to the DVBE Mandatory Participation Requirements. Said reply by reference is a part of this contract and is on file and available for review Monday through Friday between the hours of 9:00 a.m. and 4:00 p.m. at the contracting location.
- Contractor agrees that the State or its delegate will have the right to review, obtain, and copy all records pertaining to performance of the contract. Contractor agrees to provide the State or its delegate with any relevant information requested and shall permit the State or its delegate access to its premises, upon reasonable notice, during normal business hours to interview employees, inspect and copy such books, records, accounts, and other material that may be relevant to a matter under investigation for the purpose of determining compliance with PCC Section 10115 et seq. and CCR, Title 2, Section 1896.60 et seq. Contractor further agrees to maintain such records for a period of three (3) years after final payment under the contract."

\$15,000 or Less

"Contractor agrees that, in the event the contract is amended to exceed \$15,000, Contractor shall comply with CDCR's DVBE participation goals as set forth in PCC Section 10115(c)."

22100.7.1 Departmental Contract Representative Responsibilities

The DCR is the primary facility's or headquarters' staff member responsible for the coordination and processing of a specific contract.

The DCR shall provide information and/or assistance to all potential bidders/contractors regarding participation requirements. In this capacity, the DCR shall:

- Answer questions regarding DVBE certification and GFE requirements.
- Provide potential contractors with a DVBE Resource Packet for identifying State and local DVBE referral organizations and focus and trade/professional publications.
- Clarify any other contract-related issues.

If the DCR cannot adequately respond to bidders'/contractors' questions, the DCR shall contact their designated contract analyst in headquarters.

If the contract analyst is unable to assist with a specific issue, the contract analyst shall contact CPS.

The DCR shall accurately document all contacts from potential contractors including the specific types of information and/or assistance provided.

22100.8 Procurement Services

All procurements made under the delegated purchase authority are exempt from DVBE requirements.

Generally, all purchases which exceed the delegated purchase authority limit are processed by DGS, which has the responsibility for DVBE compliance and reporting, unless otherwise directed by DGS.

22100.9 Revisions

The Deputy Director, HR, or designee shall ensure that the contents of this Article are accurate and current.

22100.10 References

PCC §§ 2050, et seq., 10115, et seq., 10340(b)(1), and 10356(c).

W&IC § 1753.3.

CCR (2) § 1896. CCR (15) §§ 3000, 3475, 3476, and 3477.

SAM §§ 1200, et seq., 3500, et seq., and 3612, et seq.

ARTICLE 20 — INMATE WELFARE FUND

Revised June 4, 2002

23010.1 Policy

The Director administers the Inmate Welfare Fund (IWF) as a trust for the benefit and welfare of all inmates under the jurisdiction of the Department. The IWF is used to provide the following:

- Leisure time activities for inmates.
- Essential items for purchase by inmates.
- Opportunities and training for inmates to be creative and to profit from their handicraft products.

23010.2 Purpose

The purpose of this Article is to provide the guidelines for the correct uses of the IWF.

23010.3 Responsibility

Warden

Each Warden administers the IWF programs at their respective institution/facility.

Inmate Welfare Fund Officer

The IWF Officer provides overall planning and guidance regarding IWF operations.

23010.4 Budget

Each institution/facility shall budget IWF expenditures so that expenditures shall not exceed budget allocations and revenues from IWF activities unless approved by the Central Office IWF Officer. An appropriate exception would be if a major IWF project has been authorized, (i.e., replacement equipment, new equipment for new institutions/facilities, and startup inventories).

There may be unanticipated deficiencies due to situations which occur after approval of the institution's/facility's IWF budget. These unanticipated deficiencies shall be carried into the subsequent fiscal year by the institution/facility.

Any IWF expenditures shall be consistent with the provisions of this Article.

Inmate Advisory Committee

The institution/facility Inmate Advisory Committee, or other group(s) representing the inmate body, shall submit in writing their view of proposed expenditures, particularly in the area of inmate benefit expenditures, during the preparation of the IWF budget.

23010.5 Revenue

The following areas are the major sources of IWF revenue:

- Canteens at each institution/facility (DOM Chapter 5, Article 50).
- Handicraft programs at some institutions/facilities (DOM Chapter 5, Article 34).
- Photo projects at some institutions/facilities.
- Interest on investment of idle inmate funds and IWF money.
- Donations.

23010.6 Expenditures

Purchases or services may be charged to the IWF if funds are available and the item is consistent with the policy for IWF use.

23010.6.1 Authorized Expenditures

The following items are examples of appropriate expenditures from the IWF:

Inmate Benefits

- Purchase of, repair to, and postage on fiction books for inmate libraries.
- Newspaper and magazine subscriptions for library and entertainment purposes.
- Rental of movie films and video tapes (including postage and/or freight) for institutions/facilities and permanent camps, and basic cable service when regular television reception is unavailable.
- Paints and materials for signs and show cards.
- Miscellaneous expenses for prizes and awards, general entertainment, and New Year's entertainment.
- Minor construction, (i.e., a few shelves, camp or yard canteen shacks, etc., and repair projects for the benefit or welfare of inmates). Procedures outlined under Chapter 2, Article 4 shall be followed, and any construction to be paid out of the IWF shall be submitted to the Director for approval.
- Institution inmate visiting centers expenditures.

Canteen

- Salaries and benefits for the institution/facility canteen manager and other canteen positions.
- Merchandise purchases for resale to inmates.
- Purchase of canteen materials, (i.e., wrapping paper, paper bags, twine, paper napkins), and miscellaneous operating expenses, such as printer/fax supplies, stationary, and repairs to counters and shelves.
- Purchase and repair of equipment used in the canteen, such as sale scanners and terminals, typewriters, adding machines, or any equipment necessary for the operation of the canteen.
- Temporary help.

Handicraft

- Materials purchased for resale to the inmates for their projects.
- Miscellaneous operating expenses in production of articles for sale, (i.e., glue, brushes), rental of equipment, and repair of movable equipment. Purchase of equipment necessary for the production and sale of handicraft items does not include items used in occupational therapy or in teaching of arts and crafts.

Photo Project

- Rental, purchase, and repair of cameras.
- Miscellaneous items, such as backdrops or lights.
- Photographic film.

Administration

- Accounting personnel working on IWF bookkeeping.
- Miscellaneous office expenses and equipment for IWF accounting positions.
- Workers' Compensation Insurance premium payments on all IWF positions.

Staff Benefits

- Staff benefits, including employer contributions for retirement, health and welfare insurance, and unemployment compensation for IWF positions.

Inmate Pay

- Pay for inmates employed in IWF activities, such as canteen, handicraft, photo projects, and motion picture projectionists.

23010.6.2 Unauthorized Expenditures

The following items are examples of expenditures that shall not be financed from the IWF:

- Replacement of inmate canteen cards or canteen draw amounts.
- Canteen additions, alterations, and equipment installed as part of the building unless approved by the Director.
- Repairs to the canteen building, (i.e., windows, window shades, replacement of lighting fixtures, repairs to floors, heaters, or any equipment installed as part of the building).
- Repairs to a fixed portion of the handicraft shop, room, building, or any equipment installed as part of the building.
- Utility payments.
- Shop equipment, tools, etc., used in occupational therapy, for institutional special projects, or in teaching arts and crafts.
- Musical instruments.
- Repairs to and supplies for musical instruments.
- Sheet music.
- Purchase of nonfiction, text, or reference books and pamphlets.
- Repairs of nonfiction, text, and reference books and pamphlets.
- Postage on nonfiction, text, and reference books for inmate libraries.

- Correspondence courses, including departmental self-study courses.
- Miscellaneous expenses, such as printing, pamphlets, and other items used in organized educational courses.
- Supplies and equipment for the production or distribution of institution/facility publications.
- Subscriptions for trade magazines.
- Original complement and replacement of motion picture, radio, and television equipment.
- Repairs to motion picture equipment.
- Television and radio alteration and repairs, purchase of tubes, headphones, parts, phonograph records, and recording tapes.
- Athletic clothing, band uniforms, and athletic supplies, expenses, and equipment.
- Housing, furniture, dishes, linen, television sets, etc., for family visiting.
- Overtime for employees supervising special inmate activities, such as athletic events, stage shows, self-help group, etc. (Such overtime shall be paid from the General Fund.)

23010.7 Procurement

Every effort shall be made to purchase IWF merchandise and equipment at the lowest possible price consistent with quality requirements and accepted purchasing practices.

23010.7.1 Bid Requirements

When a purchase order is to exceed \$1,000, the formal bid procedure based on written specifications shall be used unless there are valid reasons for not going to bid.

For purchases between \$500 and \$1,000, price quotations shall be obtained in writing from all interested vendors to obtain the best prices. The bid procedure may be used when appropriate.

For purchases less than \$500 and items not available under State contract or not directly purchased from the manufacturer, informal methods for obtaining prices, such as telephone quotations and vendor price lists, may be used as a basis for issuing the purchase order if there is reasonable assurance that the most advantageous price is available.

Documentation of bid solicitations and related correspondence shall be maintained in the procurement files.

Negotiations shall be attempted in all purchases to obtain the best price.

23010.7.2 Operating Expense Items

Whenever possible, purchase orders shall be placed directly with the manufacturer rather than local vendors. Canteen purchasing shall be geared to take advantage of the many promotional offers and special discounts available. If minimum case requirements exceed one institution's/facility's needs, arrangements can be made with other institutions/facilities to split orders with the purchase orders and invoices processed by Headquarters to allocate expenditures to the participating institutions/facilities.

Institutions/facilities are encouraged to solicit sample or promotional merchandise that can be given to the inmate body.

Existing State contracts for items that are used to operate the institutions/facilities shall be used for purchasing IWF items when the prices are lower than from other resources.

Products from the PIA may be offered for sale to inmates through the canteens on the same basis as commodities purchased from commercial sources.

23010.7.3 Equipment

Institutions/facilities taking advantage of State contract prices when purchasing IWF equipment shall submit the purchase estimate to the Office of Procurement, DGS, if this is required by the terms of the Office of Procurement contract with these vendors.

23010.7.4 Consolidation of Orders by Headquarters

To take advantage of quantity purchasing, the Central Office IWF Officer shall initiate action for consolidated contracts with vendors for the purchasing of certain merchandise and equipment items by institutions/facilities.

23010.7.5 Unbudgeted Equipment and Construction Projects

Purchase orders for equipment and for construction projects not previously budgeted shall be submitted with justifications to the IWF Officer for approval.

23010.8 Review of Financial Condition

The DOF conducts a biennial audit of the IWF that includes an audit report summarizing expenditures by major categories.

At least one copy of the audit report shall be posted at the inmate canteen, and at least one copy shall be made available in the inmate law library for inmate review.

At the end of the intervening fiscal year, the institution/facility shall post, at the inmate canteen, at least one copy of the institution's/facility's statement of operations, and one copy shall also be made available in the inmate law library for inmate review.

Institutions/facilities shall post a copy of the latest Monthly Calstars Expenditure Report and Statement of Operations at each inmate canteen every quarter. A copy of these statements shall also be placed in the inmate law library.

23010.9 Services to Other Organizations

A 10 percent service charge, which is remitted to the IWF, shall be added to monthly inmate payrolls when billing other organizations for inmate services not performed for facility convenience. When a blood sale is authorized (California Code of Regulations (CCR), Title 15, Section 3359), the institution may impose an additional charge to the purchaser to retrieve the cost of Department resources used in drawing the blood. The proceeds of such charges shall be deposited in the IWF.

Inmate payrolls shall not be processed through the IWF.

23010.10 Service Charges for Handicraft Items

To defray handling costs on the purchase of materials used in the manufacture of handicraft articles and to balance possible losses, 10 percent shall be added to the purchase price only, exclusive of costs, such as State tax, freight, and handling, and charged to the inmate for such articles. No charge shall be made on canceled orders. This service charge shall be deposited in the IWF.

Handicraft Items for Sale

A 10 percent administrative surcharge shall be added to the price established by the inmate on all articles placed on sale including paintings. However, one percent will be refunded to the inmate for the sales tax paid on the raw materials used in the handicraft articles sold.

Paintings

"Paintings" shall include all kinds of pictures, drawings, sketches, etchings, and any frames that are attached.

Repair of Handicraft Items

A 10 percent administrative surcharge shall be added to the cost established by the inmate for the repair of handicraft-type articles for State employees or the public through the handicraft program. This surcharge shall be deposited in the IWF.

23010.11 Service Charge on Inmate Donations

Ten percent shall be deducted from inmate donations for deposit in the IWF to offset processing costs. The 10 percent charge will be made in accordance with DOM Chapter 5, Article 37.

23010.12 Property Loss, Cash Shortages, and Uncollectible Checks

The IWF shall not be used to reimburse inmates for the theft or loss of personal property including, but not limited to, canteen cards, canteen draw balances, ducats, trust funds, handicraft items, or checks received for handicraft sales that become uncollectible. Inmates shall submit Victim Compensation and Government Claims Board claims for such losses in accordance with DOM Chapter 5, Article 53.

23010.13 Distribution of Contraband Currency

In accordance with DOM Chapter 5, Article 20, Disposition of Currency, all contraband currency confiscated from inmates shall be deposited in the IWF as miscellaneous income.

23010.13.1 Contaminated Currency

After contaminated currency is confiscated, it shall be placed in a sealed plastic container clearly marked "CONTAMINATED." The container shall be turned in to the Associate Warden, Business Services (AWBS) or a designated Business Services representative for mailing to the Department of Treasury for destruction. The AWBS or representative shall enclose a letter instructing the Department of Treasury to deduct any processing fee from the contaminated money amount, and issue a check payable to the IWF for the balance, if any, of the contaminated money.

The letter and contaminated money shall be packaged and mailed to:

United States Government
 Department of Treasury
 Bureau of Engraving and Printing O.C.S. Room 344
 Post Office Box 37048
 Washington, DC 20013

Upon receipt of reimbursement, the AWBS or representative shall deposit the check into the IWF.

23010.14 Revisions

The Chief Financial Officer, Office of Fiscal Services, or designee shall be responsible for ensuring that the contents of this Article are kept current and accurate.

23010.15 References

PC §§ 2813, 5005, 5006, and 5007.

CCR (15) (3) §§ 3104, 3359.

DOM §§ Chapter 2, Article 4, and Chapter 5, Articles 20, 34, 37, 50 and 53.

CHAPTER 3 -PERSONNEL, TRAINING, AND EMPLOYEE

RELATIONS

ARTICLE 1 – EQUAL EMPLOYMENT OPPORTUNITY/SEXUAL HARASSMENT

POLICY

*Revised September 18, 2012***31010.1 Policy**

The California Department of Corrections and Rehabilitation (CDCR) is committed to providing Equal Employment Opportunity (EEO) to all employees and applicants and creating a work environment in which all individuals are treated with respect and professionalism. Consistent with this commitment, it is the policy of CDCR to provide a workplace free from discrimination, harassment, and retaliation for all applicants, employees, contractors, and volunteers. Accordingly, CDCR has adopted a Zero Tolerance Policy, which applies to all aspects of employment within CDCR including recruitment, hiring, promotion, transfer, training, corrective and/or disciplinary action, adverse action, and other terms, conditions, and benefits of employment. A “zero tolerance” policy means that violations of this policy will not be tolerated. When policy violations are found to have occurred, appropriate corrective action and/or discipline, up to and including dismissal, depending on the severity of the violation, will be taken.

All employees are prohibited from discriminating against or harassing anyone on the basis of their protected status. The bases for filing a complaint are:

- Age (40 or older)
- Ancestry
- Color
- Disability (physical or mental)
- Genetic Information
- Marital Status
- Medical Condition (cancer or genetic characteristics)
- National Origin
- Political Affiliation or Opinion
- Race
- Religion
- Sex/Gender (including sexual harassment and pregnancy)
- Sexual Orientation
- Veteran Status/Military Service

The protected bases listed above may include the perception that the individual has any of these characteristics or that the individual is associated with a person who has or is perceived to have any of these characteristics.

All employees are also prohibited from discriminating against or harassing anyone because of:

- Usage of leave rights permissible under the Family and Medical Leave Act (FMLA), California Family Rights Act (CFRA), and/or Pregnancy Disability Leave Act.
- EEO Retaliation

All employees are prohibited from retaliating against any person because the person has opposed any practices forbidden under this policy or because the person has filed a complaint, testified, or assisted in any proceeding related to this policy.

All employees are prohibited from aiding or coercing any acts forbidden under this policy.

All employees are prohibited from engaging in behavior that rises to the level of discrimination, harassment, or retaliation in violation of:

- Title VII of the Civil Rights Act of 1964 (including amendments)
- California Fair Employment and Housing Act (FEHA) of 1959 (including amendments)
- California Code of Regulations (Titles 2 and 15)
- Departmental EEO/Sexual Harassment policies and procedures
- Other California and federal EEO laws

This policy applies to conduct that occurs in any location operated by CDCR or is considered a workplace by CDCR, as well as any location that can reasonably be regarded as an extension of the workplace, such as an off-site business or social function, or other non-CDCR facility where CDCR

business is being conducted. This policy applies to conduct that occurs off-duty and is brought back to the workplace, when such conduct adversely affects the individual in a manner otherwise prohibited by this policy.

31010.2 Purpose

The purpose of this policy is to prevent misconduct before a violation of the law occurs and to define the roles and responsibilities of CDCR management and employees relative to the EEO/Sexual Harassment policy and the discrimination complaint process described below.

Complainant’s Rights:

Every employee or applicant has the following rights:

1. The right to a discrimination-free work environment.
2. The right to file a discrimination complaint, freedom from influence to refrain from filing a complaint, and freedom from retaliation after filing a complaint, (see “Filing a Complaint” below). Employees and applicants must immediately report the discriminatory action or conduct.
3. The right to have their complaint promptly reported, objectively reviewed, and investigated when appropriate.
4. The right to be informed of the determination/disposition of the complaint.
5. The right to be represented by a person of the complainant’s choosing at each and all steps of the process.
6. The right to file a complaint with the California Department of Fair Employment and Housing (DFEH), Equal Employment Opportunity Commission (EEOC), and other appropriate State and federal compliance agencies.

31010.3 Conduct Violations**EEO Policy and Violations**

The type of prohibited discriminatory or harassing behavior which may be found to constitute a violation of CDCR’s EEO/Sexual Harassment policy includes, but is not limited to:

- Making employment decisions on the basis of an individual’s protected characteristics.
- Changing the terms, conditions, or privileges of employment of an employee in retaliation for filing a discrimination complaint or participating in the discrimination complaint process.
- Denying or failing to provide reasonable accommodation for a disability or a bona fide religious practice.
- Denying a leave request for which an employee is eligible under FMLA, CFRA, or because of pregnancy and pregnancy-related conditions.
- Using discriminatory terms or telling discriminatory jokes that are based on an individual’s protected status.
- Displaying objects, cartoons, pictures, or posters that are derogatory or discriminatory based on an individual’s protected status.
- Posting, sending, uploading/downloading messages with discriminatory or retaliatory content in any form via electronic mail, the intranet/internet websites, cell phone, interoffice mail, or public or private mail.
- Discriminating against any employee in violation of this policy so as to create a hostile work environment.
- Engaging in any unwanted physical contact or leering.
- Making harassing telephone calls to a coworker, or sending harassing correspondence to an individual by any means including, but not limited to, public or private mail, interoffice mail, facsimile, electronic mail or text messaging.

Sexual Harassment Violations

Sexual harassment is defined under State and federal laws and by this policy as unsolicited and unwelcome sexual advances, requests for sexual favors, and other verbal, physical, or visual conduct of a sexual nature that interferes with work performance by creating an intimidating, hostile, or offensive work environment. Such conduct constitutes sexual harassment in violation of this policy when:

- (1) Submission to the conduct or communication is made either explicitly or implicitly a term or condition of employment.
- (2) Submission to or rejection of the conduct or communication is used as a basis for employment or service decisions affecting the individual.

- (3) Such conduct or communication has the potential to negatively affect an individual's work performance and/or create an intimidating, hostile, or offensive work environment.

The type of prohibited discriminatory or harassing behavior which may be found to constitute a violation of CDCR's zero tolerance EEO/Sexual Harassment policy includes, but is not limited to:

- Demanding sexual favors in exchange for employment benefits, or as a term or condition of employment whether explicitly or implicitly.
- Engaging in any unwanted physical contact, including touching, leering, making sexual gestures, impeding or blocking movements, pinching, grabbing, patting, intentionally brushing up against another individual in a sexual manner, rape, or sexual assault.
- Engaging in retaliation after a negative response to sexual advances.
- Using sexually derogatory terms or telling sexual jokes and/or stories.
- Displaying objects, cartoons, pictures, or posters of a derogatory or sexual nature.
- Posting, sending, or uploading/downloading sexual or demeaning materials in any form via electronic mail, the intranet/internet websites, cell phone, interoffice mail, or public or private mail.
- Following or stalking an employee.
- Making harassing telephone calls of a sexual nature to a coworker, or sending sexually harassing correspondence to an individual by any means including, but not limited to, the use of public or private mail, interoffice mail, facsimile, electronic mail, or text messaging.

31010.4 Responsibilities

Deputy Director, Office of Internal Affairs

The Deputy Director, Office of Internal Affairs (OIA), will establish a Civil Rights Operations (CRO) within OIA. The CRO will develop policy and provide training to meet the Department's obligation to ensure EEO and a work environment free of discrimination, harassment, and retaliation.

Chief, Civil Rights Operations

The Chief, CRO, OIA, shall:

- Develop EEO/Sexual Harassment policies and procedures.
- Provide statewide direction in the implementation of the Department's EEO/Sexual Harassment policy and procedures in compliance with State and federal laws and departmental policies to ensure a work environment free of discrimination, harassment, and retaliation.
- Oversee the statewide discrimination complaint process and provide technical assistance to Hiring Authorities.
- Ensure the Department is in compliance with requirements mandated by external State and federal agencies, including DFEH, and the EEOC.
- Monitor the most sensitive and/or complex cases.
- Consult with the Office of Legal Affairs when necessary.
- Conduct research and prepare reports.
- Ensure the Disability Advisory Committee (DAC) and other EEO/Sexual Harassment workgroups are effectively implemented throughout the Department.
- Coordinate with the Office of Training and Professional Development in the development and delivery of EEO/Sexual Harassment Prevention training, including monitoring and evaluating the effectiveness of such training.
- Provide EEO program support; ensure the adequacy and accuracy of training materials; identify training needs; and customize training to meet training requirements.
- Complete the annual Workforce Analysis Report, including goals for persons with disabilities and upward mobility.
- Provide technical assistance to CDCR staff regarding EEO/Sexual Harassment issues, internal and external complaint processes, and completion of forms.
- Serve as a liaison for the Limited Examination and Appointment Program (LEAP); incorporate LEAP into training programs to encourage hiring of qualified persons with disabilities.
- Serve as the EEO Officer. In the performance of these duties, report directly to the Secretary, as required by Government Code Section 19795.

Civil Rights Operations, Headquarters Staff

The CRO, Headquarters Staff shall:

- Review discrimination complaints received by OIA.
- Provide analysis of discrimination complaints alleging a violation of the CDCR EEO/Sexual Harassment policy.
- Provide a response to external compliance agencies regarding complaints or requests for information.
- Develop EEO/Sexual Harassment training for CDCR staff and managers.
- Provide technical assistance to CDCR staff on EEO/Sexual Harassment policy.

Civil Rights Operations, Regional Staff

The CRO, Regional Staff shall:

- Provide EEO/Sexual Harassment training for EEO Coordinators and local CDCR staff.
- Provide technical assistance to local CDCR staff on EEO/Sexual Harassment policy.
- Assist Special Agents with investigations involving allegations of harassment/discrimination.
- Provide response to External Agencies related to OIA investigations.
- Serve as a liaison between OIA and EEO Coordinators, EEO Counselors, and field training staff.

Hiring Authority

The Hiring Authority shall:

- Ensure compliance with the EEO/Sexual Harassment policy and procedures and applicable State and federal laws by all employees under their authority and take immediate and appropriate course of action as necessary.
- Ensure that employees under their management or supervision have received EEO/Sexual Harassment training and a copy of the policy.
- Ensure discrimination complaints received are referred to, recorded, and reviewed by the EEO Coordinator and logged in compliance with Department Operations Manual (DOM), Section 31140.13, regardless of the nature of the complaint.
- Assign an appropriate employee to the position of EEO Coordinator, normally at the level of a Captain, Parole Agent III, Staff Services Manager II or above.
- When appropriate, the Hiring Authority may conduct an allegation inquiry in compliance with DOM Section 31140.14.
- Take disciplinary action pursuant to CDCR DOM, Articles 14 and 22 when necessary, to address violations of the CDCR EEO/Sexual Harassment policy.

EEO Coordinator

Under the supervision of the Hiring Authority, the EEO Coordinators shall:

- Receive discrimination complaints (whether or not they are documented on a CDCR Form 693, Discrimination Complaint (Rev. 06/12)) and initiate the discrimination complaint process following the EEO Coordinator's manual provided by OIA.
- Review the complaint, including the CDCR Form 693, and collect any other documents submitted or identified by the complainant and/or EEO Counselor.
- Provide respondent with a Notice of Complaint (formerly known as Admonishment Letter and Cease and Desist Letter) to order the alleged conduct or retaliation to stop/cease.
- Notify the complainant and respondent(s) in writing following the disposition of the complaint after the Local Intervention Process (LIP).
- Provide recommendation to the Hiring Authority regarding EEO/Sexual Harassment policy, complaints, and related concerns.
- Serve as a liaison between employees and management to help resolve discrimination complaints by discussing problems with employees and appropriate supervisors, by advising employees on the issues, and by developing appropriate solutions.
- Select EEO Counselors and provide them with training, technical assistance, direction, and maintain their contact information.
- Provide assistance to OIA in scheduling on-site interviews, including interviews conducted by external compliance agencies, and obtaining any requested documents.

EEO Counselors

Under the supervision of the EEO Coordinator, the EEO Counselors shall:

- Establish and provide an open channel of communication through which employees may discuss complaints.
- Direct individuals to the appropriate procedure if the issue of the complaint does not involve an allegation of discrimination.
- Advise employees of their rights and responsibilities with regard to the internal and external discrimination complaint procedures.
- Inform employees of the EEO/Sexual Harassment policy and procedures and the discrimination complaint process.
- Receive discrimination complaints (whether or not they are documented on the CDCR Form 693) and forward them to the EEO Coordinator within 24 hours regardless of the complainant's desire to keep the complaint confidential.
- Conduct the LIP interview with the complainant and submit the completed CDCR Form 693 and documentation to the EEO Coordinator.

Managers and Supervisors

Under the supervision of the Hiring Authority, all CDCR managers and supervisors shall:

- Maintain and promote a work environment free from discrimination, harassment, retaliation, and unprofessional or disrespectful conduct related to this policy.
- Adhere to the EEO/Sexual Harassment policy and procedures, applicable State and federal law, discrimination complaint process and ensure they are communicated to all employees under their supervision.
- Take immediate and appropriate action to stop conduct that violates this policy, regardless of the employee's desire to keep the issue confidential.
- Ensure that employees under their management or supervision have received EEO/Sexual Harassment training and a copy of the policy.
- Advise their employees of their rights and the process for filing an EEO/Sexual Harassment complaint.
- Notify in writing (electronic mail can be used) his or her direct supervisor and the local EEO Coordinator within 24 hours of becoming aware of conduct that may violate CDCR's EEO/Sexual Harassment policy. Prepare and submit a memorandum to the EEO Coordinator within three working days from the date the employee informed the supervisor of the alleged violation.
- Attend mandated EEO/Sexual Harassment Prevention training.
- Separate from any action taken by CDCR, managers and supervisors should be aware that their conduct may result in personal civil liability.

Failure by a manager or supervisor to adhere to the above responsibilities may result in corrective and/or disciplinary action up to and including dismissal from CDCR.

Employees

All CDCR employees shall:

- Adhere to CDCR's EEO/Sexual Harassment policy and procedures, applicable State and federal laws, and the discrimination complaint process.
- Not engage in, condone, tolerate, or leave uncorrected conduct that violates the EEO/Sexual Harassment policy.
- Report any EEO/Sexual Harassment policy violations to any supervisor or manager.
- Cooperate with any investigation conducted by OIA.
- Attend mandated EEO/Sexual Harassment Prevention training.

Failure by an employee to adhere to the above responsibilities may result in corrective and/or disciplinary action, up to and including dismissal from the Department, regardless of rank, level, or classification. Separate from any action taken by CDCR, each employee should be aware that his or her conduct may result in personal civil liability.

31010.5 Discrimination Complaint Process

The CDCR's Discrimination Complaint Process consists of the LIP, referral to OIA by completing CDC Form 989, Internal Affairs Investigation Request analysis by CRO, Central Intake Unit (CIU) review, OIA Investigation, and disposition by the Hiring Authority. A complaint may also be filed directly with the OIA.

31010.5.1 The Local Intervention Process

It is CDCR's policy to resolve a complaint of discrimination, harassment, or retaliation at the lowest level. If an employee reasonably believes that an

EEO/Sexual Harassment policy violation has occurred, he or she must report the alleged misconduct pursuant to DOM Section 31140.5. An employee may also file a complaint using the CDCR Form 693, which can be obtained from the local EEO Coordinator, the OIA, or the CDCR Intranet/Internet websites. An employee must be allowed a reasonable amount of State time to report a complaint to his or her supervisor, an EEO Counselor, the local EEO Coordinator, or any other CDCR manager or supervisor. The individual to whom the violation has been reported will take necessary and appropriate action to assist the employee in reporting the complaint and preventing further violation(s) of this policy.

Any discrimination complaint or any reported issue that may violate the EEO/Sexual Harassment policy received from any employee or an applicant must be forwarded to the EEO Coordinator (within 24 hours whenever possible). Complete confidentiality cannot be assured because of CDCR's legal obligation to take immediate and appropriate action. Confidentiality concerning complaints and investigations is maintained to the greatest extent possible in order to prevent embarrassment, further discrimination or harassment, or retaliation.

The EEO Coordinator may assign an EEO Counselor to conduct a LIP interview with the complainant. After the EEO Coordinator receives the required and supplemental documents from the assigned EEO Counselor, the EEO Coordinator evaluates the complaint and makes a determination. A determination includes, but is not limited to, forwarding the complaint to the Hiring Authority, or the appropriate manager/supervisor.

The complaint must be forwarded to OIA via CDC Form 989 when:

- The alleged misconduct, if true would result in adverse action.
- The complaint is not appropriate for resolution at the local level.
- Executive staff is named as a respondent.
- Subject(s) need to be interviewed about allegations of misconduct.

31010.5.2 Filing a Complaint

A discrimination complaint may be filed via a CDCR Form 693, electronic mail, telephone, or memorandum with the CDCR, OIA within 365 days of the alleged discriminatory action or harm. An employee may also file a complaint by calling the OIA hotline at 1-800-272-1408, or by contacting the State or federal compliance agency (i.e., DFEH, or EEOC, see External Complaint, 31010.5.4).

An employee is not required to confront the person(s) engaged in the conduct believed to be in violation of this policy at any time before or after filing a complaint. If the complaint involves supervisor(s) or manager(s) in the employee's direct chain of command, the employee may report the behavior to any uninvolved supervisor, manager, EEO Counselor, or EEO Coordinator

31010.5.3 Allegation Inquiry

An allegation inquiry may be conducted when violations of the CDCR EEO/Sexual Harassment policy are alleged, but the allegations(s) and/or complainants and respondent(s) are not clearly defined. The OIA, CRO staff may be consulted to determine whether an inquiry is appropriate. The inquiry shall be conducted in accordance with DOM Section 31140.14.

31010.5.4 External Complaint

All employees and applicants may elect to file a discrimination complaint with the following external compliance agencies:

1. DFEH – A complainant may file with DFEH within 365 days from the last incident, date of notification of alleged discriminatory act(s), or date of actual harm.
2. EEOC – An employee may file a discrimination complaint with EEOC within 300 days from the last incident or notification of the alleged discriminatory act(s).
3. United States Department of Labor – A complaint filed with the United States Secretary of Labor should be filed within a reasonable time of when the employee discovers that his or her FMLA rights have been violated. In no event may a complaint be filed more than two years after the action which is alleged to be a violation of FMLA occurred, or three years in the case of a willful violation.

When a charge of discrimination is received from external compliance agencies, OIA shall review the charge to determine the appropriate course of action and take suitable corrective action where appropriate. On behalf of CDCR, the CRO will submit a position statement, including requested supplemental information to the external compliance agencies

31010.6 Definitions of Discrimination Basis**Age**

Age refers to the chronological age of any individual who has reached his or her 40th birthday.

Ancestry

The national or cultural origin of a line of familial descent.

Color

The color of skin of an individual, including shades of skin within a racial group.

Disability

A physical or mental impairment affecting one or more body systems which limits a major life activity, including work; a record of such an impairment; or being regarded as having such an impairment. This includes Human Immunodeficiency Virus and Acquired Immunodeficiency Syndrome.

Genetic Information

Genetic information includes information about an individual's genetic tests and the genetic tests of an individual's family members, as well as information about any disease, disorder, or condition of an individual's family members (i.e. an individual's family medical history).

Marital Status

The legal status in a relationship such as married, never married, single, separated, divorced, or widowed.

Medical Condition

A person's genetic characteristics or a person who has or had cancer.

National Origin

An individual's or his or her ancestor's place of origin. An individual's common language, culture, ancestry, and other similar social characteristics.

Political Affiliation

Membership or association in a political party or special interest group (union issues are not included).

Race

An individual's belonging to one of the accepted anthropological racial groups (i.e., Caucasian, African, Aborigine, or Asian) or the perception that a person is a member of a racial group.

Religion

A person's sincerely held religious belief or belonging to an organized religion or sect, including all aspects of religious belief, observance, and practice.

Retaliation

A negative employment action taken against an individual due to his/her protected activity (opposition to a discriminatory practice or participation in the discrimination complaint process).

Sex/Gender

"Sex" includes, but is not limited to, a person's gender. "Gender" means sex, and includes a person's gender identity and gender expression. ("Sex" also includes, but is not limited to, pregnancy, childbirth, or medical conditions related to pregnancy or childbirth.) "Gender expression" means a person's gender-related appearance and behavior whether or not stereotypically associated with the person's assigned sex at birth.

Sexual Orientation

"Sexual orientation" means heterosexuality, homosexuality, and bisexuality.

Veteran Status/Military Service

Vietnam Era veterans who served from August 5, 1964, to May 7, 1975, and any person entitled to the rights and benefits under the Uniformed Services Employment and Reemployment Rights Act.

31010.6.1 Definitions of Other Terms**Association**

An individual's association with a member of a protected group or membership in an advocacy organization representing a protected group.

Complainant

Any individual or group of individuals who allege the Department has discriminated against them in violation of a State or federal EEO law or regulation or departmental policy.

EEO

The legal right of all individuals to be afforded full and equal consideration for employment, retention, and advancement on the basis of merit.

EEO Counselor

A departmental employee trained to assist in the discrimination complaint process.

EEO Coordinator

A person designated by a Hiring Authority to receive and coordinate internal discrimination complaints.

External Discrimination Complaint

A complaint alleging discrimination, harassment, and/or discrimination filed with a State or federal compliance agency against the Department by a charging party.

Family and Medical Leave Acts/California Family Rights Act

Provisions in State and federal statutes that allow for up to 12 weeks of unpaid leave for the birth of a child for purposes of bonding, placement of a child in the employee's family for adoption or foster care, and the qualified serious health condition of the employee or the qualified serious health condition of a parent, spouse or child. California law provides the same protection for registered domestic partners. Federal law also provides for up to 12 weeks for leave to assist family members in the military who are being called to active duty in support of contingency military operations or are regular military and being stationed overseas; and up to 26 weeks to care for ill or injured family members in the military. The program responsible for the administration of these statuses is Human Resources.

Hiring Authority

The Secretary, Undersecretaries, General Counsel, Chief Information Officer, or any Assistant Secretary, Executive Officer, Director, Deputy Director, Associate Director, Warden, Parole Administrator, Superintendent, Superintendent of Correctional Education, Associate Superintendent of Education, Regional Health Care Administrator, Health Care Manager, Chief Executive Officer, or any other person authorized by the Secretary, CDCR, to hire, discipline and dismiss employees under his/her authority.

Internal Discrimination Complaint

A complaint alleging discrimination filed with the OIA or any local EEO Coordinator.

31010.7 Logging Discrimination Complaints

The Hiring Authority, or designee, shall log each discrimination complaint on the CDCR Form 2140, Internal Affairs Allegation Log, in compliance with DOM, Section 31140.13.

31010.8 Use of State Time

Use of State time for filing a discrimination complaint or participating in investigations shall be approved by the employee's supervisor. Absent an emergency, employees may request and shall be allowed reasonable State time by the supervisor to contact/secure a representative and to discuss the matter with the representative prior to any interview.

31010.9 EEO Advisory Committee

Each institution/parole region shall establish an EEO committee, which is to meet on a quarterly basis, to serve in an advisory capacity to the Hiring Authority on EEO matters including complaints and training.

EEO Advisory Committee Membership shall include the following individuals:

- Warden or Regional Parole Administrator (RPA) and Deputy RPA.
- Institution EEO Coordinator.
- EEO Counselors.

31010.10 Disability Advisory Committee

The DAC, chaired by the Chief, CRO, OIA, shall provide advice and assistance to the Secretary, CDCR, and the Deputy Director, OIA, on disability issues, such as:

- Developing and maintaining EEO programs and activities for persons with disabilities.
- Making recommendations to improve the personnel practices and employment opportunities for persons with disabilities.
- Establishing contact with groups and organizations that are concerned with achieving equitable representation and utilization of persons with disabilities in the CDCR workforce.
- Monitoring of disability issues identified by the committee, including, but not limited to, reasonable accommodation and accessibility, to ensure that necessary actions occur within reasonable time frames.
- Assisting the Department in complying with the Americans with Disabilities Act and other related statutes.

Membership

The Chief, CRO, OIA, is designated as the DAC chairperson.

The DAC shall consist of volunteers selected by the Chief, CRO, OIA, with input from the Hiring Authority and current DAC members. Every effort will be made to include persons with disabilities and ensure geographic and program representation.

Meetings

The DAC shall meet at least annually.

Resources

Members of the DAC shall be primarily involved with the duties and responsibilities of their specific assignments; local administrators shall make the necessary arrangements to allow members reasonable time to perform committee activities.

31010.11 Revision

The Deputy Director, OIA, or designee, shall ensure that the content of this Article is accurate and current.

31010.12 References

Federal

Title VII of the Civil Rights Act of 1964 (including amendments).

Family and Medical Leave Act.

Age Discrimination in Employment Act of 1967.

Americans with Disabilities Act of 1990.

Uniformed Services Employment and Reemployment Rights Act.

Title II of the Genetic Information Nondiscrimination Act of 2008.

State

California Fair Employment and Housing Act of 1959 (including amendments).

California Family Rights Act.

California Department of Corrections Code of Regulations (Title 15).

Government Code Sections 12920 - 12922; 12925 - 12928; 19230 - 19237; 19400 - 19406; 12940 - 12951; 12960 - 12976; 19700 - 19706; 19790 - 19799.

ARTICLE 2 — HEALTH AND SAFETY PROGRAM

Effective February 6, 1990

31020.1 Policy

The Director hereby establishes a health, safety, accident prevention and reporting system to prevent and correct safety and health hazards to its employees, inmates and visitors.

The Department shall strive to provide a healthy environment and safe working conditions, therefore:

- All personnel and inmates of the Department are responsible for the safety of themselves and others.
- Safety considerations shall take precedence over convenience and expediency in the Department's operations.
- Accident prevention and safety are basic management responsibilities:
 - Supervisors shall be evaluated on the effectiveness of their safety efforts.
 - Employees shall also be evaluated on their adherence to safety rules and safe practices.
- Specific annual health sanitation and fire safety inspections shall be performed in accordance with applicable laws and with the assistance of the State Fire Marshal's Office or DHS' sanitation engineer. Follow-up inspections to audit for correction of identified deficiencies shall be performed.

31020.2 Purpose

This section specifies the requirements for establishment, reporting and control of the health and safety management program.

31020.3 Objectives

All systems shall meet or exceed the minimum safety and health standards of the General Industry Safety Orders (GISO), CCR (8); Manual of Standards for Adult Correctional Institutions (ACA); National Fire Protection Association (NFPA) Life Safety Codes; H&SC; and all other applicable federal, state, and local laws, ordinances, and codes regarding occupational safety, environmental health, and fire prevention and control.

Each division head shall maintain a place of employment free from recognized hazards that cause, or are likely to cause, injury/illness or death to employees, inmates and visitors.

All personnel shall be aware of, and have access to, the appropriate manuals and training required to perform assignments in a healthful and safe manner.

31020.4 Definitions

Unless otherwise specifically indicated, the terms used in this section are defined as follows:

Accident

Deviation from planned events which causes an undesirable end result or effect.

Assigned Work or Employment of Inmates

Work performed in any pay or non-pay position in a work program under the direction, and with the approval of a duly authorized supervisory lead person or departmental employee. It does not include skill centers, vocational training, or academic education programs (except for physical fitness training and forestry training which are a prerequisite to fire suppression duties and are authorized by LC 3365) or activities which are clearly not encompassed within the duties and responsibilities of the position to which assigned.

Disabling Injury/ Illness

An injury or illness resulting in either lost workdays beyond the day of injury, loss of consciousness, restriction of motion, termination of employment or transfer to another job.

Employee

Every person in the service of an employer under any appointment or contract of hire or apprenticeship, expressed or implied oral or written, whether lawfully or unlawfully employed.

Employment

The carrying on of any trade, enterprise, project, industry, business, occupation, or work including construction, in which any person is engaged or permitted to work for hire, except household domestic service.

First Aid

Any one-time and any follow-up visit for the purpose of observation of minor scratches, cuts, burns, splinters, etc., which do not ordinarily require medical care. Such one-time treatment and follow-up visit for the purpose of observation is considered first-aid even though provided by a physician or registered professional personnel.

- Procedures such as tetanus injections and diagnostic x-rays are not, in and of themselves, considered medical treatment. Where an injured person has received an x-ray but the x-ray indicates no fracture and the employee receives no further treatment (or prescriptions), the x-ray itself is not considered medical treatment.
- Employees who are treated by a private physician rather than an institution doctor shall have an Employer's Report of Occupational Injury or Illness, SCIF Form 3067, completed and submitted even if the treatment is only first-aid.

A term used to identify the number of disabling injuries/illnesses by a specified unit, department, or institution. It is calculated by multiplying the number of injuries, illnesses and deaths by 200,000 divided by the total number of hours worked by all employees in that unit during the calendar year.

Health and Safety

Freedom from danger to the life and well-being of staff, inmates and visitors as the nature of the employment and environment reasonably permits.

Industrial Injury

Any injury or disease which arises out of the assigned work which may be either specific or cumulative.

- A specific injury or illness is one that occurs as the result of one incident or exposure.
- A cumulative injury or illness occurs over a period of time.

Inmate

A person committed to the custody of the Department who:

- Is in a facility, camp, hospital, or institution of the Department for the purpose of confinement, treatment, employment, training, or discipline.
- Has been temporarily released from a facility under jurisdiction of the Department, with or without custody, for the performance of assigned work.
- Is not an escapee or parolee.

Medical Treatment

Treatment administered by a physician or registered professional practitioner under the standing orders of a physician. Medical treatment does not include first-aid treatment even though provided by a physician or registered professional practitioner.

Personnel and Staff

Any non-incarcerated person employed by the Department and/or working under the jurisdiction thereof.

Personal Physician

An employee's regular physician and/or surgeon, licensed pursuant to Chapter 5 (commencing with § 2000, Personal Physician, Division 2, Business and Professions Code), who has previously directed the medical treatment of the employee, and who retains the employee's medical records and medical history.

Physician

Any physician, surgeon, psychiatrist, optometrist, podiatrist, osteopathic, and chiropractic practitioner licensed by the State of California to practice within the scope of that license as defined by California statutes.

Place of Employment

Any place within the jurisdiction of the State of California and the Department.

Qualified Injured Worker

An employee, whose injury, whether or not combined with the effects of a prior injury or disability, permanently precludes, or is likely to preclude the employee from returning to their usual and customary occupation or position in which they were engaged at the time of injury; and who can reasonably be expected to return to suitable gainful employment through the provision of vocational rehabilitation services.

Qualified Rehabilitation Representative

A person capable of developing and implementing a plan submitted pursuant to 10006 of the Rules and Qualified Regulations of the Administrative Directive, Division Rehabilitation of Industrial Accidents. Such a person may be either a Representative vocational rehabilitation consultant employed by a state, public, or private agency, or an agent of the employer or employee whose experience and regular duties involve the evaluation, counseling and placement of disabled persons.

Recordable Occupational Injuries or Illnesses

Any occupational injuries or illnesses which result in:

- Occupational fatalities, regardless of the time between injury or death, or the length of the illness (No recording is required for fatalities occurring after a termination of employment).
- Occupational Illnesses
- Occupational injuries which involve one or more of the following:
 - Lost workdays (beyond the date of injury).
 - Loss of consciousness.
 - Restriction of work or motion.
 - Termination of employment.
 - Transfer to another job.
 - Medical treatment (other than first-aid).

Serious Injury/ Illness

Any injury or illness occurring in a place of employment or in connection with any employment which requires either inpatient hospitalization for a period in excess of 24 hours for other than observation, or in which an employee suffers loss of any member of the body, or any serious disfigurement. Serious injury or illness shall not include any injury, illness or death caused by the commission of a Penal Code violation, except the violation of PC 385, or an accident on a public street or highway.

Severity Rate

A rate calculated by multiplying the number of days lost times 200,000, divided by the total hours worked by all employees during the calendar year. This indicates the average length of workdays lost due to the injury/illness.

Supervisor

Any individual who has direction or control over another employee.

Vocational Rehabilitation Services

Services reasonably necessary to restore a qualified injured worker to suitable, gainful employment. Such services may include, but not be limited to, vocational evaluation, counseling, retraining (including On-the-job

Training [OJT] for alternative employment with the same employer), and job placement assistance.

31020.5 General Responsibility

Departmental Responsibility

Departmental headquarters and each institution/region shall have staff support capability which is well versed in accident prevention, safety techniques, and departmental loss control practices to support and guide management responsibility in accident prevention and safety efforts.

31020.5.1 Hiring Authority's Responsibility

Each hiring authority shall monitor the overall health and safety program within their jurisdiction and shall adopt, furnish and use those means, methods, practices, and operations adequate to foster safe employment and living conditions for employees and inmates. They shall:

- Appoint a local safety coordinator who reports directly to the Warden or RPA in all matters of safety and health, including fire safety.

Paroles

In Paroles, the regional safety coordinator shall be the staff services analyst. However, district administrators, community based correctional center administrators, reentry coordinators, and the deputy RPA for region headquarters, shall administer the health and safety program in their respective areas of assigned responsibility.

Institutions

In institutions, a safety coordinator (e.g., the institutional fire chief) and an RTWC (e.g., the Business Manager II) shall be appointed.

The name and occupational title of the local safety coordinator shall be transmitted to the departmental coordinator each time a change occurs.

Provide the local safety coordinator with training in safety, health and fire safety.

Inspections

- Annual sanitation inspections and environmental health surveys shall be conducted by a DHS' sanitation engineer.
- Annual fire safety inspections shall be conducted by the State Fire Marshal.

Ensure that pertinent information on worker's compensation and rehabilitative programs are provided to injured employees or inmates.

31020.5.1.1 Hiring Authority's Mandatory Notifications

Responsibility

Ensure posting of the following mandatory notices at locations in each work place accessible by all employees:

- STD Form 621, Notice to State Employees.
- Safety and Health Protection on the Job provides notice of employee protections and entitlements.
- CAL-OSHA Form S-11, Access to Medical and Exposure Records, shall be posted at a location in each work place, inmate law library, all entrance gates, and other locations accessible for review by all inmates/employees .
- Ensure that all personnel are aware of, and have access to, the manuals and training required to perform their job assignments in a healthful and safe manner.
- Appoint and maintain an active local safety committee represented by the lead supervisor and an alternate from each major interest and/or work area involved in the institution/region.
- Ensure that each division head maintains a place of employment free from recognized hazards that cause, or are likely to cause, injuries/illnesses or death to employees and inmates.

Compliance

- Ensure compliance and cooperation with applicable federal, state, departmental, and institution/region/division laws, codes, policies, standards, and procedures regarding healthful and safe operations.
- Through periodic inspections, the hiring authority shall confirm acceptable health and safety standards, or
 - Implement corrective action.
- CAL-OSHA Form 200, Log and Summary of Occupational Injuries and Illnesses (final summary page only). Post in a conspicuous place from February 1 to March 1 annually .
- Department of Occupational Safety and Health citations issued under LC 6317 shall be posted at, or near, each location where a violation referred to in the notice occurred.

- Minutes from the institution's monthly Safety Meeting.

31020.5.2 Departmental Health and Safety Officer's Responsibility

The Departmental Health and Safety Officer acts under the direction of the Chief, Personnel, Health and Safety, and shall:

- Provide overall coordination and implementation of the Department's safety and health programs, as follows:
 - Act as the chief consultant for all accident prevention loss control and employee safety matters in the Department and with other governmental entities.
 - Represent the Department in all interagency affairs dealing with health and safety matters.
 - Develop, implement, and monitor programs to reduce industrial injuries/illnesses and related compensation costs.
 - Develop, implement, and monitor programs to reduce industrial injuries/illnesses and related compensation costs.
 - Evaluate performance and set goals/guidelines regarding safety issues for the Department.
 - Develop progressive safety, environmental health and fire prevention programs.
- Provide resource information, including training when required or requested, using departmental resources, the Office of Insurance and Risk Management and the State Fire Marshal, for the following areas:

Programs

- Occupational safety and health standards.
- Fire safety/prevention programs.
- Workers' Compensation benefits/Enhanced Industrial Disability Leave (EIDL) and Industrial Disability Leave (IDL).
- Accident prevention programs and accident investigation.
- EAP.
- The Return-to-Work Program.
- Temporary duty assignments for medically restricted staff.
- Non-Industrial Disability Insurance benefits.
- The Safety Award Program.
- The Employee Post-Trauma Program.
- Control of hazardous, flammable, toxic and volatile substances.
- Environmental health.

Enforcement

- Assist with the enforcement of safety laws and departmental policies, if supervision fails to carry out its assigned obligations. This authority includes the ability to order work stopped when any activity or object in that work area represents a potential for serious injury or illness to employees or inmates.
- Report, in writing, to the appropriate management all accident prevention opportunities and safety deficiencies discovered with recommendations for appropriate corrective action.

31020.5.3 Supervisor's Responsibility

All departmental supervisors are responsible and accountable for safety performance in their respective areas of responsibility.

Supervisors shall be evaluated on the effectiveness of their safety efforts and shall:

- Instruct employees on the proper safety equipment and personal protective clothing to be used in their particular work assignment.
- Provide all employees updated health and safety training annually on all changes in laws, ordinances, departmental policies or procedures as related to their specific duty assignments.
 - Conduct discussions of safety issues with employees or inmate/parolee workers under their supervision. The length and frequency of these safety meetings shall be commensurate with the hazards of the particular assignment. These meetings shall be properly documented as to time, date, content, names of participants, etc.
 - Institution supervisors shall meet with employees a minimum of once a month.
 - Supervisors of construction-type assignments shall have weekly safety meetings of at least 10 minutes.

- Provide safety orientation to new employees prior to job assignment, particularly new employees who will be driving a vehicle on State business.

Verifications

- Confirm the validity of the employees' operator's license.
- Confirm the provision of defensive driving instruction at least every four years.
- Brief employees on employee protection plans.
- Evaluate and document on the employee's performance report, the employee's adherence to safety rules and practices.
- Ensure that appropriate disciplinary action is taken when an employee or inmate worker does not abide by the applicable safety regulations and practices.

Inspections

- Conduct thorough, comprehensive inspections:
 - Daily informal safety inspections of work area for any hazard which may pose potential injury or illness to employees or others.
 - Formal weekly safety inspections of all areas using hazard checklist for grounds and for buildings.

All areas shall be inspected weekly by a supervisor trained in fire and life safety precautions. Supervisors shall not inspect their own areas of operation but shall trade areas with another trained supervisor in order to provide unbiased inspections.

- Monthly/quarterly safety and sanitation inspections. Findings shall be documented with deficiencies noted.

Health and sanitation inspections shall be performed by a qualified departmental staff member trained in the application of jurisdictional codes and regulations.

- Enforce rules, laws, and procedures concerning health and safety.
 - Become familiar with departmental policies and operational procedures regarding the specific work area being supervised.
- Report, as quickly as possible, any unsafe or unhealthful condition.

Documentation

Take immediate action to correct deficiencies. If immediate correction is not possible, a statement shall be prepared indicating what is needed and a date of expected completion. Copies shall be forwarded to the next line supervisor, the safety coordinator, and other appropriate personnel who may be involved in the correction. The supervisor preparing the documentation report should maintain a copy for their records.

Injury Report

In case of work-related employee injury or illness, complete the Supervisor's Report of Injury or Illness (STD Form 620) within 24 hours.

If the employee believes the injury/illness was caused or aggravated by the employment, then the Employer's Report of Occupational Injury (SCIF Form 3067) shall also be completed.

- Ensure that each employee, inmate, or parolee is advised of the safety requirements of the job, including the duties to be performed, the procedures to be followed, and the hazards present in performing the job.
- Ensure that the proper equipment and all safety devices are correctly installed, operative, and properly used.

31020.5.4 Employee's Responsibility

All employees shall:

- Follow accident prevention rules and regulations, departmental policies, institutional procedures, ordinances and laws, as required by their job assignment with particular attention to the following:
 - Disturbance control.
 - Emergency preparedness and employee protection.
 - Control of hazardous, toxic, and volatile substances.
 - Fire prevention and suppression.
 - Safety operational procedures.
 - Inspections.
 - Injury reporting.
 - Firearms, chemical agents, ammunition, and related equipment.
- Observe all safety signs, posters, etc.

- Use all safety devices, guards and equipment appropriate to the task assigned.
- Report any safety violation or unsafe condition to the supervisor, the local safety coordinator, or other designated person as quickly as possible.
- Take action to correct safety violations within their authority.
- Take definitive safety precautions.
- Immediately report any unsafe or unhealthy condition that cannot be readily remedied. Reports shall be made to the appropriate supervisor, with a copy of the report sent to the local safety coordinator.

If Injured

In case of injury or illness the employee shall:

- Report all accidents/incidents to the supervisor promptly, but no later than 24 hours after the injury/illness becomes known (SAM Section 2581.1). Failure to report the injury or illness promptly may result in delay and/or denial of benefits.
- Obtain first-aid for minor injuries or illnesses from the institution medical department and return to work as soon as medically feasible.

If unable to return to work following the first-aid treatment, or if further medical treatment is required or requested, the employee shall:

- Notify supervisor immediately.
- Accept examination and treatment by the physician and/or facility arranged by the Department as indicated on the Notice to Employees, STD Form 621 unless the employee has notified the Department in writing prior to the claimed injury or illness that they want to be treated by a personal physician. (See 31020.4 of this section for a definition of personal physician.)
- Keep the Department/supervisor informed of the physician's opinion concerning the employee's ability to work.
- Complete an Employee's Attendance Report, CDC Form 998, each month for time lost because of work injury/illness.

Every employee is responsible for their personal safety and the safety of others. This includes attending the appropriate training required to meet or exceed the departmental goals and objectives.

31020.5.5 Central Office/ Institution/Parole Region Safety Coordinator's Responsibility

The local safety coordinator shall:

- Develop and implement the local safety program.
- Ensure compliance with all safety regulations, codes, directives, and policies.
- In case of serious or imminent hazards to life or safety in any place of work within the institution/parole region/office, exercise the authority to shut down the hazardous job, work site, or area until adequate corrections are made.
- In conjunction with the safety committee, review operations to assure compliance with the departmental safety plan prepared by the Health and Safety Unit.
- Meet at least monthly with the Central Office institution/region Safety Committee and attend all departmental safety coordinator's conferences.
- Make regular, periodic on-site inspections of facilities, equipment, and devices to ensure that:
 - They are in safe operating condition.
 - Safety devices are in place and operative.
 - Safe operating procedures are being used.
 - Living areas are free of hazards.
- Report the inspection findings to the hiring authority.
- Make written recommendations to the hiring authority regarding the prevention/correction of possible, imminent, or present fire or life safety problems.
- Review all accident reports of employees and inmates to evaluate compliance with safety policies and procedures and make recommendations regarding preventive and/or corrective action and training needs.
- Work in cooperation with training staff to develop training programs in the areas of fire and life safety and ensure:

- Provision of one hour of safety training to all new staff during orientation.
- Presentation of safety classes through IST at regular intervals throughout the year.

31020.6. Health Management Program

The Health Management Program shall consist of the following sections.

31020.6.1 Reserved

31020.6.2 Medical Termination/ Disability Retirement (Industrial and Non-Industrial)

Medical termination or disability retirement are proper steps to take in the event that all appropriate vacant positions in the Department have been evaluated and determined inappropriate or there are no vacancies in the Department and all other benefits have been exhausted.

Medical termination and disability retirement are administrative or voluntary actions which separate an employee who has incurred a disability/illness and/or is unable to perform the duties of any position in the Department.

31020.6.2.1 Immediate Supervisor's and/ or Employee's Responsibility

The employee and/or the immediate supervisor shall contact the local or departmental RTWC for assistance in initiating a medical termination or disability retirement.

31020.6.2.2 Local and/or Departmental Return-To-Work Coordinator's Responsibility

If existing documentation is insufficient for the appropriate action, the local or departmental RTWC shall arrange for a medical examination and report, cost to be paid by the Department. The appointing power may require an employee to submit to a medical examination to evaluate the capacity of the employee to perform the work of a position. [The local SCIF Office may be contacted for assistance in the selection of a physician.]

Documentation

Sufficient documentation may include one or more of the following:

- A medical report from the employee's doctor stating that the employee is not physically and/or mentally able to function in the current position or any other position.
- A statement from the employee that they are not physically and/or mentally able to function in the current position or any other position.
- A medical report from SCIF stating that the employee is not physically and/or mentally able to function in the current position or any other position.

PERS-BEN Form 369

For processing disability retirements, initiate the application for retirement, PERS-BEN Form 369, upon request from appointing power and/or employee, if eligible for disability retirement.

Advising the Affected Employee

Advise the employee that the treating physician shall receive a copy of the medical examiner's report.

Assist and counsel the employee as to the appropriate action to be taken if medical reports or the employee's own written statement indicate an inability to perform in the present position or any other position or the employee has declined an appropriate position(s) that was offered.

Advise the employee of appeal and reinstatement rights.

Retirement Eligibility Criteria

Work-Related Disability Retirement. No minimum service required for State safety members, five years of credited service required for industrial members.

Non-Work-Related Disability Retirement. Five years of credited service required by all members of PERS.

Forward the request, if initiated by the employee, to the appointing power for appropriate action with the following documents:

- A written recommendation for the approval of the request.
- All pertinent medical information.
- Employee statement, if one was submitted.
- Evidence that all mandatory options and benefits have been exhausted.

Upon approval of the appointing power, forward the completed PERS-BEN Form 369 to PERS.

For processing medical terminations of appointment, complete the Notice of Medical Termination upon request from appointing power. If the employee is ineligible for disability retirement or eligible but wants to waive the right

to disability retirement and elects to withdraw retirement contributions or to allow the contributions to remain in the retirement fund with rights to service retirement in the future, the employee may do so. See Section 33030, Adverse Personnel Action, of this manual for information on service of the notice, and the administrative review process. Notify the local Personnel Transactions Office of proposed action.

31020.6.2.3 Hiring Authority's Responsibility

The hiring authority's responsibility is to approve disability retirement or medical termination, whichever is applicable, after considering the conclusions of the medical information and other pertinent information stating that employee is unable to perform the work of the present position or any other position in the Department.

Return approved action to the RTWC who initiated the action.

31020.6.2.4 Appeal and Reinstatement Rights

If terminated, the employee shall be given at least 15 days written notice prior to the effective date of the termination. If the employee wishes to appeal the termination decision to the SPB, that must be done within 15 days after receipt of the written termination notice.

Appeal Rights

If PERS disapproves an employee's request for disability retirement, the employee may file a written appeal with PERS in Sacramento within 30 days of the mailing of the disapproval notification. An appeal should set forth the factual basis and the legal authorizations for the appeal.

Reinstatement Rights

Reinstatement is considered upon request of an appointing authority or petition of the employee who was terminated. If it is determined by SPB that the employee is no longer incapacitated for duty, the employee shall be reinstated to an appropriate vacant position in:

- The same class, or
- A comparable class, or
- A lower rated class.

Such a reinstatement to a position in a different agency may be made only with the concurrence of that agency. In approving or ordering such reinstatements, the SPB may require the satisfactory completion of a new probationary period.

Re-Employment Lists

When the SPB finds the employee who was terminated, demoted, or transferred is no longer incapacitated for duty but there is no vacant position available, the name of the employee shall be placed upon such re-employment lists as are determined to be appropriate by the SPB.

31020.6.3 Non-Industrial Disability Insurance

State employees who meet eligibility requirements and become disabled because of a covered injury, illness or medical condition, including pregnancy may be eligible to receive Non-Industrial Disability Insurance (NDI) benefits.

NDI is a wage continuation program administered by the Employment Development Department.

Qualification

To qualify, a departmental employee must be a current active member of the PERS. An employee must be in "compensated employment" (in pay status and not separated by a formal leave of absence). All permanent part-time and full-time employees or probationary employees or state officers are covered under the program. Permanent part-time and permanent intermittent employees and state officers who have at least six monthly compensated pay periods of service in the 18 months immediately preceding the pay period in which the disability begins, may also be eligible for NDI benefits on a prorated basis.

Benefits and leave credits may vary according to designation and/or collective bargaining unit. For further details see bargaining unit contracts or DPA Rules 599.770 through 599.779.

31020.6.4 Reserved

31020.6.5 Reserved

31020.7 Safety Management Program

Each institution's safety plan shall ensure that all work and living areas are safe from life-endangering conditions and comply with departmental guidelines by a general safety plan.

Parole and Central Office facilities shall submit only the Employee Protection Plan which shall be titled "Emergency Preparedness Employee

Protection." Two copies shall be submitted to the appropriate deputy director (either for P&CSD or ASD) for review and forwarding to the CHP.

31020.7.1 Central Office/ Institution/Parole Region Safety Committee

The safety committee is the vehicle by which the routine day-to-day health and safety issues (i.e., life safety, procedures, accident reports) are raised, and, where possible, resolved.

31020.7.1.1 Membership

Central Office/ Institutions

Central Office or institution membership may be represented through, but not limited to the following listed areas, by a representative or designee. The committee shall consist of at least fifteen members representing a large cross-section of the work force. When a committee vote is required, a simple majority vote of those present shall be necessary.

- Fire Chief.
- Business Services.
- Custody.
- Food Services.
- PIA.
- Maintenance.
- Medical.
- Education.
- Exclusive bargaining agents.
- IST officer.
- ACA Coordinator.
- Employee Relations Officer (ERO).
- Records.
- Forestry training representative.

Paroles

In Paroles, the members shall consist of the following positions or designees:

- Regional Administrator (chairperson).
- Deputy Regional Administrator (vice chairperson).
- Assistant Regional Administrator.
- Three PAs representing the major functional interest and/or geographic areas.
- A community based correctional center administrator.
- Reentry coordinator.
- Training coordinator.
- Regional safety coordinator.

Each hiring authority shall submit to the Departmental Health and Safety Officer by January 1 of each year, a roster of the organization and membership by occupational title of the committee.

31020.7.1.2 Meetings

The safety committee shall meet at least monthly with the local safety coordinator. Meetings may be held more frequently where circumstances dictate or to deal with specific conditions or situations.

Minutes shall be kept of monthly meetings and copies transmitted to the Departmental Health and Safety Officer and the other institution/parole region safety committees.

31020.7.1.3 Responsibility

Safety committees shall:

- Formulate recommended courses of action to resolve or prevent safety violations.
- In conjunction with the local safety coordinator, develop recommendations for deviations from the standards established in this section as a result of unique local needs.
- Ensure that regular, periodic on-site inspections of the facilities, equipment, and operational procedures are made as required and that the findings are reported to the hiring authority.
- Investigate complaints of a serious or sensitive nature regarding hazardous conditions or unsafe practices upon referral by the local safety coordinator.
- Assist in development of safety plan and review plan annually making recommendations to the local safety coordinator.

31020.7.2 Color Code and Markings for Equipment, Fixtures, and Buildings

The color code shown below shall be used throughout the Department for fire protection and accident prevention.

The painting of institutional buildings and facilities, other than those specifically enumerated in this section, shall not be affected by this code.

Red (Fire Protection)

To mark instruments for combating fire. Storage spaces or cabinets for fire extinguishers, fire hose, fire blankets, standpipes.

- Equipment: Alarm stations, sprinkler systems (except sprinkler heads), stop push buttons on machines, safety sign highlighting.
- No smoking areas: Use red and white alternate stripes.
- Hydrants: Paint in accordance with NFPA recommendations;

Vermillion, Candy- Apple Red, White, Lime Yellow

- Fire apparatus.

White (Traffic)

To mark facilities for good housekeeping. Aisle marking, corners, waste receptacles, floor areas immediately surrounding waste receptacles, etc.

Blue (Precautions)

To mark electrical apparatus. Electrical controls, switch boxes, operating levers, ovens, vats, valves, tanks, compressors, etc.

Green (Safety)

To mark first-aid equipment. Stretchers, stretcher areas, gas masks and respirator containers, surgical wagons, etc.

Orange

To mark hazardous machines or equipment. Interior surfaces of fuse boxes, power boxes, machinery guards, exposed moving parts, rolling stock, hand trucks, pallet trucks, fork-lifts, waste trucks, conveyers, etc.

Note: Paint wheels on rolling stock BLACK.

Yellow (Med.) and Black Alternate Diagonal Stripes

To mark stumbling, falling, or tripping hazards, protruding parts, curbs, dead ends, low obstacles, railings, stairway approaches, floor pan edges, pillars and posts.

Gray (Office Machines)

To mark utility areas and equipment. Packaging tables, steel racks, supplemental equipment, cupboards, storage bins, shelves, work benches, etc.

Green (Hi-Lite)

To mark stationary prime equipment. All prime equipment not mentioned above: presses, roller coaters, slitters, shears, breaks, saws, lathes, mills, planers, grinders, drill presses, welders, safety sign background.

Note: IVORY (Hi-Lite) for all moving parts of above equipment for contrast and better visibility.

Appropriate color coded stripes shall be placed around machinery and electrical apparatus in accordance with General Industry Safety Orders (GISO), CCR (8).

31020.7.3 Safety Awards Program

Local divisions, units, or individuals employed within the Department shall be eligible to receive an award for their significant achievements or contributions to safety and health programs.

Safety committees shall:

- Use wide latitude in the selection of award categories to accommodate local operations.
- Forward recommendations to the hiring authority for approval with a brief description of the safety achievement.

Upon approval, a Certificate of Achievement shall be prepared for signature and presentation by the hiring authority.

See Section 31030 of this manual for further information on awards programs.

31020.7.4 Accident Prevention (Training)

Ongoing training in safety, sanitation and health practices shall be provided to all employees and inmate employees.

Training shall consist of identification of the hazards associated with the particular assignment, including how to perform the task safely, how to prevent injury to self or others, and how to handle emergencies involving toxic, hazardous, volatile substances.

Supervisors shall provide training for all employees under their supervision.

Training shall be provided by the appropriate trained specialist for the particular hazard involved; e.g., fire and safety areas shall be performed by the Fire Chief or their designee. Sanitation shall be performed by the medical officer or their qualified designee, etc. All training should be coordinated through IST when appropriate.

Safety meetings shall be conducted commensurate with the hazards involved in the work assignment.

Safety training aids (movies, slides, handouts) may be provided from appropriate sources (IST, Fire Chief, etc.) to assist with appropriate training.

All supervisors shall receive training needed to perform required inspections appropriate to their work areas. Training for safety and health and fire safety shall be provided by the institution Fire Chief or their qualified designee. "Qualified" for this type of instruction means a person who has attended the Basic Safety Training class through the State Office of Insurance and Risk Management.

31020.7.4.1 Employee Protection Plan Guidelines

Central Office and each institution and parole office shall prepare a written evacuation plan to be used in the event of fire or other emergencies. This plan shall be reviewed annually and updated as necessary.

Proper compliance with applicable laws pertaining to fire and life safety require that all employees be instructed and kept informed of their duties and responsibilities in the event an evacuation is necessary.

Specific instructions relating to evacuation plans are contained in Central Office/Parole Evacuation and Emergency Management Process of this manual and the Fire Prevention and Suppression Operational Procedure of each institution.

Routes for evacuation of each area, safe assembly area, alternative housing, food service for inmates, provision for medical care and transportation for injured staff and/or inmates shall be included.

- An evacuation may be directed during an emergency by the Fire Chief, institution firefighter, unit lieutenant or other personnel in charge of the threatened area.
- Evacuation routes and instructions shall be posted on the walls of work areas.
- Exit signs shall be placed to indicate all exits from each area.

31020.7.4.2 Safety Inspections and Surveys

Periodic health, safety and sanitation inspections shall be conducted throughout all work areas on the following schedule (attach copies of all forms used):

Daily

Supervisors shall perform brief visual inspections of their immediate work areas at the beginning of their shift and identify that:

- All fire extinguishers are in place, operative, and accessible.
- All exits are marked.
- Evacuation signs are posted.
- Proper safeguards are in place as required for all machinery.
- Employees are using appropriate protection for the hazards involved.
- The working environment is safe and healthful for all employees.

Reports of deficiencies shall be made indicating any item which cannot be readily corrected. These reports shall be forwarded to the immediate supervisor.

Weekly

Weekly inspections shall be made of each work area by a supervisor trained in performing more thorough inspections. Supervisors shall not inspect their own work areas, but instead, a supervisor from an adjoining area shall conduct the inspection. A "Hazard Inspection Checklist" shall be used for these inspections.

Copies shall be routed to the department head and the institution/parole region safety coordinator, and a copy maintained by the supervisor of the work area.

Inspection records shall be maintained by the safety coordinator for a period of two years.

Monthly

The institution Fire Chief, or their designee, shall conduct a comprehensive monthly inspection for fire and life safety of all areas. Reports of deficiencies shall be documented and a copy sent to the Warden, and a record maintained by the area supervisor where the deficiency is noted.

The institution medical officer shall conduct monthly health and sanitation inspections for compliance with health and sanitation laws and regulations. Reports of findings shall be maintained and routed as for the fire and life safety inspections indicated above.

Quarterly

Specific fire safety inspections shall be conducted by the Fire Chief or their designee as outlined in the Fire Protection in Section 52090 of this manual.

Annual

Annual fire and life safety inspections shall be conducted by the State Fire Marshal's Office attended by the institution Fire Chief or their designee.

Annual health and sanitation inspections are conducted by a sanitation engineer from DHS. The supervisor of each work area shall accompany and assist the sanitation engineer in the inspection of the area.

Complete cooperation from supervisors and employees shall be given to these inspectors.

Distribution of Inspection Reports

Copies of the above inspection reports shall be forwarded to:

- Warden/RPA.
- Deputy Director, Institutions.
- Deputy Director, ASD.
- Assistant Deputy Director, Health Services.
- Health and Safety Officer.
- All other appropriate personnel responsible for the deficiencies noted.

31020.7.4.3 Environmental Health Survey

Environmental health surveys are objective evaluations of institutions and camps to determine if a healthy and safe environment exists for all departmental employees and inmates.

DHS, Environmental Health Division (EHD), conducts environmental health surveys at each institution semi-annually and at each conservation camp annually. The inspection is followed by a written report identifying observed deficiencies.

31020.7.4.3.1 Environmental Health Survey Process

The following process is designed to facilitate the correction of deficiencies and monitor corrective actions. To further identify the Environmental Health Survey process, a flow chart of the sequence of events has been added for reference.

Notification

At least two weeks prior to the on-site survey, DHS-EHD shall provide written notification to the institution or camp to be surveyed; the Deputy Director, Institutions; the Chief, PFAB; and the Health and Safety Officer, Central Office.

Inspection Team

The following personnel shall accompany the Environmental health sanitarian on the survey:

Institutions

- Local safety coordinator.
- Chief of Plant Operations, Chief Engineer, or Building Trades Supervisor.
- Supervisor of the area being inspected.

Camps

- The camp's lieutenant or sergeant.
- Supervisor of the area being inspected.

The camp's ranger, representing the Department of Forestry and Fire Protection, shall always be invited to participate with the inspection team.

Distribution of Health Survey

DHS-EHD shall provide copies of the completed environmental health survey to:

- Warden.
- Deputy Director, Institutions.
- Deputy Director, Administrative Services.
- Deputy Director, Evaluation and Compliance.
- Deputy Director, P&CD.
- Health and Safety Officer.
- The Chief, PFAB.

31020.7.4.4 Fire and Life Safety Survey

Fire and life safety surveys are objective evaluations of institutions and camps to determine if a safe environment exists for all departmental employees and inmates.

The State Fire Marshal's Office conducts a fire and life safety survey at each institution annually and at conservation camps upon request. The inspection is followed by a written report identifying observed deficiencies.

31020.7.4.4.1 Fire and Life Safety Survey Process

The following process is designed to facilitate the correction of deficiencies and the monitoring of the corrective process. To further identify the fire and life safety process, a flow chart of the sequence of events has been added for reference.

Notification

At least two weeks prior to the survey, the State Fire Marshal's Office shall provide written notification to the institution or camp to be surveyed; the Deputy Director, Institutions; The Chief, PFAB; and the Health and Safety Officer.

Inspection Team

The following personnel shall accompany the Fire Inspector on the survey:

Institutions

- Local Fire Chief.
- Chief of Plant Operations, Chief Engineer, or Building Trades Supervisor.
- Supervisor of the area being inspected.

Camps

- The camp's lieutenant or sergeant.
- Supervisor of the area being inspected.

The camp's ranger, representing the Department of Forestry and Fire Protection, shall always be invited to participate with the inspection team.

Distribution of Fire Inspection

The State Fire Marshal shall provide copies of the completed fire inspection to:

- Warden.
- Deputy Director, Institutions.
- Deputy Director, Administrative Services.
- Deputy Director, Evaluation and Compliance.
- Deputy Director, P&CD.
- Health and Safety Officer.
- Office of Compliance.

31020.7.4.5 Plan of Correction

Within 30 days from the date of receipt of an official written environmental health survey from DHS-EHD or fire inspection, the Warden shall submit one copy of a Plan of Correction to the Health and Safety Officer. The Plan of Correction shall be prepared using the appropriate format and shall include the information requested to correct each deficiency. The Health and Safety Officer shall act as the Central Office coordinator for review and approval of the Plan of Correction.

The Health and Safety Officer shall review the Plan of Correction. If problems pertaining to other divisions arise, the Health and Safety Unit shall take the lead and coordinate with that division and the institution to resolve the problem. This approval process shall be completed within 15 working days after the Plan of Correction is received in the Health and Safety Unit.

Resolution of Problems

If the Plan of Correction is considered inadequate and recommendations are made by individual divisions to change the plan, the Health and Safety Officer shall take the appropriate steps to ensure that the affected deputy directors, which shall always include the Deputy Director for Institutions, and the institution meet or otherwise reach consensus on the appropriate corrective action to be taken. In the event a consensus cannot be reached by the affected deputy directors on the appropriate corrective action, the Director shall resolve the difference(s).

Letter of Approval

If the Plan of Correction is approved by the reviewers as submitted by the institution, the Health and Safety Officer shall prepare a letter of approval to the institution for the signature of the Director.

Filing

All Plans of Correction shall be filed with the appropriate control agency. In some instances, the control agency may be required to approve the Plan of Correction.

31020.7.4.5.1 Follow-Up Inspections

Within 90 days after a corrective action plan is approved by the Director, an inspection shall be conducted by staff from the Health and Safety Unit to determine the level of compliance. Proposed capital outlay solutions not currently under way shall be granted extended time frames for follow-up inspections, allowing time to show substantial progress of corrective action(s). However, sufficient written documentation shall be evident at the time of the follow-up inspection; e.g., capital outlay requests, BCPs, etc.

Advance Notice

Each field operation unit shall be afforded advance notification of the dates that a follow-up review shall be conducted.

Entry/Exit Interviews

An entry interview shall be held with local administrators prior to the review activities to delineate the scope and method of the review and identify local resources required to conduct the review. At this time a staff person shall be identified to serve as review liaison between the field unit and the review team. Reviews shall include the inspection of corrective action undertaken on deficiencies cited in the most recent report by DHS for environmental health surveys, or the State Fire Marshal, for fire and life safety surveys. At the conclusion of the review, an exit interview shall be conducted with local administrators delineating review findings. The results of the follow-up review shall be reported to the Chief, PFAB.

Report of Findings

The Chief, PFAB shall report the findings of all follow-up inspections to the Deputy Director, Evaluation and Compliance, with copies to the other managers. If the follow-up inspections or subsequent environmental health surveys or fire and life safety surveys indicate that corrective action has not been taken or is seriously behind schedule, the Chief, PFAB shall inform the Deputy Director, Institutions Division, and the Director by the Deputy Director, Evaluation and Compliance, of the problem with appropriate recommendations for action.

31020.7.4.6 Vehicle Safety

The purpose of the Department's Vehicle Safety Program is to:

- Ensure that all employees possess a valid driver's license appropriate to the vehicle being used.
- Provide appropriate training for vehicle being used.
- Establish a standard policy for promptly reporting vehicle accidents.
- Establish guidelines for checking vehicles, maintaining vehicle data, and handling disabled vehicles.
- Reduce accidents and lower vehicle maintenance repair costs.
- Ensure that all employees are aware of and understand the seat belt policy.

Valid Driver's License

Every employee who drives on official State business shall possess a valid driver's license appropriate to the type of vehicle operated. It is each operator's responsibility to ensure that their license is valid in accordance with SAM Section 750.1.

- All drivers who are expected to drive on official State business shall successfully complete an approved defensive driving course at least once every four years.
- All new employees who are expected to operate vehicles on State business, even if occasionally, shall successfully complete the defensive driver's course as per SAM 750. The supervisor shall immediately request the training officer to enroll the new employee in the next available defensive driver training course given by the DGS.
 - Fork lift operators shall not drive a fork lift until they have successfully completed the appropriate training.

Refresher Course

- Employees who are involved in more than two preventable vehicle accidents within a 12-month period shall be required to attend a refresher defensive driver's training course. The course is coordinated by the DGS.

Safety Equipment

- All passengers and drivers shall use available safety equipment in the vehicles being operated. This includes seat belts and/or shoulder

harnesses. Medical exceptions may be granted only by the State Insurance Officer. A detailed explanation of medical reasons for the exception shall be submitted to the Health and Safety Unit and transmitted to the State Insurance Officer.

- Privately-owned motorcycles or motor-driven cycles are not authorized for State business.
- State vehicles shall not be driven from office to home without advance approval of the immediate supervisor

Accident Identification Card, STD Form 269

The driver of a State-owned vehicle involved in an accident shall record all pertinent information on the Accident Identification Card, STD Form 269, found in the glove compartment of the vehicle before leaving the scene of the accident.

If another vehicle is involved, the appropriate portion of the form (front panel) shall be completed by the employee and given to the driver of the other vehicle.

All vehicle accidents which result in an injury to any person or which involve serious damage to the property of others, shall be reported immediately by telephone to the nearest adjusting office of the insurance company listed on the STD Form 269.

Additional instructions are shown on the STD Form 269. Authorized drivers involved in a State-owned vehicle accident shall comply with these instructions. The completed card shall be retained for review by the supervisor authorizing the use of the vehicle and serves as an aid in the completion of other accident reporting forms.

31020.7.4.6.1 Seat Belt Policy

Each employee of the Department shall wear seat belts while operating a vehicle on State business. Management shall make prudent exceptions, after consultation with the State Insurance Officer, for disabled employees who are hindered by the use of such restraint equipment.

31020.7.4.6.1.1 Responsibility Regarding Seat Belt Use

All employees shall attest to having read and understood the provision of the SAM pertaining to the safe operation of vehicles while on State business. The certification document, CDC Form 975, shall be signed by all employees acknowledging compliance.

- Arrangements shall be made to make available to all new employees at orientation meetings an informational film on seat belts. Specific scheduling information shall be given to new employees in institutions/parole regions.

Supervisors

Supervisors shall ensure employees are aware of this policy and shall monitor employee compliance.

Safety Coordinators

Safety coordinators shall ensure a seat belt film is shown to all new employees during their orientation and at other times as appropriate to implement this policy. The safety coordinators shall monitor overall compliance.

Employees

It is mandatory that:

- Any employee operating a private vehicle while on State business or a State vehicle use the belt provided.
- All passengers riding in a private vehicle utilized for State business or any State vehicle use the seat belts provided.
- All seat belts and related restraint systems shall be maintained in operational order and available for use in vehicles as required.

Any employee who fails to use the seat belt (and/or related restraint equipment) shall be subject to appropriate disciplinary action.

31020.7.4.7 Medical Assistance to Employees

The following are considered reasonable limited services which may be provided through use of departmental medical services and staff:

- First-aid treatment.
- First medical treatment of work injury.
- Initial diagnosis and prognosis of work-connected conditions.
- Arrangement for further treatment.
- Evaluation of physical ability of injured to return to work.
- Physical examinations, pre-employment and periodic, for fitness and capability of safely performing arduous and hazardous tasks.

Prevention

Preventive medical measures such as chest x-rays, laboratory tests, immunization, and measures that prevent or minimize hazards of work-connected exposure to contagious diseases may also be provided upon approval by SCIF as a service to employees.

First – Aid Limitations

First medical treatment of work injury shall be limited to injuries that usually do not require more than five calls to a first-aid clinic or disability beyond the date of injury. Injury that requires hospitalization may result in payment of temporary disability compensation or permanent disability, and shall be treated by a physician as listed on the STD Form 621 when there has been no pre-designation of physician by the employee.

31020.7.4.8 Medical Assistance to Visitors/Public

For visitors who become ill or are injured, first-aid is the only medical service that may be provided.

Before discharging the visitor, medical personnel shall be certain that:

- Visitor has been transferred to another physician.
- A friend or relative accepts responsibility for further care of the ill or injured visitor or (in case no further medical attention is necessary) until proper care is available.

Financial Responsibility

When necessary to call outside physicians and/or ambulances, it shall be made clear that the visitor is financially responsible for medical care, treatment, and other services provided.

Records

Complete records shall be kept of all such first-aid services rendered. Records shall fully identify the person treated, date of injury, state the full diagnosis, give the cause for treatment (e.g., description of accident, etc.) and detail the services rendered, including drugs and supplies used.

Accident Report

When the visitor alleges injury or was involved in an accident on State property, it is essential that a report be made on Accident Report, STD Form 268, in accordance with the provisions of this manual.

31020.7.5 Occupational Injuries/Illnesses

Every employee shall report an injury/illness immediately (within 24 hours) and inform supervision of the details of the injury/illness. Failure to do so may jeopardize claims for workers' compensation benefits.

The appropriate order of action to be taken in accordance with the Workers' Compensation LC 4600 is outlined in detail in Workers' Compensation Benefits (Employees) and Inmate Injuries of this section.

SCIF is the Department's agent in administering the State workers' compensation benefits. SCIF carries out the details of claims adjustment including medical contracts and evaluations, payment of approved benefits, representing the Department in matters before the Workers' Compensation Appeals Board (WCAB), administering vocational rehabilitation coordination when necessary, and notifying the Department when permanent disability warrants a stipulated award or a compromise and release (C&R) settlement.

All issues of dispute shall be handled and resolved by SCIF and/or WCAB.

The above process shall not inhibit the employee's right of appeal to the WCAB. It is recommended that employees try to resolve any issues with SCIF and/or the appropriate supervisors.

31020.7.5.1 Employee's Workers' Compensation Benefits

Workers' Compensation Temporary Disability (WCTD)

Workers' compensation provides injured employees and their dependents a means of support when they are unable to work because of a job-related injury, workers' illness, or death, and minimizes economic hardship and compensation for physical suffering. Benefits include medical care, the temporary cost of transportation to and from medical appointments, prescription charges, death benefits, and vocational rehabilitation if the employee is a qualified injured worker and not able to return to former employment. For more detailed information, refer to the SPB Transaction Manual and Controller's Payroll Procedure Manual. An employee may receive WCTD plus supplementation of accrued sick leave or vacation benefits, up to the gross regular salary.

- An employee may receive a gross amount (WCTD) plus supplementation up to the gross salary that would have been received for the period of disability had the injury not occurred.

- An employee cannot receive less than the minimum WCTD compensation rate of \$112.00 per week.

Industrial Disability Leave (IDL)

A disabled employee, included under Division 4 of the LC, may receive IDL benefits in lieu of WCTD. These benefits are for full normal pay for the first 22 working days and then reduced to two-thirds of the gross monthly salary for the remaining period of time the employee is eligible to receive benefits up to a maximum of 52 weeks, within two years from the first day of disability.

- EIDL is extended to non-represented employees who are in supervisory, management, or confidential positions and who are responsible for the supervision of represented employees who are eligible for EIDL (DPA 599.769). The enhanced benefit shall be equivalent to the insured employee's net take-home salary on the date of occurrence of injury. Eligibility and benefits may continue for no longer than one year after the date of occurrence of the injury. For the purposes of this section, "net salary" means the amount of salary received after federal income tax, state tax, and the employee's retirement contribution has been deducted from the employee's gross salary. To determine eligibility of rank and file employees, refer to the specific bargaining unit contract.

Assault

- A criminal act of violence on the entitled employee who was performing in the line of duty.

Criminal Act of Violence

- An unlawful act which results in injury to the entitled employee.

How to Request EIDL

If the supervisor and reviewing officer believe that the injury resulted from an inmate/parolee assault, then a separate memorandum with a recommendation shall be prepared for the signature of the hiring authority. The memorandum shall include the following:

- Name of employee.
- Date of injury.
- Copy of SCIF Form 3067.
- Copy of all medical information.
- Statement that the employee is receiving IDL.
- Circumstances surrounding the injury; e.g., "Injury occurred at the hands of an inmate as noted on the 'Institution Incident Report' dated _____."
- Any available witness reports.
- Recommendation for EIDL based upon the stated facts.

Appeal

Should the claim for EIDL be denied by the hiring authority, the employee's excusing remedy for redress is the Director. The appeal shall contain all of the pertinent facts surrounding the assault and any available supporting documentation.

31020.7.5.1.1 Supervisor's Responsibility

Revised January 2008

Upon receiving a report of an employee's injury/illness, the supervisor shall:

- Ensure that the employee receives appropriate medical assistance, which involves:
 - First-aid for minor injuries.
 - Inform the doctor of the employee's work duties and the Department's Limited Term Light Duty Assignment, herein referred to as Light Duty policy (See DOM, Chapter 3, Article 4) which may enable the employee to return to work earlier.
 - Determine whether or not the employee is able to work.
- Prompt medical treatment when necessary.
- Transportation may include a State vehicle, ambulance or taxi and a designated State representative to accompany the employee for medical treatment.
- The treating physician for the first 30 days shall be selected from the STD Form 621, although in cases of extreme emergencies, the injured shall be transported to any available doctor, hospital, or public medical service.

Serious Injury

- Notify immediately by telephone the departmental Health and Safety Officer of accidents involving death or serious injury/illness. The Health and Safety Officer shall notify the DIR, Division of Occupational Safety and Health.
- Identify safety hazards and either take action to eliminate or minimize the hazards or if corrective measures exceed the supervisor's authority, report the existing hazard to the local safety coordinator.
- Obtain copies of the 'Fifteen Questions' pamphlet to give to injured employees reporting an occupational injury. The supervisor's review on SCI Form 3067 shall indicate if and when (by date) the 'Fifteen Questions' pamphlet was given to the employee.

Supervisor's Guide

A supervisor's guide 'Helping Your Injured Employees' which answers many questions concerning workers' compensation benefits is available from the local personnel office, safety coordinator, or the Department's Health and Safety Unit.

Documentation

- Complete the supervisor's review in detail to indicate all the facts surrounding the injury.
- Include a recommendation for EIDL if the physical injury resulted from inmate/parolee assault.
 - SCIF Form 3067 shall be filed even if the supervisor does not agree with the employee's claim for benefits. The filing of this report is not an admission of liability. However, it does start the Statute of Limitations running when filed and the employee receives a notice of benefits or the employee's 'Fifteen Questions' pamphlet.
- In all cases of loss of time from work:
 - Maintain personal contact with the employee who is unable to return to work.
 - Arrange for completion of CDC Form 998, Employee's Attendance Report.
 - Discuss return to work with the employee, physician, return-to-work coordinator and other appropriate staff.
 - State on the supervisor's review (in the "comments" section of the CDC Form 998) that the attending doctor was contacted and advised of the availability of modified work assignments, or
 - Explain why contact and light duty discussion did not occur.
- Complete SCIF Form 3067, Employer's Report of Occupational Injury or Illness, within 24 hours after knowledge of the injury or illness. If there is any doubt as to whether the injury was work-related as a result of State employment, the supervisor shall check the appropriate box. Only factual, not subjective, information should be reflected in the supervisor's statements.
- Upon completion, forward the original and six copies to the reviewing officer.
- In those injuries which involve immediate medical assistance from a private physician, complete three copies of SCIF Form 358, Medical Service Order, and distribute this form as follows:
 - Employee - one copy.
 - Supervisor - one copy.
- Workers' Compensation file - one copy.

Physician's Designation

- Unless the injured employee has on file a previously completed Physician's Designation, CDC Form 912, select the treating physician from the Notice to Employees, STD Form 621.
- Complete Medical Service Order SCIF Form 358, and give to the employee prior to receiving medical care, if possible.

Medical Service Order

- If the injured employee is not able to return to full duty within five working days from the date of injury, notify the local RTWC immediately.

31020.7.5.1.2 Employee Responsibility**The employee shall:**

- Immediately report injuries (within 24 hours) and inform the supervisor of the details surrounding the incident. Failure to promptly report the injury promptly may result in delay of benefits.

- Obtain necessary first-aid treatment (from the medical department if the injury occurs in an institution) and return to work if medically feasible.
- If the employee is unable to return to work or if further medical treatment is required:
 - Inform their supervisor immediately.
 - Participate in examinations and treatment by a physician or facility prescribed by the Department, or the employee's own physician if the Physician Designation, CDC Form 912 was submitted prior to the injury.
 - Complete and submit the Employee's Attendance Report, CDC Form 998, for all time lost because of the injury.
- Return to work as soon as medically feasible.

31020.7.5.1.3 Reviewing Officer's Responsibility**The reviewing officer (second level supervisor) shall:**

- Review the content of SCIF Form 3067.
- Make an investigation at the scene of the accident to reconstruct the circumstances.
- Talk to the injured and any witnesses to assure that adequate information regarding the accident has been recorded.
- Assure that the date of the report and the date of injury are within 24 hours of each other. Injuries shall be reported within this time frame to help ensure prompt delivery of benefits.
- Initiate changes to minimize the potential recurrence of a similar accident.
 - Identify and make recommendations for additional OJT, when appropriate.
- Upon completion of review of the accident, send all copies of SCIF Form 3067 to the Personnel Office.

Distribution SCIF Form 3067

An original shall be made and the appropriate number of copies shall be forwarded to the Personnel Office for the following distribution:

- Original and one copy to SCIF who shall forward the copy to the DIR.
- Local safety coordinator (follow-up and recording).
- Personnel/business manager's Workers' Compensation file.
- Reviewing officer.
- Employee's supervisor.

31020.7.5.1.4 General Benefit Delivery – Personnel Transactions

Revised January 2008

Upon receipt of SCIF Form 3067, if time is lost beyond the day of the injury or if the employee is treated by a private physician, Personnel shall forward the form to the SCIF Office.

- This form is considered "confidential" and is not automatically made accessible to the injured employee or their attorney or representative. Upon specific request, the employee or their designee shall be given an opportunity to view the completed form in accordance with the provisions of Section 13030 of this manual.
- A separate file is maintained for workers' compensation claims and related material. Access to this file by other staff shall be limited to those who have a "need to know" in order to perform their duties as they relate to the status and processing of the claims.

Injured employees and their representatives are referred to the SCIF office for information.

The Personnel Assistant II shall prepare and maintain these records.

The unit timekeepers shall notify personnel of time lost.

When an employee goes on temporary disability (TD), the local Personnel Transactions Section shall send the employee the following:

- Industrial Disability Benefits Information, STD Form 619, provides the employee with benefit descriptions; i.e., Industrial Disability Leave (IDL), TD, or TD with supplementation.
- Benefit Option Selection, STD Form 618, used by the employee to notify the Personnel Transactions Section of the benefit selected.

Employee Response

The employee has 15 calendar days from the date typed on the STD 618 to notify the Personnel Transactions Section of the benefits selected. If no notification is made, the Personnel Transactions Section shall provide IDL benefits if IDL benefits are greater than TD benefits. If the

injured employee is incapable of making decisions for themselves, a guardian/trustee shall be requested.

The employee shall submit CDC Form 998, Employee's Attendance Report, each pay period while on TD, IDL, or Employee Response EIDL.

The injured/ill employee may, after 30 days from the date an injury/illness is reported, exercise the right to be treated by a personal physician/facility within a reasonable geographic area. The employee may, at any time, request of SCIF a change of treating physician if existing treatment is felt to be unsatisfactory.

The injured employee shall participate or cooperate in a reasonable vocational rehabilitation plan or lose entitlement to EIDL or IDL and shall be placed on TD with supplementation (if otherwise eligible). The employee shall have 15 calendar days to notify the Department to supplement TD payments.

31020.7.5.2 Inmate Injuries

Inmates shall:

- Report an injury/illness immediately (within 24 hours) and;
- Inform supervision of the circumstances of the injury/illness.

Failure to complete the above actions may jeopardize or delay any benefits.

31020.7.5.2.1 Distinguishing Non-Occupational Injuries

Departmental staff and inmates shall report all injuries sustained by inmates. This reporting requirement enables the Department to provide prompt medical care and to provide an accurate, detailed history of the cause of the injury. An accident investigation shall be conducted to determine the cause of the injury and necessary steps to avoid further similar incidents.

Reporting

Because of the high cost of workers' compensation and vocational rehabilitation, it is extremely important that inmate injuries be differentiated from industrial (job-connected) and non-industrial injuries. For example, an injury which occurred in a vocational class may or may not be industrial depending on whether the job performed is production oriented. An injury which occurs in the welding shop under the supervision of maintenance personnel is an industrial injury if the inmates are in an assigned work position.

Recording Guidelines

To provide a uniform method for reporting and recording non-occupational injuries to inmates, the following guidelines shall be followed:

- When an injury is reported to the supervisor, they shall record the details of the injury on the reverse side of the Employer's Report of Occupational Injury or Illness, SCIF Form 3067. All the same information shall be recorded as though the injury was an occupational injury. Be sure to mark the proper block indicating that the injury is not a work-related injury or illness.
- Forward a copy of the completed SCIF Form 3067, after supervisor's review, to the inmate's C-File and the local safety coordinator for their review and appropriate action.
- The medical department shall provide appropriate treatment or medical referral, then complete a CDC Form 7219, Medical Report of Injury or Unusual Occurrence giving all the details of the injury, diagnosis, and prognosis. Forward copies to the local safety coordinator and the inmate's C-File.

Inmate Injury Recording

In order to provide a convenient, centralized record of inmate injuries, illnesses or deaths which fall within the definition of a recordable occupational injury or illness, the Log 200 shall be maintained by the medical department.

- This shall be a separate log from that maintained for employee cases.
- This log may be used to record all injuries to inmates which require more than first-aid treatment.
 - Work injuries on the log shall be identifiable as such.

The SCIF Office handling the workers' compensation claim for an occupational injury shall be provided with copies of SCIF Form 3067 and CDC Form 7219 and supporting documentation, which is completed for a non-occupational injury/illness suffered by the inmate at any time during their incarceration. This information is used to make a proper determination for workers' compensation benefits.

31020.7.5.2.2 Occupational Injuries

Under the provisions of Chapter 1347 of the Statutes of 1976, inmates are eligible for workers' compensation benefits for injuries which occur during

their incarceration while engaged in assigned work as long as the inmates are not injured as the result of an assault in which they were the initial aggressor or as the result of intentional acts of the inmates to injure themselves. These provisions:

- Ensure to injured inmates and those dependent upon them an adequate means of subsistence after their release if they are unable to work.
- Provide any and all reasonable medical treatment to cure or relieve the inmate from the effects of the injury/illness.
- Provide for rehabilitation of injured inmates so that they may engage in suitable and gainful employment upon their release.

The requirements of CAL-OSHA (LC 6300 through 6708) do not apply to inmate injuries or illnesses with the exception of LC 6413 and 6413.2.

The reporting requirements apply to inmates' occupational injuries in the same manner as with employees, except:

- All medical treatment to an inmate worker shall be rendered by, or at the direction of, the institution medical department.
- An inmate worker who is unable to return to work immediately shall be placed in lie-in, temporary medical unassigned, or permanently disabled status by action of the institution medical department. The case shall be presented to the classification committee for confirmation of the action.

The workers' compensation law is more specific and detailed than this section which is general and simplified as much as possible. If there is any conflict, the law takes precedence and shall be used as the basis for all decisions.

31020.7.5.2.2.1 General Responsibility

To prevent or reduce the severity of injuries and to minimize the Department's costs, the following are of special importance:

- For administrative staff:
 - Establish a prompt reporting system for work-related injuries or diseases to inmates.
 - Establish procedures which call for follow-up by a supervisor to ensure that proper treatment is provided to assist the inmate to return to an appropriate work assignment as soon as medically feasible, and to see that rehabilitation services are offered when needed.
- For work crew supervisors or other appropriate employees:
 - Ensure that inmates wear proper clothing on the job, including headgear and footwear, and that all safety devices are used and all safety procedures are followed.
 - Ensure that first-aid is administered for minor injuries and, if necessary, to arrange for medical treatment by a departmentally-employed physician upon discovery of a work injury to an inmate.
 - Report the results of the accident or illness, the actual or probable cause, the action taken, and the known facts about the accident or illness.
 - Arrange transportation with appropriate security precautions for the injured inmate using State vehicle, taxi, ambulance, or other appropriate vehicle.

SCIF reporting shall be done within five calendar days from the time the inmate's injury was known to need medical attention other than first-aid. This includes the following:

- Fatalities attributable to the work assignment.
- Injuries or illnesses which are work-related and result in the loss of a work day.
- Non-fatal injuries or illnesses which do not result in any lost work but do result in a transfer to another assignment, require medical treatment (other than first-aid), or involve loss of consciousness or restriction of work or motion.

If there is any doubt about the need for treatment beyond first-aid, arrangements shall be made for an examination by a physician and the injury or illness shall be reported to SCIF as outlined above. A SCIF Form 3067, Employer's Report of Occupational Injury or Illness, shall be completed whenever there is a disagreement between the inmate and Department staff regarding eligibility of the inmate for workers' compensation benefits.

The institution shall designate a staff person to coordinate the workers' compensation program for inmates. The duties and responsibilities of this assignment include, and are not limited to the following:

- Ensuring that all SCIF forms are completed as appropriate.
- Transmitting the original of SCIF Forms 3067 and 3010 to SCIF within five calendar days from the date the inmate's injury was known to require medical treatment other than first-aid. Copies of the forms shall also be forwarded to the following:
 - The Division of Labor Statistics and Research, P.O. Box 965, San Francisco, CA 94101.
 - The reviewing officer.
 - The institution safety coordinator (for follow-up and record).
 - The records officer for the inmate's C-File.
 - The Health and Safety Office, Central Office.

31020.7.5.2.2.2 Responsibility of the Workers' Compensation Coordinator for Inmates

Each institution's business manager and the assistant RPA of each region shall:

- Oversee and coordinate the Workers' Compensation Program for inmates to ensure prompt, uniform reporting and follow-up.
- Serve as the institutional or regional parole contact person for information and inquiries from Central Office, SCIF, the DIR, other state agencies, and the public for work-related injuries to inmates.
- Recommend to the Warden/RPA and the Departmental Health and Safety Officer any needed changes in the Workers' Compensation Program for inmates.

31020.7.5.2.2.1 Notification to Inmates of Workers' Compensation Benefits

All inmates shall be given general information on the availability of workers' compensation benefits for injuries sustained in the performance of assigned work at the time of their commitment or transfer to the Department.

The same information shall be posted at every institution and camp in conspicuous locations where inmates throughout the facilities shall have access to it. It is especially important that the information be posted at, or reasonably near, inmate work locations.

The Department shall provide to injured inmates individual notice of the vocational rehabilitation services that are available to inmates disabled for 28 days or more.

31020.7.5.2.2.3 Preparation and Use of Required Forms

SCIF Form 3067

Any injury to an inmate which results from the performance of their assigned work as defined in DOM 31020.7.5.2.1 of this chapter, regardless of the seriousness of the injury or the treatment required, shall be reported on SCIF Form 3067. The supervisor of the injured inmate shall complete the form in sufficient detail to give an accurate picture of the circumstances which caused the injury and forward it to their supervisor. Only facts, not opinions based upon speculation, shall be documented.

The inmate's CDC number and the ward "inmate" in red ink shall be included in item 6; date of imprisonment shall be shown in 12A; N/A shall be shown in items 13 and 13A. SCIF Form 3067 is then forwarded to the reviewing officer.

The reviewing officer shall:

- Review SCIF Form 3067 and make an investigation at the scene of the accident to reconstruct the circumstances, question the injured inmate and any witnesses, and generally ensure that adequate information regarding the accident has been recorded.
- Initiate any changes to minimize the potential for another similar accident, including additional OJT if needed.
- Submit a "Supplemental Information Regarding Work Disability", SCIF Form 68a if SCIF Form 3067 is found to contain inaccurate information. Additional information is provided for further clarification of circumstances surrounding the injury. It is important that the questionable facts about the alleged circumstances of injury or death be reported to SCIF so that it may investigate as needed.

Examples of circumstances requiring a supplemental report to SCIF are when:

- The date of the inmate's release from prison becomes known after the injury.
- A parolee receiving temporary or permanent disability benefits is returned to prison.

- A parole violator, who had been receiving temporary or permanent disability benefits, is subsequently released from prison.
- For a work-related injury or illness which required the medical services of a physician, request the preparation of the "Doctor's First Report of Occupational injury or illness", SCIF Form 3010 from the medical department.

Any forms, reports, or correspondence between the Department/institution/parole region and SCIF become the property of SCIF and shall not be released to any inmate or employee except through the SCIF adjuster in charge of the claims file.

Distribution

SCIF Form 3067 and copies shall be forwarded to Personnel for the following distribution:

- Original and first copy to SCIF which forwards the copy to the DIR.
- Second copy to the institution's file.
- Third copy to the inmate's C-File.
- Fourth copy to the Health and Safety Unit.

31020.7.5.2.2.4 Notice of Inmate Death

Submitting SCIF Form 3067 serves to notify the Division of Industrial Accidents of the death of an inmate from work-related causes. The Division of Labor Statistics and Research shall be immediately notified by telephone or telegraph of the inmate's death and provided the following information:

- Inmate's name.
- Marital status.
- Age.
- Cause of death.
- Date of death.
- Job classification.

31020.7.5.2.2.5 Acceptance or Rejection of Claim

SCIF notifies the injured inmate by form letter of the claim status and benefits. Departmental staff shall ensure that the injured inmate receives this information promptly. If the claim is rejected, the notice includes instructions for appealing SCIF's decision.

31020.7.5.2.2.6 Appeals

If SCIF denies a claim, the inmate may appeal to the Workers' Compensation Appeals Board (WCAB). A WCAB judge is then assigned to the case and the institution or parole office is notified of the time and place of hearing.

If the inmate requests or if the judge determines the issues are sufficiently complex, an attorney shall be assigned. The inmate shall select an attorney from a panel of qualified workers' compensation attorneys proposed by the WCAB judge in the geographic area. The WCAB judge shall set the attorney's fee which must be paid by the Department if the proceedings are held while the inmate is incarcerated. If the proceedings continue after the inmate is released to parole or discharged, the workers' compensation award stipulates what portion, if any, of the attorney's fee shall be paid by the Department. The workers' compensation attorney shall be accorded the same rights and privileges, and subject to the same restrictions, as any other attorney retained by inmates.

Any hearing requiring the inmate's appearance while incarcerated shall be held at the place where the inmate is housed.

31020.7.5.2.2.7 Workers' Compensation Benefits

Injured inmates are not entitled to any temporary disability indemnity benefits while incarcerated in a State prison. Inmates may qualify for full or partial temporary disability indemnity benefits upon release from prison. The inmate's eligibility shall be determined by SCIF. Such benefit payments shall cease for any period of time during which the inmate is re-incarcerated.

Pre-Release Referral

During the pre-release process, an injured inmate's eligibility for temporary or permanent disability indemnity payments shall be determined by institution or parole staff and SCIF. The pre-release referral material shall include the status of any claim for workers' compensation benefits.

31020.7.5.2.2.8 Medical Treatment

SCIF Form 3010

An injured inmate shall provide necessary and reasonable medical treatment. The Department has control over treatment provided to an injured inmate while incarcerated in a State prison. The medical department shall

complete a Doctor's First Report of Occupational Injury or Illness, SCIF Form 3010, for each industrial injury for which an inmate is treated.

Consulting Physician

In serious cases the inmate is entitled, upon request, to have the Department pay for the services of a consulting physician. The Department shall select the consulting physician who shall be accorded the same privileges and courtesy extended to any physician who provides services to the Department. The provision for a consulting physician in serious cases is designed to meet the possibility of disagreement between the injured inmate and departmentally employed medical staff. Departmental staff shall make a reasonable physician effort to select a consulting physician who is acceptable to the inmate. This may be accomplished by offering the injured inmate a choice of three physicians from whom to choose. The provisions of Section 54040 of this manual are applicable if the costs are borne by the inmate or their representative.

Any request from injured inmates to have the services of a physician for consultation shall be approved by the CMO, or by the departmentally employed physician in the parole division, who shall notify the institution business manager, or in the case of a parolee, the Department's Health and Safety Officer, if it appears that there shall be a recurring need for the physician's services. Departmental staff shall provide whatever assistance is reasonably necessary to engage and facilitate the services of a consulting physician when requested by the inmate.

If staff must arrange for medical treatment of injured inmates from persons who are not employees or under contract to the Department, the physician, ambulance service, or hospital shall be selected from those listed on the Notice to State Employees, STD Form 621, when possible. This form is posted at each State office and place of work. All other ambulance service and hospital arrangements shall be made as directed by the physician until departmental medical staff assume responsibility for the case.

An injured inmate who required medical treatment beyond first-aid shall not be permitted to return to any work assignment without approval of the CMO or treating physician.

Treatment Upon Release

If medical treatment is necessary after the inmate's release from State prison, SCIF becomes responsible for the first 30 days following the reporting of the injury. Thereafter, the released inmate may choose any physician or facility until treatment is no longer required subject to SCIF rules. SCIF shall be notified of the name and address of the physician or facility selected.

31020.7.5.2.2.9 Payment of Claims

Special Appropriation

Reimbursement to SCIF for the cost of benefits and related expenses shall be paid from a special appropriation established for that purpose.

Billing Code

The Assistant Deputy Director, Financial Management and Support Services Branch, shall notify both the Institutions and P&CSDs each year of the correct billing code which shall be inserted on SCIF Form 3067 in the space provided for "Payroll Agency Code or SCIF Policy No." SCIF submits its invoices directly to the Department's accounting office in Central Office. The eligibility of each inmate whose name and departmental identification number appears on the invoice shall be checked against the accounting office copy of the SCIF notification of acceptance or of the WCAB's award. If valid, a claim schedule shall be submitted to the SCO.

Expenses in Excess of Normal

Any expenses for departmentally authorized medical services during the inmate's incarceration which are attributable to the workers' compensation claim and in excess of the medical services normally provided to the inmate in these circumstances shall be charged to the special appropriation.

Normal Medical Services

All normal medical services currently provided shall continue to be funded from the Department's support appropriation. Additional costs to the Department may include, but are not limited to, special consultant services required by the inmate, special examinations and treatment necessary to evaluate workers' compensation claims, and the need for medical staff to testify at the appeal hearings.

Attorney Fees

If the inmate is represented during any appeal proceedings by an attorney selected from the panel provided by the WCAB judge, the attorney's fee shall be determined by the WCAB judge and paid by SCIF.

Special Liaison Duties

Any additional costs incurred by the Department, clearly necessary as a result of workers' compensation claims for inmates shall be charged to the special appropriation. An example is special liaison duties requiring additional staff travel and overtime.

Invoices

The institution/parole region shall submit invoices to the accounting office in Central Office, listing additional expenses by inmate name and identification number, with supporting documentation showing the reasons for the expenses attributed to workers' compensation.

31020.7.5.2.2.10 Rehabilitation Services

Vocational rehabilitation services needed to determine an inmate's eligibility as a qualified injured worker and to develop any required vocational rehabilitation plan shall be provided by a qualified rehabilitation representative chosen by the Department and SCIF. Such services shall be provided the inmate as soon as feasible and prior to the inmate's release from custody if possible, to prepare the inmate for suitable gainful employment upon release.

Notices

In cases where a work-related disability continues beyond 28 days, the institution's workers' compensation coordinator for inmates shall notify the injured inmate that rehabilitation services are available. A copy of the notice shall be forwarded to DOR and SCIF.

Rehabilitation Program

The institution's workers' compensation coordinator for inmates shall initiate a rehabilitation program for cases where there is a reasonable expectation that the injured inmate shall benefit from a rehabilitation program. When an eligible injured inmate is released, the institution's workers' compensation coordinator for inmates shall notify SCIF so that SCIF can initiate a rehabilitation program. The plan shall include the following elements:

Inmate Residence Plan

- For those cases in which the rehabilitation program shall not be completed prior to the inmate's release or in which the rehabilitation program does not start until the inmate is released because the injury occurred shortly before release, it is important to ensure continuity between the rehabilitation services provided by the institution and those available in the area where the inmate plans to reside upon release. This means that the inmate's choice of residence may be strongly influenced by the availability of a particular rehabilitation service.
- A written description of the rehabilitation plan shall be presented to the Institution Classification Committee or designated subcommittee (if prepared by parole staff and SCIF) for approval. The written description shall be included in the inmate's C-File, and a copy shall be given to the inmate. The rehabilitation plan shall be forwarded to the rehabilitation bureau consultant of the DIR.

31020.7.6 Return-to-Work Program

Revised January 2008

The Department shall make reasonable accommodation to the known physical or mental limitations of handicapped applicants or employees, including persons who become disabled while employed by the Department.

This requires maintenance of an active Return-to-Work (RTW) Program for industrially injured employees, and to the extent possible, those who are disabled as a result of non-industrial factors. This program shall:

- Facilitate the early return to work of injured employees (see DOM, Chapter 3, Article 4, Limited Term Light Duty Assignments).
- Provide a process for rehabilitation, transfer, or other solutions for long-term disability cases.

The goal of the program is to reduce the average number of lost time days resulting from industrial injuries. Attainment of the reduction goals established requires strong RTW committees and accountability of management. Continued effort in reducing time lost from industrial accidents is essential.

31020.7.6.1 Objectives

Revised January 2008

Return occupationally injured employees to work as soon as medically possible to departmentally identified positions or develop an alternate plan of employment.

Minimize suffering, financial loss, and time loss because of an employee's occupational injury or illness through a planned, systematic program. The program requires that:

- Employees and supervisors report injuries promptly.
- Employees receive prompt medical attention.
- Communication be maintained between the injured employee and the institution/parole region RTWC and/or the employee's supervisor.
- Temporary light duty assignments be provided in accordance with the Department's Light Duty policy (see DOM, Chapter 3, Article 4).

Reduce workers' compensation costs.

Involve the Departmental Health and Safety Officer, the area RTWC, the immediate supervisor of the injured employee, and the SCIF claims representative in a structured planning process for potential RTW problems and follow-up of long-term disability cases.

The program shall be maintained in all institutions, parole regions, and Central Office.

31020.7.6.2 Departmental Health and Safety Officer's Responsibility

The Departmental Health and Safety Officer shall:

- Assist area RTWCs and councils with solving industrial (and non-industrial, as feasible) injury case problems.
- Assist in the establishment of area RTW council and participate in area RTW council meetings at least on a quarterly basis.
- Provide information on RTW options and employment opportunities.
- Arrange for services of a qualified rehabilitation representative as requested.
- Coordinate RTW council meetings for institution and parole region committees.
- Assist in the establishment and coordination of Early Intervention Programs at each institution and parole region.

31020.7.6.3 Area Return-to- Work Program Coordinator's Responsibility

Each institution and parole region shall designate an RTWC who shall:

Revised January 2008

- Serve as a member of the area RTW committee and work with the appropriate offices of SCIF.
- Schedule RTW council meetings.
- Identify and follow up on compensable injury cases and maintain appropriate monthly records.
- Establish reasonable RTW plans and time frames.
- Involve and advise supervisors and employees in working toward an equitable solution.
- Maintain and/or ensure that supervisors maintain communications with injured employees.
- Serve as the local early intervention coordinator.

31020.7.6.4 Area Return-to- Work Councils

Each institution and region shall establish an RTW Council to assist the RTWC in reviewing disability cases.

31020.7.6.4.1 Responsibility

The RTW Council shall:

- Review all cases involving injured employees who may have potential problems returning to their normal job duties.
- Discuss all claims within that institution/parole region's jurisdiction which have an Application for Adjudication pending with the Workers' Compensation Appeals Board (WCAB). This discussion develops current information to resolve disputed issues and encourage settlement.
- Determine appropriate referrals to the Early Intervention Program.

Action Plan

- Develop for each case reviewed, industrial or non-industrial, a plan of action to return the disabled employee to productive employment.

The supervisor of the injured employee, and/or person familiar with the status of the case, shall be included in the council discussions as often as possible.

31020.7.6.4.2 Membership

At minimum, the RTW Council shall consist of a person with authority to settle, a representative from personnel and safety, a SCIF claims representative, and a member from the Health and Safety Unit. The RTWC shall be the chairperson.

31020.7.6.4.3 Meetings

The RTW Council shall meet on a regular basis at least once quarterly.

31020.7.6.4.4 Minutes

Minutes of the RTW Council shall be taken by staff provided by the institution/parole region and sent to the Departmental Health and Safety Officer within ten working days following the meeting. Minutes shall be marked "Confidential" and treated as such.

Minutes shall include the following:

- Name of injured employee.
- Age of injured employee.
- Occupation at time of injury.
- Length of employment with the Department.
- Nature of injury (including brief description of how injury occurred).
- Whether claim is litigated (application filed with the WCAB).
- Whether attempts have been taken to return the employee to work and the results of these attempts.
- Plan of further action to be taken.

31020.7.6.5 Vocational Rehabilitation Training

Revised January 2008

Generally, employees disabled as the result of an industrial accident or illness shall be offered vocational rehabilitation if they cannot return to their normal and regular employment.

- The area RTWC shall meet with the rehabilitation representative to review the proposed rehabilitation program.
- The area RTWC shall provide a recommendation to the hiring authority.

31020.7.6.6 Program Evaluation

Revised January 2008

In evaluating a reduction in time, the severity rate shall be used as the measure.

CAL/OSHA Form 200

The Log and Summary of Occupational Injuries and Illnesses, CAL/OSHA Form 200 ("Log 200"), shall be reviewed by the Departmental Health and Safety Officer. This Log 200 shall be compiled by the departmental safety coordinator from data provided by institutional and regional staff. All copies of the required Log 200s shall be forwarded to the Office of Insurance and Risk Management as requested.

31020.7.7 Early Intervention

The Department is committed to implementing Early Intervention (EI) as a major component of the RTW Program to conserve fiscal and human resources.

EI ensures that all parties involved in workers' compensation cases are fully informed of available options, that decisions are reached expediently, and that action is taken to implement those decisions in a timely manner.

31020.7.7.1 Objectives

Maintain EI as a component of the RTW Program, at all institutions/parole regions and Central Office.

Return industrially injured/ill employees to work as soon as possible. Many injured/ill employees don't need referral to EI because they are receiving benefits and can be expected to return to work.

Assist the employee in locating suitable placement or request ordinary or disability retirement from the PERS if it appears that the employee cannot return to the usual and customary job.

31020.7.7.2 Reports

To ensure that EI functions properly, the following actions are necessary:

Injury Reporting

- Each institution/parole region and Central Office shall develop a system to ensure that employees and supervisors report injuries promptly (within 24 hours). In the institutions, job injuries shall be reported to the institutional personnel officer. In Paroles/Central Office, injury reports shall be submitted to the Personnel Office, Central Office. The reports ultimately shall be forwarded to the Health and Safety Unit.

SCIF Form 3067

- The local RTWC shall develop a system for reviewing accident/injury reports (SCIF Form 3067s) on a routine basis, at least weekly. The

original and a copy of the forms shall be sent to SCIF and a copy to the Health and Safety Unit.

- The local RTWC shall maintain frequent communications with the SCIF adjuster and the EI counselor so that appropriate and timely decisions can be made.
- The local RTWC shall keep the Health and Safety Unit informed as to the status of the most sensitive workers' compensation cases.

31020.7.7.3 Early Intervention Counselor Visits

The Early Intervention (EI) Program provides an employee who has suffered an EI industrial injury up to two visits with a professionally trained counselor. The EI counselor provides helpful information to the employee and also assesses the ability of the employee to return to work. This assessment shall be provided to the area RTWC and the SCIF adjuster. Additional visits may be authorized by the RTWC and/or SCIF.

31020.7.7.4 Early Intervention Counselor Qualifications

An EI counselor shall usually be an experienced rehabilitation or employment counselor who has:

- Developed and implemented RTW/vocational plans.
- Evaluated, counseled, and placed vocationally handicapped individuals.

31020.7.7.5 Early Intervention Counselor Selection

The EI counselors are selected geographically for each institution by the Department and SCIF. The Health and Safety Unit shall train the EI counselors regarding specific departmental personnel policies and work rules.

31020.7.7.6 Early Intervention Counselor Role

The EI Counselor shall receive employee referrals:

- From the local RTWC.
- From a medical panel or personal physician. A medical panel is composed of local medical providers for a geographic area. A list of local medical panel members shall be posted in all work areas to assist employees in seeking medical treatment.
- From the Health and Safety Unit.
- From SCIF.

31020.7.7.7 Early Intervention Counselor Responsibility

The EI counselor shall:

- Make contact with the injured employee within two working days of referral.
- Explain all available benefit options, e.g., employment, medical, rehabilitation, retirement, etc.
- Provide reality counseling, which helps the employee adjust to the disabling condition.
- Provide reassurance to the employee that the Department is concerned about their well-being.
- Formulate an initial assessment regarding the injured/ill employee's potential for return to work.
- Provide ongoing feedback to the local RTWC and SCIF adjuster.
 - If the employee is still working, assess the job status to assure satisfactory performance and positive employee attitude.
 - If the employee is not working, assess the potential for return to work.
- Make a final recommendation to the local RTWC concerning potential work status and any work limitations.
- Be available on short notice to the following:
 - Medical panel members.
 - Business managers/local RTWCs/ institutional personnel officers.
 - SCIF adjusters.
 - Health and Safety Unit.
- Attend all local RTW meetings.
- Maintain appropriate record keeping and reporting as necessary.

31020.7.7.8 Area Medical Panel Responsibility

The area medical panel shall:

- Provide first-aid and/or medical treatment to injured employees.
- Identify employees for EI services.
- Act as consultants when employees opt to use their private physician.

- Provide medical, psychological, and psychiatric evaluations requested by SCIF.
- Evaluate the employee's potential for return to work and report to SCIF and the local RTWC.
- Maintain ongoing and frequent communications with the local RTWC and the EI counselor.

31020.7.7.9 Return-to-Work Coordinator Responsibility

Revised January 2008

The local RTWC shall:

- Serve as the local coordinator for EI.
- Ensure that ongoing and frequent communications are maintained with injured/ill employees.
- Develop a system to ensure the reporting by supervisors of all injuries or illnesses within 24 hours of occurrence.
- Review all injury/illness reports (SCIF Form 3067) on a weekly basis.
- Make necessary referrals to the EI counselor.
- Maintain frequent contact with the local SCIF adjuster and EI counselor to ensure that decisions are reached regarding injured/ill employees.
- Maintain a log of referrals to the EI counselor including decisions and conclusions regarding each referral.
- Develop a local medical panel, through use of existing community resources in conjunction with the Department's Health and Safety Office and the SCIF adjuster.
- Identify temporary, light duty assignments for the utilization of temporarily disabled employees in accordance with the Department's Light Duty policy.
- Assist with arranging employee placements of temporarily disabled employees.

31020.7.7.10 Assignment Captain/ Lieutenant Responsibility

This position is key to the EI process and shall:

- Furnish names of industrially injured/ill employees to the local RTWC for possible EI referral.
- Monitor the submission of SCIF Form 3067 to ensure the timeliness of their completion by first line supervisors.
- Participate in RTW meetings to add personal first-hand knowledge to case discussions.

31020.7.7.11 SCIF Adjuster Responsibility

The SCIF adjuster shall:

- Make referrals to appropriate medical practitioner or medical panels, especially in cases where the exact nature of the injury/illness is not readily apparent.
- Maintain medical control of the case.
- Update the claimant's medical progress with the local RTWC.
- Maintain communications with the EI counselor to monitor progress.

31020.7.7.12 Health and Safety Unit Responsibility

The Health and Safety Unit shall:

- Identify and provide specific training needs for all EI counselors and medical panels departmentwide.
- Assist each local RTWC with evaluating and monitoring the performance of all EI counselors and medical panels departmentwide in conjunction with SCIF.
- Provide training and ongoing consultation to each local RTWC for appropriate referrals to EI counselors.
- Coordinate and participate in RTW meetings with institution/regions.
- Promote the expanded use of light duty assignments where appropriate.

31020.7.8 Reports and Record Keeping

The Departmental Health and Safety Unit shall coordinate and monitor the processing of required reports.

Hiring authorities shall ensure that reports covering work-related employee accidents and illnesses are prepared and processed in accordance with all state requirements as outlined in this section.

31020.7.8.1 CAL/OSHA Record Keeping

The DIR has primary responsibility for administering CAL-OSHA. Under the program employers and employees are required to comply with specified job safety and health standards.

Enforcement is carried out by the Division of Occupational Safety and Health.

The departmental Health and Safety Unit shall compile disabling occupational injury and illness data into one report and forward it to the DGS, Office of State Insurance and Risk Management, by the 15th day following the end of each calendar quarter.

Each reporting unit shall compile the necessary information and return the following completed forms to the Department's Health and Safety Unit by the 10th day following the end of each calendar quarter.

A Log and Summary of Occupational Injuries and Illnesses, CAL-OSHA Form 200 or "Log 200," shall be kept daily at the designated place as a basic document for:

- Collection of statistical data on annual occupational injuries and illnesses.
- Review by the Division of Industrial Safety engineer during CAL-OSHA inspections.
- Review of area accidents and occupational injury and illness experiences.

Reporting Requirements

The Log 200 shall include the recordable occupational injuries and illnesses to all paid employees, either full- or part-time. The log shall not include injuries or illnesses sustained by unpaid workers. For further detailed recording requirements refer to the booklet entitled "Record-Keeping and Reporting Requirements Under CAL-OSHA." This booklet is available free upon request to the California Division of Labor Statistics and Research.

USINS Form 66 Retention

The Quarterly Summary of Disabling Occupational Injuries and Illnesses, USINS Form 66 summarizes the entries on the Log and Summary of Occupational Injuries and Illnesses, Log 200.

Retention

The Log 200, the associated SCIF Form 3067s and the USINS Form 66 shall be kept in the Personnel Office for five years following the year to which they relate.

31020.7.8.2 Department of Occupational Safety and Health Citations and Appeals/Variances

If the Division of Occupational Safety and Health believes that an employer has violated a safety and health standard or order, it issues a citation to the employer.

The following process is established to assure that appropriate departmental units receive immediate notification of Division of Occupational Safety and Health (DOSH) Citation Appeals and Requests for variances:

- Any citation or pending citation issued by the DOSH affecting any Department employee, facility, equipment, or operation shall immediately be brought to the attention of the departmental Health and Safety Officer. Notification shall also include:
 - Any intention to appeal a DOSH-issued citation.
 - Any intention to apply for a temporary or permanent variance to an existing safety standard.
- All citations shall be posted for a minimum of three working days and shall not be removed until the conditions cited have been abated.
- All requests for variances and appeals shall be cleared through the Health and Safety Unit. Each hiring authority shall implement a process whereby the Health and Safety Unit is notified by telecopier (within 24 hours) that there has been an inspection by DOSH and a citation is pending. Information provided in the telecopy shall include:
 - Facility or operation inspected.
 - The location.
 - The date of inspection.
 - Description of pending citation(s) including specific safety orders allegedly violated.
 - Classification of pending citation, if known (serious or non-serious).
 - Tentative reason to appeal or not appeal.

Process to Notify Health and Safety

- The Health and Safety Unit shall inform appropriate Central Office units of citations, citation appeals, or variance activity.
- All employees shall be advised of and understand their basic rights and liabilities with respect to serious industrial accidents and the appropriate response to DOSH questions.
 - It is an employee's right to refuse to answer questions, make statements, or otherwise discuss the facts of an industrial accident with the DOSH investigators until the employee has had an opportunity to talk to an attorney. The Department's Legal Affairs Branch has recommended that no employee discuss the facts of any serious or fatal accident unless an attorney representing the employee is present during questioning.
 - This policy is not intended to prevent DOSH from carrying out its responsibility to investigate on-the-job accidents. It is, however, intended to assure employee awareness of their rights and potential liabilities in cases where questioning, as a part of an investigation, can lead to serious criminal charges.

Employee Accident Reporting

- Employees who have participated in activities related to a serious on-the-job accident shall see that the notification of the accident is immediately communicated to the local safety coordinator and the Central Office Health and Safety Unit. Employees may request advice, representation or both from the departmental counsel, or may consult with a private attorney at their own expense.

31020.7.8.3 Accident Reporting

Report of Vehicle Accident, STD Form 270

Whenever a State-owned vehicle or a privately-owned vehicle driven on State business is involved in an accident, the driver of the vehicle shall complete and submit a Report of Vehicle Accident, STD Form 270 within 48 hours to the DGS, Office of Insurance and Risk Management, 926 J Street, Suite 615, Sacramento, CA 95814, (916) 322-8966.

When the accident involves a privately-owned vehicle or a commercial automobile, the STD Form 270 shall be clearly marked "Privately-Owned Vehicle Involved."

When a State vehicle is struck while properly parked, the custodian of the vehicle shall complete and sign only that portion of the STD Form 270 identifying the custodian, vehicle, the location, and probable date and time that damage occurred.

All questions on the form shall be answered. If the question is not applicable, place a dash or "N/A" in the answer area.

The supervisor who authorized the use of the vehicle shall ensure that the STD Form 270 is completed by the driver or, if that person is unable to do so, the supervisor shall complete the form. When a driver is unable to complete the form, the supervisor shall notify the liability insurance company and forward STD Form 270 to the DGS within 48 hours of the accident.

Distribution of the STD Form 270 is dependent upon the type of vehicle involved in the accident as follows:

Department-Owned Vehicles

- White, blue, and pink copies shall be sent to the DGS, Office of Insurance and Risk Management, 926 J Street, Suite 615, Sacramento, CA 95814. Forward the canary and green copies to the supervisor who authorized the use of the vehicle.

State Garage Vehicles, Pool or Monthly Tripper

- White, blue, and pink copies shall be sent to the DGS, Office of Insurance and Risk Management, 926 J Street, Suite 615, Sacramento, CA 95814. Forward the green copy to the State Garage which dispatched the vehicle and the canary and one added copy to the supervisor who authorized the use of the vehicle.

Privately-Owned or Commercial Vehicle

- White and blue copies shall be sent to the DGS, Office of Insurance and Risk Management, 926 J Street, Suite 615, Sacramento, CA 95814. Forward the pink copy to the driver (in case of inmate driver, this shall be retained at the local level) and the canary and green copies to the supervisor who authorized the use of the vehicle.

Claim for Reimbursement

Note: Whenever an employee submits a claim for reimbursement of repair expenses, a copy of the STD Form 270 shall accompany the travel expense

claim, STD Form 262. (See SAM 759 and 759.5 for terms of reimbursement.)

Review of State Driver Accident, STD Form 274

Upon receipt of a completed Report of Vehicle Accident, Form 270, the supervisor of the driver involved in the accident shall initiate, in duplicate, the Review of State Driver Accident, STD Form 274.

Police Report

The supervisor shall interview the driver of the vehicle and investigate at the scene of the accident when necessary. A copy of the police accident report shall be obtained and made part of the supervisor's review.

Upon completion, two copies of the STD Forms 270 and 274, and related police reports shall be routed as follows for management review:

- Institutions - institutional safety coordinator.
- Paroles - regional safety coordinator.
- Central Office - Health and Safety Unit.

A copy of the original package shall be retained at the local level.

Management review shall ensure completeness of reporting and initiate follow-up action if it is determined that there is evidence of misuse or negligence considerations on the part of the State driver.

Driver Training and Evaluation

Defensive driver training is coordinated by the DGS and is considered job-required training. Supervisors' requests for training shall be handled as described in the SAM 750.2, and problems with this process or scheduling shall be directed to the Departmental Training Officer.

Corrective Action

Whenever managers or supervisors observe a subordinate employee operating a vehicle in an unsafe manner, even though an accident does not occur, corrective action shall be taken.

Assessment of damages shall be made against an employee for damage or loss because of abuse or negligent use of the vehicle in accordance with the SAM Section 4182.3.

Any preventive, corrective, or formal disciplinary action taken shall be in accordance with the following:

- GC 19574.
- Departmental policy.
- SAM Section 4182.3.

Employee's Responsibility

Employees shall:

- Report any motor vehicle accident or damage within 48 hours.
- Attend defensive driver training classes scheduled by supervision.
- Obey the law and follow the instructions and guidelines described in this and other pertinent departmental policy.

First-Line Supervisor's Responsibility

The first-line supervisors shall:

- Ensure accidents are promptly reported and investigated.
- Initiate counseling and corrective action for those employees who have demonstrated a poor driving record.
- Consider accident records in the annual employee appraisals.
- Notify the training officer when an employee needs to take a defensive driver training class.
- Instruct subordinates regarding driving responsibilities prior to authorizing them to drive on State business.

Second-Line Supervisor's Responsibility

Second-line supervisors shall:

- Review and classify each motor vehicle accident within their span of supervision.
- Verify the vehicle accident classification and preventability designation.
- Ensure first-line supervisors initiate appropriate corrective action in accordance with departmental policy.

Inspecting Car Pool Vehicles

Before removing a State vehicle from the car pool or upon reassignment, the operator shall check the vehicle for any obvious damage. If any damage to a State vehicle is not reported prior to removal from the pool or reassignment, the responsibility shall be placed upon the last operator of that vehicle.

Any damage to State vehicles noted during the inspection, or while in use, shall be reported on a STD Form 270 by the driver at the first opportunity, even if the time and cause of the defect are unknown. The filing of such a report does not imply that damage was caused by the driver who signs the report.

The institution/parole region/division shall not accept any excuse for non-reporting of vehicle damage. All operators of State vehicles are accountable for the care of and reporting of any vehicles assigned to them.

All personnel shall be made aware of this process. It shall be used to clarify any questions concerning the responsibility for reporting and accountability of any State vehicle while in their possession.

Summary Report of State Driver Accidents

A Summary Report of Departmental Vehicle Accidents shall be submitted annually to the DGS, State Driver Accident Prevention Program. The report shall be compiled by the Department's Health and Safety Unit using specific data obtained from each reporting unit.

31020.7.8.4 Non-Vehicular Accidents Involving

Inmates

Accident Report (Other Than Motor Vehicles), STD Form 268 shall be used in reporting all accidents involving the public, which either occur on State property or involve State employees or equipment. Only in case of serious injury or death of an inmate where there is a possibility of liability to the State shall inmate accidents be reported on STD Form 268.

In the event of an accident or occurrence other than motor vehicle involving the public which results in death, serious injury, or extensive property damage, immediately telephone the AG's Office in Sacramento and provide the following information:

- The identity of the Department, the particular unit, and employee(s) involved.
- The time, place, and circumstances of the accident or occurrence.
- The names and addresses of the injured.
- The names and addresses of witnesses, if any.

Reporting

To report incidents on Saturdays, Sundays, or holidays, telephone the State Capitol Operator at (916) 445-4711 and provide the required information. The operator shall relay messages to the designated duty officer for the AG's Office. After the telephone report has been made, STD Form 268 shall be submitted:

Distribution of STD Form 268

- Original and first copy within 48 hours to the AG's Office, Tort Section, P.O. Box 944255, Sacramento, CA 94244-2550.
- Second copy to the Office of Insurance and Risk Management, 926 J Street, Suite 615, Sacramento, CA 95814.
- Third copy to the Department's Health and Safety Unit.
- Fourth copy for local use.

31020.8 Health and Safety Grievance Procedure

The Department provides reasonable safeguards for the protection of the health and safety of all employees. However, to ensure a prompt response should employees feel that a situation exists which presents an immediate danger and wish to file a health and safety grievance, they are directed as follows:

- Rank and file employees may review individual guidelines in the applicable bargaining unit contracts.
- Excluded employees (manager, supervisor, confidential) may follow procedures in Section 33010, Personnel Policies, of this manual.

Health and safety issues under this process include the following:

- Unsafe structural conditions;
- Defective or unsafe electrical or mechanical equipment;
- Environmental hazards;
- Deficient vector control; or
- Violations of acknowledged custodial rules or procedures which imminently threaten the safety of any individual or the work site.

All should be aware of rights and obligations under these contracts and personnel policies including the time frames for specific action.

31020.9 Revisions

The Deputy Director, ORM, or designee shall ensure that the content of this Article is accurate and current.

31020.10 References

CCR (8) General Industry Safety Orders.
 ACA Standards 2-4162 through 2-4175, 2-4047, 2-4134, 2-4244, 2-4255, 2-4305, and 2-4416.
 Governor Executive Order R29-71.
 SAM §§ 2580 - 2595.1, 190.
 Personnel Transaction Manual § 656.
 LC §§ 6200 - 6208, 6409 - 6413, 10017.
 CCR (2) §§ 555 - 555.4.
 CCR (15) §§ 3289 and 3413.
 GC §§ 19253.5, 19853; 13959 - 13969.1; 13970 - 13974.
 DOM § 52090.
 DPA Rules 599.755 - 599.768; 599.769; 599.770 - 599.779; 599.737; 599.738; 599.742; 599.742.1; and 599.752.

ARTICLE 3 — EMPLOYEE AWARDS PROGRAM

Revised August 22, 2008

31030.1 Policy

The Department encourages all employees to actively participate in the following awards programs:

- State Merit Award.
- Employee Recognition.
- Safety Awards.

31030.2 Purpose

This Article provides standards and procedures for participation in the State Merit Award Program, the Employee Recognition Program, the Safety Awards Program, and the 25-Year Service and Retirement Recognition Program.

31030.3 State Merit Award Program

The California Legislature established the State Merit Award Program in 1950 to improve the operations and efficiency of State government through honorary and cash awards. The objectives of the program are:

- To encourage all employees to take an active part in improving the effectiveness of State government.
- To provide recognition for those employees whose individual or group efforts contribute to efficiency and economy through elimination or avoidance of State expenditures, or other improvements.
- To reward employees for acts or services of an outstanding nature.
- To reward employees for superior accomplishments.

The following awards are available under the State Merit Award Program:

- Employee Suggestion Program.
- Superior Accomplishment.
- Sustained Superior Accomplishment.

31030.3.1 Employee Suggestion Program

The Employee Suggestion Program (ESP) rewards employees who come up with cost-saving ideas and/or ideas to improve the safety or operations of State government. The rules and regulations governing this program include:

- DPA Rules 599.655 to 599.664, inclusive.
- Government Code Sections 19815.4(d), 19816, and 19823.
- State Administrative Manual (SAM) Chapter 4700.

The Department of Personnel Administration (DPA) oversees the ESP statewide to ensure compliance with the laws and rules governing the program. DPA delegates authority to publicize and administer the ESP to state agencies and departments. Each State agency or department designates a Merit Award Administrator (MAA) as a liaison between its department and DPA. The Department's MAA is in the Division of Support Services, Office of Business Services.

Department Leadership Responsibilities

Each supervisor and manager shall:

- Encourage the submission of suggestions.
- Be thoroughly familiar with the details of the program as specified in the DPA Rules, Government Code, SAM, and this Article.
- Provide assistance to suggesters when requested.

31030.3.1.1 Participation Criteria

Active or retired State employees are eligible to participate in the ESP, with the exception of the following:

- Career Executive Assignments (CEA).
- Exempt classifications with a collective bargaining designation of managerial.

31030.3.1.2 Eligible Suggestions

Eligible suggestions are those that have a cost savings to the State and can document one or more of the following:

- Improvement to State operations.
- Increase in revenue.
- Elimination of safety hazards.
- Improvement in procedures.

Suggestions include topics in engineering, security, information technology, accounting, clerical support, and many more. Suggestions must describe a specific problem as described above, offer a workable solution, and be of benefit to the Department or another State agency or department.

31030.3.1.3 Ineligible Suggestions

Ineligible suggestions include those that:

- Are under evaluation or were evaluated through the Department ESP within the last year.
- Recommend new or increased taxes or fees.
- Recommend additional revenues at the expense of a segment of taxpayers and which can be classified as unjust or inequitable.
- Recommend a change in the pay or classification of a position or class, or the establishment of new positions.
- Recommend a study, survey, or review to determine a course of action.
- Involve a personal grievance.
- Involve terms and conditions of employment which are subject to the collective bargaining process under the Ralph C. Dills Act.
- Recommend corrections in spelling, punctuation, grammar, or mathematical calculations (these changes should be communicated through established channels).

31030.3.1.4 Submission Criteria and Suggester Responsibilities

Suggesters must complete an Employee Suggestion form (STD. 645) describing the suggestion. Each suggestion must describe only one specific problem and offer a workable solution. Suggesters must provide as much detail as possible and include examples or attachments to corroborate the problem and its solution. Suggesters may fully describe the suggestion on one or more attachments; however, the STD. 645 must reference the attachment and the attachment must follow the format of the STD. 645.

Suggesters must complete, sign, and date the STD. 645. The ESP cannot accept an incomplete or unsigned STD. 645. (Note: If your suggestion is a team-developed idea, all members of the team must sign.)

- If the suggestion impacts a Department institution, division, or program, submit the completed form/package to:

CDCR Merit Award Administrator
 P.O. Box 942883
 Sacramento, CA 94283-0001

- If the suggestion impacts another department or multiple departments, submit your completed form/package to:

Department of Personnel Administration
 Merit Award Program
 1515 S Street, North Building, Suite 400
 Sacramento, CA 95814

Suggesters may remain anonymous until the Department approves an award.

31030.3.1.5 Department Merit Award Administrator Responsibilities

The MAA receives, logs, refers, and tracks suggestions through the evaluation process. Upon receipt of a suggestion the Department MAA:

- Assigns an identification number and reviews the suggestion for completeness.
- Sends the suggester an acknowledgment letter.
- Assigns the suggestion to the division responsible for the suggestion's program area.

- Receives the completed Suggestion Evaluation Report (STD. 645A) and ensures it is an impartial and thorough evaluation. The MAA verifies recommended award amounts, if any, and notifies the suggester of the Department's decision.
- If the evaluator recommends implementation, the MAA notifies the suggester of the Department's intention and coordinates award payment to the suggester.

Evaluation timeframes vary according to the complexity of the suggestion.

Additional Responsibilities

The Department MAA shall:

- Explain and interpret the program to Departmental employees.
- Supervise the distribution of Merit Award Program promotional material issued by the Governor, the DPA, or the State Merit Award Board.
- Forward a copy of the Suggestion Evaluation Report to suggester.
- Ensure awards for adopted suggestions proceed through Executive staff to the Secretary or designee.
- Ensure the appropriate payroll office requests award payment for suggester.
- Inform Department management of adopted suggestions that increase departmental economy or efficiency or improve operating procedures.
- Represent suggesters in meetings before the Merit Award Board.
- Provide additional information on the program, as requested.
- Answer questions.
- Provide ESP forms and/or Internet links to forms.
- Arrange for speakers to explain the program to employee groups.
- Provide quarterly status updates to suggesters.

31030.3.1.6 Division Evaluator Responsibilities

Evaluators are not expected to know all of the facts personally; however, evaluators should know how and where to obtain the information needed to evaluate the suggestion thoroughly. If an evaluator believes he/she lacks the expertise to evaluate a suggestion, or needs access to resources not available to him/her, immediately inform the MAA.

Evaluators shall:

- Act promptly.
- Get the facts.
- Use the Evaluator's Handbook throughout the evaluation.
- Make a sound recommendation based on his/her detailed analysis.
- Be fair and objective.
- Base the findings, conclusion, and award recommendation on the feasibility of the idea, not on the suggester's eligibility to receive an award.
- Make a definite recommendation for adoption or rejection of the suggestion. If a final decision cannot be reached without a trial implementation and cost-savings analysis, the evaluator shall submit an "Interim Report" to the MAA. In every case, the evaluator shall include appropriate comments and documentation necessary to support his/her recommendation.
- Complete the Suggestion Evaluation Report (STD. 645A) in terms that can be easily understood by persons unfamiliar with the Department.
- Be considerate of the suggester's feelings and encourage further suggestions, regardless of the outcome of the evaluation.
- Keep the MAA informed of the progress of the evaluation.

If the evaluator requires additional information from an anonymous suggester, contact the MAA. The MAA will act as a liaison between an anonymous suggester and the evaluator.

It is very important to process suggestions promptly. The timeframe for completing the evaluation is 25 working days. If the evaluation takes longer, the evaluator must request an extension on the assignment from the MAA and provide the MAA with the projected completion date.

31030.3.1.7 Evaluating the Suggestion

There are six steps in the evaluation process. Detailed information for each step can be found in the Evaluator's Handbook. The six steps are summarized as follows:

1. Review the suggestion in its entirety and define the problem and the proposed solution.

- What problem does the suggestion address?
 - What is the suggester's solution?
2. Analyze the feasibility of the proposed change.
 - Compare the current method of operation to the method proposed in the suggestion in terms of feasibility, costs, and benefits to the Department.
 - Is the idea timely?
 - Is the idea under independent active consideration? If so, documentation of independent consideration by the Department must be attached to the STD. 645.
 - Is there an alternate solution to the problem?
 3. Calculate the cost savings.
 4. Determine whether the suggestion should be adopted and the type of award that should be presented.
 5. Determine the suggester's ability to receive a cash award.
 - What are the suggester's assigned or expected job responsibilities?
 - Was the suggestion assigned to the suggester for research, development, or solution?
 6. Prepare the STD. 645A.

31030.3.1.8 Completing the Suggestion Evaluation Report (STD. 645A)

Detailed information for completing the STD. 645A can be found in the Evaluator's Handbook. If the evaluation is lengthy, the STD. 645A may state "See Attached Evaluation" in the Comments section. Each STD. 645A must be signed and dated by the evaluator and the evaluator's division head or designee who signs as the Reviewing Officer, before it is returned to the MAA. The evaluator shall also provide his/her contact telephone number. Evaluators shall return the completed and signed STD. 645A to the MAA with any attachments and all notes, supporting documentation, and evaluation materials.

31030.3.1.9 Rejected Suggestions

The MAA notifies the suggester if the Department rejects his/her suggestion. Included in the notification is a copy of the STD. 645A, the suggester's appeal rights, and appeal timeframes.

31030.3.1.10 Right to Appeal a Rejected Suggestion

Suggesters have the right to appeal rejected suggestions within one year from the date on the rejection letter. The reasons for an appeal and the action the suggester must take are the following:

- The suggester disagrees with the evaluation report because pertinent information was not considered. In this case, the suggester shall submit a written request for reconsideration to the MAA that includes additional or supplemental information not covered in the original suggestion, or shall point out an error in the evaluation report. The MAA shall return the suggestion with the additional or supplemental information to the division evaluator for a decision.
- The suggester disagrees with the evaluation report that states the suggester is not eligible to receive an award. The reason may be that the idea was within the scope of his/her duties, or was an assignment given to the suggester. In this case, the suggester shall submit to the MAA a written request for reconsideration. If the MAA determines the appeal is unresolvable at the Department level, the MAA shall submit the appeal to the State Merit Award Program for review and a binding decision.

Suggesters have the right to appeal rejected suggestions within three years from the date on the rejection letter if the suggester believes the Department implemented the suggestion within three years after rejecting the suggestion. In this case, the suggester shall submit to the MAA a written request to reopen the suggestion, with an explanation of when and how the Department adopted the idea. In addition, the suggester shall provide documentation or proof of implementation. If the MAA determines the appeal is unresolvable at the Department level, the MAA shall submit the appeal to the State Merit Award Program for review and a binding decision.

31030.3.1.11 Administrative Reconsideration

The MAA may administratively reopen a suggestion submitted through the ESP upon evidence that the Department implemented it without giving the suggester due recognition.

31030.3.1.12 Adopted Suggestions

The MAA notifies the suggester if the Department intends to adopt the suggestion, coordinates Executive approval of the recommended award, and requests payment to the suggester.

31030.3.1.13 Types of Awards

Awards range from \$50 to a maximum \$50,000 per adopted suggestion. The Department Secretary or designee approves awards up to \$5,000. Awards over \$5,000 require approval by the State Merit Award Board, DPA, and concurrent resolution by the Legislature. Below is a summary of the various types of awards available:

Cash Award

Cash awards are based on the net savings or earnings realized by the Department in the first 12 months following the implementation of the suggestion. If the first 12 months are not representative of net savings or revenue, a different period of time may be substituted. The award is 20 percent of the net savings or revenues.

Note: Suggestions requiring substantial refinement or modification for implementation will be calculated at 5 percent of the net savings or increased revenue.

One-Time Award

When an adopted suggestion results in one-time savings or revenue, the award will be calculated at 5 percent of the net savings or revenue.

Preliminary and Supplemental Awards

The adopting institution, division, or program may recommend a preliminary award after a suggestion has been in place for one year. If the institution, division, or program realizes greater net savings or revenue than the preliminary award represents, it may recommend a supplemental award.

Improved Procedures Award

Where an annual net savings or increased revenue cannot be determined or are calculated at less than \$500, a cash award may be recommended by the adopting division in accordance with the Improved Procedures Award Scale on Page two of the STD. 645A. Where annual net savings or increased revenue are calculated as at least \$500, but not more than \$1,000, the recommended cash award shall be \$100.

Improved Safety Award

These suggestions propose improvements in practices or facilities to eliminate or reduce injury to State employees or to the public, but the monetary value cannot be readily determined. Examples are suggestions relating to equipment modification, maintenance that is not routinely expected, and items that are not specified in building codes. To calculate awards for this type of adopted suggestion, the evaluator shall apply the Improved Safety Award Scale on Page two of the STD. 645A.

31030.3.1.14 Award Time Frames

Some types of awards can be paid relatively quickly. Others must wait until the first 12 months of net savings or revenue can be calculated. All occur after the evaluator returns the STD. 645A to the MAA indicating that a suggestion has been adopted and an award recommended. Timeframes do not include MAA processing timeframes. All cash awards are considered income and subject to tax.

Cash Awards

The length of the process depends on the amount of the recommended award:

\$50 to \$5,000

Up to one year to obtain all required levels of approval within the Department and to request payment through the appropriate personnel office.

\$5,001 to \$50,000

Up to four years. An award this size requires:

- All required levels of approval within the Department.
- A hearing or multiple hearings by the State Merit Award Board.
- Sponsorship of a concurrent resolution by the Legislature to authorize payment (coordinated by DPA).

If the Legislature approves the concurrent resolution:

- Notification issued by DPA to MAA to request payment.
- MAA requests payment from the appropriate personnel office.

One-Time Awards

The length of the process depends on the amount of the recommended award. See Cash Awards above.

Improved Procedures Awards

Within one year.

Improved Safety Award

Within one year.

31030.3.2 Superior Accomplishment Award

The Superior Accomplishment Award (SAA) recognizes performance by an individual employee or a team of employees that results in an exceptional contribution to improving State government beyond the accomplishments normally expected of the employee's classification.

31030.3.2.1 Eligibility

All employees, except those who are designated supervisory or managerial, are eligible for nomination. Peers or superiors may nominate an employee or team of employees for the SAA. There is no limit on the frequency that employees may be recommended for the SAA; however, an employee who receives an SAA is not eligible to receive another SAA for three years.

31030.3.2.2 Nomination Criteria

As stated above, SAAs are reserved for on-the-job performance beyond that expected of the employee's classification(s). Typical nominations consider:

- Responsibility for major improvements of methods, organization, procedures, services, or products that result in improved State or Departmental operation.
- Important contributions to research, development, and implementation of Departmental goals.
- Actions that demonstrably enhance creativity and productivity of subordinates or co-workers.
- Outstanding and superior achievement that brings recognition to the employee, the team, and/or the Department.
- Successful completion of an assigned task, project, or special event in a superior manner and/or significantly shorter timeframe than was deemed possible.
- All nominations shall be made on a STD. 278, Superior Accomplishment Gift or Cash Award Recommendation. It must be signed and submitted with original signatures to the MAA in the Division of Support Services, Office of Business Services.

31030.3.2.3 Selection Process

The MAA receives, logs, and reviews nomination forms for completeness. The MAA forwards the STD. 278 through all required levels of approval to the Department Secretary or designee. The Secretary or designee shall make the final decision to approve or disapprove the award application and may change the amount of the recommended award. The Office of the Secretary returns the completed STD. 278 to the MAA with the recommendation(s).

31030.3.2.4 Award Process

Upon receipt of an approved nomination form from the Office of the Secretary, the MAA requests payment for the recommended award amount from the employee's payroll office. The State Controller's Office deducts applicable taxes from the award amount.

In lieu of cash payment, the Department may present a gift equal in value to the award amount; however, this practice is discouraged as it puts the burden of claiming the taxable gift on the recipient(s).

In addition to a monetary award, award recipients may receive a framed certificate commemorating their accomplishment. The design, purchase, and printing of the certificate are at the discretion of the Department.

31030.3.3 Sustained Superior Accomplishment Award

The Sustained Superior Accomplishment Award is meant to reward superior performance over a two-year period that results in an exceptional contribution to improving California State Government.

31030.3.3.1 Eligibility

Efforts which may be recognized with this award include sustained performance significantly exceeding normal job requirements resulting in the completion of a major project or task with substantial benefits to the State. All State employees, except agency heads or elected Constitutional officers, are eligible for this award. Individuals or teams of employees may be nominated for this award.

31030.3.3.2 Nomination Criteria

Nominations for the Sustained Superior Accomplishment Award may be submitted once a year to the MAA, on a date determined by the MAA. Nominations are limited to an amount equal to one nomination per 100 employees of the Department. The Department may nominate fewer employees than this number.

When a manager or supervisor wishes to nominate an employee for the Sustained Superior Accomplishment Award, he/she must first specify the

amount of the award, ranging from \$25 to \$250, for an individual or for each member of a team.

31030.3.3.3 Submission

After selecting the award amount, the supervisor or manager must complete an STD. 278, Superior Accomplishment Gift or Cash Award Recommendation. It must be signed and submitted with original signatures to the MAA in the Division of Support Services, Office of Business Services. The MAA logs and tracks the nomination during the review process by the Office of Personnel Services (OPS).

31030.3.3.4 Selection

OPS reviews the application based on staff recommendations, objectives of the employee's program, and the terms of any previously approved Sustained Superior Accomplishment program. OPS recommends approval or disapproval to the Secretary or designee. The Secretary or designee shall make the final decision to approve or disapprove the award application and may change the amount of the recommended award. The Office of the Secretary returns the STD. 278 to OPS with the recommendation. OPS forwards the recommendation to the MAA for out-processing and to request any approved award payment(s).

31030.3.3.5 Award Process

Upon receipt of an approved nomination form from the Office of the Secretary, the MAA requests payment for the recommended award amount from the employee's payroll office. The State Controller's Office deducts applicable taxes from the award amount.

In lieu of cash payment, the Department may present a gift equal in value to the award amount; however, this practice is discouraged as it puts the burden of claiming the taxable gift on the recipient(s).

Award recipients, in addition to a monetary award, may receive a framed certificate commemorating their accomplishment. The design, purchase, and printing of the certificate are at the discretion of the Department.

31030.4 Employee Recognition Program

The Employee Recognition Program was established to acknowledge those employees and community members who distinguish themselves by acts of heroism, bravery, or service beyond the normal demands of correctional/community service.

31030.4.1 How to Submit Nominations

An employee may be nominated for a departmental award by any supervisory or managerial employee. Supervisors and managers have a duty to recognize heroic acts. A written memorandum shall be submitted to the hiring authority for approval. The nominee shall have acted while on duty, or if off duty, while in a departmental facility or in the community.

The memorandum with the hiring authority's comments shall be forwarded to the appropriate assistant director for approval. They will then review and forward all nominations to the Assistant Secretary, Office of Public and Employee Communications.

The Employee Recognition Program operates on a calendar year basis. All awards for nominations submitted for which the incident occurred between January 1 and December 31 of each year are presented in May of the following year.

Nominations are due to the Assistant Secretary, Office of Public and Employee Communications, on the second Friday in January following the year in which the incident occurs. All nominations shall include:

- A standardized cover sheet provided by the communications office. A cover sheet for each nominated individual will include name, date of incident, brief description of incident (not to exceed space provided), name and signature of person making nomination, institution/parole region/other work location, and employee position or rank.
- One to three one-sided sheets (8 1/2 x 11) of additional or substantiating material (incident reports, statements of eyewitnesses, etc.) may be used.

The nomination package must be sent by U.S. Mail or delivery service (no telefaxed materials will be accepted unless specific information is requested by the Communications Office) so that arrival is prior to the due date.

The due date will be determined prior to December of each year. All Wardens/ Superintendents/Parole Administrators/RPAs/Assistant Directors will be notified in early December of the deadline which will be 5:00 p.m. on the second Friday in January.

31030.4.2 Departmental Awards Review Board

The Departmental Awards Review Board consists of the following:

- Undersecretary, Operations

- Director, Division of Adult Institutions
- Director, Division of Adult Parole Operations
- Director, Juvenile Operations
- Director, Juvenile Parole Operations
- One Superintendent
- One Division of Adult Parole Operations Regional Administrator
- One Division of Juvenile Justice Parole Administrator
- Two Wardens

The Board shall meet annually no later than the middle of March, or as frequently as deemed necessary by the Undersecretary. The Board shall make its recommendations from the prior calendar year's nominees to the Secretary.

The Assistant Secretary, Office of Public and Employee Communications, or his/her designee shall serve as the chief staff member for the Departmental Awards Review Board and shall ensure that all seats are properly filled, a sufficient number of meetings are scheduled, and appropriate individuals are in attendance.

31030.4.3 Presentation of Awards

Awards shall be presented annually by the Governor, or his representative, and the Secretary, at publicized ceremonies.

31030.4.4 Wearing of Awards

Uniformed employees shall wear awards in accordance with Section 33020 of this manual. Non-uniformed employees are permitted to wear the lapel pin replicas of awards received.

31030.4.5 Awards – Descriptions and Criteria

Medal of Valor

The Medal of Valor is the Department's highest award, earned by employees distinguishing themselves by conspicuous bravery or heroism above and beyond the normal demands of correctional service. The employee shall display great courage in the face of immediate life/threatening peril and with full knowledge of the risk involved. The act should show professional judgment and not jeopardize operations or the lives of others.

- The medal consists of a gold-color medallion on a red, white, and blue ribbon.
- With the medal, the employee receives a red, white, and blue ribbon for wear with the Class A uniform and a lapel pin replica of the medallion for wear with civilian attire.

Corrections Star (Gold)

The Corrections Star (Gold) medal is the Department's second highest award for heroic deeds under extra-ordinary circumstances. The employee shall display courage in the face of immediate peril in acting to save the life of another person.

- The medal consists of a gold-color medallion in the shape of the departmental badge on a blue and white ribbon.
- With the medal, the employee receives a blue and white ribbon for wear with the Class A uniform and a lapel pin replica of the medallion for wear with civilian attire.

Corrections Star (Silver)

The Corrections Star (Silver) medal is the Department's third highest award for acts of bravery under extra-ordinary or unusual circumstances. The employee shall display courage in the face of potential peril while saving or attempting to save the life of another person or distinguish himself/herself by performing in stressful situations with exceptional tactics or judgment.

- The medal consists of a silver-color medallion in the shape of the departmental badge on a red and white ribbon.
- With the medal, the employee receives a red and white ribbon for wear with the Class A uniform and a lapel pin replica of the medallion for wear with civilian attire.

Corrections Star (Bronze)

The Corrections Star (Bronze) medal is the Department's award for saving a life without placing oneself in peril. The employee shall have used proper training and tactics in a professional manner to save, or clearly contribute to saving, the life of another person.

- The medal consists of a bronze-color medallion in the shape of the departmental badge on a yellow and white ribbon.

- With the medal, the employee receives a yellow and white ribbon for wear with the Class A uniform and a lapel pin replica of the medallion for wear with civilian attire.

Distinguished Service Medal

The Distinguished Service Medal is for an employee's exemplary work conduct with the Department for a period of months or years, or involvement in a specific assignment of unusual benefit to the Department.

- The medal consists of a bronze-color medallion presented on a green and white ribbon.
- With the medal, the employee receives a green and white ribbon for wear with the Class A uniform and a lapel pin replica of the medallion for wear with civilian attire.

Unit Citation

The Unit Citation is for great courage displayed by a departmental unit in the course of conducting an operation in the face of immediate life-threatening circumstances.

- Recipients shall also receive a green and gold ribbon for wear with the Class A uniform.

31030.5 Safety Awards Program

The Safety Awards Program was established to promote employee awareness in health and safety through recognition of significant employee contributions and achievements.

31030.5.1 Vehicle Safety Awards

The Department's annual goal for a lower number of accidents involving vehicles driven on State business is expressed as a percentage of reduction in the frequency rate of vehicle accidents. Qualifying adult institutions, adult parole regions, and the Department's Transportation Unit shall receive awards for achieving the goal.

- The Departmental goal shall be obtained from the "Annual Report of the California State Workers' Compensation Program," published by the Department of General Services (DGS).
- Awards shall be made for each calendar year and shall be presented on or before June 15th of the following year.

31030.5.2 Personnel Safety and Health Awards

Institutions/Parole Regions

Each qualifying adult institution, or adult parole region that achieves the injury frequency and severity rate goals established by the Office of Risk Management, shall receive recognition with the presentation of annual awards no later than June 15th of the following year.

- The goals are based upon the departmental injury frequency and severity rate goals set by the State Safety Advisory Committee.
- The formulas used in computing the frequency and severity rates for the Department and for each institution/parole region are as follows:
 - Frequency rate = total number of injuries x 200,000 work hours: total number of work hours.
 - Severity rate = total number of days lost x 200,000 work hours: total number of work hours.
- The Department's annual goals for the reduction in frequency and severity rates of disabling injuries and illnesses shall be forwarded in a memorandum from the Assistant Secretary, Office of Risk Management to each adult institution, or adult parole region every January.

Departmental Award to Individuals

Departmental Employee Safety Awards shall recognize significant contributions to and/or achievements in the health and safety program.

- Eligibles: Employees from each adult institution, adult parole region, and Headquarters.
- Selection: Each local safety committee shall submit the names of those who were selected to receive the local employee safety awards on the Nomination Form for Safety Award to the Warden/RPA, or Assistant Secretary Office of Risk Management, for approval.
- Submission: The approving authority shall ensure that local award recipient's nomination forms arrive at the Department's Office of Risk Management by January 15th each year. The Assistant Secretary or designee shall arrange for selection and presentation of departmental awards.

Governor's Award to Individuals and Groups

Employees of all state agencies are eligible to receive the Governor's Employee Safety Award. The Department may nominate for the award its quota of individuals and groups as established annually by the Office of Insurance and Risk Management, DGS.

The name(s) of those Department Employee Safety Award recipients who meet the Governor's Employee Safety Award criteria shall be forwarded to the Office of Insurance and Risk Management by the Office of Risk Management, CDCR for consideration by the Safety Awards Committee.

The award ceremony is held annually at a location of the Office of Insurance and Risk Management's choosing, and the awards are presented by members of the Governor's staff. The date of the ceremony is established each year by the Office of Insurance and Risk Management.

31030.6 25-Year Service Recognition

Employees completing 25 years of State service are entitled to receive:

- Employee's choice of a 25-year service memento described in the catalog provided by the contract vendor.
- A framed certificate signed by the Governor, also provided by the contract vendor.
- A 25-year service recognition card signed by the Secretary to be presented to the employee with the framed certificate signed by the Governor.

31030.6.1 Retirement Certificates

Retiring employees are entitled to receive:

- A retirement certificate from the Secretary.
- A congratulatory letter from the Secretary.
- If the employee has at least 25 years of state service, employees choice of any one of the retirement mementos described in the catalog provided by the contract vendor.
- If the employee is retiring at the same time that 25 years of service is achieved, the employee is entitled to two mementos from the catalog provided by the contract vendor, one commemorating retirement and one acknowledging at least 25 years of State service.

31030.6.2 Personnel Services Responsibility

The Local Personnel Officer shall:

- Notify the supervisor/manager of those employees who are within six months of reaching 25 years of State service and/or retirement using the CDCR Form 1785, Service Award Eligibility Notification. The Headquarters Personnel Office shall:
 - Upon receipt of the CDCR 3019, Request for Retirement Letter/Certificate, (via electronic mail or FAX from the supervisor/manager) prepare the retirement letter and certificate and send to the Secretary's Office to obtain signatures.
 - Upon receipt of the signed retirement letter and certificate (from the Secretary's Office), prepare for presentation to the employee and mail to the office or the employee as indicated on the CDCR Form 3019.

31030.6.3 Supervisor's/Manager's Responsibility

Supervisors and/or managers of the employee shall:

- Submit completed CDCR Form 3019, Request for Retirement Letter/Certificate, for a retirement award to the Headquarters Personnel Office via FAX or electronic mail.
- Allow a minimum of 20 working days after the request is submitted via electronic mail or by FAX.
- Make the contract vendor's memento catalog available to the employee. The local institution, facility, or headquarters business office shall provide the name and contact information for the current contract vendor.
- Prepare and submit the CDCR Form 954, IntraOffice Requisition (IOR), to order the 25-Year service certificate signed by the Governor and memento and/or the retirement memento selected by the employee. A copy of the CDCR Form 1785, Service Award Eligibility Notification, shall be attached to the CDCR 954. Refer to vendor's "Ordering Instructions" in the vendor's catalog for instructions on completing the requisition. For retiring employees, submit the order within 60 days of expected retirement date.
- Present the 25-Year service certificate signed by the Governor along with the memento as close to the employee's anniversary date as possible.

- Present the retirement certificate and congratulatory letter from the Secretary to the employee to commemorate the employee's service to the State. Retirement mementos should be presented at this time if available, or mailed to the employee if not available at the time of retirement.

31030.6.4 Secretary's Office Responsibility

The Secretary's office shall:

- Upon receipt of the unsigned retirement certificate and the congratulatory letter (from the Headquarters Personnel Office) obtain the signature of the Secretary on each document and return the signed documents to the Headquarters Personnel Office.

31030.7 Revisions

The Deputy Director, Human Resources, or designee shall ensure that the content of this Article on the 25-Year Service, Retirement Certificate, and Sustained Superior Accomplishment Award programs are current.

The Deputy Director, Office of Business Services, or designee shall ensure that the content of this Article on the State Merit Award Program, Superior Accomplishment Award, and Sustained Superior Accomplishment programs are current.

The Assistant Secretary, Office of Public and Employee Communications, shall ensure that the content of this Article on the Employee Recognition Program is current.

The Assistant Secretary, Office of Risk Management, shall ensure that the content of the Safety Awards Program is current.

31030.8 References

SAM § 4700 et seq.

Government Code § 19815.4(d), 19816, 19823, and 19849.9(a).

California Code of Regulations Title 2, Division 1, Chapter 3, Subchapter 1, Article 4, § 599.655 et seq.

ARTICLE 4- EMPLOYEE WELLNESS PROGRAMS

Revised May 7, 2012

31040.1 Policy

The Office of Employee Wellness (OEW) is responsible for policy development and administration of CDCR Peer Support Programs, Return to Work Services, and Substance Abuse Testing Programs in compliance with applicable laws.

31040.2 Purpose

This Article sets forth the policies of the program administered within the OEW.

31040.3 Peer Support Programs

The Peer Support Section provides program information and services to support the well-being of staff.

31040.3.1 Employee Assistance Program

The Employee Assistance Program (EAP) is provided by the state of California and administered by the Department of Personnel Administration (DPA) as part of the State's commitment to promoting employee health and well-being to all State employees.

The EAP is available to assist employees and their eligible family members in identifying and gaining control over personal problems which can, and often do, affect both family life and job performance. The EAP is both voluntary and confidential.

Services

Employees and their eligible dependents shall be able to access services through a toll-free number 24 hours a day, 7 days a week, 365 days a year.

Employees who are appointed full-time or part-time regardless of their bargaining unit designation are eligible for EAP services. Contracted employees on State payroll who are eligible for benefits are eligible for EAP services. An employee, their spouse/registered domestic partner, and eligible dependents are entitled to receive a specified number of sessions per contract year.

The state of California contracts directly with a provider for EAP services. There is no cost to the employee or their family members for the initial authorized sessions if the employee/Department uses the contracted provider. The level of service and number of counseling sessions per contract year, for which an employee is eligible, is determined by the bargaining unit to which the employee belongs.

Confidentiality

Confidentiality is strictly maintained as required by law.

The legal exceptions are the same as those that guide all clinicians:

- When authorized by written consent of the employee.
- If a member expresses intent to commit child or elder abuse, or expresses plausible suicidal or homicidal intent.
- If a court order (subpoena) requires a clinician to reveal otherwise confidential information.

EAP Referrals

There are three ways that EAP services can be assessed:

- Self-Referral - This type of referral occurs as a result of an employee recognizing a problem in either his/her own or a dependent's life. As a result of this recognition, the employee may contact the service provider for assistance.
- Informal Referral (Supervisor Recommendation) - This type of referral occurs when the supervisor recognizes an employee struggling with a personal problem; or if the employee has asked for assistance in solving a problem. The supervisor or manager may suggest that the employee contact the EAP.
- Formal Supervisor Referral - A formal referral is utilized when there is no improvement in an employee's work performance or other areas of deficiency which were discussed in their informal corrective meeting. The supervisor will work directly with the contractor's Management Consultant (MC). The MC will advise the supervisor of the best way to approach the employee regarding the EAP. In addition, the MC will provide guidance to help the supervisor prepare a formal letter and meet with the employee to present the problem and the expectations. Participation in this program is still voluntary. A Supervisor's Handbook is available from departmental EAP Coordinators. The handbook provides specific guidelines for making a formal supervisory referral.

Use of State Time

The Department allows State time off for an employee to consult with the EAP clinician up to two sessions following the acceptance of a formal supervisory referral. This shall be documented on STD Form 998 as "administrative time off."

For all other referrals, the employee shall be granted the time off required through the use of earned leave credits. However, the employee shall make every attempt to arrange EAP counseling outside of work hours.

31040.3.1.1 Departmental EAP Coordinator's Responsibility

The departmental EAP coordinator is the Office of Employee Wellness (OEW). The OEW is responsible for establishing and maintaining the CDCR's Employee Assistance Program and shall:

- Implement, promote, and manage the CDCR's EAP.
- Provide assistance to EAP coordinators statewide pertaining to specifications of the EAP.
- Coordinate EAP training and orientation sessions, as needed.
- Act as a liaison with other appropriate agencies.
- Ensure that a separate contract between CDCR and the contractor is in place for Critical Incident Stress Debriefings and special fee-for-services trainings.

31040.3.1.2 Local EAP Coordinator's Responsibility

Under the appointment of the hiring authority, the local EAP coordinator shall:

- Coordinate and administer EAP at their designated location and consult with OEW regarding policies and procedures.
- Provide assistance and training to employees in all aspects of the EAP program.
- Ensure complete confidentiality of all information obtained from and about employees and their family members.

31040.3.2 Peer Support Program (PSP)

Employee involvement in specific violent, work related situations may cause serious physical and/or emotional trauma to the employee.

Immediate intervention and counseling has been shown to alleviate many trauma-related problems and to help the employee remain fully productive.

To minimize the effect of trauma, the PSP shall provide assistance by PSP team members and if needed, facilitate referrals for counseling by non-departmental licensed mental health professionals who are Psychological First Aid (PFA) trained for the following situations:

- Physical assault.

- Sexual assault.
- Hostage incident.
- Causing serious injury/death to person(s).
- Direct involvement in critical incidents.

PSP shall:

- Provide specific intervention services and resources.
- Provide professional non-departmental counseling services in a timely manner that meets the employee's needs.
- Train and inform all staff of the goals, operation, and use of the program.

Counseling Services

Professional counseling services to assist employees in post trauma situations are provided through the OEW.

Employee's Workers' Compensation Benefits

The Peer Support Program is separate and distinct from Employee's Workers' Compensation Benefits as defined in DOM Section 31020.7.5.1 which shall be followed to provide eligible employees with benefits.

31040.3.2.1 Immediate Counseling Services

Immediate counseling is available 24-hours-a-day through the departmental EAP to all CDCR staff by using the toll free telephone number.

The caller shall:

- State they are an employee of the Department and their call is of an emergency or crisis nature.
- Be connected via telephone immediately with a licensed clinician. The EAP call center may arrange for a personal visit with a PFA trained counselor.

The caller may contact OEW to assist with facilitation, if needed, during normal business hours.

31040.3.2.2 Post-Incident Counseling

OEW will provide a non-departmental licensed mental health professional who is PFA trained to debrief and assist staff following an incident, upon request. OEW will incur the costs associated with providing the counselor.

31040.3.2.3 Continued Care

Continued psychological care is available on a voluntary basis through the EAP. The employee can choose to continue to see the same PFA trained clinician or may elect another licensed mental health professional using their EAP benefits. The employee's eligible family members also have the option of utilizing the same clinician using their EAP benefits.

31040.3.2.4 Contracting for Services

OEW shall maintain the master contract for the Department to provide non-departmental licensed mental health professionals who are PFA trained to debrief and assist staff following an incident.

31040.3.2.5 Team Leader Designation

The PSP Team Leaders shall be designated as follows:

- Department and Headquarters - OEW.
- Facilities - As designated by the Warden, Hiring Authority, or Superintendent. Crisis Response Team (CRT) leaders and members are not eligible.
- Parole offices - As designated by the Regional Parole Administrator (RPA) in each region.

31040.3.2.6 Teams

Each PSP team shall be comprised of ten or more staff with appropriate interest and skills. CRT leaders and members may be PSP members. However, CRT activations take priority over PSP call outs. Therefore, teams shall be adequately staffed to ensure coverage if CRT is activated simultaneously.

The headquarters' team shall include staff from each headquarters' location.

Parole regions shall form their teams from unit supervisors (coordinators) or other designated staff members.

At management's discretion, more members can be added consistent with the size of the facility, parole region, division, or office.

The team shall have both male and female members.

31040.3.2.7 Administrative Responsibility

Each Warden, RPA, Superintendent, and Director/Assistant Secretary shall:

- Ensure that a local PSP program is available and used in the employee's and Department's best interests.

- Appoint Administrator, at the minimum level of a manager, responsible for oversight of the local PSP.
- Appoint PSP Team Leader and Co-Leader.
- Appoint PSP team.
- Ensure coordination between OEW, the PSP, the Return To Work (RTW) Coordinator, the EAP coordinators, and other program resources.
- Ensure the PSP Team Leader and team receives OEW approved training.
- Provide cell phone/BlackBerry for PSP Team Leader, and pagers as appropriate/available, for all team members.
- Maintain PSP team roster and contact information.

31040.3.2.8 Departmental Coordinator Responsibility

The OEW is the departmental PSP coordinator and shall:

- Execute and maintain the master contract to provide non-departmental licensed mental health professionals who are PFA trained to debrief and assist staff following an incident, if necessary. OEW will incur the cost associated with providing the counselor.
- Provide assistance to all PSP Team Leaders in establishing and administering effective programs.
- Provide training for PSP Team Leaders.
- Provide liaison with appropriate agencies.
- Assist area PSP Team Leaders, committees, and management in the solution of trauma-related problems.
- Ensure strict confidentiality of the employee's personal information.
- Collect statistics and other pertinent data to monitor program effectiveness.
- Prepare an annual report summarizing the progress and effectiveness of the program.

31040.3.2.9 Supervisor's Responsibility

In the event of a trauma causing incident the supervisor shall:

- Notify the Watch Commander/Administrative Officer of the Day (AOD)/RPA/Superintendent of the incident and request that PSP be activated.
- Provide relief for the involved employee(s).
- Remove the employee from the incident area.
- Assign another staff member, preferably PSP trained, to stay with the employee throughout the post trauma activities. At no time shall the employee be left alone.
- Assist the PSP Team Leader as requested.
- Prepare the documentation required by DOM Section 31020.7.5 if the employee is injured or believes an injury/illness is the result of the incident.

31040.3.2.10 Team Leader's Responsibility

The PSP Team Leader shall:

- Assist the Warden, RPA, Superintendent, and Director/Assistant Secretary in determining the composition of PSP team.
- Ensure that an updated list of PSP team members and contact information is provided to the Warden, RPA, Superintendent, Watch Commander, AOD, and OEW.
- Provide on-going training to PSP team members.
- Upon activation, notify administration of the incident and that PSP is responding.
- Help determine which members will respond to the location designated.
- Deploy team members to assist the employee to understand the situation and give information and assistance to meet their needs.
- Instruct team members to advise the employee that:
 - Information relating to their personal feelings shall be confidential.
 - If information relates to safety and security of the facility or community and may lead to adverse action they have a right to representation.
- Ensure the employee is informed regarding medical referral programs, EAP, Workers' Compensation Benefits, and RTW program.

- Notify the administration immediately if professional intervention is requested or deemed appropriate. (Refer to DOM Section 31040.3.2.2)
- Notify the EAP Coordinator and OEW of the incident.
- Consult with OEW to triage Critical Incident Stress Management methodology.
- Contact the employee at least once after the initial debriefing or until contact is no longer needed.
- Complete a Confirmation of Assistance form and forward to the EAP Coordinator.
- Record incident into PSP call out log and forward to OEW on monthly basis.

Debriefing

The debriefing of the PSP team members shall be held as soon as possible and prior to the team member(s) going off duty unless physically or medically infeasible.

If the PSP Team Leader is unavailable, a previously designated and trained team member shall assume the responsibilities.

The employee shall be given detailed information about:

- EAP.
- The Employee's Workers' Compensation Program (DOM Section 31020.7.5.1).
- Listing of hospitals.
- Community resources including crisis intervention, rape counseling, hotline numbers, and support groups.

The pertinence of these services shall be explained.

31040.3.2.11 Employee Responsibility

The employee shall:

- Leave the area where the incident occurred as directed by the supervisor.
- If desired, participate in an individual or group critical incident stress debriefing with a non-departmental licensed mental health professional who is PFA trained.

If an employee feels that their injury or illness is work related and is preventing the employee from maintaining a satisfactory work performance, the employee shall:

- Notify their supervisor.
- Fill out the appropriate forms and documentation to initiate workers' compensation procedures.

31040.3.2.12 Limited Term Light Duty Assignments

Temporary limited term special assignments may be made and shall be governed by Department Regulations and Policy. (Refer to DOM Section 31040.4.7.)

31040.3.2.13 Return-to-Work

The emphasis of the PSP shall be to provide the employee with the resources and assistance they need to facilitate their return to work.

All alternatives provided by GC Section 19991.4 shall be followed where appropriate. The time frames and provisions of the Employee's Workers' Compensation RTW program shall be followed. (Refer to DOM Section 31020.7.5.1.)

31040.3.2.14 Peer Support Program Training

The Office of Employee Wellness shall:

- Provide training to the PSP Team Leaders.
- Provide lesson plans to the PSP Team Leaders to utilize for training the team members.
- Ensure all PSP team members receive 16 hours of annual training.
- Provide updates regarding any changes to the PSP and laws relating to the PSP to the PSP Team Leader.
- Facilitate participation of Managed Health Network counselor at training, when requested by PSP Team Leader.
- Provide PSP curriculum for New Employee Orientation (NEO).

The PSP Team Leader shall:

- Provide on-going training to PSP team members using approved lesson plans provided by OEW.
- Provide information about PSP provisions and services to all employees.

Each new employee will receive information regarding PSP during the NEO at the local level.

The provisions of PSP shall be included in the basic academy curriculum.

The Office of Training and Professional Development shall coordinate with the OEW to ensure that all employees receive information annually at the local level.

31040.3.3 Blood Donations

Blood donations provide life-saving treatments to accident victims, surgery patients, and many others in need. Donating blood is one of the most generous acts of kindness that one human being can do for another.

Program

The Department encourages employees to participate in blood donation programs, thus making a vital contribution to the community. The OEW is responsible for maintaining and coordinating the CDCR's blood donation program and policies.

OEW shall:

- Coordinate and facilitate CDCR's Headquarters' Blood Drive each calendar year.
- Provide assistance to EAP/Return To Work Coordinators (RTWC) who are interested in establishing a blood donation program at their facility or region.

Time Off

The Department allows up to two hours off for regular donors when back-up coverage is not required. For special donation programs such as Pheresis, actual donation time plus up to 30 minutes travel time may be approved. Supervisors retain approving authority for granting time off for blood donations.

31040.3.4 Workplace Violence Prevention

It is the policy of the CDCR to provide all employees and members of the public with a safe and healthful work environment. Violent acts or threats against another person's life, health, well being, family, or property, infringe upon CDCR's right and obligation to provide a safe workplace for its employees. CDCR has a zero tolerance policy for workplace violence and will respond to any acts or threats of violence with appropriate administrative or legal remedies.

31040.3.4.1 Workplace Violence - Defined

Disruptive Behavior - Disturbs, interferes with, or prevents normal work functions or activities. Includes yelling, using profanity, waving arms or fists, leering, insubordination, refusing to cooperate with others, bullying, belligerency, verbally abusing others, making inappropriate demands for time and attention, making unreasonable demands for action (demanding an immediate appointment or a response to a complaint on the spot), or refusing a reasonable request for identification.

Act of Violence - The use (or attempted use) of force or violence with the intent to threaten, harass, intimidate, intentionally commit an injury to self or others, or damage or destroy property.

Harassment - Unwelcome verbal or physical conduct which creates a hostile or intimidating work environment, not resulting in physical harm; disparaging or derogatory comments, slurs or profanity.

Intimidate - To make afraid, frighten, alarm or scare; forcing action or inaction by inducing concerns for one's safety by means of any physical action and/or verbal comment.

Stalking - An act of willful, malicious, and repeated following or harassing by another person by any means, direct or indirect, that causes a reasonable person to fear for his/her safety or the safety of his/her immediate family.

Threat - An action (verbal, written, or physical) that is intended to intimidate by expressing the intent to harass, hurt, take the life of another person, damage or destroy property, including threats made in jest but which others could perceive as serious.

State Workplace - Anywhere a State employee is conducting authorized State business, or enroute to and from (excluding normal commute) a location where State business is or will be conducted.

31040.3.4.2 Manager/Supervisor Responsibility

Managers and Supervisors shall:

- Comply with the CDCR Code of Conduct and General Qualifications as defined in DOM Sections 33030.3.1 and 33030.3.2.
- Foster a supportive, amicable work environment.
- Communicate openly and give employees support and recognition.

- Participate in training on how to resolve conflicts.
- Recognize potentially threatening situations for performing State business.
- Adhere to the incident reporting procedures.
- Offer the EAP to affected staff. EAP provides employees with free, easily accessible and confidential resources for addressing personal concerns.
- Contact the Office of Employee Wellness to coordinate a Critical Incident Stress Debriefing (CISD) for staff, if necessary.
- Take all reports of workplace violence seriously.
- Conduct a follow-up information gathering session with all involved employees to determine the facts.
- Report all incidents to administration.
- Take corrective action, when necessary.
- Contact the Office of Internal Affairs to complete a formal investigation, when appropriate.

31040.3.4.3 Employee Responsibility

Employees shall:

- Comply with the CDCR Code of Conduct and General Qualifications as defined in DOM Sections 33030.3.1 and 33030.3.2.
- Act professional, courteous, and responsible at all times.
- Immediately report any and all acts of workplace violence to their supervisor or manager without fear of reprisal.
- Follow-up on the initial verbal report with written documentation, which should include the following critical information: names of the involved parties (i.e. perpetrator, victim, and witnesses), a description of what occurred, when and where the incident took place, and if known, why it happened.
- Headquarter employees shall call 911 if there is an immediate threat to the life or safety of employees, the public, or State property.

31040.3.4.4 Training

All employees, including managers and supervisors, shall receive training and instructions on the Workplace Violence Prevention Program. Initial training shall be taught as follows:

- Headquarters employees shall receive training at the New Employee Orientation.
- DAI/DJJ employees shall receive training through In-Service Training.
- Parole Regions shall receive training through their unit supervisor.

The Office of Employee Wellness develops Workplace Violence Prevention Program training curriculum. Workplace Violence Prevention Program training should include, but is not limited to the following:

- Workplace Violence Prevention Program policy and reporting requirements
- Expectations of CDCR employee conduct
- Definitions of workplace violence
- Measures to prevent workplace violence
- Ways to diffuse hostile or threatening situations
- Guidelines for notification to law enforcement authorities
- Referrals to EAP
- Resources for employees, managers, and supervisors

31040.3.4.5 Recordkeeping

Records of Workplace Violence Prevention Program training shall be maintained by the employee's manager or supervisor for one year. Training records shall include the name of the instructor(s), brief description of the training content, and a roster signed by participants.

31040.3.5 Ergonomics Program

It is the policy of CDCR to provide all employees with a healthy workplace and safe working conditions. CDCR is committed to reducing and/or eliminating the risk factors associated with repetitive motion injuries (RMIs), thus increasing employee productivity, quality, and efficiency, while decreasing workers' compensation claims. Upon request through their Hiring Authority (HA), all employees shall receive an ergonomic evaluation. CDCR is committed to providing information regarding the administration of the Ergonomics Program for the purpose of clarity and uniformity within the Department. The Office of Employee Wellness (OEW) is responsible to develop and maintain CDCR's Ergonomics Program policies and procedures.

The Ergonomics Program meets the requirements of the California Occupational Health and Safety Administration (Cal/OSHA) and collective bargaining agreements.

31040.3.5.1 Ergonomics Program – Defined

The Ergonomics Program is conducted in accordance with the California Code of Regulations, Title 8, Subchapter 7, General Industry Safety Orders, Section 5110, Repetitive Motion Injuries.

The CDCR Ergonomics Program includes the following components:

- An Ergonomic Consultant (CDCR staff)
- A Certified Ergonomist (external contractor)
- Identification and prioritization of high-risk jobs and tasks
- Training for management and employees

Hiring Authority Responsibility

The HA for each institution, parole region, Division of Juvenile Justice (DJJ) facility, division, office, and Headquarter's (HQ) Program shall:

- Appoint an Ergonomic Consultant (EC) to oversee and complete ergonomic evaluations and ergonomic reports for their employees.
- Ensure all ECs are properly trained to conduct ergonomic evaluations.
- Provide all employees with an ergonomic evaluation, upon request.
- Approve the CDCR Form 2252, Ergonomic Workstation Evaluation Request.
- Contract with a Certified Ergonomist, when necessary.
- The HA shall make every effort to comply with the recommendations identified as a result of an ergonomic evaluation (If equipment is needed to comply with the recommendations, items maybe available through the warehouse or surplus).
- Ensure all employees are properly trained on the Ergonomics Program. This includes: exposures which have been associated with RMIs, symptoms and consequences of injuries caused by repetitive motion, the importance of reporting symptoms and injuries to the manager/supervisor, and methods used to minimize RMIs.

CDCR Ergonomic Consultant Responsibility

ECs shall:

- Attend EC training.
- Schedule and complete ergonomic evaluations.
- Identify ergonomic risk factors.
- Perform detailed job analysis (e.g., by breaking down the jobs into tasks and risk factors and evaluating the level of exposure).
- Recommend improvements for jobs/tasks with a high level of exposure.
- Recommend equipment which may reduce or eliminate ergonomic risk factors.
- Communicate with and advise management of broader ergonomic issues.
- Provide written documentation to the employee and his/her supervisor with recommendations to reduce or eliminate ergonomic risk factors.
- Complete follow-up ergonomic evaluations and reports as needed.
- Complete a monthly ergonomic evaluation log and forward to the OEW.
- Maintain records of ergonomic evaluations for three years.
- Provide ergonomic awareness training.

Certified Ergonomist Responsibility

If a local EC has not been appointed, has not attended ergonomic training, or when additional expertise in ergonomics is needed, the local HA must contract with a Certified Ergonomist to complete ergonomic evaluations. A Certified Ergonomist shall:

- Complete ergonomic evaluations.
- Identify ergonomic risk factors.
- Perform detailed job analysis (e.g., by breaking down the jobs into tasks and risk factors and evaluating the level of exposure).
- Recommend improvements for jobs/tasks with a high level of exposure.
- Recommend equipment which may reduce or eliminate ergonomic risk factors.
- Communicate with and advise management of broader ergonomic issues.

- Provide written documentation to the employee and his/her supervisor with recommendations to reduce or eliminate ergonomic risk factors.

Office of Employee Wellness Responsibility

The OEW shall:

- Provide assistance and resources to the field as needed.
- Coordinate training for all ECs in conjunction with the local HA.
- Provide Ergonomics Program, policies and procedures.
- Provide information on local ECs as requested.
- Track ergonomic evaluation data to identify best practices and trends analysis on an annual basis.
- Prepare an annual report summarizing the progress and effectiveness of the program based on monthly ergonomic reports.

Manager/Supervisor Responsibility

Managers and supervisors must be familiar with the basic principles of their employees' jobs, workstations, and equipment use. Managers and supervisors shall:

- Actively support and participate in the Ergonomics Program.
- Review the *Computer User's Guide to an Ergonomic Workstation* located online at <http://www.documents.dgs.ca.gov/dgs/telework/dpahandb.pdf> and complete the *Easy Ergonomics for Desktop Computer Users* training located online at http://www.dir.ca.gov/dosh/dosh_publications/ComputerErgo.html, to ensure the recognition and control of work-related ergonomic risk factors, recognize RMI signs and symptoms, and encourage early RMI symptom reporting.
- Ensure employees review the *Computer User's Guide to an Ergonomic Workstation* located online at <http://www.documents.dgs.ca.gov/dgs/telework/dpahandb.pdf> and complete the *Easy Ergonomics for Desktop Computer Users* training online located at http://www.dir.ca.gov/dosh/dosh_publications/ComputerErgo.html.
- Encourage active employee participation in the Ergonomics Program, including: attendance at scheduled ergonomic evaluation, required training, participation and implementation of ergonomic recommendations.
- Address employee concerns and resolve current problems as expeditiously, reasonably and inexpensively as possible.
- Complete the Ergonomic Workstation Evaluation Request form and submit it to the local HA for approval.
- Forward the completed Ergonomic Workstation Evaluation Request form to the local EC.
- Shall make every effort to provide employees with any recommended ergonomic equipment. Purchasing ergonomic equipment is both the decision and responsibility of the evaluated employee's unit (comparable items may be available locally or through the warehouse or surplus).
- Ensure the implementation of recommended controls and develop a system to monitor their effectiveness.
- Maintain records of ergonomic evaluations for three years.

Employee Responsibility

CDCR employees are responsible for conducting themselves in accordance with this policy and program. Employees shall:

- Review the *Computer User's Guide to an Ergonomic Workstation* located online at <http://www.documents.dgs.ca.gov/dgs/telework/dpahandb.pdf>.
- Complete the *Easy Ergonomics for Desktop Computer Users* training located online at http://www.dir.ca.gov/dosh/dosh_publications/ComputerErgo.html and apply the knowledge and skills acquired to actual job, tasks, processes, and work activities.
- Report RMI signs or symptoms and work-related RMI hazards to the manager or supervisor as early as possible to facilitate proactive interventions and/or prompt medical treatment.
- Take responsibility for personal health and safety.
- Complete the Ergonomic Workstation Evaluation Request form and submit it to the manager or supervisor for approval.
- Maintain records of ergonomic evaluations for three years.

31040.3.5.2 Ergonomic Evaluations

The local EC at each institution, parole region, DJJ Facility, division, office, HQ Program is responsible for completing ergonomic evaluations. Evaluations must include a review of the employee's workstation, equipment, and work processes, as well as training on the Ergonomics Program and instruction on proper ergonomic work habits. After the evaluation, a written report must be developed by the EC, which identifies ergonomic risk factors, adjustments made on-site to equipment and furniture, and recommendations for purchasing ergonomic equipment and/or modifying equipment and furniture. The report shall be forwarded to the manager/supervisor with a copy to the employee.

The HA at each institution, parole region, DJJ Facility, division, office, HQ Program is responsible for procuring ergonomic equipment and making any modifications to equipment and/or furniture as recommended through the ergonomic evaluation report. Additionally, the HA shall make every effort to comply with the recommendations identified through the ergonomic evaluation report. Local procurement procedures should be followed to order any recommended equipment and/or make modifications to workstations. Comparable items may be available locally or through the warehouse or surplus.

If additional changes or adjustments are necessary, the EC shall complete a follow-up report and forward to the employee and his or her supervisor.

31040.3.5.3 Training

The OEW shall facilitate training for ECs. Training shall include:

- A review of the departmental Ergonomics Program.
- A review of ergonomic risk factors and RMIs.
- How to identify high-risk jobs.
- Understanding the importance of reporting RMI symptoms and injuries to a manager/supervisor.
- How to conduct ergonomic evaluations.
- Recommending control measures to reduce/eliminate risk factors.
- How to develop a written report of findings and recommendations.

Each employee shall receive ergonomic awareness training which includes:

- A review of the departmental Ergonomics Program.
- Understanding risk factors associated with RMIs.
- Identifying symptoms and consequences of injuries caused by RMIs.
- Understanding the importance of early reporting of RMI symptoms to their manager/supervisor.
- Awareness of safe work methods and techniques to minimize risk factors associated with RMIs.

Ergonomic awareness training shall be provided during the New Employee Orientation at the local level.

31040.3.5.4 Recordkeeping

Records of ergonomic reports shall be maintained by the employee, his or her manager or supervisor, and the local EC for a period of three years.

Ergonomic awareness training records shall be kept for a period of three years by the supervisor.

31040.4 Return to Work Programs

31040.4.1 Policy

It is the policy of CDCR to provide an equal opportunity for all applicants and employees with disabilities.

31040.4.2 Purpose

CDCR is committed to complying with State and Federal laws by making a good faith effort to engage in a timely, ongoing, interactive process with employees and applicants when there is knowledge of a physical or mental disability or medical condition that limits their ability to perform the essential functions of their job; also to keeping employees productive in the work environment by eliminating barriers to employment for qualified individuals with disabilities without waiving the essential function(s) of the job or position; and to retaining valued, experienced and qualified employees.

31040.4.3 Roles and Responsibilities

Hiring Authority

The HA is identified as: The Secretary, Undersecretaries, General Counsel, Chief Information Officer or any Assistant Secretary, Executive Officer, Chief Deputy Secretary, Director, Deputy Director, Associate Director, Warden, Parole Administrator, Superintendent, Superintendent of Education, Regional Health Care Administrator, Health Care Manager, Chief Executive

Officer, or any other person authorized by the Secretary, CDCR, to hire, discipline and dismiss employees under his/her authority.

Office of Employee Wellness, Return to Work Services Section

The Return to Work Services Section (RTWSS) is a customer service based unit which encourages employees, supervisors, and management to contact them in order to assist in working through Medical Personnel Action (MPA) processes such as reasonable accommodation, light duty, fitness for duty evaluations, medical demotions/transfers, medical terminations, resignations, and retirements, etc. The RTWSS oversees all MPAs administered by CDCR.

Return to Work Coordinator

The Return to Work Coordinator (RTWC) is an individual at the analyst level, assigned to provide assistance and recommendations to employees, supervisors, and management, regarding return to work matters relating to MPAs, to ensure compliance with the Americans with Disabilities Act (ADA), and the Fair Employment and Housing Act (FEHA).

31040.4.4 Definitions

Americans with Disabilities Act

The ADA is a Federal statute that protects the rights of, and prohibits discrimination against, employees and applicants with physical or mental disabilities.

Disability Retirement

Disability Retirement is a benefit for employees of the State of California as defined under Government Code, Title 2, Division 5, Part 3, Chapter 12, Article 6. The California Public Employees' Retirement System (CalPERS) determines an employee's eligibility for a disability retirement and provides a monthly retirement allowance payable to the employee for life or until recovery from a disabling injury or illness. Eligibility is determined upon receipt of an application for disability retirement and medical evidence that a member is substantially incapacitated from his/her usual duties.

If the disability is the result of a job-related illness or injury, and the employee is a State safety, State peace officer/firefighter, or State industrial member, he/she may be entitled to an industrial disability retirement.

There is no minimum age requirement for disability or industrial disability retirement.

Essential Functions

Essential functions are the fundamental job duties of the employment position the individual with a disability holds or desires. Essential functions do not include the marginal functions of the position.

Fair Employment and Housing Act

FEHA is a State statute that prohibits discrimination against individuals with disabilities. The FEHA provides protections independent from those in the Federal ADA. Applicants and employees are protected from discrimination due to an actual or perceived physical or mental impairment that is disabling, potentially disabling, or perceived as disabling or potentially disabling. Although the ADA provides a floor of protection, FEHA affords additional protections. As it does with all anti-discrimination laws, CDCR intends to fully comply with the provisions of this legislation by providing a reasonable accommodation for the known disabilities of employees per State and Federal laws, and in accordance with policies and procedures set forth by applicable control agencies.

Interactive Process

The Interactive Process, required by both the FEHA and ADA, is an informal communication conducted timely and in good faith, by supervisors, managers, and/or RTWCs with employees and applicants when there is knowledge of a physical or mental disability or medical condition that limits an employee's or applicant's ability to perform the essential function(s) of their current job or the job they are applying for. This communication should be in person and may include providing an Options Letter which identifies employment options, disability options, and information regarding reasonable accommodation, disability benefits, retirement benefits, leave of absence policy, etc. Interactive process discussions are designed to identify an appropriate accommodation and MUST be documented in writing even if conducted verbally.

Temporary Assignment (State Personnel Board Rule 443)

A Temporary Assignment (TA) allows for the temporary assignment or loan of employees within an agency for a period not to exceed two years, facilitating the return to work of an injured employee. TAs, as outlined in this section, are job assignments identified and approved by two hiring authorities, usually outside the return to work process, but facilitated by the

OEWS, RTWSS. Employees granted a TA have a mandatory right of return to their former position when the TA ends.

Undue Hardship

An Undue Hardship is an action which creates significant difficulty, hardship, or expense on the part of an employer when considered in light of the accommodation requested.

Uniformed Services Employment and Re-Employment Rights Act (USERRA)

USERRA is a Federal statute which protects veterans returning to civilian employment from active military duty, who have incurred or aggravated a disability or injury during service. In addition to the provision of rights under the ADA, FEHA, Civil Service Rules, etc., USERRA provides additional rights for returning disabled veterans. USERRA requires employers to assist returning veterans in obtaining alternate positions they are currently qualified to perform, or for which they could become qualified to perform with reasonable efforts by CDCR.

Employees, supervisors, or managers should contact the OEWS **immediately** upon knowledge of a returning disabled veteran/employee in order to begin to engage in the interactive process, if necessary, in advance of the veteran's return to work.

31040.4.5 Reasonable Accommodation

It is the policy of the CDCR to provide Reasonable Accommodation (RA), as required by State and Federal laws, in order to eliminate barriers (artificial or real) to employment for qualified individuals with disabilities and to assist them in performing the essential functions of their job.

It shall never be assumed that an employee is disabled, has a medical condition, or requires reasonable accommodation. If an employee states they need assistance to perform their job due to a disability or medical condition, medical verification of work limitations outlining the need for a RA will be required. **A medical diagnosis shall not be requested.** A request for reasonable accommodation can be submitted by employees verbally, in writing, or on a Request for Reasonable Accommodation form (CDCR 855).

The employee's supervisor and the assigned RTWC shall make every effort to assist the employee by engaging in a timely, good faith interactive process.

If a RA in the employee's current position is not possible, medical transfer or demotion shall be considered. The employee shall meet the minimum qualifications of any alternate or proposed position, and must be able to perform the essential functions of the alternate position with or without reasonable accommodation. Medical transfers (except those done in compliance with USERRA) shall not result in a salary increase for the affected employee.

All denials of a RA request, or any approval of a RA resulting in an alternate placement or any peace officer accommodation shall be processed by the assigned RTWC and shall require the approval of the Associate Director of the OEWS, Human Resources. Medical Terminations and employer-generated retirement applications also require the approval of the Associate Director of the OEWS.

Requests for RAs and supporting documentation shall be retained by the assigned RTWC in confidential files for a period of 30 years.

31040.4.6 Disability Retirement

It is the policy of the CDCR to comply with State of California disability retirement laws and to provide information regarding disability retirement benefits through CalPERS to an employee, upon request, when he/she believes they can no longer perform the essential functions of their position. Disability retirement, if approved, allows for a monthly pension and continuation of health benefits.

Employees shall be informed that disability retirement and industrial disability retirement are considered temporary separations resulting in mandatory reinstatement rights to their classification should they recover from the disabling injury or illness and are able to perform the essential functions of their job.

CDCR will **only** submit an employer-generated disability retirement application on behalf of an employee if all of the following occur:

- The employee is vested and entitled to retirement benefits through CalPERS and has not waived their right to those benefits; and
- The employee is unable to perform the essential function(s) of their position *or any other* position within the CDCR statewide, and
- There is no RA available in their current or any other position (refer to RA section herein).

All applications for disability retirement filed on behalf of an employee are processed through the OEW, RTWSS, with the assistance of the assigned RTWC and the HA.

Upon receipt of a notification that an employee's application for disability or industrial disability has been denied, CDCR must immediately place the employee back on pay status unless the employee intends to appeal CalPERS' decision. The HA or RTWC should contact the employee to coordinate an immediate return to work unless the employee provides a current off-work doctor's note. If the employee states an intent to return to work and the HA or RTWC questions the employee's ability to safely perform all essential functions of the job, the HA or RTWC should contact their OEW liaison/analyst immediately.

If the HA has evidence, after an employee's return to work from retirement, that an employee is unable to perform the essential function(s) of the employee's position, or if the employee's continued employment adversely impacts CDCR operations, the HA shall consider a fitness for duty evaluation, subject to OEW approval. (Refer to Fitness for Duty section herein).

All medical and supporting documentation shall be retained by the assigned RTWC in confidential files for a period of 30 years.

31040.4.7 Medical Termination

It is the policy of the CDCR to process a Medical Termination, which is an administrative action that separates an employee, who may not be vested through the CalPERS, from State employment, when all other medical personnel options, such as, but not limited to, RA, medical leave of absence, industrial disability retirement, etc., have been exhausted or discussed with the employee and determined not appropriate under the specific circumstances of the employee's employment status and medical condition or disability.

31040.4.8 Fitness for Duty

It is the policy of the CDCR to ensure that all employees are medically able, both physically and mentally, to perform the essential function(s) of their assigned position/classification.

The purpose of a Fitness for Duty evaluation is to determine the employee's capability of performing the essential function(s) of their position and classification through a medical examination mandated by the HA, and performed by a Board certified physician (per Government Code Section 19253.5). The results of this medical evaluation will be used to determine whether the employee has limitations on their ability to perform the essential function(s) of the employee's position, and any other position in CDCR.

Fitness for Duty evaluations may be ordered for various reasons including, but not limited to:

- Evidence that an employee cannot perform the essential function(s) of their position due to possible medical limitations.
- The employee displays behavior that causes a safety or security concern for themselves and/or the staff, inmates, wards, or parolees around them.
- Conflicting medical information from multiple medical providers or experts.

Prior to ordering a Fitness for Duty medical evaluation on an employee, approval must be obtained from the Associate Director, OEW. After approval is obtained, the local RTWC will work with the OEW throughout the process of procuring an appropriate medical evaluator.

31040.4.9 Limited Term Light Duty Assignments

In accordance with the provisions of Title 15 of the California Code of Regulations, it is the policy of the CDCR, when operational needs allow, to provide Limited Term Light Duty Assignments (LTLDA) to all CDCR employees who have medical limitations in their ability to perform the essential function of their job.

LTLDA enable the HA, at their discretion, to allow employees with medical limitations, who are unable to perform the essential functions of their job, to return to work or to continue working, either in their current position or in a vacant budgeted position within their bargaining unit. Essential functions may be waived temporarily as long as safety and security is not jeopardized.

The duration of a LTLDA varies by injury or illness, but cannot exceed 60 days within a six month period. Medical documentation from the employee's health care professional is required as part of the LTLDA request, and must state an expectation that the employee will be able to return to work full duty, without restrictions that cannot be accommodated, upon or before completion of the LTLDA.

The HA shall not create a position to accommodate a LTLDA for an employee, and no position will be permanently identified as a "Light Duty" position.

LTLDA's shall be individually assessed and determined to be operationally feasible, with an overall consideration for the safety and security of staff, inmates, and visitors, before they can be approved. The HA has the discretion to approve or disapprove all LTLDA's based on the operational needs of the institution/unit.

The designated RTWC and the employee's supervisor shall work together to identify a LTLDA, monitor and track the time frame of the LTLDA and document the LTLDA in writing to include signed approvals from the employee, supervisor and RTWC.

While on a LTLDA, the employee shall continue to receive the salary commensurate with their currently appointed civil service classification, adjusted for any reduced time base worked, if necessary. The HA may terminate the LTLDA at any time if it appears that the LTLDA agreement will not be honored.

Refusal by an eligible employee to accept a LTLDA may result in discontinuance of workers compensation, temporary disability benefits such as Industrial Disability Leave, Enhanced Industrial Disability Leave, or Temporary Disability. Refusal may also result in the employee being required to use available leave credits and/or reverting to dock pay status.

31040.4.10 Pregnancy Accommodation

It is the policy of the CDCR to provide a Pregnancy Accommodation (PA) for employees with Pregnancy Related Disabilities (PRD) as required under State and Federal laws. PAs are not to be pursued unless the employee requests an accommodation, or there is evidence the employee is unable to perform all the essential functions of her job without a PA. A pregnant employee shall be allowed to work as long as she is able. The CDCR shall not set limits on the amount of time a pregnant employee can work.

PAs are processed through the assigned RTWC.

Eligible employees can work in their current job while waiving ANY of the essential functions of the job as long as safety and security are not jeopardized. If safety and security are affected, an alternate placement can be made into a vacant budgeted position within or outside the employee's bargaining unit. The employee remains in her current classification and salary while working in an alternate position under the provisions of PA.

The Department is *not* required to:

- Create a position in which to place the employee.
- Violate the terms of a Collective Bargaining Unit Agreement.
- Transfer another employee to create a vacancy for the pregnant employee.

Permanent Intermittent Employees are entitled to PAs for PRD.

All medical and supporting documentation shall be retained by the RTWC in confidential files for a period of five years.

31040.4.11 Lactation Accommodation

It is the policy of the CDCR to make every reasonable effort to provide a Lactation Accommodation (LA) for an employee as required by State and Federal law.

Employees wishing to express breast milk for their infant child shall be entitled to reasonable time, used concurrently with any break time already provided; and will be responsible for the storage of expressed milk. For employees who do not have authorized breaks, they may use available leave credits or take unpaid leave during the time spent lactating.

The CDCR shall provide the employee with the use of a private locking room (other than a toilet stall), in as close a proximity to the employee's work area as reasonably possible, for the employee to express milk. Any existing windows must be covered for the employee during lactation. A pre-designated lactation room is not required, however it is recommended.

Essential functions of an employee's job need not be waived while on a LA.

For peace officers, a vest re-fit may be needed.

LAs are processed through the assigned RTWC, who shall maintain all related documents in a confidential file.

31040.5 Substance Abuse Testing Programs

31040.5.1 Policy

It is the policy of the CDCR that employees comply with the departmental substance testing programs. The Department's commitment is to help ensure that the workplace is free from the effects of drug and alcohol abuse.

31040.5.2 Purpose

The purpose of this policy is to provide information regarding the administration of the staff substance testing program for the purpose of clarity and uniformity within the Department. The Substance Abuse Program and Testing Section (SAPTS) is responsible for maintaining and coordinating the CDCR's staff substance testing programs and policies. The SAPTS was developed to meet the substance testing requirements of Governor's Executive Order D-58-86, the Federal Department of Transportation (DOT) regulations, Department of Personnel Administration (DPA) rules, collective bargaining agreements and the State's Implemented Terms.

The testing programs include: Federal DOT (for safety sensitive commercial drivers); Bargaining Unit 6 Peace Officers (covered by Memorandum of Understanding (MOU) or the State's Implemented Terms); Excluded and Exempt Peace Officers, and reasonable suspicion.

31040.5.3 Substance Abuse Programs – Defined

Substance collecting and testing is conducted in accordance with standards established by the Substance Abuse and Mental Health Service Administration (SAMHSA), the Federal Motor Carrier Safety Administration and accepted industry standards approved by the DPA. Alcohol testing is conducted using an evidential breath testing device and the method of determining the presence of a drug is by collection and analysis of a urine sample.

- **Federal Department of Transportation (Safety Sensitive Commercial Drivers)**

Under the Federal DOT regulations, departmental employees who must possess a Commercial Driver's License and are performing safety sensitive duties are subject to drug and alcohol testing requirements. These requirements include random, reasonable suspicion, pre-employment, post accident, pre-duty, return-to-duty, and follow-up testing. Employees whose vehicles meet the Federal requirements for testing for a commercial driver include those required to operate a vehicle with a gross vehicle weight rating in excess of 26,000 pounds; those required to drive a vehicle designed to carry 16 or more passengers (including the driver); or those required to operate a vehicle of any size when used in the transportation of a placardable amount of hazardous material.

CDCR employees in the DOT program are in a consortium pool of commercial drivers stored at the DPA with other State departments. Names are randomly selected by the DPA's computer software program. The SAPTS obtains the testing notices from DPA's Testing Program Coordinator and forwards them to the Local Substance Abuse Testing Coordinator for distribution.

In addition to random substance testing, a negative substance test result is required prior to assignment to safety sensitive functions as follows:

Pre-Duty

Prior to a current employee being assigned to a position requiring the operation of a commercial motor vehicle, he/she must submit to a controlled substance and alcohol test. The negative test result must be found prior to the first day in the assignment.

Pre-Employment

A pre-employment controlled substance test will be required of any new hire including list appointments, transfers, reinstatements, and retired annuitants following a break in service prior to appointment to a safety sensitive position. A negative test result must be found prior to the first day of performing a safety sensitive function.

Other types of safety sensitive driver testing:

Post-Accident

Following an accident involving a commercial motor vehicle, a post-accident test will be administered to the commercial driver if either of the following exists: 1) the driver was performing a safety sensitive function involving the vehicle and the accident involved a loss of human life; or 2) the driver received a citation under State or local law for a moving traffic violation arising from the accident and the accident resulted in bodily injury with immediate medical treatment away from the scene and/or resulted in disabling damage to any vehicle requiring the vehicle to be transported or towed.

Return-to-Duty

Employees who have engaged in prohibited conduct under the federal DOT regulations must submit to and pass a return-to-duty test prior to resuming the performance of safety sensitive duties.

Follow-Up

Following a determination that a driver is in need of assistance, each employer shall ensure that the driver is subject to a minimum of six unannounced follow-up alcohol and/or controlled substance tests during the first twelve months following his/her return to work as directed by a Substance Abuse Professional (SAP) service. DOT regulations require that an employee who tests positive for drugs and/or alcohol must be referred to a SAP for evaluation. If it is determined that education or treatment is needed, the SAP will refer the employee to an appropriate program and follow-up to ensure completion.

- **Bargaining Unit 6 Peace Officers**

Random drug and alcohol testing conducted per prevailing MOU or the State's Implemented Terms.

- **Excluded and Exempt Peace Officers**

DPA Rules 599.960 – 599.966 require random drug and alcohol testing of excluded and exempt State employees who are peace officers under Part 2, Title 3, Chapter 4.5, Sections 830.2(d) and 830.5, of the Penal Code.

- **Reasonable Suspicion**

Departmental employees designated by the CDCR as working in sensitive positions may be tested for reasonable suspicion. Reasonable suspicion is the good faith belief based on specific articulable facts or evidence that an employee may have violated the policy prescribed in DPA Rule 599.960(b) and that substance testing could reveal evidence related to that violation. Reasonable suspicion provisions exist only when an employee is on duty or on standby for duty. A finding of reasonable suspicion is based on direct observation concerning the appearance, behavior, speech, and/or body odor of the employee. These findings must be documented using the Reasonable Suspicion Checklist (CDCR Form 1874).

Sensitive positions include all departmental peace officer positions, as defined beginning with Section 830 of the Penal Code, and all civil service positions located at a State correctional institution, juvenile facility, camp, correctional hospital, parole outpatient clinic, parole office, and community correctional facility.

31040.5.4 Substance Abuse Program and Testing Section – Administration

The SAPTS is responsible for establishing and maintaining the CDCR's staff substance abuse testing programs and has the following primary responsibilities:

- Coordinates the implementation, compliance, and auditing of the SAPTS' policies and procedures for the substance testing programs.
- Maintains random pool databases and executes random selections. The SAPTS with the Institution Personnel Officers and Office of Personnel Services, properly maintains the pools of eligible employees for the various testing programs; and executes, distributes, and coordinates with the field the random draws for the DOT (executed by DPA), BU 6 (database located at DPA) and the Excluded and Exempt Peace Officer testing programs. Names are randomly selected by a computer software program and are forwarded by the SAPTS to the Local Substance Abuse Testing Coordinator for distribution.
- Provides training and education to departmental management and staff in accordance with the requirements cited in DOM Section 31040.5.1. Training includes New Employee Orientation, Basic Supervision, Advanced Supervision, Management Training, and the Parole Academy. On-site training is also provided for Local Substance Abuse Testing Coordinators, Designees and Administrative Officers of the Day, as well as managers, supervisors, and executive staff.
- Provides timely and appropriate management consultation and technical assistance to departmental management and staff.
- Acts as a liaison with other appropriate State departments and outside contractors.

Local Substance Abuse Testing Coordinator

The Local Substance Abuse Testing Coordinator (LSATC) has the overall responsibility of coordinating the testing program at the local facility and consulting with the SAPTS regarding policies and procedures. The LSATC notifies supervisors of staff scheduled for tests (the SAPTS coordinates the testing when the LSATC is selected for random testing), receives test results from the SAPTS and informs the appointing authority or the Designee of a positive test result. The LSATC is also responsible for maintaining a current list of DOT commercial drivers for their facility.

Designee

An individual at a classification no lower than management. The Designee shall act as the management representative who is the final authority in determining whether reasonable suspicion exists. The Designee makes the decision whether substance testing will be conducted. If the Designee is not available, the Administrative Officer of the Day may act in the capacity of the Designee provided he or she has been trained by the SAPTS in this regard. A Designee shall be available every day of the year.

31040.5.5 Substance Abuse Program and Testing Section – Policy Notification**Bargaining Unit 6 Peace Officers, Excluded and Exempt Peace Officers, and Sensitive Positions**

Prior to inclusion in a pool, each employee in a random testing pool must be given the testing policy and procedures and the EAP pamphlet. In acknowledgment of receipt and understanding of the aforementioned, employees are required to sign a Rank and File (BU 6) Signature Sheet (CDCR Form 1889) or an Excluded and Exempt Peace Officers Signature Sheet (CDCR Form 1889A). Employees who could be tested for reasonable suspicion must sign the Notice of Possible Substance Abuse and Alcohol Testing for Designated Sensitive Positions (CDCR Form 1875). All employees subject to substance testing are required to sign a bulletin that includes advisory information on the use of drugs obtained in a foreign country.

An Employee Substance Testing Education Video is available for viewing in the In-Service Training Office. Division of Adult Parole Operations personnel are directed to contact their designated LSATC to view the video. All other locations should contact the SAPTS to view the video.

Safety Sensitive Commercial Drivers

Prior to appointment to a safety sensitive driving position requiring a Commercial Driver's License, the applicant will be notified of the DOT pre-employment testing requirements at the time of interview. Hiring commitments are contingent on a negative test result. The applicant will be provided the DOT alcohol and drug rules, CDCR policy, substance abuse professional service counseling information, and the EAP pamphlet. Upon a negative test result, the applicant is to complete the Federal DOT Employee Signature Sheet (CDCR Form 1888), if hired.

31040.6 Revisions

The Associate Director, Office of Employee Wellness, or their designee shall ensure that the content of this Article is accurate and current.

31040.7 References

Government Code Sections 3527(b), 12926, 12940, 12945, 19050.8, 19170, 19253.5, 19253.5(1)(d), 19261, 19572, and 19991.6.

California Labor Code Sections 139.48, 1030 – 1033, and 6400 – 6413.

CCR, Title 15, Sections 3391, and 3436.

CCR, Title 8, Sections 3203, 5110 and 14300 – 14400.

CCR, Title 2, Sections 52.3, 53.2, 321, 426, 443, 7291.2 et seq., 7293.6, 7293.7, 7297.0, and 7297.6.

DOT, Federal Motor Carrier Safety Regulations, Controlled Substances and Alcohol Use and Testing, Part 382, Title 49, Code of Federal Regulations, Part 40.

U.S. Occupational Safety and Health Act of 1970, 29 USC 654.

SAMHSA, Mandatory Guidelines for Federal Workplace Drug Testing Programs, Sub-part B, Section 2.4, Parts, (e) and (f), 59 Federal Register 29916.

DPA, Article 29, Substance Abuse, Rules 599.960 – 599.966.

Governor's Executive Order D-58-86.

State of California Penal Code Part 2, Title 3, Chapter 4.5, Sections 830.2(d) and 830.5.

FMLA 29 U.S.C. 2601, et seq. & FMLA regulations, 29 CFR 825

Pregnancy Discrimination Act of 1978

Prevailing MOU.

State's Implemented Terms.

ARTICLE 5 — PARAPROFESSIONAL

Revised October 4, 1994

31050.1 Policy

The Department shall work closely with colleges and universities of the State and participate in federally funded programs to maximize the effectiveness and efficiency of correctional programs and for the betterment of persons received as staff from these resources. Through liaison with colleges and universities, the Department shall:

- Recruit academically qualified employees.
- Provide for the academic and professional development of existing employees.
- Make correctional goals and methods known to the academic community by:
 - Increasing and coordinating departmental employee contact with various college and university departments which have an interest in correctional programs (Social Welfare, Criminology, Sociology, Police Science, etc.).
 - Encouraging cooperative training efforts such as courses offered in correctional facilities and use of departmental employees as guest lecturers or instructors on campus.
 - Providing for the placement of students who are interested in a correctional career.

31050.2 Purpose

This section describes job classifications and federally funded programs for the recruitment and development of paraprofessional employees.

31050.3 Responsibility

Hiring authorities shall develop and implement evaluative techniques and methods for the selection and assignment of paraprofessional employees.

The Department's TSB and the HRS shall assist by providing whatever material, information, etc., is needed to carry out plans regarding college liaison on intern and training programs.

31050.4 Federally Funded Programs

The Work Incentive Program (WIN) is administered jointly by the U.S. Departments of Labor and Health and Human Services. The Department's Selection and Standards Branch coordinates all departmental involvement in the WIN program.

Work Incentive Program

The Department participates in two types of WIN training:

- OJT experience. The Department contracts with WIN to provide a work situation wherein enrollees can prepare for and obtain permanent employment. Under this program, WIN enrollees receive their regular grant from local welfare departments and incentive pay from WIN.
- Focused Recruitment Program (FRP). Under this Career Opportunity Development Program, the Department contracts with the Employment Development Department and the SPB to hire WIN eligibles.

The Department's Selection and Standards Branch recruits, tests, and hires the departmental FRP personnel. This branch advises facilities of the identity of FRP personnel, and provides instructions on billing SPB for their 80 percent contribution to FRP personnel's salaries.

31050.5 Job Classifications

Appointment to these job classifications depends upon the number of positions available through funds acquired from State resources. The positions are nontesting, nonstatus classes and temporary in nature.

Student Intern

This program is designed for the student who desires to extend the learning experience to include actual work assignments in the correctional setting. Applicants shall be enrolled in an accredited college program. The positions are not civil service and are not salaried. However, most colleges allow units of credit for this type of experience. Tenure may be for several weeks or months.

Student Assistant

The student assistant assists regular departmental employees in services such as psychological, sociological, educational or administrative; assists in experimental and research projects by gathering data; observes and reports on departmental methods and procedures. Candidates shall produce proof of application for, or enrollment as a student in an appropriate college or university program. Work assigned to incumbents shall be directly related to their college curriculum and academic goals.

Graduate Student

This temporary authorization class is designed to provide currently enrolled graduate students with an opportunity to familiarize themselves with the State's professional work, consistent with their course of study. The major Department use of the class has been in the law student program.

Professional Intern

There are several ways to qualify for the class of professional intern; the most typical being registration in a recognized college or university. The professional intern functions in much the same capacity as the student assistant; however, as experience and training are acquired, responsibilities are increased. The class is nonsalaried, but maintenance items such as employee quarters may be provided if available. The local business manager and personnel representative act as coordinators for this type of appointment.

31050.6 Revisions

The Deputy Director, ASD, or designee shall be responsible for ensuring that the contents of this section are kept current and accurate.

31050.7 References

None.

ARTICLE 6 — APPOINTMENTS

Revised January 17, 2000

31060.1 Policy

Personnel appointments shall be accomplished in a uniform manner consistent with applicable laws, policies, and sound personnel practices.

31060.2 Purpose

This Section outlines the procedures and requirements that shall be followed for personnel appointments.

31060.3 Power of Appointment

The Director is the appointing authority for all civil service positions in the Department.

Hiring Authority

The following have been delegated authority by the Director to make civil service appointments:

- Deputy directors.
- Assistant directors.
- Wardens.
- RPAs.
- General Manager, PIA.
- Health Care Manager.
- Health Care Regional Administrator.

Hiring authorities shall:

- Implement and enforce departmental EEO policy.
- Maintain the highest standards of personnel selection.
- Ensure that women and ethnic minorities are represented whenever possible on all interview panels, including examination and hiring interviews.

Except for appointments requiring approval of the Agency Secretary or the Director the hiring authority's signature constitutes departmental approval on all appointment documents.

Managers and Supervisors

Managers and supervisors shall work with the headquarters personnel analyst assigned to their program, their Institutional Personnel Officer (IPO) and business manager to ensure:

- Submittal of accurate job descriptions and organization charts, when required, with proposals for personnel actions, i.e., establishing new positions, reclassifying existing positions.
- Clarification of questionable personnel issues, i.e., appropriate classification, use of hiring lists.
- Appropriate action is taken for personnel commitments or changes in new/borderline areas.
- Appointment procedures and practices are consistent with the EEO policy of the Department (see DOM 31010 of this manual).
- Women and ethnic minorities are represented on all hiring interview panels whenever possible.

- Documentation on CDC Forms shall be kept on file and available for review regarding the gender and ethnic composition of all interview panels, including both examination and hiring interviews. Such documentation shall include justification in all instances in which gender or ethnic representation for an interview panel was not possible.
- Submit quarterly progress reports to appropriate division administration noting and justifying all exceptions in which representation of women or ethnic minorities was not possible for a specific interview panel.

31060.4 Appointments Requiring Agency

Exempt appointments require the approval of the Agency Secretary, YACA.

31060.4.1 Exempt Appointments

For exempt appointments, the hiring authority shall forward the following documents to the Personnel Operations Section.

Hiring Authority Responsibility

- Standard (STD) Form 678, Application for Examination, and resume.
- Duty statement and organization chart for the position.
- Governor's Office application form.

31060.4.2 Career Executive Assignment

The procedure for processing Career Executive Assignment (CEA) appointments is the same as for exempt appointments except:

- The following documents are not required:
 - Duty statement and organization chart.
 - Governor's Office application form.
- The memorandum from the Director shall be addressed to the Agency Secretary, YACA.

31060.5 Appointments Requiring Director/ Chief Deputy Director Approval

The Director of CDC retains appointing authority for all appointments designated as "managerial" under the Ralph C. Dills Act.

Each hiring authority shall submit formal requests to appoint individuals to designated managerial positions. The "Approval-to-Appoint" memoranda shall be addressed to the Director/Chief Deputy Director and be routed through all appropriate management levels in the respective program area.

This applies to all methods of appointment including:

- Employment list appointment (Permanent or Limited-Term).
- Temporary authorization.
- Training and Development (T&D) assignments.
- Transfers.
- Permissive reinstatements.

Emergency appointments, retired annuitant appointments, and mandatory reinstatements are exempt from these procedures.

All the necessary appointment requirements such as position justification, appointment eligibility, budgetary approvals, and/or compliance with any freeze requirements (STD Form 607, Change in Established Positions; STD Form 625, Request for Certification; or CDC Form 647, CDC Personnel Action Request, as Appropriate), or the State Restriction of Appointment Procedures must be met prior to submission of the package to the Directorate.

"Approval-to-Appoint" Time Frame

The "Approval-to-Appoint" request must be received by the Chief Deputy Director's Office at Least two weeks prior to the requested date of appointment.

Hiring Commitments

Final hiring commitments cannot be made until receipt of the Director's/Chief Deputy Director's approval.

Approval Process

Upon the Director/Chief Deputy Director's approval, the "Approval-to-Appoint" package will be forwarded to the Assistant Deputy Director, OPM who will be responsible for notifying the appropriate Deputy Director and/or Warden so that the applicants and selected candidate can be notified.

The appointment shall be announced in the next issue of Correction News.

Disapproved requests shall be returned by the Director's office through the appropriate management levels to the hiring authority.

31060.5.1 Civil Service Appointment at or Above Staff Services Manager I, Captain, and PA-III

The Director has delegated approval authority to the Deputy Directors for civil service appointments at or above the Staff Services Manager I (SSM-I) and PA-III level.

The hiring authority's "Approval-to-Appoint" package shall include the following:

Contents of Request

- Civil service classification of position to be filled, approved duty statement, and a current organization chart.
- A description of the recruitment efforts made to attract applicants and a statement of the efforts made to fulfill the Department's affirmative action goals.
- A summary breakdown by ethnicity, gender, and disability of all candidates interviewed on CDC Form 973, Affirmative Action Report of Appointment. In compliance with GC 8310 and 18704, this summary shall no include names of the candidates. Instead, this summary should consist of generic characteristics (gender and ethnicity) of the candidates and any apparent disabilities.
- A comparative analysis of the qualifications of at least the top three candidates.
- The name of the individual recommended for appointment and a suggested date of appointment along with a statement of reasons for recommendation.
- A current resume, the most recent performance evaluation (STD Form 636, Report for Probationary Employee, or STD Form 637, Individual Development Plan/Performance Appraisal Summary), and a Completed STD Form 678.

31060.5.2 Peace officer Supervisors -Other Than List Appointments

Individuals appointed to the classification of Sergeant, other than by list appointment, must meet specific appointment criteria stipulated in an agreement with the union. In order to be laterally transferred or placed on a T&D assignment, individuals must meet the following criteria:

Appointment to Sergeant

- Two years of custodial experience performing duties comparable to those of Officer, Group Supervisor, Youth Counselor, or Senior MTA, Correctional Facility and Senior Medial Technical Assistant, and work performed in the P&CSD's Return-to Custody and Work-Furlough facilities, as well as duties performed at city and municipal jails. Additionally, experience in the abolished Correctional Program Supervisor classification qualifies for credit towards the two-year requirement.
- Custody experience approved by the Joint Apprenticeship Committee may also qualify for credit. For example, six months credit toward the two-year custody experience requirement will be given for individuals transferring from Parole Agent, Adult Parole classifications who have completed the two-Year apprenticeship program.
- Proposed appointees who are not currently Department' peace officers must meet all legal requirements to be a peace officer and be cleared for appointment by a background investigation and preemployment medical. Successful completion of the Basic Academy is also required unless previously completed.

Proposed appointments to Sergeant positions, which are not list appointments or mandatory reinstatements **must be approved in advance** by the respective Deputy Director and the appropriate headquarters personnel operations analyst. Only appointments from employment lists, mandatory reinstatements, or of individuals who have clearly served two or more years in an Officer position do not require advance headquarters approval.

Appointment to Lieutenant and Captain

Prior written approval of the respective Deputy Director and the Chief Deputy Director is required for any appointment, other than a list appointment, to the classifications of Lieutenant and Captain. Such appointments must be fully justified in the written request.

Hiring Authority Responsibility

The hiring authority shall carefully review lateral transfers, T&D assignments, reinstatements and other forms (excluding list appointments) to the Lieutenant and Captain classifications to ensure that the applicant:

- Possesses related custody experience, including supervision of custody staff.

- Meets all legal requirements to be a peace officer and can be cleared for appointment by a background investigation and preemployment medical.

Basic Academy

Persons appointed to the Lieutenant and Captain classifications shall attend the Basic Academy if they have not previously served in a correctional peace officer classification.

31060.5.3 C&PR Appointments

A significant portion of the duties of the C&PR consists of providing a service to the BPT and the NAEA (California Rehabilitation Center only).

The Regional Administrators, Institutions Division (ID), are the liaisons for facilities with BPT and the NAEA.

Basic Academy

Persons appointed shall attend the Basic Academy if they have not previously served in a correctional peace officer classification.

Process

Permanent appointments shall not be made to C&PR vacancies until the following steps have been documented:

- A Warden upon notification of an upcoming vacancy for a C&PR shall, through the departmental Board liaison, advise the Board chairperson of such pending vacancy. This applies to C&PR exchanges also.
- The Board chairperson shall make suggestions regarding individuals who might fill the vacancy.
- The Warden shall consider all applicants for the position including those suggested by the Board chairperson.
- The Board chairperson shall be advised of and encouraged to participate in scheduled interviews.
- Recommendations to the Director shall summarize Board contacts and input to the selection process and shall indicate whether agreement was reached with the Board.

31060.5.4 Classification Staff Representative (CSR) Appointments

Process

The process for selection of CSR is as follows:

- The Chief, Classification Services, shall canvass for interested candidates by the departmentwide job opportunity bulletin.
- All candidates shall submit, a STD Form 678, to the Chief, Classification Services, for review.
- The CSU shall pre-screen all applications for qualifying experience.
- Those applicants accepted for consideration as a CSR shall be scheduled for interviews.
- Applicants not selected for an interview shall be so notified by memorandum or telephone call.
- All CSR appointments require the approval of the Director/Chief Deputy Director.

31060.5.5 Ex-Offender Appointments

The Department prohibits discrimination on the basis of ex-offender status. However, all factors which relate to legal requirements and restraints, facility security, commitment history, and experience shall be considered. Hiring commitments shall not be made without written approval of the Director.

Licensing

Applicable certification or licensing for a position shall not be waived for ex-offenders.

Nonpeace Officer Classifications

A CDC Form 1951-B, Supplemental Application for Non Peace Officer Classifications, is required of all non-peace officer applicants seeking employment with the Department. This form is utilized at the time the employment interview is conducted. Completion of the form should prevent the hiring of any ex-offenders to non-peace officer positions without prior approval of the Director.

Restricted Employment Areas

Ex-offenders shall not be hired or assigned work in areas which provide access to:

- Any records pertaining to free staff.
- Sensitive personal or medical information on inmates.

These areas include, but are not limited to, the following:

- Medical.

- Personnel.
- Records.
- Accounting.
- Data processing.

Legal Prohibition For Peace Officer Classifications

Persons convicted of a felony in this or another state may not be employed as a peace officer of this State. CCR 3291(b) lists the classes designated as peace officers in this Department.

Procedural Responsibilities

At least 60 days prior to the requested appointment date, the hiring authority shall:

- Submit an "Approval to Appoint" request to the Director by the Assistant Director, LEIU. This shall include a copy of the ex-offender's CI&I SSCH and the completed CDC Form 1951-B for nonpeace officer classifications.

If the individual is on parole, the request shall identify the name and address of the Parole Agent. If discharged, that date shall be indicated.

The Assistant Director, LEIU, shall:

- Review the original submittal for possible gang affiliations.
- Note the results of this review on the request.
- Forward the request to either the Deputy Director, ID, or Deputy Director, P&CSD, for appropriate data if they are not the hiring authority.

If the request is approved by the affected Deputy Director, it shall be returned to the Assistant Director, LEIU, for final review.

The Assistant Director, LEIU, shall:

- Ensure completion of required materials.
- Forward approved packages to the Director.
- Return denied packages to the hiring authority.
- Return packages with Director's approval/disapproval to the hiring authority.
- Ensure that a copy of all denials/approvals are sent to the Assistant Director, EEO Office.

31060.6 Appointments Requiring Headquarter's Approval

Appointments requiring approval of designated headquarter's staff are described in DOM 31060.6.1 through 31060.6.5.1.

31060.6.1 Chaplain Appointments

All chaplain appointments shall be approved by the appropriate Regional Administrator, ID.

The applicant shall meet the criteria outlined in the SPB specifications before being appointed to the position of full-time or intermittent chaplain.

Muslim Chaplain. The appointee shall be currently in good standing with the American Muslim Community, verified and approved by the local resident Imam where the applicant attends as a member. All candidates shall attach to their application a letter of certification of good standing issued by the local resident Imam.

Jewish Chaplain. The appointee shall be accredited by and in good standing with a recognized California rabbinical body. The two official ecclesiastical endorsing agencies are the Board of Rabbis of Northern California and the Board of Rabbis of Southern California.

Catholic Chaplain. The appointee shall be duly accredited by and in good standing with the Roman Catholic Church and approved by the Bishop of the diocese in which the facility is located.

Protestant Chaplain. The appointee shall be currently ordained, duly accredited by and in good standing with a nationally recognized Protestant denomination.

Native American Spiritual Leader. The appointee shall be currently recognized as a spiritual leader and in good standing with their Native American Tribe, Nation, Band or Rancheria. All candidates shall attach to their application a letter of certification of good standing issued by their Native American Tribe, Nation, Band or Rancheria.

Intermittent Chaplains

The Department may employ, under State civil service, intermittent Catholic, Jewish, Muslim and Protestant chaplains.

Part-Time Chaplains

The Department may contract with clergy of any faith as part-time or intermittent chaplains to provide religious services and chaplaincy activities for a small group.

Substitute Chaplains

When a staff chaplain is on an authorized absence and a substitute chaplain cannot be obtained without cost to the State, a fee can be paid to the substitute for any single day of service.

31060.6.2 Retired Annuitant Appointments

A person who retired from state service may be appointed to a civil service position and paid a salary without being reinstated from retirement.

A person who retired from a CEA may be temporarily employed at any time following retirement in a CEA position.

Class

Retired annuitants shall:

- Be appointed to a position in a class in which the person had permanent or probationary status at the time of retirement or in a class to which the person could have permanently transferred, reinstated, or demoted at the time of retirement.

Duration

- Be appointed for no more than 120 working days or a duration total of 960 hours in any calendar year. Returning annuitants may be re-appointed every calendar year.

Salary

- Be paid at a rate substantially the same as other employees performing comparable duties.

Benefits

- Be compensated only for actual time worked and shall not earn benefits of any kind, e.g., sick leave, vacation, holiday pay, personal holiday, or retirement credits.

Appointment Requirements

Non-peace officer appointments shall complete a STD Form 610, Health Questionnaire.

Individuals being appointed as retired annuitants to perform in a peace officer capacity who were previously employed by CDCR as peace officers, shall be fingerprinted for purposes of a criminal records check (DOM Section 31060), complete an STD Form 610, and a Selection and Standards Branch (SSB) B51, Retired Peace Officer Personal History Update, prior to, or on the first day of reporting to work. Due to the temporary nature of retired annuitant appointments, the annuitant may commence work pending the receipt of DOJ's response.

The STD Form 610 shall be reviewed and approved/disapproved by a personnel office representative in the same manner as those for non-peace officer appointments. The Pre-employment Medical Unit of the SSB may be contacted for guidance concerning any medical conditions reported by a retired annuitant and its relevance to the annuitant's ability to perform peace officer duties. The telephone number is (916) 227-2099.

The SSB-B51 shall be reviewed by the hiring authority. A memorandum stating the reasons for continuing the employment of a retired annuitant shall be attached to any form indicating arrests, convictions, or adverse actions.

The STD Form 610, the SSB-B51 and the response from DOJ shall be maintained in the employee's official personnel file. The STD Form 610 shall be sealed in a confidential envelope.

The hiring authority is required to contact the Office of Civil Rights, the Office of Internal Affairs and the Personnel Operations Section to determine if the individual was the subject of an investigation which resulted in a finding that the individual was at fault and/or suffered adverse action. If so, a summary of the information is to be attached to the SSB-B51 with the reasons for continuing the appointment and included in the OPF.

Nature of Work

Retired annuitants may be appointed:

- On a short-term basis to cover emergency-related work.
- To use their special skills.

Retired annuitants may be appropriate to temporarily fill:

- Behind an employee on sick leave.
- A position which has remained vacant for an extended period of time.

Approval

A commitment to hire a retired annuitant requires prior approval of the appropriate Deputy Director, Associate Director, or Assistant Director.

Hiring Authority Responsibility

The hiring authority shall forward the following to the Personnel Operations Section:

- A CDC Form 1823, Hiring Approval - Retired Annuitant .
- A CDC Form 647, Department - Personnel Action Request (headquarters' and P&CSD).
- A CDC Form 647-A, Request for Personnel Action - Institutions, or a memorandum from the Warden to the Deputy Director, Associate Director, or Assistant Director.
- A STD Form 678, State of California Application for Examination and resume.
- A Duty statement with percentage breakdown.
- A Organization chart.

Personnel Analyst Responsibility

The appropriate personnel analyst shall:

- Review the request.
- Recommend approval/disapproval.
- Forward approved request to the appropriate Deputy Director, Associate Director or Assistant Director.
- Inform the hiring authority of denials by telephone.

Copies

A copy of approved request with comments shall be returned to the hiring authority.

A copy of denied request and the analyst's explanatory comments shall be transmitted to the hiring authority by a memorandum from the Assistant Deputy Director, OPM.

Original

The original request shall be filed in the Personnel Operations Sections Retired Annuitant subject file.

Calendar Year

A new CDC Form 647 or 647-A shall be approved before the beginning of each calendar year.

Fiscal Year

If the CDC Form 647 indicates funding through the fiscal year only, an additional CDC Form 647 shall be submitted for approval for the period July 1 through December 31.

31060.6.3 Emergency Appointments

Emergency appointments shall be justified by significant need.

- Any expanded use of emergency appointments, particularly for emergency acting assignments not supported by a significant need, are in conflict with basic constitutional provisions requiring appointments based on competitive examinations.
- All available civil service alternatives shall be considered before making emergency appointments for short duration work assignments.

Appointments which may be approved by the hiring authority are described in Sections 31060.6.2.1 through 31060.6.2.4.

31060.6.3.1 Extreme Emergency

This type of appointment shall not exceed 60 working days in any 12-month period.

Extreme emergencies include fires, floods, storms, epidemics, riots, earthquakes, and other such serious situations presenting extreme peril to persons or property or seriously interrupting the performance of public business.

When an extreme emergency is declared by the Governor or the Director, appointments may be made without regard to employment lists and, if necessary, without regard to existing classes in order to prevent the stoppage of public business.

31060.6.3.2 Short Duration Work

A short duration work situation is one which:

- Because of its unusual urgency, nature, volume, location(s), duration, or other special characteristics is distinct from the range of work normally performed by regular staff.

- Is not expected to be performed within the department for more than 30 working days within any 12-month period.

Short duration work assignments shall not be extended nor shall they be consecutive. Appointments may be converted to acting assignments when circumstances warrant.

Positions that are readily filled by the regular civil service process or for routine needs (i.e., vacation relief) shall not be filled by short duration appointments.

31060.6.3.3 Out-of-Class Assignments

Out-of-class assignments (also called acting assignments) shall be used only as the last option when filling a position. Limited-term (LT) appointments are the appropriate means to fill critical positions on a short-term basis.

Advance planning and scheduling can reduce an operation's dependency on out-of-class assignments. By using established certification lists, qualified employees can be appointed immediately to vacant critical positions.

Misuse of out-of-class assignments results in grievances (circumventing list procedures), higher costs (lost person hours, working on out-of-class claims), the potential loss of delegated testing authority and the centralization of approval for all out-of-class assignments. However, bonafide emergency out-of-class assignments may be used.

Guidelines

Managers and supervisors shall ensure that all employees are assigned duties and responsibilities that are within the scope of their classification. Employees shall not work out-of-class on a regular, ongoing basis.

Current bargaining unit language, as well as DPA Rule 599.810, states that "an employee may be required to perform work other than that described in the specification for their classification for up to 120-consecutive calendar days during a fiscal year." This language is intended to provide appointing authorities the flexibility necessary to meet short-term, temporary staffing needs. All viable alternates shall have been exhausted before any out-of-class assignment is approved.

An employee may be assigned out-of-class work for more than 120 days if the additional out-of-class work is required to meet a need that cannot be met through other administrative or civil service alternatives. **Prior approval from DPA is required.** Such assignments shall be subject to termination by the Director of DPA upon determination that other reasonable alternatives do exist.

The "120-consecutive calendar days during a fiscal year" applies to both the assignment and the individual. The same assignment cannot extend beyond July 1 or a new fiscal year resulting in an individual serving in the assignment for more than 120 calendar days. Such situations would require DPA approval to extend beyond 120 calendar days.

Recent interpretation from DPA states that good personnel management practice precludes an indefinite out-of-class assignment by rotating employees in and out of the assignment. The 120 days should be a sufficient period of time to resolve and out-of-class situation. Rotations are inappropriate and circumvent the intent of the out-of-class provisions.

The out-of-class provisions apply to both rank and file and non-represented employees. Managerial employees are not covered under DPA Rule 599.810 and there is no authorization to assign the out-of-class duties.

Criteria

Out-of-class assignments may be made only to established positions and only if it can be demonstrated that:

- The assignment is needed to meet a specific operating need.
- The need cannot be feasibly met through civil service procedures or other administrative alternatives.
- The employee is assigned duties which are clearly outside the scope of their current class and which include the full range of duties of the assigned class. The out of class duties must be performed for more than 50 percent of the employee's time.
- The supervisor requests the employee, in writing and in advance of the assignment, to perform the duties of a higher class.

No out-of-class assignments shall be considered for approval retroactively. The grievance process is the appropriate method for employees to obtain payment if their out-of-class assignment was not approved accordance with established guidelines.

No out-of-class assignments to "MCR NONE" classes shall be approved retroactively.

Operating Needs

An operating need may exist when leaving a position vacant results in:

- Inadequate management or supervision of a unit or function that cannot be offset from other sources.
- Risk to public health and safety.
- The interruption of public service.
- An economic loss or program delay.

Alternatives

If a need is established, the following alternatives should be considered before an employee is given an out-of-class assignment:

- Delaying or canceling other less critical work.
- Temporarily redirecting the unit's staff, workload, or resources in order to "work around" the vacancy.
- Filling the position with a locally available person on a temporary basis through another civil service procedure such as emergency, LT, temporary authorization (TAU), or intermittent appointment.
- Modifying the duties temporarily until the position can be filled.

Appropriate Assignments

Examples of out-of-class assignments that are viewed by the Department as appropriate consist of the following:

- An immediate assignment involving risk of life, property, or critical operation of the Department.
- Back-up for an employee absent on extended sick leave.
- A vacant position that needs temporary filling until an employment list is available.
- The assignment is temporary in nature, with no definite time period but less than 120 calendar days, and all viable recruitment efforts to fill the position have been exhausted.

Inappropriate Assignments

Examples of inappropriate/out-of-class assignments are as follows:

- An assignment where no budgeted positions exist.
- A certification list is available so that a LT appointment could be made, the desired employee is on the list but is not reachable, or the list was canvassed but the candidate group is undesirable.
- An assignment was made to bypass the Departmental Restrictions of Appointment (DROA), State Restrictions of Appointment (SROA), and/or re-employment list process.
- The assignment can be covered by a T&D assignment, a reinstatement, an emergency appointment, or a TAU appointment.
- An intermittent pool of candidates is available.
- Changes have been made to a class specification and/or allocation standards and the employee claims to have been working in a higher classification prior to the effective date of the change.
- The employee requests some of the higher level duties for career development, personal convenience, or gain.
- In the following situations, unless pre-approved by DPA:
 - To positions or levels requiring classification pre-approval by DPA (MCR NONE).
 - To positions or levels not authorized in the appointing power's budget. Before considering pre-approval in these situations, DPA will require specific written notice from the DOF that funding is available.
 - Where the employee's class specification provides for the proposed work assignment.

When any of these options are considered, the Personnel Operations Analyst shall be contacted for guidance and interpretation.

Process

The supervisor shall prepare the following documents:

- A request for approval to make an out-of-class assignment.
- A CDC Form 1821, Out-of-Class Checklist .
- A duty statement.
- An organizational chart.
- A CDC Form 1820, Out-of-Class Justification For Assignments Exceeding 120 Days .

The Out-of-Class Checklist shall provide the information necessary for the review and evaluation of the request and for completion of the Out-of-Class Justification.

The checklist will also serve as an audit trail for peer audits, payment of claims, and examination eligibility.

The document shall be forwarded to the appropriate approval levels in accordance with Section IX of the Out-of-Class Checklist.

Approvals

All out-of-class assignments requests require the approval of the IPO or Personnel Operations Analyst to ensure that all viable alternatives have been exhausted before the request is forwarded for final approval.

Prior final approval is required for out-of-class assignments as follows:

Duration of Assignment	Documents Required	Approval Required
Up to 60 Calendar Days	Request for Approval Out-of-Class Checklist	IPO or Personnel Operations Analyst
61 to 120 Calendar Days*	The above	The above and Personnel Operations Analyst
Over 120 Calendar Days**	The Above and Out-of-Class Justification Form (2 Copies)	The Above and the Departmental Personnel Officer, the Chief Deputy Directors, and DPA

* When the hiring authority becomes aware that the assignment may extend beyond 60 days, the Personnel Operations Section shall be notified. The written request shall be received by Personnel Operations Section no later than day 50 of the assignment.

** Requests shall be received by Personnel Operations Section no later than day 100 of the assignment. The Departmental Personnel Officer shall forward approved requests to the DPA for review.

The departmental personnel officer may deny a claim if it does not meet existing criteria.

When a request is inconsistent with departmental policy, the Personnel Operations Section shall return the unapproved request directly to the hiring authority.

Log/Record

For audit purposes each approval authority shall keep a log/record of all out-of-class assignment requests and/or out-of-class compensations claims.

Compensation

See DOM 31150.9 for out-of-class compensation guidelines.

31060.6.3.3.1 Applying Out-of- Class Experience for Admittance To State Examinations

Out-of-Class experience is work experience gained in the performance of duties outside the class concept of the employee's current class of appointment.

A departmental employee, regardless of employee relation designation, may request verification of out-of-class experience once they have performed out-of-class work for 30 consecutive calendar days.

Personnel Operations analysts review these requests and apply the same standards of more than 50 percent used for out-of-class claims.

Employee Requests

An employee who wants verification shall, in writing, request the hiring authority to verify that they have accepted and performed assigned duties that were not consistent with the employee's class.

Time Restraints

Requests shall not be made:

- Prior to performing out-of-class duties 30 consecutive calendar days.
- Later than 180 calendar days after the ending of the out-of-class duties.

Certification

The hiring authority's certification shall include:

- The employee's name and social security number.
- A description of type and level of duties performed.
- A duty statement with percentages.

- A conclusion regarding whether the duties are or are not consistent with the employee's class of appointment at the time; and if not consistent, an identification of the class to which such duties are appropriate.
- A detailed explanation of the situation which necessitated the out-of-class assignment.
- An explanation of the other administrative and/or civil service options considered and why they were not used.
- A copy of the departmental memorandum from the employee's supervisor who assigned the duties to the employee.
- The dates of the out-of-class assignment.
- When the certification is for admission to an examination, the title of the examination to which the employee is applying.

Approval Responsibility

The hiring authority certification shall be forwarded to the Personnel Examining Section who shall:

- Review the verification.
- Provide the employee and the hiring authority with a memorandum advising whether the certification met SPB standards.
- Forward the certification to the Personnel Operations Analyst for analysis and recommendation of the appropriate class.
- If approved, forward the verification to the SPB.

Once approved by the Personnel Examining Section, the certification can be used as additional qualifying experience for current or future examinations by attaching a copy to the application.

Appeal Rights

If the request for verification is denied, the employee has the right to appeal the denial to the SPB.

31060.6.3.4 Reinstatement After Emergency

Permanent or probationary employees who vacate positions to accept emergency appointments shall have mandatory right of return to their former position upon the conclusion of the emergency appointment if:

- The emergency appointment is under the same appointing power as the position the employee is vacating; or,
- The employee is granted paid or unpaid leave to accept the emergency appointment.

31060.6.3.5 Emergency Appointment Documentation

For audit purposes, the hiring authority shall prepare a written justification for all emergency and short duration work appointments.

The justification shall include:

- A detailed explanation of the situation requiring the appointment.
- An explanation of the other administrative and/or civil service alternatives that were considered and why each was not used.
- The name, social security number, and current classification (if applicable) of the appointee.
- A duty statement, position title, and estimate of the number of days the appointment will be necessary.
- When appropriate, a copy of the Declaration of Emergency signed by the Governor or the Director.

The justification shall be retained in the official personnel file.

A copy shall be submitted to the Personnel Operations Section no later than 20 calendar days after the effective date of the appointment.

31060.6.4 Limited-Term Appointments

The Department has authority to make and extend LT appointments. Initial appointments shall be limited to up to one year. The extension shall be limited to up to one additional year and may be considered when a permanent appointment is likely to cause a layoff, demotion, or mandatory transfer requiring a change of residence upon the conclusion of the temporary staffing need.

Requirements

Eligible lists shall not be circumvented by a LT appointment to a permanent position. Positions which are of limited duration shall not be filled on a permanent basis since this removes the appointee from consideration for true permanent positions and bestows unwarranted permanent status.

Permanent rather than LT appointments may be more appropriate when:

- The temporary vacancy is in a classification subject to high turnover.

- New positions are established on a temporary basis pending approval of the State budget, since the positions shall be converted to permanent when the budget is adopted.

Local Approval

In the following situations, the hiring authority may authorize one or more LT appointments, provided the total time of an employee's appointment(s) does not exceed one year.

- Seasonally recurrent positions. Appointments to non-testing or TAU only classes may be made for a period of up to nine months in one transaction.
- Positions established for a specific study or survey. Research projects may require the creation of specific classes for the duration of the project.
- Temporary vacancies. A person being on a leave of absence for one year or less.
- The appointment of a permanent employee to a different position on a LT basis.

Headquarters Approval

The following appointments require advance approval from the Personnel Operations Section:

- Temporary filling of vacancies during or pending a reorganization or possible layoff situation.
- Vacancies filled in anticipation of reorganization or layoff expected to span a period of more than one year may be filled by permanent appointment.

This approval process shall ensure consistency with the Department's restriction of appointment process.

Two-Year Appointments

One-year, limited-term appointments may be extended for up to a total period of two years upon prior approval by the Chief, Personnel Management. All such requests shall be forwarded to the Personnel Operations Section at least 30 days prior to the effective date, and include the following information:

- Name, social security number, and civil service classification of employee.
- Period of time involved.
- Justification for the need to authorize a LT appointment to exceed one year.

The anticipated number of limited-term appointments, the number and location of permanent positions in the classification, turnover rate for the classification, budgetary trends, and issues which impact the Department's ability to absorb permanent employees either locally or departmentwide shall be considered when the justification is prepared.

Justification File

For audit purposes, the Personnel Operations Section shall file and retain for three years the hiring authority's requests and justifications for appointments to exceed one year.

31060.6.5 Training and Development Assignments

Purpose

The Department shall use T&D assignments:

- To provide employees broader experiences and skills, to improve their ability to perform in their current assignments.
- To assist employees in seeking future advancements.
- To facilitate employees' entry into different occupational fields.
- To enhance the Department's affirmative action and upward mobility goals.
- As an effective tool for upward mobility purposes.

Hiring authorities shall consider affirmative action needs and protected group deficiencies prior to the selection of an employee for a T&D assignment.

General Requirements

The hiring authority shall ensure a T&D assignment:

- Is consistent with the career development plan of the employee.
- Duties are significantly different than those the employee has performed in the preceding five years.
- Provides a clear management advantage to the state.
- Shall not result in a layoff or demotion at the termination of the T&D assignment.

No more than one person shall be appointed to a T&D assignment for each available vacancy.

T&D opportunities require a minimum publicity period of seven days to ensure that all interested employees are afforded the opportunity to apply. Posting may be limited to geographic areas where employees could reasonably be expected to accept the opportunity without a change in residence.

If a permanent class has not been identified for the training position, the position must be permanently allocated to an appropriate civil service class prior to considering a T&D assignment.

Class Relationships

As long as the SPB criteria are met, an employee may accept T&D assignments to a class with substantially the same salary to which the employee could voluntarily transfer (within two salary steps) even if they are currently on an employment list for the assigned training class.

Eligibility

Permanent and probationary (with prior permanent status) employees are eligible for T&D assignments. Time on a T&D assignment counts toward completion of probation. Employees on temporary or limited-term appointments shall return to their former position before being appointed to a T&D assignment.

Employees shall not be considered for T&D assignments in classes which have a promotional relationship to their current class. The class specification shall be reviewed to ensure that the individual's permanent class is not listed in the minimum qualifications (MQs) of the training class and there is no promotional relationship.

Higher than Three Salary Steps

T&D assignments to higher level classes (beyond three salary steps) shall only be considered as exceptions and shall meet the following additional criteria:

- The intent is to prepare the employee for a permanent career change.
- The higher salaried class is the nearest class (in salary) that will provide the appropriate training experience.
- The employee may meet the MQs of the training class prior to appointment and shall meet them by the conclusion of the assignment.
- The T&D assignment shall not circumvent the normal competitive promotional process.

Lower than Two Salary Steps

T&D assignments to lower-level classes (beyond two salary steps) shall be considered as exceptions and shall meet the following additional criteria:

- T&D assignments to lower-level classes shall only be used in very broad class series in which employees expect to reach the journey or supervisory level within one specialty, without having had experience in other major specialties covered by the class.

For example, a SSM I whose career had been limited to management analysis, could participate in a T&D assignment as an Associate Budget Analyst position in preparation for assumption of SSM I level duties in the budget area.

- The lower salaried class is the nearest class (in salary) that provides the appropriate training experience.
- The training experience differs from the duties the employee has previously performed, i.e., they cannot have immediate previous experience in the assigned training class.

Duration

T&D assignments for an individual shall not be limited in number or frequency, but shall not exceed 24 months in any consecutive 36-month period.

Peace Officer Training

Employees in positions designated as peace officers shall:

- Successfully participate in the required peace officer training course.
- Obtain a background clearance.
- Pass all required medical examinations and physical abilities test.

Formal Class Requirements

While employees are not generally required to meet the "experience and education" requirements of the training class, employees shall possess any credential, license, certificate, or other formal requirements of the class prior to assumption of the duties of the T&D assignment.

It is required that employees meet the minimum qualifications to be placed on a T&D to Sergeant, Lieutenant, or Captain. Exceptions to this requirement for T&D assignments to Lieutenant and Captain must be approved in advance, in writing, by the Director.

Shift Differentials/ Housing Stipends

Alternate Range 40 shift differential compensation and/or housing stipends shall be terminated when a T&D assignment does not meet established criteria/requirements.

Employees serving in CEAs shall not participate in T&D assignments to ensure that they are assigned only to those positions that have been specifically approved for inclusion in the CEA category.

31060.6.5.1 Documentation and Procedural Requirements

A formal T&D assignment plan shall be prepared and submitted on a CDC Form 1825, Training and Development Plan and CDC Form 1825 A, Training and Development Request and shall include:

- The civil service class of the training position.
- The permanent classification of the employee.
- The basic objectives of the training.
- The duties to be performed.
- The training to be accomplished.
- Return rights of the employee.
- Statement that the assignment may be terminated at any time by either the employee or the Department.
- Certification that:
 - This assignment shall not result in a layoff or demotion upon its termination.
 - SROA procedures were observed.
- The signatures of the employee and the hiring authority of both the receiving and releasing organizations.

The individual's STD Form 678 and resume shall be attached.

To allow adequate processing time, the plan shall be submitted to the Personnel Operations Section at least 30 days before the reporting date.

Starting Date

The Personnel Operations Section may adjust the starting date on any T&D assignment. It shall be clearly understood that any T&D changes required by the Personnel Operations Section may impact such issues as relocation expenses and eligibility to participate in the proposed T&D program.

Approval

The T&D assignment plan shall be approved by the Personnel Operations Analyst prior to the actual reporting date of the employee.

Upon approval, the Personnel Operations Section shall retain the original T&D assignment plan and forward copies to the receiving and releasing hiring authorities and the employee.

Written notification shall be submitted to the Personnel Operations Section if:

- There are subsequent changes/revisions to the original plan.
- The assignment is terminated prior to its expiration date.

Position Reclassification

The reclassification of the position is required before the training is implemented.

The hiring authority shall submit a STD Form 607, to OBM so that the position is reclassified to the permanent class of the employee upon approval of the T&D assignment. The STD Form 607 shall clearly indicate that the reclassification is for T&D purposes and include the employee's name and approved T&D plan.

If the T&D assignment is denied, the STD Form 607 shall be denied at the same time and returned to the originator.

Vacated Position

To ensure employee placement, the position vacated by the employee accepting the training assignment shall be filled on a temporary basis unless it can be clearly demonstrated that an appropriate position in the employee's "home" organization and location shall be available at the completion of the T&D assignment.

31060.6.5.2 Promotion/Transfer While on a T&D Assignment

Promotion/transfer opportunities shall not be jeopardized as a result of a T&D assignment. Provisions for promoting/transferring the individual while on the training assignment are:

- The individual clearly would have been considered for promotion/transfer if not on the training assignment.
- In a promotional situation, the individual must be reachable on the eligible list and receive a bonafide job commitment.

When a firm commitment is made in a promotional or transfer situation, the offering organization shall appoint the individual and transfer the employee back to the training location to complete the training assignment. This ensures the employee mandatory right of return to the offering organization/location.

The new appointment shall not create an inappropriate training assignment. If the promotional/transfer class does not meet the training assignment criteria relative to the training class, the appointment shall not be authorized while on the training assignment; or the T&D assignment shall be terminated upon the appointment of the employee.

31060.6.5.3 Termination of T&D During Staff Reductions

During staff reductions, T&D assignments shall be terminated in affected classifications and/or related positions.

Employees in an affected classification shall be:

- Appropriately included when compiling seniority lists.
- Returned to their former positions.

When the affected classification is one in which surplus employees have been identified and positions are filled with T&Ds:

- The T&D(s) shall be terminated.
- The positions filled with the most senior affected employees.

T&D assignments shall not be used to resolve staff reductions.

31060.7 Restriction of Appointments

Restriction of Appointments lists are established to aid in the placement of employees facing transfer, layoff, or demotion. Both the state and the departmental restriction of appointment processes, described below, shall be followed prior to filling vacant positions.

31060.7.1 State Restriction of Appointments (SROA)

The SROA policies and procedures:

- Are published periodically by the DPA.
- Shall be followed in making all appointments not specifically exempted from SROA. Questions regarding which appointments are exempt from SROA shall be directed to the IPO for the correctional facility or the Personnel Operations Section analyst for headquarter programs.

SROA eligible lists:

- Are maintained by the SPB and are issued to hiring departments.
- Contain classes of employees who, as a result of position reductions, are facing layoff or demotion if placements are not made.

SROA Coordinator's Responsibility

The SROA Coordinator in the Personnel Operations Section is responsible for ensuring that all policy and procedure updates are disseminated throughout the Department.

Institutional Personnel Officer's Responsibility

The IPO is responsible for:

- Providing consultation to institutional program staff regarding DROA requirements.
- Reviewing and approving SROA clearances for all facility appointments. The CDC Form 8022, State Restrictions of Appointment Clearances Worksheet, shall be used for requesting clearances.
- Preparing SROA exemption requests following all criteria requirements listed in the SROA Policy and Procedures Manual and forwarding requests to the Personnel Operations Section analyst for review, consideration, final approval, an submission to the DPA.
- Ensuring that approved SROA clearance forms and approved SROA exemption requests are attached to all appointment documents which are not specifically exempted from SROA.

Personnel Operations Section Analyst's Responsibility

The Personnel Operations Section analyst is responsible for:

- Providing consultation to headquarter program staff and to the IPO regarding SROA requirements.
- Reviewing and approving SROA clearance requests for all headquarter programs.
- Reviewing, preparing, and forwarding SROA exemption requests received from either the facility or headquarter programs to the DPA.
- Ensuring that approved SROA clearance forms and approved SROA exemption requests are attached to all appointment documents that are not specifically exempted from SROA.

Hiring Supervisor's Responsibility

The hiring supervisory is responsible for:

- Following SROA policies and procedures.
- Completing a SROA clearance form or SROA exemption request and ensuring that it is submitted to either the IPO or the Personnel Operations Section analyst for processing.
- Ensuring that SROA clearance or exemption approval is received prior to making a hiring commitment for all appointments not specifically exempted from SROA.

SROA Exemption Requests

All SROA exemption requests shall:

- Provide sufficient information to support the exemption and meet all criteria requirements listed in the SROA Policy and Procedures Manual.
- Be signed by the appropriate hiring authority or any member of the Director's Executive Staff.
- Be forwarded to the Personnel Operations Section analyst for review and submission to the DPA. Requests for facilities shall be submitted to the IPO form submission to the Personnel Operations Section analyst.

31060.7.2 Departmental Restriction of Appointments

The DROA process is intended to assist in the placement of surplus employees resulting from administratively approved program changes or budget-induced position reductions and to avoid a layoff.

This process applies to all appointments except:

- Emergency appointments.
- Mandatory reinstatements.
- Promotions in place that do not result in a true vacancy (e.g., Staff Services Analyst to Associate Governmental Program Analyst).

Departmental Placement Coordinator Responsibilities

The departmental placement coordinator shall:

- Publish and distribute the list of classes for which approval is required prior to appointment.
- Update the list as necessary.
- Upon notification from the IPO that a surplus exists, submit a memorandum to the LRB requesting union notification of the surplus.
- When the union has been notified, send an informational surplus employee memorandum to all employees in the affected classification(s).
- Review requests to fill vacancies on an exceptional basis or when no interest in the vacant position has been expressed by the DROA candidates.
- Take or recommend appropriate appointment actions.
- Actively monitor the voluntary placement of surplus employees to appropriately classified vacant positions.
- If necessary, work with the hiring authority, the Labor Relations Office and the appropriate control agencies to coordinate involuntary transfers and/or an employee layoff.

The informational surplus employee memorandum shall include a current list of vacancies in the affected employee's classification.

The employee will be given the opportunity to voluntarily seek a vacant position.

If voluntary placement options are unsuccessful, the employee shall be reassigned to a different location or a comparable classification in the same location.

Institutional Personnel Officer Responsibilities

The IPO shall submit timely monthly lists of current and anticipated vacant positions for the classes on DROA directly to the departmental Personnel Officer.

Prior to filling a position listed on the restricted hiring list, the IPO shall take the following steps:

- Contact the IPO of the organization where the surplus exists to obtain the names and addresses of the employees on DROA.
- Send out a CDC Form 1486, Departmental Restriction of Appointment (DROA) Clearance and Waiver, to all affected employees. Telephone contacts may be made but shall be followed up with a CDC Form 1486.
- Secure approval to fill the vacancy from the Personnel Operations Analyst if no interest is expressed by the employees on DROA. This approval only applies to the DROA restrictions and is not intended to replace or supersede other hiring requirements. Such requests for approval may be by telephone but shall be confirmed in writing.
- Complete a CDC Form 1162, State of California Departmental Restriction of Appointments Confirmation Letter, for each classification.
- Submit a copy to the Personnel Operations Analyst within ten calendar days after verbal approval is received and to the IPO at the surplus institution for audit purposes.
- Retain a copy for the originator's files.

Special Exceptions

Requests for exceptions (including LT and intermittent appointments) to this process shall:

- Be signed by the appropriate hiring authority or any member of the Director's Executive Staff.
- Be forwarded to the Personnel Operations Analyst for review and approval.
- Provide the following information:
 - The nature of the critical need and why identified DROA eligibles cannot meet the needs of the position.
 - A copy of the position duty statement.
 - The consequence if any exception is not granted.

The projected time frame for any employee to remain on the DROA list is approximately 120 days. Within this 120 days, the following activities take place:

- The classification is placed on DROA and frozen to preclude appointments to the class without obtaining appropriate DROA clearances.
- The Personnel Operations analyst notifies the employees in the affected class of the action while simultaneously notifying the LRB so they can notify the union.
- The Personnel Operations analyst actively monitors the placement of surplus employees to appropriately classified vacant positions. If the employee is not placed, they are given an official involuntary transfer notification 60 days prior to the proposed action.

31060.8 Peace Officer Designations

Certain departmental employees are designated as peace officers (see CCR (15)(3) 3291[b]).

Temporary Peace Officer Designations

Any person summoned to the aid of a uniformed peace officer shall be vested with such powers as are delegated by the summoning officer or as are reasonably necessary to properly assist such an officer.

Therefore, any employee officially assigned to act in the peace officer capacity of classifications listed in CCR (15) 3291(b) is a peace officer.

Employees assigned to perform peace officer duties or summoned to aid during an emergency are designated peace officers for the duration of the emergency or until relieved of peace officer duties.

31060.8.1 Designating Additional

The Director is authorized by PC 830 to designate any non-listed employee as a peace officer. Performance of the following functions as a regular, on-going job requirement shall be a major determinant in designating non-listed employees as peace officers:

- Regular use of firearms with authorization to use deadly force and less-than-lethal devices for which specialized training is mandated.

- Transportation or supervision requiring arms and/or restraints of inmates outside of facility property.
- Investigation of felonies committed in prison as a major part of the employee's duties.
- Exercise of peace officer powers as applied to the general public as in the case of visitors or demonstrators.
- Regular supervision of a significant number of peace officers in the performance of their duties.

31060.8.2 Minimum Legal Standards for Peace Officer

Revised July 19, 2012

Appointments

Persons appointed to peace officer classifications shall meet all of the following minimum legal qualifications and standards prior to appointment:

- Be a citizen of the U.S. or a permanent resident alien who is eligible for and has applied for citizenship.
- Be 21 years of age or older.
- Be fingerprinted for purposes of search of local, State, and national fingerprint files to disclose any criminal record.
- Be of good moral character, as determined by a thorough background investigation.
- Education: Equivalent to completion of the twelfth grade. Demonstrated by: (1) possession of a high school diploma issued by a U.S. Institution; (2) passing the California High School Proficiency test; (3) passing the General Education Development (GED) test meeting California high school graduation standards; or (4) possession of a college degree (Associate of Arts or higher) from an accredited college or university.

Note: Any accreditation or approval shall be from a state or local government educational agency using local or State government approved accreditation, licensing, registration, or other approval standards, a regional accrediting association holding full membership in the National Council for Private School Accreditation (NCPSA), an organization holding full membership in the Commission on International and Trans-Regional Accreditation (CITA), an organization holding full membership in the Council for American Private Education (CAPE), or an accrediting association recognized by the National Federation of Nonpublic School State Accrediting Associations (NFSSAA).

This provision shall not apply to any public officer or employee who was employed, prior to the effective date of the amendment of GC Section 1031, made at the 1971 Regular Session of the Legislature, in any positions declared by law prior to the effective date of such amendment to be peace officer positions.

- Be free from any physical, emotional, or mental condition which might adversely affect the exercise of the powers of a peace officer. Physical condition shall be evaluated by a licensed physician/surgeon. Emotional and mental condition shall be evaluated by a licensed physician/surgeon or by a licensed psychologist who has a doctoral degree in psychology and at least five years of postgraduate experience in the diagnosis and treatment of emotional and mental disorders.

31060.8.2.1 Required For Peace Officer

Revised July 19, 2012

No person shall be appointed to or begin training as a peace officer until a physical abilities test, background investigation, a medical examination, and a psychological screening has been completed and written clearance has been received from the Chief, Office of Peace Officer Selection (OPOS), or their designee.

Exceptions

The physical abilities test is required only for Correctional Officer (CO), Youth Correctional Officer (YCO), and Youth Correctional Counselor (YCC) classification.

A background investigation shall not be required if the applicant is:

- A peace officer currently employed by the Department.
- Being appointed by mandatory reinstatement to a peace officer classification.
- A retired annuitant who will be performing in an administrative capacity only.

31060.9 Peace Officer Recruitment, Evaluation, Testing, and Selection

Revised December 27, 2010

To ensure an effective and diverse peace officer work force, the Department shall:

- Actively recruit entrance-level applicants.
- Carefully evaluate, examine and test applicants prior to appointment, including:
 - List appointment.
 - Reinstatement.
 - Lateral Transfer.
 - T&D Assignment.
 - Other forms of appointment.

31060.9.1 Office of Peace Officer Selection Functions

Revised July 19, 2012

The OPOS shall administer the following functions:

- The examinations for CO, YCO, YCC, and CCI.
- Physical abilities test, background investigation, medical examination, and psychological screening pursuant to the request of a hiring authority wishing to appoint a non-peace officer applicant to a peace officer position (see DOM 31060.9.3.3).
- Appointment of CO, YCO, and YCC from the eligible list.
- Reinstatements to CO, YCO, and YCC for cadets rejected from the Basic Academy.
- Coordination of requests for Criminal Identification and Information (CI&I) State Summary– Criminal History (SSCH) from State DOJ (see DOM 31060.18).

31060.9.2 Peace Officer Recruitment

Revised December 27, 2010

Various federal and state laws, executive orders, and court decisions regulate California civil service employment and provide the basis for recruitment programs.

Recruitment shall be conducted by the Office of Workforce Planning and Selection (OWPS) at the request of OPOS.

Goals and Objectives

The Department is committed to an aggressive EEO Program, recognizing the need to employ all segments of the population.

The Department intends to:

- Use to the maximum all available human resources.
- Provide EEO to all on the basis of merit and fitness, without regard to age, sex, race, national origin, religion, disability, sexual orientation, or political affiliation.
- Achieve and maintain a work force which represents by occupational group, responsibility level, and salary level the diverse ethnic and cultural groups found within the State.
- Attract qualified applicants to compete for appointment in the Department.
- Increase the overall effectiveness of our law enforcement community.
- Increase qualified minority group/affirmative action representation within the Department's law enforcement community.
- Enhance the Department's public image through advertising in all phases of the media, personal contacts with citizens in the community, and enlightening the public with regard to the operations of the Department.

31060.9.2.1 Office of Peace Officer Selection Responsibilities

Revised December 27, 2010

The OPOS shall:

- Report on the ethnic and sex representation of the CO, YCO, YCC, and CCI examination applicant pool.
- Via the OWPS place paid advertisements as needed to publicize the CO, YCO, YCC, and CCI examinations.
- Via the OWPS develop, maintain, and use a mass mailing roster of community based agencies to publicize the CO, YCO, YCC, and CCI examinations.
- Via the OWPS refer announcement and solicitations regarding job fairs and other recruitment related activities to the institution recruitment coordinator nearest the event.

- Serve as a resource to departmental managers, supervisors, and recruitment coordinators.
- Evaluate departmental recruitment efforts for CO, YCO, YCC, and CCI.

31060.9.2.2 Institution/Parole Responsibilities

Revised December 27, 2010

Division of Adult Institutions (DAI) and Division of Adult Parole Operations (DAPO) staff perform specific recruitment activities tailored to meet the needs of their respective communities as well as those with statewide impact.

31060.9.3 Peace Officer Appointment Process

Revised December 27, 2010

OPOS shall appoint YCOs and YCCs to peace officer positions. The hiring authority is to assure that all legal and policy requirements are met prior to the effective date of the appointment.

31060.9.3.1 Office of Peace Officer Selection Clearances

Revised December 27, 2010

The hiring authority is to obtain the necessary OPOS clearances (DOM 31060.8.2.1) prior to appointing to a peace officer position any applicant who is not currently a departmental peace officer employee by submitting the CDC Form 1923, Individual Service Request (ISR), to the appropriate testing center.

31060.9.3.2 Testing Center Service Areas

Revised December 27, 2010

Northern Testing Center:

- PBSP.
- CCC.
- FSP.
- SAC.
- CMF.
- SOL.
- NCWF.
- SQ.
- MCSP.
- NCYCC.
- NACYCF.
- Parole Region I.
- Parole Region II.
- Headquarters.

Central Testing Center:

- SCC.
- DVI.
- CCI.
- COR.
- WSP.
- NKSP.
- ASP.
- PVSP.
- CCWF.
- VSPW.
- CMC.
- CTF.

Southern Testing Center:

- LAC.
- CIM.
- CIW.
- CRC.
- RJD.
- CVSP.
- ISP.
- CEN.
- CAL.
- VYCF.

- SYCRCC.
- Parole Region III.
- Parole Region IV.

31060.9.3.3 Individual Service Request Process

Revised December 27, 2010

The CDC Form 1923 shall be:

- Signed by the IPO; Business Manager; Associate Warden, Business Services; Chief Deputy Warden; Warden; PA; RPA; Assistant Deputy Director; Regional Administrator; Assistant Director; or Deputy Director or designee and mailed to the Regional Testing Center, Attn: Regional Testing Officer.

A bona fide job offer to the applicant.

The following shall be included with the service request:

- Completed Personal History Statement and two notarized "Authorization to Release Information" forms.
- Completed Background Investigation Questionnaire (OPOS 1901).
- State Application (STD 678).
- Certified Birth Certificate or original Naturalization Certificate or approved Citizenship Application by USCIS.
- Copy of Marriage Certificates or Divorce Decrees.
- Sealed/certified high school and college transcripts.
- Copy of Conditional Offer of Employment.
- Current credit report.
- Copy of Proof of Valid Auto Insurance.
- Copy of DD214 Military Discharge form (Member 4 – Long Form).

The Chief, OPOS, will notify the hiring authority if clearance for hire is granted or withheld by memorandum.

If the hiring authority disagrees with the Chief, OPOS, the decision may be appealed to the Deputy Director through the appropriate Associate Director.

The written appeal shall be routed to the Deputy Director, Human Resources (HR), for a recommendation.

The Deputy Director's decision shall be returned by the Associate Director, HR.

The Associate Director, HR, shall forward copies of the decision to:

- The submitting Hiring Authority.
- The Chief, OPOS.

31060.10 Basic Academy

All appointees to the class of officer must attend the Basic Academy. Effective dates of appointments are to coincide with the first date of the Basic Academy they are to attend.

Exceptions

Reinstating officers whose last departmental position was officer and whose break in service was less than one year. The Warden can require attendance if the training is deemed necessary.

Reinstating officers exempted from Basic Academy attendance by the Chief Deputy Director.

Officers reinstated because of a mandatory reinstatement. The Warden can require attendance if the training is deemed necessary.

31060.10.1 Permanent Intermittent Officers

Revised December 27, 2010

Permanent Intermittent (PI) Officers shall be given priority consistent with list eligibility or SPB Rule 277 for permanent full-time vacancies.

Within two weeks of the start of each Basic Academy, the OPOS will issue a notice to the Wardens of the eligibility standing of the PIs for full-time positions.

31060.10.2 Hardship Transfers

Revised December 27, 2010

Officers attending the Basic Academy requesting a hardship transfer shall submit a request to the Chief, OPOS. All other officers requesting a hardship transfer shall submit requests to the Warden of the proposed and the releasing facility. (See DOM 3310.21.1 for process.)

31060.11 Good Faith Civil Service Appointments

Revised December 27, 2010

A valid civil service appointment is made and accepted in "good faith" under the civil service statutes and SPB rules.

To Make a Valid Appointment

In order to make an appointment in "good faith," the Secretary and the designated hiring authorities shall meet the following requirements:

- Intend to observe the spirit and intent of the law.
- Make a reasonable and serious attempt to determine how the law is applied.
- Assure that positions are properly classified.
- Assure that appointees have civil service appointment eligibility.
- Intend to employ the appointee in the class, tenure, and location to which appointed under the conditions reflected by the appointment documents.
- Assure the Personnel Transactions staff have reference materials, training, and supervision necessary to avoid mistakes.
- Respect the rights and privileges of other persons affected by the appointment; avoid any appearance of coercing an eligible to waive rights to an appointment.

In order to accept an appointment in "good faith," an employee shall:

- Intend to serve in the class to which the employee is being appointed under the tenure, location, and other elements of the appointment as reflected by the appointment document.
- Provide the appointing power with complete factual and truthful information necessary for a proper appointment.
- Make a reasonable attempt to seek correction of any aspects of the appointment that the employee knows are illegal.

31060.11.1 Sanctions for Violating Good Faith Requirements

Revised December 27, 2010

Any officer or employee who knowingly violates or directs any officer or employee to violate these provisions shall be subject to any or all of the following:

- Adverse action.
- Civil sanctions.
- Criminal sanctions.

The SPB Executive Officer may cancel an illegal or improper appointment if lack of "good faith" exists on the part of either appointing power or employee.

31060.12 Request to Appoint Into a Different Location

Revised December 27, 2010

When making appointments to positions that are rostered in a different location than the hiring authority, the hiring authority shall use the agency code where the position is rostered on its internal appointment request document.

- This occurs, for example, when an employee of the Education and Inmate Programs Section works at the CIM, and the position is actually rostered in Sacramento County.
- This separate identification is critical for audits and seniority list requests. Seniority lists must accurately reflect all employees in affected classes and their locations.

31060.13 Contacting Eligibles on Certification Lists

Revised December 27, 2010

Eligibles from certification lists shall be contacted by the following methods only (see SPB Rule 258 for applicable time limitations):

- CDC Form 1237, Waiver, shall be mailed to the eligible's home address.
- Telegram and mailgram may only be used when the vacancy requires filling in a short period of time.
- Telephone or verbal contact with results confirmed in writing to the eligible.

The FAX shall not be used.

31060.14 Oath of Allegiance/Declaration of Permission to Work

Revised December 27, 2010

The STD Form 689, Oath of Allegiance and Declaration of Permission to Work for Persons Employed by the State of California, shall be signed by every employee within thirty days of appointment.

Citizen

U.S. citizens shall sign the Oath of Allegiance; which shall be valid until the employee permanently separates from State employment. Validation may be made by the following:

- Executive staff, hiring authorities, personnel assistants, and those in the direct chain of command of the personnel assistants.
- Anyone who by law has the authority to administer oaths (i.e., public notaries; the Attorney General; judicial officers; and county officers like the DA, sheriff, county clerk, or justice of the peace).

No fee shall be charged by any person before whom the Oath is taken and subscribed.

Noncitizen

Non-citizen employees shall complete the Declaration of Permission to Work.

If a legally employed non-citizen becomes a naturalized citizen, the Oath of Allegiance shall be completed.

31060.15 Federal Employment Eligibility Verification

Revised December 27, 2010

All applicants hired after November 6, 1986, shall complete and sign a U.S. Citizenship and Immigration Services (USCIS) Form I-9, Employment Eligibility Form, before being appointed.

Staff shall review and verify in accordance with directions on the back of the form.

The OPOS shall:

- Ensure completion, review and verification for all entry-level peace officer applicants including lateral transfers and reinstatements.
- Forward the completed forms to the appropriate local personnel/payroll office.

Local personnel/payroll officers shall:

- Ensure completion, review and verification of applicants for all other classifications.
- File and retain the forms (see DOM 31060.18).

31060.16 Criminal Records Check

Revised December 27, 2010

A criminal records check is a requirement for employment with the Department and includes:

- Consent to be fingerprinted. (Live scanned.)
- Request for and review of the CI&I SSCH.

Process

Applicants for all employment shall be live scanned at the earliest possible time if an appointment is expected. The live scan shall be processed as follows:

- Personnel staff shall fax the live scan form BCII 8016 to OPOS, Selection Support Section, the day applicant is live scanned.
- **Note:** The facility/office region acronym shall be written in the space titled "Your Number" on the front of the live scan form.
- Live scan transmission will be transmitted directly to State DOJ.
- OPOS forwards DOJ responses to the originator of the request.
- The hiring authority or designee shall complete the DOJ/FBI Employee Responses form provided by OPOS and shred the DOJ responses unless the response is a rap sheet. Rap sheets are to be filed in a secure, confidential location.
- The CCRM shall review DOJ responses for persons appointed to positions which allow access to inmate records or EDP terminals capable of access to electronically stored inmate records.

31060.17 Pre-Employment Documentation

Revised December 27, 2010

The following records shall be on file in the local personnel/payroll office prior to appointment of an applicant:

- CI&I SSCH.
- Live scan.
- USINS Form I-9.
- Physical examination report.

31060.18 Retention of Personnel Records

Revised December 27, 2010

All applications; supplemental applications; personnel, membership, or employment referral records; and files of applicants shall be retained a minimum of two years in a confidential file.

Unsolicited applications are excluded from the retention requirement.

Transferring Employees

The following documents are retained in the separated employee's folder once the employee transfers:

- One copy of the CDC Form 647, Request for Personnel Action, or CDC Form 647-A, Request for Personnel Action-Institutions.
- One copy of the STD Form 612, Transfer Data Sheet.
- CDC Form 648, Report of Separation.
- A copy of the separation checkout list (if used).

Other material in the official Personnel Folder shall be purged according to the SAM 1670 and the remaining contents forwarded to the receiving location.

Employment Eligibility Verification Forms

USCIS Form I-9 shall be:

- Maintained in a file separate from the Official Personnel Folder.
- Retained for three years after the date of employment or for one year after termination of employment, whichever is later.

No Longer Interested Notification Forms

A DOJ, CI&I Form 8302, No Longer Interested Notification (NLI) Form, shall be submitted to State DOJ by each personnel section on any of the following who were fingerprinted at the time of application or appointment:

- Employees who are terminated or separated from the Department.
- Contracted workers, volunteers, vendors, or other service providers whose services are no longer required by the Department.
- Applicants who were fingerprinted but not hired by the Department.

NLI Forms should not be sent to DOJ on retired employees.

31060.19 Photographs

Revised December 27, 2010

Current photographs shall be taken of all employees.

One photograph shall be used on the employee's personnel identification card (see DOM 31070).

One photograph shall be placed and retained in the employee's Official Personnel Folder.

Responsibility

The Personnel Transactions Section shall photograph headquarters' employees.

Facility personnel/payroll offices shall photograph facility employees.

Parole regions shall photograph their employees and forward one photograph to Personnel Transactions Section.

31060.20 Employee Exit Questionnaire

Revised December 27, 2010

The Employee Exit Questionnaire (CDC 1144) is a tool designed to examine employee movement from and within the Department.

Responsibility

The responsibility for the Employee Exit Questionnaire rests with the Personnel Services Section.

On-site coordinators within each division, facility, and parole region shall be responsible for coordinating the distribution of the questionnaire to all employees transferring, leaving, or changing classifications. If the responsibility for coordinating the distribution of the exit questionnaire is reassigned, the name of the new survey coordinator shall be provided to the Personnel Services Section promptly.

Completion of the questionnaire is voluntary. Names shall not be used and a self-addressed envelope shall be provided for mailing the questionnaire directly to headquarters.

Information from the questionnaire shall be reviewed and evaluated by staff from the Personnel Management Branch. The results and findings of the questionnaire shall then be reported to management on a regular basis.

If an employee wishes, an exit interview may be made by the employee with the Personnel Services Section.

31060.21 Revisions*Revised December 27, 2010*

The Deputy Director, HR, or designee shall be responsible for ensuring that the contents of this Article are kept current and accurate.

31060.22 References*Revised December 27, 2010*

PC § 830 and 830.6(b).

CCR (2) (1) §§ 8, 212, 258, 277, and 300 - 304, 599.810.

CCR (15) (3) § 3291(b).

GC § 1029, 1029.1, 1031, 7290 - 7299.8, 12946, 12976, 18150, 18157, 18158, 18522, 19080 - 19083, 21153.

SAM § 1670.

ARTICLE 7 — PERSONNEL IDENTIFICATION CARDS*Revised October 3, 2013***31070.1 Policy**

In order to maintain security and order within Department facilities and provide proof to other agencies and private citizens of an individual's relationship with the Department, departmental identification cards or memorandums shall be issued to employees, contractors, consultants, volunteers, advisory group members, and Department retirees.

31070.2 Purpose

This section specifies the procedural requirements for issue, retrieval, and control of departmental identification cards or memorandums.

31070.3 Definitions

For this section only the following definitions apply:

- Employee: person who works directly for the California Department of Corrections and Rehabilitation (CDCR).
- Individual: employee, volunteer, CDCR retiree, consultant, contractor, or advisory group member.

31070.4 Responsibilities

Local personnel offices shall:

Issuance

- Order, securely store, and issue identification cards.
- Verify completion of preemployment documentation (i.e., criminal records check, medical examination/health questionnaire, etc.). [See Department Operations Manual (DOM) 31060.]
- Maintain the hiring authority's record of issuance and retrieval of identification cards.

Individuals or the designated authority shall complete and sign form CDCR 894-A for each identification card issued them. Individuals shall, while on duty and/or while on the grounds of a Department institution/facility, carry their identification cards on their person and produce the card upon request.

Retrieval

Individuals shall surrender the identification card to their supervisors or local personnel offices-under the following circumstances:

- On or before the expiration date shown on the card.
- Upon separation from the Department.

An employee transferring, promoting, or demoting within the Department shall retain the identification card until a new card is issued.

- The receiving facility or headquarters shall collect and void the old Identification card (ID) by cutting off the signature without removing the card number.
- The voided card shall be returned to the sending location for destruction. The date of destruction is entered in the record maintained by the sending location.

Tracking

Each hiring authority, by the local personnel, shall maintain a database, binder, or bound book for a record of information on the issue, return, and disposition of each identification card. This record shall include the following information:

- Name of individual.
- Class title.
- Date issued to the individual.
- Serial number.

- Signature of individual or designated authority.
- Public Employment Representative Board (PERB) or designation, (i.e., management, supervisory, confidential, or rank and file, retired, temporary, or volunteer).
- Expiration date.
- Date card is destroyed because of expiration, separation, or transfer or is replaced because the card was lost, stolen, or mutilated.

31070.5 Features**Photograph**

New employees shall be provided an identification card with photo on the first day of employment with CDCR.

Lamination

All identification cards shall be laminated.

Titles

Civil service or exempt class titles shall be used on identification cards for all departmental employees with the exception of Career Executive Assignment positions in which case working titles are used.

Borders (bold)

The title on each ID card has a corresponding colored border as indicated below:

- Red=Management and Confidential Employees
- Green=Temporary (Contractors, Consultants, Non-CDCR)
- Blue=Supervisory
- Brown=Volunteers
- Gold=Retirees
- No Border=Non-Supervisory

Customized Artwork (bold)

The customized artwork for Peace Officers is the 7-point star and artwork for Non-Peace Officer Staff is the CDCR logo.

31070.6 Distribution

Identification cards shall be distributed consistent with Departmental standards.

31070.7 Lost Cards**Process**

Any individual who loses the departmental identification card shall immediately report the loss to the Warden, Regional Parole Administrator (RPA), Central Services Captain, or division administrator.

Notice

When an individual reports the loss of an identification card, the facility, parole region, or division shall:

- Send a notice to all other facilities advising of the loss. This notice shall include the individual's name and type of identification card, and any information relevant to possible misuse of the card.
- A copy of the notice (memo or form) shall be included with the CDCR 894-A when requesting a replacement card.

The notice shall specify: "Should anyone attempt to use the lost identification card to gain entrance to your facility, please confiscate the card and notify this facility/region/division at once."

If a card is mutilated, lost, or stolen, a new card shall be issued immediately.

31070.8 Retired Peace Officer Concealed Weapons Endorsement

It is the policy CDCR to allow honorably retired peace officers; who meet the training requirement in Penal Code (PC) 832, and who qualify with the firearm pursuant to PC section 25475, the privilege to carry a concealed weapon unless the privilege is denied or revoked by the agency from which they retired. PC 25460(c) requires the ID card of honorably retired peace officers who have applied for and been approved to carry a concealed weapon include a "Carry a Concealed Weapon (CCW) Approved" endorsement.

It is the intent of the CDCR that all retiring peace officers who request a CCW endorsement and have not been excluded receive their retired ID cards with "CCW Approved" on the last day of their employment.

31070.8.1 Purpose

The purpose of this policy is to provide authorization for the issuance of retired peace officer ID cards with the endorsement authorizing permission to carry a concealed weapon, and to provide an evaluation process to preclude or remove that CCW authorization from those retired peace officers who cannot lawfully or responsibly exercise a concealed weapon privilege.

31070.8.2 CCW Endorsement Authority

Approving authority for issuing the initial ID cards and CCW endorsements to peace officers retiring from CDCR is delegated to the retiree's hiring authority, i.e., Wardens, RPA, Deputy Director (DD), or Associate Directors (AD). The aforementioned hiring authorities shall use the direction in this policy and good judgment to make the approval decisions.

The authority to approve the renewal of previously approved CCW endorsements for all retired peace officers whose histories are clear of any disqualifying factors is delegated solely to the Captain, Office of Correctional Safety (OCS). The OCS has authority to disapprove the renewal or revoke a previously approved CCW endorsement for any retired peace officer whose criminal, medical, or mental histories reflect any disqualifying factors.

31070.8.3 Initial Endorsement Procedures

Employees wishing to receive a CCW endorsement on their retired peace officer ID card shall submit the following documents to the Institutional Personnel Officer (IPO), or the Chief, Office of Personnel Services (OPS), for headquarters employees, 60-180 days prior to their retirement date:

- CDCR Form 894-A, Personnel Identification Card Information.
- CDCR Form 1051, Request to Carry a Concealed Firearm and Questionnaire.
- CDCR Form 1052, Endorsement to Carry Concealed or Loaded Firearm.
- CDCR Form 1053, Authorization to Release Medical, Surgical, Psychiatric Care & Treatment Information.
- CDCR Form 1054, Office of Internal Affairs, CCW Clearance Report.
- CDCR Form 2164, Live Scan Response Form.
- Office of Peace Officer Selection (OPOS) Form 8016, Request for Live Scan Service with payment for all applicable fees.
 - Live Scan fingerprints must be taken for all retirees requesting a CCW at the retiree's expense. Payment for all applicable fees are to be forwarded to the Office of Peace Officer Selection, attn: Operation Support Unit.
 - The OPOS Form 8016 shall have "Retired Peace Officer" entered on the "Job Title" line.
 - The "Your Number" line shall have the institutions or unit's initials and date entered (e.g. PBSP 06-15-07 or Reg. II 06-15-07).
 - The Live Scan operator will select the option "Retired Peace Officer."
 - The Live Scan operator will type "Retired Peace Officer" as the classification.
 - The OPOS Form 8016 form must be faxed to the OPOS.
 - At least the Department of Justice (DOJ) and Federal Bureau of Investigation (FBI) responses must be received back prior to approving and issuing the CCW endorsement.
 - When "clear" responses are received, they shall be recorded on the DOJ/FBI Employee Response form and then shredded.
 - Arrest/Criminal History (Rap sheet) responses shall be recorded, kept and included in the application package for review by the Warden.
 - Contact the OPOS to check on delayed (DOJ/FBI/Firearms) responses.

31070.8.3.1 Approval/Denial

When notified that a retiring peace officer employee has requested a CCW endorsement, the IPO, or Chief of OPS (for headquarters employees) shall review the employee's official personnel file (OPF) for institution, parole, and headquarters employees. The IPO or Chief of OPS, using the CDCR Form 1053, shall review the employee's Return-to-Work Coordinator (RTWC)/Health and Safety for Workers' Compensation case file for institution and parole employees. The IPO/OPS shall ask the Office of Legal Affairs, (Worker's Compensation Team) to review the employee's RTWC/Health and Safety for Workers' Compensation case file, and report any factors/considerations to the OPS. The review of the OPF for parole employees will be coordinated with the Office of Personnel Services. Each of these reviews will determine if there are any of the following disqualifying factors/considerations:

- Subsequent arrest notifications indicate the employee has a disqualifying conviction or charge pending litigation.

- The employee is retiring in lieu of termination (PC 16690 and, or "DISHONORABLY RETIRED"), whether or not the CDCR chooses to take punitive action.
- For violating any departmental rule, or State, or federal law, that if violated by an officer on active duty, would result in that officer's arrest, suspension, or removal from the agency. PC 26305(d)
- The employee's privilege to possess a firearm or to carry a concealed weapon pursuant to PC 830.5(c) has been revoked or is currently revoked.
- The employee is under investigation for an offense that, if the charges were sustained, could result in an active employee's arrest, suspension, or dismissal from the CDCR (PC 26305(b) (i.e., misdemeanor violations listed in PC 29800-29875 and violent offenses listed in PC 29900-29905).
- The employee is retiring because of:
 - (1) Employee has a psychological disability (PC 26305(a)).
 - (2) Employee has been found to have a psychological disability in the adjudication of a worker's compensation claim.
 - (3) Employee has a psychological condition indicated in any other document.

[Note: parts 2 and 3 are "factors" to be considered on a case-by-case basis, depending on extent and recentness of the condition.]

The IPO/OPS shall complete CDCR Form 1052, Endorsement to Carry Concealed or Loaded Firearm, for submission to the hiring authority.

The IPO/OPS shall fax the CDCR Form 1054 to the Special Agent-In-Charge (SAIC) at the Office of Internal Affairs (OIA). The OIA shall determine if the employee is currently under investigation for a prohibiting offense. The OIA shall document the information on the CDCR Form 1054 and fax it back to the IPO/OPS within two working days of receipt. If the response is "Not Clear", the OIA shall be contacted for information on which to base the approval or denial.

The IPO/OPS shall submit the completed CDCR Forms 1051, 1052, 1053, 1054, 2164, 894-A and OPOS Form 8016 to the hiring authority for review. The package must also include all other documents upon which the decision will be made. For example, if it is a disability retirement, the Public Employees' Retirement System (PERS) letter describing the medical decision would be necessary. The hiring authority will review the entire package and determine if the CCW endorsement is to be issued. A CCW endorsement is to be issued on the day of retirement unless the employee has any of the listed disqualifying factors, or if two Live Scan responses are still pending and the request was submitted less than 60 days prior to retirement. [If responses have not been received within 60 days, the Live Scan submission process should be investigated for the problem. The OCS or OPOS may be contacted for assistance.] The hiring authority can also show 'good cause' to deny the CCW endorsement for reasons not outlined above, such as acts of violence or conduct which jeopardized the safety of the public, staff, or inmates. The hiring authority shall sign the CDCR Form 1052 and approve or disapprove the application.

If the CCW endorsement is approved, the IPO/OPS shall:

- Issue the CDCR Retired ID card with the "CCW Approved" endorsement and the notation "CCW Approved Expires: *date*" (five years from date of issue) to the retiring employee. Write the ID number and expiration date on the CDCR Form 894-A.
- Forward the entire application package to the OCS. The OCS shall review the package for quality control and add the retiree's name and information to the departmental CCW database.

If the CCW endorsement is denied, the hiring authority shall notify the employee in writing of the specific reason for denial and advise him/her of the appeal process, including the 15-day response time. The hiring authority will include a copy of the letter of denial, along with any supporting documentation upon which the decision was based, in the complete package and forward it to the OCS.

An employee who has been denied may appeal in writing within 15 days following the receipt of the notice denying/revoking an endorsement to carry a concealed weapon. The appeal shall be directed to the managerial level above the authority of the level issuing the denial. The appeal shall describe the reason(s) the decision to deny the endorsement should be reversed.

The employee shall be notified in writing of the managerial decision. If the managerial decision sustains the CCW endorsement denial, the letter shall state the reason(s) and also outline the process for the retiree to request a Good Cause Hearing (GCH) (unless a GCH is precluded by PC) and shall

include the 15-day response time (PC 26315(c)). A copy of the notice shall be provided to the EOU. If requested, the EOU will convene a GCH review board pursuant to PC 26320. Only "HONORABLY RETIRED" peace officers are entitled to a GCH per PC 25455(c).

31070.8.4 Other Requests for CCW Endorsements

An honorably retired peace officer who did not request a CCW endorsement at retirement and decides to obtain one later, may submit a request for a new retired ID card to the hiring authority who last supervised them. The retiree shall obtain, complete, and submit the same forms as listed in the previous section, including Live Scan fingerprints with payment for all applicable fees. The approval process shall be the same as outlined above; except that, all three responses (DOJ/FBI/Firearms) to the fingerprint check must be received back and reviewed prior to the CCW endorsement being approved or denied by the hiring authority. Upon approval or denial, the policy shall be followed as stated in the previous section.

31070.8.5 Renewal of Endorsement

Honorably retired peace officers requesting renewal of a CCW endorsement are to obtain, complete, and submit the forms listed below to the OCS at 60-180 days prior to the expiration date on their current ID card. A retiree may request renewal forms at any CDCR personnel office (institutions, and CDCR headquarters) regardless of the hiring authority. That personnel office shall be responsible to obtain a current photo, process the CDCR Form 894-A, and send the entire package to OCS for processing and approval. Live Scan fingerprints are only required as described below.

- CDCR Form 894-A.
- CDCR Form 1051.
- CDCR Form 1052.
- CDCR Form 1053.
- OPOS Form 8016.
 - Live Scan fingerprints are required only once from each retiree.
 - If they were correctly submitted for the initial CCW, they are no longer required.
 - Call or e-mail the OPOS to verify the retiree's name in their database.
 - If the retiree is not in the database, Live Scan must be submitted for the renewal with payment for all applicable fees. Applicable payments are to be forwarded to the Office of Peace Officer Selection, attn: Operation Support Unit.
 - Enter "inst. - date" on the "Your Number" line.
 - The OPOS Form 8016 must be faxed to the OPOS by the Live Scan operator or retiree.
 - At least the DOJ and FBI responses must be received back prior to forwarding the renewal package to the OCS.
- CDCR Form 2164 is included only if Live Scan is required.

The OCS shall review the documents. The renewal application shall be approved, unless there is good cause to deny/revoke for reasons outlined in Approval/Denial section of this policy. If the application is to be approved, the Captain, OCS, shall sign the CDCR Form 1052, and fax it to the location where the retiree will be issued a new CCW endorsed retired ID card, with an expiration date five years from date of issue to the retiree. That expiration date and the ID number shall be written on the CDCR Form 1052 by Personnel and faxed back to the OCS for entry into the database.

If, for administrative or procedural purposes, an extension of the privilege to carry a concealed firearm is necessary, the Captain, OCS, may authorize an extension of up to 90 days.

31070.8.5.1 Denial of a Request for Renewal or Revocation of Authorization to Carry a Concealed Weapon

If the CCW renewal application is denied, the same procedure as outlined in Approval/Denial section above shall be followed.

If the CDCR receives a subsequent arrest notification from DOJ that reflects that a retiree with a CCW endorsement or a retiree requesting renewal of a CCW endorsement has been arrested or convicted of a prohibiting offense, the report is to be referred to the OCS. The OCS shall determine if the CCW endorsement is to be revoked or the renewal denied.

If the CCW endorsement is to be denied or revoked, the OCS shall notify the retiree in writing of the action and advise him/her of the appeal process. The OCS shall inform the retiree that the card is no longer valid and direct the retiree to immediately surrender their CCW endorsement ID card to a CDCR facility, where they shall have a new retired ID card issued without the CCW

endorsement. If the retiree refuses to surrender the ID card, the CDCR will retrieve the revoked ID card.

A retiree who has been denied may appeal in writing following the same procedure and time constraints delineated in this policy for the denial of an initial application. During the appeals process, the CCW endorsement is NOT valid.

31070.8.6 Firearms Qualifications

Every honorably retired correctional peace officer who has been issued a CCW endorsement shall qualify annually with the concealed firearm, beginning in the calendar year of the date of issue. Those correctional peace officers listed in PC 830.2(d)(1) and (2) shall be exempt from this requirement pursuant to PC 16360.

31070.9 Revisions

The Deputy Director, Human Resources, or designee shall be responsible for ensuring that the contents of this Article are kept current and accurate.

31070.10 References

CCR (15) (3) §§ 3291 and 3414.

PC §§ 16360, 16690, 25455(c), 25460(c), 25470, 25475, and 26300-26325.

DOM §§ 31040, 31060, 33010, and 55050.

ARTICLE 8 - LEAVE CREDIT AND OVERTIME MANAGEMENT

Revised September 20, 2000

31080.1 Policy

The California Department of Corrections and Rehabilitation (CDCR) shall manage employee leave credits and overtime use in a manner that provides efficient control, accountability, and fiscal responsibility.

31080.2 Purpose

This Article provides standard policy and practices to ensure that CDCR employees understand their roles in the efficient management and use of leave credits and overtime.

Included in this Article are directives to ensure that employee overtime is allowed only when required to provide the safe and efficient operation of the CDCR.

If any provision in this Article is in conflict with collective bargaining agreements, the collective bargaining agreements shall prevail as they relate to the specific represented group.

31080.3 Definitions

Sick Leave

Sick leave is the absence of an employee or qualifying family member due to illness or injury, which is serious enough that the employee is unable to work.

Vacation

Vacation is planned time off work with pay, using accrued vacation or annual leave credits, or other leave credits, excluding sick leave. The limit on the number of hours that may be accumulated during a calendar year is established by:

- The appropriate collective bargaining agreement for represented employees.
- Department of Personnel Administration (DPA) rules for non-represented employees.

Holiday

Official State Holidays are those days declared in accordance with DPA rules or by gubernatorial proclamation. Provisions are applied in accordance with DPA rules and applicable collective bargaining agreements.

Overtime

Overtime is critical and unavoidable work scheduled outside of the normal work hours of an employee, for which payment is at a higher level than usual earnings as defined in the various collective bargaining agreements for represented employees, or by the Fair Labor Standards Act (FLSA) for non-represented employees.

Depending upon their Work Week Group (WWG) designation, managers and employees exempt from FLSA or collective bargaining agreement provisions may not be eligible for overtime compensation regardless of the number of hours worked.

31080.4 Institutional Overtime/Sick Leave Management Review Process

Each Warden shall establish an Overtime/Sick Leave Management Review (OSLMR) Process. In this process, managers and employees from custody and business services shall meet and evaluate the institution's custody overtime management and sick leave use on a daily basis. The Warden or designee shall chair the OSLMR meeting. The managers and employees shall assess the institution's progress toward reducing overtime and sick leave usage reduction goals, in accordance with this Article, and review all overtime expenditures on a monthly basis.

In order to document the OSLMR, managers and employees shall maintain meeting minutes. The minutes shall include the date of the meeting, participants' names and civil service classifications, and the general findings/actions. The minutes shall not include confidential employee information.

Sick Leave Management Duties

The managers and employees shall review absences from the previous day to determine if coverage was appropriate and shall:

- Assign specific supervisors the responsibility for following-up on the welfare of an employee who appears to be developing a recognizable pattern of sick leave use/abuse (e.g., frequent days in conjunction with weekend/regular day off), or for any other reason as determined by the review process.
- Update the Bargaining Unit 6 Extraordinary Use of Sick Leave (EUSL) list to include those employees who have established a pattern of extraordinary sick leave use/abuse pursuant to the collective bargaining agreement. The agreement specifies that a pattern of "Extraordinary Use of Sick Leave" exists if an employee has more than five (5) occasions of sick leave usage which total nine (9) or more days of sick leave use within the prior twelve-consecutive-month period. Or, if an employee has three (3) or more separate occasions of sick leave in the prior twelve-consecutive-month period in conjunction with his/her established regular days off. Or an employee attempts to use sick leave on a date which the employee previously requested a different form of leave covered by the collective bargaining unit agreement, but was denied. Employees who participate in the Annual Leave Program shall not be placed on the EUSL. Sick leave used under the Family Medical Leave Act (FMLA), California Family Rights Act (CFRA), or California Labor Code (LC), Section 233 shall not be considered when determining if a pattern of extraordinary use of sick leave exists.

Overtime Management Duties

The OSLMR shall review the previous days' use of overtime due to unplanned absences to determine if all reasonable alternatives were considered before overtime was authorized, and if overtime was necessary to maintain the safe and efficient operation of the institution/region or affected area.

This review will utilize information from the Watch Office Tracking System, Personnel Post Assignment Schedule System, and any other available information, which would provide relevant data.

31080.5 Non-institutional overtime/sick leave management

In areas other than institutions/facilities (e.g., Parole Regions; Headquarters; Health Care Services operations within institutions) where overtime and sick leave usage are high, a review process similar to that of the OSLMR shall be utilized to monitor these activities on a monthly basis.

31080.6 Institutional Overtime Avoidance Pool

Each institution shall develop an Overtime Avoidance Pool (OTAP) consisting of permanent full-time employees. The number of permanent full-time employees in the OTAP will vary by institution and must be re-evaluated and adjusted regularly (at least quarterly) based on the needs of the institution. The number of OTAP permanent full-time employees needed in a specific classification at an institution is determined by:

- Establishing the average number of permanent full-time employees, by watch and classification, who have been absent during the previous 12-month period due to the following:
 - Long-term sick.
 - Industrial Disability Leave.
 - Non-Industrial Disability Leave.
 - Other extended leave.
- Adding this average to the fewest number of daily sick calls, by watch and classification, in the prior six-month period.

- Subtracting the number of sick leave relief positions already established and filled in those classifications with budgeted sick leave relief.
- Adding the fewest number of overtime positions paid on a daily basis for ongoing assignments, which are in addition to the Post assignment schedule in the previous three months. (Examples might include: transportation, hospital guarding.)

31080.6.1 Appointment Of The Overtime Avoidance Pool

The Personnel Office shall make appointment of OTAP positions in the following order:

- Into vacant positions not identified in the Institutional Vacancy Plan or otherwise identified as "salary savings" as defined in collective bargaining agreements.
- Into Institutional Vacancy Plan or "salary savings" positions.
- Into the 902 Temporary Help Blanket.

OTAP employees shall be assigned to specific watches with varied hours and regular days off and used exclusively for overtime avoidance.

31080.7 Leave Credit/Overtime Appointing Authority Responsibilities

Each appointing authority shall have overall responsibility for the management and control of employee leave credit (holiday, vacation, annual leave, sick leave, and other accrued leave) use and overtime management in his/her assigned area of responsibility, and shall:

- Ensure that all managers and supervisors are informed of leave credit, overtime management, and vacation scheduling procedures as outlined in this Section, collective bargaining agreements, DPA rules, all applicable laws and rules including, but not limited to, FLSA, FMLA, CRFA, and LC, Section 233.
- Provide managerial oversight of the sick leave, vacation, overtime, and vacancy management process to ensure that it is applied in a fair and consistent manner which conveys to all employees the importance of prudent leave credit use.
- Ensure employees are allowed to use leave credits consistent with their classification, budgeted relief, and operational considerations relative to the efficient operation of the institution and impacted work areas.
- Ensure that vacation/annual leave balances are monitored so that employee leave balances shall not exceed the maximum allowable. When it is determined that an employee's balance has or will exceed the maximum allowable, additional opportunities to take time off during the calendar year shall be allowed.
- Ensure that sufficient OTAP positions are established and filled in order to cover anticipated absences above the budgeted relief.

31080.7.1 Leave Credit/Overtime Managers And Supervisors Responsibilities

Each manager/supervisor shall have direct responsibility for the management and control of employee leave credit use and overtime management in his/her assigned area of responsibility and shall:

- Be knowledgeable of all aspects of the Department's leave credit and overtime management policy, including the vacation scheduling, sick leave, and overtime approval processes.
- Be knowledgeable of all applicable laws, rules, regulations, California Government Code, and collective bargaining agreements.
- Ensure that employees are aware of the method to request and schedule holiday, vacation, or other leave in accordance with this Article.
- Within two (2) working days from the time the supervisor receives sufficient information to make the determination that the leave is FMLA/CFRA qualifying, notifying the employee that the leave is being tentatively designated FMLA/CFRA leave (pending medical certification of a serious illness) and that the leave is being counted against their FMLA/CFRA entitlement. A verbal notice must be followed up in writing by the next payday or within two (2) calendar weeks (whichever is later). If the employee takes leave for a reason that is FMLA/CFRA qualifying, but the employee does not qualify for FMLA/CFRA leave, the supervisor must notify the employee within two (2) business days after the employee requests the time off. Failure to notify the employee of non-qualification automatically qualifies the employee for FMLA/CFRA leave regardless of length of service or hours physically worked.
- Provide that all budgeted employee positions (not designated for salary savings or included in the Institution Vacancy Plans) are established,

filled, and assigned to cover employee absences in such a manner as to avoid unnecessary overtime expenditures.

- Pre-approve all overtime and ensure that every alternative has been considered prior to granting overtime approval.
- Designate the level of approval required for authorizing overtime.
- Determine the maximum number of employees in various classifications that can take vacation and/or holiday leave at the same time within the assigned work areas. (For posted positions, the budgeted relief for those positions determines this number.)

Sick leave management responsibilities include, but are not limited to:

- Monitor the effect of sick leave related absenteeism within the assigned work area in order to mitigate this effect whenever possible.
- Maintain accurate records of employee absences relating to sick leave and evaluating these absences to determine if there is a pattern of use/abuse developing which needs to be discussed with the employee.
- Take calls from employees who call in sick and at that time, when appropriate, notify the employee that verification from a physician or other licensed practitioner must be submitted in accordance with collective bargaining agreements and all other applicable laws, rules, and regulations.
- Redistribute the absent employee's workload, when necessary, to ensure that priority work is completed on deadline.
- Ensure that CDC Form 998-A, Employee's Attendance Record, is received from each employee as required and that, where applicable, substantiation is attached. Approve the employee's CDC Form 998 for use of leave credits only after having ascertained that the absence is for an authorized reason. If disapproved, the reasons for the disapproval will be given to the employee in writing.
- Set a good example for employees by using sick leave only when absolutely required for personal and family medical cares.

Vacation and Holiday leave credit management responsibilities include, but are not limited to:

- Review the monthly list of vacation/annual and holiday leave credit balances sent out by the Personnel Office for employees assigned to their work areas and determine which employees are near or over the maximum allowable number of accrued leave credits.
- In the Institutions, designate whether requests from Correctional Officers, Sergeants, or Lieutenants to use holiday leave credit will be submitted in writing or by telephone.
 - Written requests will be time and date stamped or noted upon receipt.
 - Telephone requests will be recorded electronically using a system which specifies the time the message was received.

A file/log shall be maintained noting the time and date each request was received and whether it was approved or placed on a standby list. Designate the location(s) where employees will turn in requests to use holiday leave credit or the telephone number employees can call to request approval for using leave credit.

- Ensure that approval for an employee to use holiday leave credit does not result in overtime being required (except in an institution when a first watch commander is absent on holiday time off).
- Provide operational oversight for the leave system within his/her assigned area.
- Monitor the leave credit balances and encourage employees to use accrued leave credits throughout the calendar year in such a manner as to keep accrued balances within the established maximum limits without adversely affecting the safe and efficient operation of the work area.
- Approve requests for leave in accordance with departmental policy and procedures and the provisions of applicable collective bargaining agreements, laws, rules, and regulations based on operational need and constraints imposed in the case of licensed employees. A written notice of approval to take leave shall be provided to employees at the time of approval.

Overtime management responsibilities include, but are not limited to:

- Maintain accurate records of employee overtime used, and track the reasons overtime was required.

- Request/authorize overtime only after ascertaining that there is an absolute need affecting the safe and/or efficient operation of the institution/facility/region/department/work area.
- Ensure that work is distributed in such a manner as to avoid the need for overtime except in rare, unforeseen circumstances.

All overtime shall be pre-approved by a designated supervisor who will ensure that every other alternative has been considered prior to granting overtime approval. Within an institution, being ordered to stay on post beyond the normal end of shift or scheduled to work overtime by the Watch Office, Correctional Sergeant, or Lieutenant constitutes pre-approval.

31080.7.2 Leave Credit/Overtime Personnel Office Responsibilities

The Personnel Office is responsible for the following:

- Submitting STD Form 607 to establish all budgeted positions.
- Providing Department Heads, major Work Area Managers, and the Institutional Personnel Assignment Office with a monthly listing of employees who report to them and the accrued leave balances of those employees.
- Mailing the notice required by FMLA to employees who have been off work for several consecutive days and may be eligible under the FMLA. This shall be done by the next payday after the employee has been off for FMLA.
- Verifying that all employees are charged appropriate leave credits for all leave time off used.

Vacation Leave

- In the institutions, forwarding a list to the Personnel Assignment Office by October 1 of each year, of the current accrued vacation leave balances for Correctional Officers, Sergeants, and Lieutenants. This listing will be used during the annual vacation bidding process.

Overtime Management

- Ensuring that overtime is recorded accurately and appropriate payments are made to employees.

Holiday Leave

- Informing all employees of any additional holidays declared by gubernatorial proclamation.

31080.7.3 Institutional Leave Credit/Overtime Personnel Assignment Office Responsibilities

The Personnel Assignment Office has the responsibility to establish and fill all Correctional Officer, Sergeant, and Lieutenant posts including relief (with the exception of those in the Institutional Vacancy Plans). The Personnel Assignment Office shall schedule Correctional Officer coverage for long-term sick, long-term vacancies, vacations, or any other vacancy for which there is sufficient advance notice. Such coverage shall be assigned in such a manner as to avoid overtime whenever possible.

The Personnel Assignment Office shall have the additional following responsibilities:

Sick leave

- Provide coverage for pre-scheduled/pre-approved Correctional Officer, Sergeant, and Lieutenant sick leave absences longer than one week in duration.

Vacation leave

- Conduct the vacation bid process and then track the vacations for the Correctional Officer, Sergeant, and Lieutenant classifications.
- Ensure that the coverage provided for posted position vacations is consistent with the budgeted relief for the respective classification.

31080.7.4 Institutional Leave Credit/Overtime Custody Captain Responsibilities

Vacation

The Custody Captain has the overall responsibility for the annual vacation bidding process for Correctional Officers, Sergeants, and Lieutenants as specified in the collective bargaining agreements and this Article of DOM.

Holiday

The Custody Captain will approve holiday time off for Correctional Lieutenants and Sergeants based on the number of holiday relief positions assigned by watch and day and/or the availability for cross coverage. Requests for time off will be submitted to the Custody Captain through the normal chain of command.

31080.7.5 Institutional Leave/Overtime Watch Office Responsibilities

Filling behind leave that has not been pre-scheduled/pre-approved. The Watch Office is responsible for the daily coverage for Correctional Officers, Sergeants, and Lieutenants who call in sick or for any other unplanned absence, using resources in the following priority order:

- Internal coverage (i.e., reassignment of employees when post workload has been temporarily eliminated, such as when there are no inmates on the facility yard due to a lock down).
- Utility days.
- OTAP (including Retired Annuitants).
- Other budgeted reliefs not already assigned to cover a post for that day (e.g., sick leave, vacation, or holiday).
- Permanent Intermittent Employee (PIE).
- Voluntary Overtime.
- Involuntary Overtime.

The Watch Office is responsible for:

Sick

- Taking daily sick calls from Correctional Officers, Sergeants, and Lieutenants.
- Notifying employees when a medical verification is required.

Holiday

- Handle the day-to-day administration and approval of holiday time off for Correctional Officers based on the number of holiday relief positions assigned by watch and day.

Overtime

- Ensure that voluntary and involuntary overtime is administered according to the provisions of the specific collective bargaining agreements and the regulations of the specific WWG regarding FLSA.

31080.7.6 Institutional Leave Credit/Overtime Correctional Officer Responsibilities

The Correctional Officer's responsibilities are as follows:

Holiday

- Making every attempt to use holiday credit within twelve months of accrual.
- Providing written notice at least forty-eight (48) hours prior to canceling approved holiday leave.

31080.7.7 Institutional Leave Credit/Overtime Food Manager Responsibilities

The Correctional Food Manager/Assistant; Food Manager/Supervising Cooks are responsible for the following:

Overtime

- Scheduling daily coverage for Supervising Cooks I who call in sick or for any other unplanned absence.

31080.7.8 Institutional Leave Credit/Overtime Health Care Services Designated Supervisor Responsibilities

The Designated Supervisor at Institutional Health Care is responsible for the following:

Sick

- Taking daily sick calls from health care employees, notifying employees when a medical verification is required, and for providing daily coverage for those vacancies created by the sick call, as necessary.

Overtime

- Scheduling daily coverage for Medical Technical Assistants (MTA) and Nurses who call in sick or for any other unplanned absence. When there is no designated supervisor for Health Care Services on duty, (i.e., first watch) the Watch Office may assist in arranging coverage for MTAs and Nurses.

31080.7.9 Leave Credit/Overtime Employee Responsibilities

The employees' responsibilities are as follows:

- Submitting a completed, signed CDC Form 998-A, Employee's Attendance Record, which accurately reflects all leave taken during the month, to the Personnel Office on or before the third working day after the end of the pay period, in which the leave was taken.

- Ensuring that he/she has sufficient accrued leave credits to cover a planned absence.

Sick

- Ensuring that all sick leave requested is necessary to provide for personal medical needs or that of a qualifying family member.
- Ensuring that all sick leave requested is for an authorized reason based on laws, (including, but not limited to, FMLA, CFRA, LC 233) policy, regulations, or collective bargaining agreements.
- Providing medical verification when instructed to do so in accordance with laws, policy, regulations, or collective bargaining agreements.

Vacation

- Submitting a vacation request each year following the established procedures for their classification and/or assignment.
- Monitoring accrued vacation/annual leave balances and ensuring that sufficient vacation time is requested so that accrued balances do not exceed established maximums.

Overtime

- Working overtime only if this is pre-approved by the designated supervisor.

Employees who have questions about leave usage may contact the Personnel Office for further information.

31080.8 Leave Scheduling

Leave scheduling shall:

- Be consistent with the needs of the work area.
- Ensure an adequate work force to maintain the security and/or operation of the work area.
- Be by seniority as defined in applicable collective bargaining agreements or DPA rules for non-represented employees.

31080.8.1 Vacation

The following process shall be followed for requesting and/or approving vacations:

Correctional Officers

The Personnel Assignment Office will publish a schedule of available vacation periods by October 1 of each year. The length of vacation periods may vary from institution to institution (e.g., one week, two weeks, or three weeks). Each institution will determine the vacation periods based on the number of Correctional Officers and the number of vacation relief positions established in the budget.

Vacation request forms will be made available to Correctional Officers by October 1 of each year, which must be completed and returned to the site designated on the form within thirty (30) days of issuance. It is the responsibility of all employees to complete and submit a vacation request form each year. Correctional Officers will make their selections on the vacation request form by numbering the periods they desire in descending priority order. For example: First choice is numbered "1," second choice is numbered "2," etc.

Each Correctional Officer will be assigned a vacation on a seniority basis as specified in Bargaining Unit 6, Collective Bargaining Agreements. The Personnel Assignment Office will assign any remaining vacation periods, without consideration of seniority, to Correctional Officers who failed to submit a vacation request form or improperly completed the form.

The approved vacation schedule will be posted by December 1 of each year. Once an employee has been given an approved vacation period, he/she may not trade that vacation period with another employee as a mutual swap.

Correctional Officers may notify the Personnel Assignment Office that they wish to cancel approved vacations by submitting a written request no less than 30 calendar days prior to the scheduled vacation. Per the collective bargaining agreements for Bargaining Unit 6, Institutional employees may cancel their vacation, but may not carry over excess vacation time which may accrue as a result of the cancellation.

After the annual vacation bidding process is completed, Correctional Officers may submit requests for additional vacations should additional vacation periods open up due to cancellations, retirements, promotions, separations, employees' transferring out of the institution, or other circumstances.

These unexpected openings are called "standby vacations."

Correctional Sergeants and Correctional Lieutenants

The Custody Captain will publish a schedule of available vacation periods for all Correctional Sergeants and Lieutenants by October 1 of each year.

Vacation request forms will be made available to Correctional Sergeants and Lieutenants by each October 1. These forms must be completed and returned to the site designated on the form within thirty (30) days of issuance. It is the responsibility of all employees to complete and submit a vacation request form each year.

Correctional Sergeants and Lieutenants who are assigned to posts for which there is no budgeted vacation relief will participate in the vacation bidding process along with all other Correctional Sergeants and Lieutenants. No later than thirty (30) days before the time of the approved vacation, if it is determined that they will still be assigned to such posts at the time of their approved vacations, those vacation periods will open up as standby vacations for other Institutional employees.

Correctional Sergeants and Lieutenants will be assigned vacations on a seniority basis. Remaining vacation periods will be assigned without consideration of seniority to Correctional Sergeants and Lieutenants who fail to submit a vacation request form or improperly complete the form. The approved vacation schedule will be posted by December 1 of each year.

Correctional Sergeants and Lieutenants may request to cancel approved vacations by submitting a written request no less than 30 days prior to the Custody Captain through the normal chain of command. Correctional Sergeants and Lieutenants projected to exceed the maximum accrual of vacation/annual leave credits in the scheduled calendar year will not be permitted to cancel vacations unless alternate vacation periods can be accommodated.

After the annual vacation bidding process is completed, Institutional employees may submit requests for additional vacations. Additional vacation periods open up due to cancellations, retirements, promotions, separations, and/or employees' transferring out of the institution or other circumstances. These unexpected openings are called "standby vacations."

Standby Vacations For Correctional Officers, Correctional Sergeants, And Correctional Lieutenants

Standby vacations for which there are no existing bids will be offered to employees in the following priority order:

- Employees whose vacation/annual leave credits are over the established maximum limits or are projected to go over these limits by the end of the calendar year, will be so notified and required to submit a plan to reduce their credits to the designated supervisor. These employees shall have first priority for standby vacation periods with the highest priority being given to employees with the highest leave balances.
- Employees who had not been awarded vacations during the bidding process (transfers-in, employees who had not yet completed six month's of state service, employees who were off on long-term sick leave, NDI, or IDL, etc.).
- Employees who had requested additional vacations during the applicable vacation period, on seniority basis.

All Other Employees

By January 15 of each year, all employees (except Correctional Officers, Sergeants, and Lieutenants) will submit to their supervisors, in writing, their vacation requests for the remainder of that calendar year through February of the following year. On or before February 15 of each year, supervisors/managers will review the vacation requests. Vacations shall be awarded based on: operational need; the safe and/or efficient operation of the work area; and the number of employees by classification that may be on vacation at the same time in the designated work area. When the number of employees requesting vacation for a specific time exceeds the number that can be on vacation at the same time, vacations will be awarded by State service seniority. Employees will be informed of the approved vacation schedule by February 20 of each year.

An employee may submit additional requests for vacation throughout the year. These will be considered on a timely basis by the designated supervisors and granted whenever possible based on operational need and the safe and/or efficient operation of the work area.

Employees who wish to cancel scheduled vacations must notify their designated supervisors in writing no less than 30 days prior to the scheduled vacation.

By June 1 of each calendar year, represented employees whose vacation/annual leave balances exceeds or could exceed by December 31 the vacation/annual leave cap allowed by collective bargaining agreements or DPA rules, shall submit to their supervisor, for approval, a written plan to bring their vacation balance to the amount permitted prior to January 1 of the following year. If an employee fails to submit a written plan or adhere to an approved plan, the employee's supervisor shall order the employee to take

sufficient vacation to reduce the actual or potential vacation balance to below the authorized cap.

If it is unavoidable that the employee cannot use the scheduled time due to emergency, sick leave, or unanticipated operational needs, the employee shall be allowed to reschedule the time to be taken off.

Employees whose vacation or annual leave balances exceed their maximum cap on January 1 may not have the excess deducted from their balances.

31080.8.2 Holiday

Refer to the collective bargaining agreement, as it shall be the controlling factor if the provisions of Government Code (GC) 19853 are in conflict.

Holidays falling on an employee's day off shall be credited to an employee pursuant to current administrative practices, collective bargaining agreement provisions, and consistent with GC 19853.

The following process shall be followed for requesting and/or approving holiday time off:

Correctional Officers

A schedule of available holiday time off for Correctional Officers shall be developed for each institution by watch, based on the number of budgeted holiday relief positions at that institution. These should be assigned proportionately among all three watches based on the number of staff assigned to each watch.

All Correctional Officers will submit requests to use holiday time off at the designated time and location, approved by the appointing authority. Generally, requests for holiday time off must be submitted no later than thirty (30) days before the time off unless otherwise specified by the Custody Captain. Correctional Officer requests for holiday time off will be approved by the Watch Office on a first come, first served basis.

A Correctional Officer may notify the Watch Office of a desire to cancel scheduled holiday time off by submitting a written request to the Watch Office no later than 48 hours before the scheduled time off.

Correctional Sergeants/Correctional Lieutenants assigned to posts for which there is budgeted holiday relief:

A schedule of available holiday time off for Correctional Sergeants and Lieutenants assigned to posts with budgeted holiday relief will be developed for each institution/work area based on the number of budgeted relief positions for that institution/work area or the availability of appropriate coverage.

Correctional Sergeants or Lieutenants assigned to posts with budgeted holiday relief will request holiday time off from the Custody Captain through the normal chain of command. Generally, requests for holiday time off must be submitted no later than thirty (30) days before the time off. Requests for holiday time off will be approved on a first come, first served basis, for Correctional Sergeants or Lieutenants.

Correctional Sergeants/Correctional Lieutenants assigned to posts for which there is no budgeted holiday relief:

Correctional Sergeants and Lieutenants assigned to posts for which there is no budgeted holiday relief will request holiday time off from the designated supervisor.

Requests will be approved whenever possible, depending upon operational need, and the safe and efficient operation of the institution/work area.

Requests will be approved on a first come, first served basis based on available coverage and the safe and efficient operation of the institution/work area.

All other Employees

All other employees will request holiday time off from designated supervisors. All employees not in positions for which there is budgeted holiday relief will take the holidays off as they occur.

Requests will be approved whenever possible, depending upon operational need and the safe and efficient operation of the institution/work area. Requests will be approved on a first come, first served basis.

Full time employees who are required to work on a holiday shall be entitled to pay and/or compensating time off in accordance with the assigned WWG and collective bargaining agreement.

Less than full time employees will be entitled to partial holidays, holiday credit and/or compensation in accordance with the assigned WWG and collective bargaining agreement.

31080.9 Family Medical Leave Act (FMLA)/California Family Rights Act (CFRA)

FMLA/CFRA established an entitlement for employees who have a minimum of twelve (12) months of State service and who have physically

worked a minimum of 1250 hours in the year immediately preceding the date the leave is to begin, to a job protected leave, for up to twelve (12) workweeks in a twelve month period due to any of the following reasons:

- Reasons relating to pregnancy or childbirth (FMLA only);
- Care of a newborn child (bonding);
- Placement of a child in the employee's home for adoption or foster care;
- Care for the employee's child, parent, or spouse with a serious health condition; and/or
- Employee's own serious health condition.

A serious medical condition under the definition of the FMLA is an absence of more than three days because the employee or employee's family member is incapacitated. The absence involves ongoing or follow-up care by a medical practitioner, or a chronic medical condition so serious that if not treated, could reasonably be expected to result in the employee or the employee's family member being absent from work for more than three days.

An employee may elect to use any accrued leave credits in lieu of taking an unpaid leave with the following exception:

- Where the provisions for the use of sick leave credits are met, the employee shall be required to use any available sick leave credits for his/her own serious health condition prior to substituting other leave credits (vacation/annual leave, personal leave, holiday, etc.) or going on unpaid leave.

The employee will not be required to use sick leave credits when caring for a family member with a serious health condition. The use of other leave credits for such an absence shall be at the employee's discretion.

Time taken for a pregnancy related leave does not count toward the twelve (12) week CFRA entitlement. Approval to use sick leave credits for a birth, adoption, or foster care of a child, or to care for a child, parent, or spouse with a serious health condition is subject to the provisions of collective bargaining agreements, DPA rule, and LC, Section 233.

All leave taken for a non-work related illness or injury, which qualifies under the provisions of FMLA/CFRA (unpaid, covered by leave credits or Non-Industrial Disability Insurance) will be counted against the employee's FMLA/CFRA entitlement.

Leave taken pursuant to an approved work-related illness or injury will not be counted against an employee's twelve (12) work-week FMLA/CFRA entitlement, and the employee will be notified each time this occurs.

If the request for use of FMLA/CFRA appears to meet the criteria and the employee is eligible for FMLA/CFRA leave, the employee is to be provided with the appropriate medical certification form to forward to the treating physician and allowed a minimum of fifteen (15) calendar days to provide the medical certification to his/her designated supervisor. The employer **cannot require** the employee or physician to provide a specific diagnosis of the condition necessitating the leave. The treating physician will determine, based on an evaluation, if the employee (or the employee's family member) has a medical condition that qualifies as "serious" under the definition of the FMLA/CFRA. An employee who has a chronic documented medical condition that necessitates being absent on an intermittent basis can only be required to furnish a medical certification no more frequently than every thirty (30) days, and then only in conjunction with an absence. In all cases, the requirement to furnish medical certification can be no more restrictive than that outlined in the applicable collective bargaining agreements.

No absence which qualifies for leave taken under the provisions of FMLA/CFRA/LC 233 will be counted against any employee for purposes of determining excessive sick leave use/abuse or when considering the employee for promotion, out of class assignment, etc.

When compensating time off is used for FMLA absences, these are not counted toward the twelve (12) week entitlement so other leave credits should be used first for FMLA.

Additional details for processing FMLA is included in the CDCR Family and Medical Leave Handbook. Each Personnel Officer, Employee Relations Officer, and Return to Work Coordinator has copies of this handbook.

An employee who has had no sick leave usage, except under the FMLA/CFRA, in a twelve (12) consecutive month period shall receive a "Letter of Recognition" for excellence in the area of attendance.

31080.10 California Labor Code (LC) Section 233

Under LC 233 an employee shall be permitted to use, in any calendar year, not less than one half of one year's accrual of the employee's accrued and available sick leave to attend to the illness of a child, parent, or spouse of the employee.

The employee is protected from discipline of discrimination for using sick leave for these purposes under this Labor Code.

31080.11 Revisions

The Deputy Director, Human Resources, shall ensure that the content of this Article is accurate and current.

31080.12 References

Department of Personnel Administration Rules.

California Code of Regulations (15)(3).

Collective Bargaining Agreements.

Family Medical Leave Act.

Fair Labor Standards Act.

Labor Code, Section 233.

Government Code, section 19853.

ARTICLE 9 — EMPLOYEE DEATH

Revised October 10, 2013

31090.1 Policy

The Department shall provide for the compassionate and timely response to an employee death, and shall always attempt to adhere to the wishes of the survivors.

31090.2 Purpose

The purpose of this Section is to ensure the efficient, expeditious, and compassionate manner in which an employee death is handled and to clarify the protocol, obligations, and human side of CDCR's policy to the employee's survivors.

31090.3 Disclaimer

If provisions in this Section conflict with any statute or MOU, the statute or MOU shall prevail as it relates to the specific represented group. Any exceptions to this policy will be considered at the Deputy Director level of Human Resources.

31090.4 Definitions

Active Employee

Means an employee of CDCR who is not retired or otherwise transferred or separated from CDCR employment.

CDCR Representative

Means the employee designated by the hiring authority to represent CDCR to the deceased employee's family. The representative will usually be an administrator from Division of Adult Institutions (DAI), Division of Juvenile Justice (DJJ), Division of Adult Parole Operations (DAPO), or Administrative Programs who will exemplify CDCR's compassion, sympathy and concern for the survivor's situation and who is familiar with the contents of this Section.

Family

Means, solely for the purpose of this Section, the spouse and other immediate family members who are beneficiaries of the deceased employee.

Hiring Authority

Means the Warden, Regional Parole Administrator, Superintendent, Director, Deputy Director or Associate Director, etc., for whom an employee works.

In-The-Line-Of-Duty Death

Means when an employee (peace officer or non custody staff) carrying out his/her duties dies as a result of an unlawful act of an inmate or parolee, or responding to an inmate or parolee incident.

Off-Duty Death

Means when an employee (peace officer or non custody staff) dies while not on duty. This includes when an off-duty employee is on CDCR grounds, or is traveling on official state business. An exception is when an off-duty peace officer dies while acting in an official law enforcement capacity (as determined by CDCR, after a thorough evaluation of the facts surrounding the death).

When there is a question whether an employee's death is in-the-line-of-duty or on-duty, the Secretary will make the final determination.

An employee who dies while en route to or from work is an off-duty death.

On-Duty Death

Means when an employee (peace officer or non custody staff) dies while at work, but not as a result of an unlawful act of an inmate or parolee, or responding to an incident. Typically, these deaths would be of an accidental

nature, health-related (the result of an illness or other health condition) or result from natural causes.

Special Circumstances

Means those circumstances surrounding the death of an employee, which would reasonably lead one to believe that media attention may be focused on CDCR, or that person's employment with CDCR (e.g., an employee who is murdered while attempting to prevent a robbery in progress).

31090.5 In-The-Line-Of-Duty Death

Upon notification of an employee's death the hiring authority shall establish a team of staff to deal with the variety of associated tasks. This team may include the deceased employee's immediate supervisor, a member of the Peer Support Program (PSP), a personnel transaction representative and other members as determined by the hiring authority or his/her designee.

The PSP shall be activated in accordance with DOM 31040.3.2. Members of the PSP team can assist the hiring authority with the policies in this article.

Notification of Family

Whenever possible, a CDCR management representative and/or the employee's supervisor shall, in-person, notify the family of the employee's death. If appropriate, a co-worker close to the deceased and a PSP chaplain may also be present.

The CDCR representative shall:

- Ask to enter the residence and inform the family in a plain and concise manner; express condolences; and provide pertinent information regarding the circumstances surrounding the death. Any questions by the family may be addressed at this time. If this notification is to be made at a family member's place of work, a private area should be arranged in advance by the CDCR representative at an appropriate time.
- Discuss with the family CDCR's involvement with funeral arrangements. The family will determine the level of CDCR's participation in the funeral. The CDCR representative will offer the Department's assistance to the family in making funeral arrangements.
- If the deceased was a correctional peace officer, inform the family of funeral arrangement options for peace officers.
- Discuss available resources, services, and benefits, e.g. Employee Assistance Program (EAP), Correctional Peace Officers Foundation (CPOF), etc.
- Determine with the family if arrangements should be made for someone to remain with the family until relieved by another family member or friends.
- At the family's request, assist in arranging for child care with a provider who is acceptable to the family.
- If the family requests assistance to be isolated from the media and the public, staff may be assigned to screen telephone calls.
- As appropriate and necessary, arrange for police protection for the family.
- Arrange with the family an appropriate time to discuss all other pertinent matters.

Hospital Attendance

If the employee dies in a hospital and the family requests, the CDCR representative shall transport or arrange for transportation of the family to the hospital and provide support. The CDCR representative will coordinate with medical personnel to provide the family with information regarding the death. The hospital's Patient Services Coordinator will be asked to designate a private waiting area for the family. It is important for the family to be given as much information as possible regarding the death to prevent misinformation.

Notification Of Secretary

The employee's death shall be reported to the Chief, Office of Personnel Services (OPS). The following information shall be provided:

- Employee's name
- Civil service classification
- Work location
- Total State and CDCR service
- Date of birth
- Date of death
- Cause of death
- Death category (in-the-line-of-duty; on-duty; or off-duty)

- Next-of-kin
- Relationship
- Next-of-kin's address

The Chief, OPS, shall be responsible for ensuring that the Secretary is notified as soon as practical.

Notification of Governor

The death of an active employee shall be reported to the Governor's Office by the Chief, OPS.

In addition, for employee deaths occurring under special circumstances, the Secretary may advise the Governor's Office.

Letter of Condolence - Hiring Authority

The hiring authority shall send a letter of condolence to the family.

Letter of Condolence - Secretary

In addition to the letter of condolence from the hiring authority, the Chief, OPS, shall prepare a letter of condolence to the family for the Secretary's signature.

Workers' Compensation Analyst/Return to Work Coordinator

The Health and Safety Officer, the field/institution return-to-work coordinator, or Headquarters (HQ), Office of Legal Affairs (OLA), and Workers' Compensation (WC) Unit shall work with the OPS or the local personnel officer to ensure all pertinent information is provided to the family regarding workers' compensation benefits.

This shall include:

- Coordinating the completion and submission of Employee's Report of Occupational Injury or Illness (SCIF Form 3067) and Employee's Claim for Workers' Compensation Benefits (SCIF Form 3301) to the appropriate SCIF office.
- Notifying the California Department of Industrial Relations (DIR), Division of Workers' Compensation, of the employee's death and completing DIR Form 510, Notice of Employee Death. The completed form shall be forwarded to DIR, Death Without Dependents, P.O. Box 422400, San Francisco, California 94142.
- Immediately notifying the nearest district office of the Division of Occupational Safety and Health Administration of the employee's death, but no later than 8 hours after the formal notification of death. Notification information shall include:
 - Time and date of accident.
 - Employer's name, address, and telephone number.
 - Name and job title of person reporting the accident.
 - Address of the site of the accident or event.
 - Name and address of employee.
 - Nature of injury.
 - Location where injured or deceased employee was moved.
 - Identify and list other law enforcement agencies present at site of accident.
 - Description of accident and whether the accident scene has been preserved or altered.
 - Information regarding the benefits available from the EAP program shall be provided to the family.

Displaying the Flag

The State flag at headquarters and at each facility shall be displayed at half-mast from the time of notification of death until immediately after the employee's funeral (DOM 51090.16).

Draped Badges

Upon notification of the death of an employee and until immediately after the funeral, each hiring authority may authorize his/her peace officer staff to wear their badges draped pursuant to the Department Operations Manual (DOM) Section 33020.

Funeral Arrangements

As determined by the family, CDCR may or may not have some level of participation in an employee's funeral. Each employee's death will be handled on a case-by-case basis.

The CDCR shall inform outside law enforcement agencies of pending funeral services and communicate the wishes of the family. The Office of Public and Employee Communications and or field PIO shall inform the media and communicate the wishes of the family.

The CDCR participation in a funeral may include any one or more of the following:

- Uniformed honor guard.
- Pallbearers.
- Attendance by CDCR employees.

If CDCR is to participate in the funeral, staff shall coordinate as needed with the funeral director.

Funeral Attendance

Department representation at the funeral services of any employee who dies in-the-line-of-duty is desirable.

Staff may attend an employee's funeral on State time with authorization of the hiring authority. The number of employees permitted to attend the funeral shall be governed by CDCR's needs as determined by the hiring authority.

When the funeral is beyond the immediate geographic area, the hiring authority may approve attendance on State time, using a State vehicle.

Funeral Uniform

When uniform staff who are not participating as the honor guard attend the funeral of a CDCR or other law enforcement agency employee in an official capacity, the CDCR Class "A" uniform shall be worn including the draped departmental regulation badge. The DOM Section 33020 describes how the departmental regulation badge shall be draped and the Class "A" and honor guard uniforms.

Overtime And Travel Expenses

Claims for overtime and/or travel expenses to attend the funeral of an employee who died in-the-line-of-duty shall be pre-authorized in writing by the requesting employee's hiring authority. The employee may then submit the Request for Travel/Relocation Advance (CDCR Form 1082) and/or Authorization for Extra Hours (STD 682).

Family Liaison

The hiring authority shall designate a staff person to act as liaison to the family. This may be the CDCR representative or another staff member who shall discuss with the family benefits, collection of state-issued property, and return of personal effects.

Personnel Office Responsibilities

Personnel staff are responsible for the following:

- Reviewing the employee's official personnel file and other employment records to determine final pay and benefits for which beneficiaries are eligible.
- Meet personally with family to discuss information regarding appropriate benefits and final pay.
- Notify the following of the employee's death:
 - Chief, OPS.
 - Chief, Office of Employee Wellness.
 - PERS.
 - SCO.
 - CalHR, Savings Plus Program office (if applicable).
 - CPOF – Custody Staff (if peace officer).
 - Appropriate employee union or associations, insurance companies, or credit unions (if applicable).
- Process final pay and other appropriate disbursements or collections (e.g., outstanding accounts receivable, salary or travel advances, or garnishments); and release any warrants in accordance with the provisions of SAM §8477.25.
- Provide the family with a listing of the deceased's payroll deductions and contacts for benefits, which may include the following:
 - Basic benefits.
 - Social security benefits.
 - Savings bonds.
 - Deferred compensation.
 - Tax-sheltered annuities.
 - Life insurance.
 - Health, dental, and vision.
 - Special benefits (depending upon the employee's retirement category and nature of death).

- Retirement benefits for State Peace Officers/Firefighters, Safety, Industrial, or Miscellaneous members of the PERS including burial expenses.
- Workers' compensation benefits.
- United States Department of Justice death benefits.

31090.6 On-Duty Death

Upon notification of an employee's death the hiring authority shall establish a team of staff to deal with the variety of associated tasks. This team may include the deceased employee's immediate supervisor, a member of the PSP, a personnel transaction representative, and other members as determined by the hiring authority or his/her designee.

The PSP shall be activated in accordance with DOM 31040.3.2. Members of the PSP team can assist the hiring authority with the policies in this article.

Notification of Family

Whenever possible, a CDCR management representative and/or the employee's supervisor shall, in-person, notify the family of the employee's death. If appropriate, a co-worker close to the deceased and a PSP chaplain may also be present.

The CDCR representative shall:

- Ask to enter the residence and inform the family in a plain and concise manner; express condolences; and provide pertinent information regarding the circumstances surrounding the death. Any questions by the family may be addressed at this time. If this notification is to be made at a family member's place of work, a private area should be arranged in advance by the CDCR representative at an appropriate time.
- Discuss with the family CDCR's involvement with funeral arrangements. The family will determine the level of CDCR's participation in the funeral. The CDCR representative will offer the Department's assistance to the family in making funeral arrangements.
- If the deceased was a correctional peace officer, inform the family of funeral arrangement options for peace officers.
- Discuss available resources, services, and benefits, e.g. EAP, CPOF, etc.
- Determine with the family if arrangements should be made for someone to remain with the family until relieved by another family member or friends.
- At the family's request, assist in arranging for child care with a provider who is acceptable to the family.
- If the family requests assistance to be isolated from the media and the public, staff may be assigned to screen telephone calls.
- As appropriate and necessary, arrange for police protection for the family.
- Arrange with the family an appropriate time to discuss all other pertinent matters.

Hospital Attendance

If the employee dies in a hospital and the family requests, the CDCR representative shall transport or arrange for transportation of the family to the hospital and provide support. The CDCR representative will coordinate with medical personnel to provide the family with information regarding the death. The hospital's Patient Services Coordinator will be asked to designate a private waiting area for the family. It is important for the family to be given as much information as possible regarding the death to prevent misinformation.

Notification of Secretary

The employee's death shall be reported to the Chief, OPS. The following information shall be provided:

- Employee's name.
- Civil service classification.
- Work location.
- Total State and CDCR service.
- Date of birth.
- Date of death.
- Cause of death.
- Death category (in-the-line-of-duty, on-duty; or off-duty).
- Next-of-kin.
- Relationship.

- Next-of-kin's address.

The Chief, OPS, shall be responsible for ensuring that the Secretary is notified as soon as practical.

Notification of Governor

The death of an active employee shall be reported to the Governor's Office by the Chief, OPS.

In addition, for employee deaths occurring under special circumstances, the Secretary may advise the Governor's Office.

Letter of Condolence - Hiring Authority

The hiring authority shall send a letter of condolence to the family.

Letter of Condolence - Secretary

In addition to the letter of condolence from the hiring authority, the Chief, OPS, shall prepare a letter of condolence to the family for the Secretary's signature.

Workers' Compensation Analyst/Return to Work Coordinator

The Health and Safety Officer or the field/institution return-to-work coordinator, HQs, OLA, WC Unit shall work with the OPS or the local personnel officer to ensure all pertinent information is provided to the family regarding workers' compensation benefits. This shall include:

- Coordinating the completion and submission of SCIF Form 3067, and SCIF Form 3301, to the appropriate SCIF office.
- Notifying the DIR, Division of Workers' Compensation, of the employee's death and completing DIR Form 510. The completed form shall be forwarded to DIR, Death Without Dependents, P.O. Box 422400, San Francisco, California 94142.
- Immediately notifying the nearest district office of the Division of Occupational Safety and Health Administration of the employee's death, but no later than 8 hours after the formal notification of death. Notification information shall include:
 - Time and date of accident.
 - Employer's name, address, and telephone number.
 - Name and job title of person reporting the accident.
 - Address of the site of the accident or event.
 - Name and address of employee.
 - Nature of injury.
 - Location where injured or deceased employee was moved.
 - Identify and list other law enforcement agencies present at site of accident.
 - Description of accident and whether the accident scene has been preserved or altered.

Displaying the Flag

For institution employees who die while on duty, the Governor shall determine if it is appropriate to have the State flag flown at half-mast on the day of the funeral (DOM 51090.16).

Draped Badges

Upon notification of the death of an employee and until immediately after the funeral, each hiring authority may authorize his/her peace officer staff to wear their badges draped pursuant to DOM §33020.

Funeral Arrangements

If requested by the family, CDCR may provide assistance in making funeral arrangements.

Funeral Attendance

Department representation at the funeral services of any employee who dies on duty is desirable.

Staff may attend an employee's funeral on state time with authorization of the hiring authority. The number of employees permitted to attend the funeral shall be governed by CDCR's needs as determined by the hiring authority.

When the funeral is beyond the immediate geographic area, the hiring authority may approve attendance on state time, using a state vehicle.

Funeral Uniform

When uniform staff who are not participating as the honor guard attend the funeral of a CDCR or other law enforcement agency employee in an official capacity, the CDCR Class "A" uniform shall be worn, including the draped departmental regulation badge. The DOM §33020 describes how the departmental regulation badge shall be draped and the Class "A" uniform.

Overtime And Travel Expenses

Claims for overtime and/or travel expenses to attend the funeral of an employee who died on duty shall be pre-authorized in writing by the requesting employee's hiring authority. The employee may then submit a CDCR 1082 and/or a STD 682.

Family Liaison

The hiring authority shall designate a staff person to act as liaison to the family. This may be the CDCR representative or another staff member who shall discuss with the family benefits, collection of state-issued property, and return of personal effects.

Personnel Office Responsibilities

Personnel staff are responsible for the following:

- Reviewing the employee's official personnel file and other employment records to determine final pay and benefits for which beneficiaries are eligible.
- Meet personally with family to discuss information regarding appropriate benefits and final pay.
- Notify the following of the employee's death:
 - Chief, OPS.
 - Chief, OEW.
 - PERS.
 - SCO.
 - CalHR, Savings Plus Program office (if applicable).
 - Appropriate employee union or associations, insurance companies, or credit unions (if applicable).
 - CPOF – Custody Staff (if peace officer).
- Process final pay and other appropriate disbursements or collections (e.g., outstanding accounts receivable, salary or travel advances, or garnishments); and release any warrants in accordance with the provisions of SAM §8477.25.
- Provide the family with a listing of the deceased's payroll deductions and contacts for benefits, which may include the following:
 - Basic benefits.
 - Social security benefits.
 - Savings bonds.
 - Deferred compensation.
 - Tax-sheltered annuities.
 - Life insurance.
 - Health, dental, and vision.
 - Special benefits (depending upon the employee's retirement category and nature of death).
 - Retirement benefits for State Peace Officers/Firefighters, Safety, Industrial, or Miscellaneous members of the PERS including burial expenses.
 - Workers' compensation benefits.
 - United States Department of Justice death benefits.

31090.7 Off-Duty Death

The CDCR may assist the family in obtaining appropriate state benefits and may offer assistance to family members in making funeral arrangements, if requested.

Upon notification of an employee's death the hiring authority shall establish a team of staff to deal with the variety of associated tasks. This team may include the deceased employee's immediate supervisor, a member of the PSP team, a personnel transaction representative, and other members as determined by the hiring authority or his/her designee.

The PSP shall be activated in accordance with DOM 31040.3.2. Members of the PSP team can assist the hiring authority with the policies in this article.

Notification of Family

If CDCR is the first to have confirmed knowledge of an employee's off-duty death, whenever possible, a CDCR management representative and/or the employee's supervisor shall, in-person, notify the family of the employee's death. If appropriate, a co-worker close to the deceased and a PSP chaplain may also be present. The CDCR representative shall:

- Ask to enter the residence and inform the family in a plain and concise manner; express condolences; and provide pertinent information regarding the circumstances surrounding the death. Any questions by

the family may be addressed at this time. If this notification is to be made at a family member's place of work, a private area should be arranged in advance by the CDCR representative at an appropriate time.

- Discuss with the family CDCR's involvement with funeral arrangements. The family will determine the level of CDCR's participation in the funeral. The CDCR representative will offer the Department's assistance to the family in making funeral arrangements.
- If the deceased was a correctional peace officer, inform the family of funeral arrangement options for peace officers.
- Discuss available resources, services, and benefits, e.g. EAP, CPOF, etc.
- Determine with the family if arrangements should be made for someone to remain with the family until relieved by another family member or friends.
- At the family's request, assist in arranging for child care with a provider who is acceptable to the family.
- If the family requests assistance to be isolated from the media and the public, staff may be assigned to screen telephone calls.
- As appropriate and necessary, arrange for police protection for the family.
- Arrange with the family an appropriate time to discuss all other pertinent matters.

Notification of Secretary

The employee's death shall be reported to the Chief, OPS. The following information shall be provided:

- Employee's name.
- Civil service classification.
- Work location.
- Total State and CDCR service.
- Date of birth.
- Date of death.
- Cause of death.
- Death category (in-the-line-of-duty; on-duty; or off-duty).
- Next-of-kin.
- Relationship.
- Next-of-kin's address.

The Chief, OPS, shall be responsible for ensuring that the Secretary is notified as soon as practical.

Notification of Governor

If an active employee's off-duty death occurs under special circumstances, the Secretary may advise the Governor's Office.

Letter of Condolence - Hiring Authority

The hiring authority shall send a letter of condolence to the family.

Letter of Condolence - Secretary

In addition to the letter of condolence from the hiring authority, the Chief of OPS shall prepare a letter of condolence to the family for the Secretary's signature.

Funeral Arrangements

If requested by the family, CDCR may provide assistance in making funeral arrangements.

Funeral Attendance

Department representation at the funeral services of any employee who dies off-duty is desirable.

Staff may attend an employee's funeral on state time with authorization of the hiring authority. The number of employees permitted to attend the funeral shall be governed by CDCR's needs as determined by the hiring authority.

When the funeral is beyond the immediate geographic area, the hiring authority may approve attendance on state time, using a state vehicle.

Funeral Uniform

When uniform staff who are not participating as the honor guard attend the funeral of a CDCR or other law enforcement agency employee in an official capacity, the CDCR Class "A" uniform shall be worn, including the draped departmental regulation badge. The DOM §33020 describes how the departmental regulation badge shall be draped and the Class "A" uniform.

Overtime And Travel Expenses

Claims for overtime and/or travel expenses to attend the funeral of an employee who died off-duty are not authorized.

Family Liaison

The hiring authority shall designate a staff person to act as liaison to the family. This may be the CDCR representative or another staff member who shall discuss with the family benefits, collection of state-issued property, and return of personal effects.

Personnel Office Responsibilities

Personnel staff are responsible for the following:

- Reviewing the employee's official personnel file and other employment records to determine final pay and benefits for which beneficiaries are eligible.
- Meet personally with family to discuss information regarding appropriate benefits and final pay.
- Notify the following of the employee's death:
 - Chief, OPS.
 - Chief, OEW.
 - PERS.
 - SCO.
 - CalHR, Savings Plus Program office (if applicable).
 - Appropriate employee union or associations, insurance companies, or credit unions (if applicable).
 - CPOF – Custody Staff (if peace officer).
- Process final pay and other appropriate disbursements or collections (e.g., outstanding accounts receivable, salary or travel advances, or garnishments); and release any warrants in accordance with the provisions of SAM §8477.25.
- Provide the family with a listing of the deceased's payroll deductions and contacts for benefits, which may include the following:
 - Basic benefits.
 - Social security benefits.
 - Savings bonds.
 - Deferred compensation.
 - Tax-sheltered annuities.
 - Life insurance.
 - Health, dental and vision.
 - Special benefits (depending upon the employee's retirement category and nature of death).
 - Retirement benefits for State Peace Officers/Firefighters, Safety, Industrial, or Miscellaneous members of the PERS including burial expenses.
 - Workers' compensation benefits.
 - United States Department of Justice death benefits.

Reference the appropriate Memorandum of Understanding (MOU) for any other benefits.

31090.8 Death While Traveling On Official State Business

If an employee dies while traveling on official state business, reimbursement may be claimed for actual and reasonable expenses incurred in returning the deceased to his/her place of burial or his/her assigned office/institution, whichever is less. Reimbursement shall be in accordance with the provisions of §599.636 (for represented employees) or 599.636.1 (for excluded employees) of the CalHR regulations.

31090.9 Attendance at Funeral Of Retired Department Of Corrections Employee

Staff may attend a retired employee's funeral on State time with the prior authorization of the hiring authority. The number of employees permitted to attend the funeral shall be governed by CDCR's needs. Claims for overtime and/or travel expenses are not authorized.

31090.10 Attendance at Funeral Of Outside Law Enforcement Or Public Official:

Staff may attend on State time, and with the use of a State vehicle, the funeral of a public official or law enforcement official from an outside agency with the advance authorization of the hiring authority. Prior approval of the hiring authority is also required for any claims of overtime and/or travel expenses.

31090.11 Attendance at Funeral of a Co-Worker's Family Member

Staff who wishes to attend the funeral of a co-worker's relative may do so with the prior approval of their supervisor, on a case-by-case basis. Claims for overtime and/or any expenses are not authorized.

31090.12 When an Employee's Death Is Imminent

If any active employee has five or more years of state service or qualifies for retirement and his/her death is imminent, personnel staff shall contact PERS Benefits Services Division, Ombudsman, immediately. The PERS staff will expedite the retirement processing and explain the best options to the family.

31090.13 Return of Personal Property

The CDCR representative shall be responsible for ensuring the return of all personal property to the survivors. The deceased employee's desk, locker, bulletin boards, office space, and other appropriate areas should be inspected for any personal items. The CDCR representative shall discuss with the hiring authority the appropriate disposition of any material that may be embarrassing or painful to the family.

31090.14 Return of State-Issued Property

The CDCR representative shall be responsible for the collection and inventory of the deceased employee's state-issued property. Permission shall be obtained from the family to remove State-issued property from the deceased's residence. If the deceased lived alone, the person identified on the Emergency Notification Form shall be contacted to obtain permission to remove state property from the deceased employee's residence.

If the family refuses to relinquish state property, the hiring authority shall determine appropriate recovery efforts.

31090.15 Long Term Family Support

The responsibility of CDCR to the family does not end at the funeral. CDCR staff shall remain sensitive to the needs of the family and provide necessary follow-up and long term support. OEW offers the PSP team of trained staff to help families through traumatic events that have taken place at work.

31090.16 Revisions

The Deputy Director, HR, or designee shall ensure that the content of this Section is accurate and current.

31090.17 References

GC §§ 11030.1; 12479; 13959-13974.1; 19859.3; and 21490-21635.
 LC, Article 4, §§ 4700-4702, Death Benefits.
 Public Safety Officers Benefit Program Act of 1976, and as amended.
 Law Enforcement Officers' Information Guide for Federal Benefits (under 5 USC 8101, et seq., as extended by 5 USC 8191, et seq.).
 SAM §§ 0772, 2580.2, 8477.1-8477.26, 8477.3-8477.32.
 Title 2, California Code of Regulations, Sections §§ 599.636, 599.636.1 and 599.506.
 DOM §§ 33010, 33020 and 31040.3.2.
 U.S. Department of Justice, 1996 Pamphlet 564/49109 (CA721 & CA722).
 Personnel Action Manual Section 6.9, Personnel Action.
 CalPERS Benefits Booklets: Benefits for State Industrial Members; Benefits for State Safety Members; and Benefits for State Peace Officers/Firefighters.
 CalPERS Retirement System Booklet: Beneficiary Designations and Election and Survivor Benefits.
 CalPERS Circular Letters regarding the death of an employee are available through CalPERS, Letters No. 400-533, dated: 06/20/93 and 400-021, dated: 07/26/93.
 California Public Employees Retirement System (CalPERS) – PERS State Reference Guide @ www.calpers.ca.gov
 CalHR Personnel Transactions Manual, Sections 590-594, Death, provides information regarding lump sum payment.
 CalHR Compensation Plus booklet provides a summary of primary benefits for managerial, supervisory and confidential employees and provides some information on employee death.
 DOM Section 31040.3.2 Peer Support Program
 DOM Chapter 5, Article 9 Display of the United States and State Flags
 Correctional Peace Officer Foundation, (CPOF) @ <http://cpof.org/>
 CCR, Title 8, Section 342(a)

31100.1 Policy

Employees and appointed officials of the Department, California Prison Industry Authority (CALPIA), Prison Industry Board (PIB), Board of Parole Hearings (BPH), and Division of Juvenile Justice shall neither make nor participate in making governmental decisions which may affect their own economic interests.

31100.2 Purpose

This section specifies the requirements and categories for disclosure of economic interests and identifies those positions within the Department, CALPIA, and PIB, which are subject to the disclosure requirements.

31100.3 Responsibility

Incumbents of designated positions, based on the assigned category, shall complete and file with their local personnel office a Statement of Economic Interest, Form 700.

The local personnel office shall forward these forms to the Filing Officer - the Deputy Director, Human Resources (HR).

The Filing Officer or designee shall:

- After retaining a copy, forward the original statements of the following persons to the Fair Political Practices Commission:
- California Department of Corrections and Rehabilitation Secretary.
- Members of boards and commissions, BPH, State Commission of Juvenile Justice, and Juvenile Parole Board.
- PIB members.
- Retain the original statements of all other employees for public inspection.

31100.4 Submittal of Statement of Economic Interest

All incumbents of current designated positions shall file annual statements no later than April 1 each year for the preceding calendar year.

Incumbents of positions which become designated by an amendment of the Conflict of Interest Code shall file initial statements within 30 days after the effective date of the amendment.

Persons who are appointed (from an open or promotional employment list or by transfer, reinstatement, demotion, or any other means) to designated positions shall file assuming office statements as follows:

- Within 30 days of the date of nomination or effective date of appointment if subject to State Senate confirmation; or
- Within 30 days of the effective date of appointment to any other designated position.
- Filing deadlines for filers under active military duty - if a person is under active military duty as defined in the Service Member's Civil Relief Act, the deadline for the annual Form 700 is 30 days following his/her return to office. The individual or his/her representative must notify the filing officer in writing prior to the filing deadline that he/she is subject to the federal statute and is unable to meet the applicable deadline, and provide the filing officer verification of his/her military status.

Leaving Office Statement

Each person who leaves a designated position shall file a leaving office statement within 30 days after leaving.

31100.5 Disqualification

Self-Disqualification

No designated employee shall make, participate in making, or in any way attempt to use his or her official position to influence the making of any governmental decision which he or she knows or has reason to know will have a reasonably foreseeable material financial effect, distinguishable from its effect on the public generally, on the official or a member of his or her immediate family or on:

- Any business entity in which the designated employee has a direct or indirect investment worth \$2,000 or more;
- Any real property in which the designated employee has a direct or indirect interest worth \$2,000 or more;
- Any source of income, other than gifts and other than loans by a commercial lending institution in the regular course of business on terms available to the public without regard to official status, aggregating \$500 or more in value provided to, received by or promised to the designated employee within 12 months prior to the time when the decision is made;

ARTICLE 10 — CONFLICT OF INTEREST

Revised July 12, 2013

- Any business entity in which the designated employee is a director, officer, partner, trustee, employee, or holds any position of management; or
- Any donor of, or any intermediary or agent for a donor of, a gift or gifts aggregating \$440 or more provided to, received by, or promised to the designated employee within 12 months prior to the time when the decision is made.

Exception

No person in a designated position shall be prevented from making or participating in any decision if the participation is legally required for the decision to be made. The fact that the vote of a person who is on a voting body is needed to break a tie does not make the participation legally required for purposes of this section.

31100.6 Manner of Disqualification

In the case of a person who is the head of an agency, this determination and disclosure shall be made in writing to the appointing authority. When a person in a designated position determines that he or she should not make a governmental decision because of an economic interest, the determination not to act shall be accompanied by disclosure of the economic interest.

Head of Agency Board/Commission Members

If the person is a board or commission member, the determination and disclosure shall be entered into the official record at the meeting during which consideration of the decision takes place.

Other Persons

In the case of other persons, this determination and disclosure shall be made in writing to the person's supervisor.

- Upon receipt of the determination and disclosure, the supervisor shall immediately reassign the matter to another person.
- After reassignment of the matter, the supervisor shall forward the determination and disclosure with a notation of the reassignment to the local personnel office for forwarding to the Filing Officer.

31100.7 Revisions

The Deputy Director, HR shall ensure that the content of this section is accurate and current.

31100.8 References

CCR (2) § 18730.
GC § 81000 et. seq.
CCR (15) (7) § 7001

ARTICLE 11—SMOKING – NONSMOKING AND TOBACCO

Revised August 22, 2005

31110.1 Policy

To provide a healthful, comfortable, and productive work environment for employees, the Governor of the State of California has prohibited cigarette, cigar, and pipe smoking in all State-owned, leased, or occupied buildings. In addition, the Secretary, under the authority of Penal Code § 5030 and 5058, has prohibited the use and possession of all tobacco products at all institutions and facilities that house or detain inmates, with the exception of residential staff housing when inmates are not present. Employees shall not use or possess tobacco products in the presence of inmates. Tobacco products for personal use off institution/facility grounds shall be secured in a locked private vehicle. Smoking is also prohibited in all State passenger vehicles and any other mobile-enclosed equipment. Tobacco product advertising is not allowed inside any State-owned or occupied building unless it is contained in a program, leaflet, newspaper, magazine, or other written material lawfully sold, brought, or distributed within a State building. Posting of any tobacco product or smoking advertisement is prohibited (posters, signs, written, or visual material). Smoking is not allowed within 20 feet of a main entrance, exit, or operative window of a public building.

31110.2 Purpose

This Article designates the Department's responsibilities in providing a smoke-free environment for all employees.

Collective Bargaining Disclaimer

If any non-statutory provision of this Article conflicts with collective bargaining agreements, the collective bargaining agreement shall prevail as it relates to the specific represented group unless legal exceptions or required legislative action apply.

31110.3 Responsibility

All employees shall:

- Adhere to and enforce this Policy.
- Attempt to resolve disagreements informally.
- Bring to the attention of the appropriate supervisor any conflicts which cannot be resolved informally.

All supervisors shall ensure that:

- No smoking occurs in a State-owned, leased, or occupied building.
- No smoking is allowed within 20 feet of a main entrance or exit or operative window of a building.
- No smoking occurs in any State-owned passenger vehicle. Smoking is also prohibited in all other State-owned mobile equipment including light and heavy trucks, cargo and passenger vans, buses, and any other mobile equipment with an enclosed drive/passenger compartment.
- No smoking or tobacco possession occurs at any institution/facility that houses or detains inmates except for residential staff housing when inmates are not present. Employees shall not use or possess tobacco products in the presence of inmates.

Staff possession or use of smoking or tobacco products, as defined in this Policy, shall be subject to the progressive disciplinary process. Any staff involved with the distribution of smoking or tobacco related products, as defined in this Policy, for an inmate and/or for personal gain, shall be subject to adverse action as defined in Department Operations Manual, Chapter 3, Article 22, Adverse Personnel Actions.

Hiring authorities shall establish local smoking and tobacco policies, which are consistent with the provisions of this Section and the Governor's Executive Order W-42-93, Government Code (GC) sections 7596 through 7598, 19994.30 through 19994.35, and Section 5030.1 of the Penal Code.

31110.4 Definition

Smoke or smoking means inhaling, exhaling, burning, or carrying any lighted cigarette, cigar, pipe, or smoking paraphernalia used for consuming the smoke of tobacco or any other burning product.

Tobacco product means any product that contains tobacco, the prepared leaves of any plant belonging to the nicotiana family, which shall include, but not be limited to, cigarettes, loose tobacco, cigars, snuff, chewing tobacco, or any other preparation of tobacco, tobacco substitutes, smoking paraphernalia, and all other items developed or processed for the primary purpose of facilitating the use or possession of tobacco or tobacco related products as well as packaging material. Packaging material includes, but is not limited to, snuff or cigarette containers.

31110.5 Smoke Breaks

Time taken away from an employee's work station shall not exceed the total time an employee is otherwise authorized to take for rest periods. Smoke breaks are in lieu of regular breaks or rest periods and shall be permitted at the discretion of the supervisor.

31110.6 Smoking and Tobacco Areas

Revised March 22, 2012

Smoking areas shall be designated for the purpose of departmentally approved inmate religious ceremonies by the respective facility head. Smoking and tobacco use are permitted in state-owned housing serving as the primary residence for State employees when inmates are not present. Smoking and tobacco use in temporary residential space at correctional training academies and in Staff Quarters at conservation camps will be permitted only in designated areas with designated times to be determined by local operational procedures.

31110.7 Nonsmoking and Non-Tobacco Areas

Signs shall be posted at entrances of all areas designated "no smoking" or "no tobacco products use or possession," along with a citation of the authority requiring such prohibition.

No person shall smoke in any building, areas of any building, or group of buildings owned, leased, or utilized by the Department, with the exception of state-owned housing serving as the primary residence for State employees, when inmates are not present. This shall include, but is not limited to, institutions, facilities, conservation camps, community correctional, reentry, furlough and restitution centers, and family visiting units.

Smoking or tobacco possession is prohibited at any institution/facility that houses or detains inmates except for residential staff housing when inmates are not present.

31110.8 Smoking/Tobacco Cessation Assistance

The Department urges smokers to contact the local chapter of any not-for-profit smoking cessation organization such as the American Lung Association for more information about smoking and tobacco cessation programs. These programs provide for a supportive environment in which employees can quit smoking and tobacco use through education.

The Department's Office of Risk Management shall periodically distribute helpful literature for those interested in such programs. Additional information can be obtained from the local and/or departmental Employee Assistance Program Coordinator, Headquarters.

311108.1 Training

The Department may offer smoking and tobacco cessation programs using existing employee training funds for presentation during normal working hours.

Upon initial employment, all hiring authorities shall inform employees about the smoking and tobacco use prohibition, the areas where smoking or tobacco use is permitted, and the availability of smoking and tobacco cessation programs. Enrollment in a smoking or tobacco cessation program is voluntary.

31110.9 Smoking Complaints

Resolution of any smoking or tobacco product disagreement on behalf of an employee may be pursued through the Department's complaint process. Refer to the applicable bargaining unit contract or excluded employee complaint form for the process to file a complaint.

Disputes relating to this Policy are subject to the provisions of Department of Personnel Administration Rule 599.859 for non-represented employees and the various bargaining unit contracts for represented employees.

31110.10 Revisions

The Chief Deputy Secretary, Adult Operations, or designee shall be responsible for ensuring that the contents of this Article are kept current and accurate.

31110.11 References

- GC §§ 7596 through 7598, 19994.30, 19994.33, and 19994.35.
- Penal Code § 5030.1.
- Governor's Executive Order W-42-93.
- CCR (15), §3187, 3188, and 3189.
- Management Memorandum 93-30.
- DPA Rule 599.859.

ARTICLE 12 — STAFF MEETINGS

Effective January 21, 1989

31120.1 Policy

Staff meetings shall be held to bring about better communication.

31120.2 Purpose

This section establishes format and distribution of staff meeting minutes.

31120.3 Schedule

Staff meetings shall be scheduled as follows:

- Major divisions As deemed necessary in an institution by division head.
- Other units As deemed necessary by supervisor.

31120.4 Minutes

Brief minutes of the meeting of divisions within institutions shall be prepared as soon as possible but no later than seven days from the meeting date.

31120.4.1 Format

The format shall be:

(NAME OF INSTITUTION)
 Minutes of _____ Staff Meeting
 (Date) _____
 Present _____
 Dr. _____
 (position titles unnecessary)
 Absent _____
 Chairperson _____
 Time Commenced _____
 Time Adjourned: _____
 1 _____
 (Short title of item underlined)

Summarize discussion of item to include salient points; show disposition; as assignment is made, specify to whom: report policy decisions.

2. _____
3. _____

Use both sides of paper if minutes are more than one page in length.

Approval of Chairperson

Signature of Reporter

31120.5 Distribution

Institution: to staff and bulletin boards as appropriate.

Central Office: see Section 12050.8 of this manual.

31120.6 Revisions

The Deputy Director, Institutions Division, shall ensure that the content of this section is accurate and current.

31120.7 References

ACA Standard 2-4014.

ARTICLE 13 — SALARY AND COMPENSATION

Revised May 30, 2012

31130.1 Policy

All employees of the Department shall be compensated fairly and impartially.

31130.2 Purpose

This Section provides for the following:

- Extra compensation for employees using bilingual skills ten percent or more of the time.
- Salary-related Victims Compensation and Government Claims Board (VCGCB) claims from employees.
- Special hiring rates for persons with extraordinary qualifications.
- Determination of salary rates for permissively reinstated employees and merit salary adjustment dates upon reinstatement after a permanent separation.
- Compensation for out-of-class assignments.
- Physical fitness incentive pay.
- Housing stipends.

31130.3 Disclaimer

If any provision in this section is in conflict with a Memorandum of Understanding (MOU), the MOU shall prevail as it relates to the specific represented group.

31130.4 Bilingual Certification/Pay

The Department shall provide bilingual services when a substantial portion of its clientele is non-English speaking or hearing impaired.

31130.4.1 Biennial Language Survey

The Dymally-Alatorre Bilingual Services Act (Act), Government Code 7290-7299.8 et seq., requires each State agency conduct a survey of each of its local offices to determine the following:

- The number of public contact positions in each local office or facility.
- The number of bilingual employees in public contact positions and the language they speak other than English.
- The number and percent of non-English speaking persons served by incumbents in public contact positions in each local office or facility broken down by native languages.
- The number of anticipated vacancies in public contact positions over the following year.
- Whether the use of other available options, including contracted telephone-based interpretation services, in addition to bilingual staff in public contact positions, is serving the language need of non-English speaking clientele.
- A listing of all written materials required to be translated pursuant to GC 7295.4 et seq., identifying which have been translated and languages into which they have been translated.
- The number of additional qualified bilingual public contact staff, if any, needed at each local office to comply with the Act.
- Any other relevant information requested by the SPB.

The survey results shall be reported on forms provided by the SPB and is due to the SPB no later than October 1 of each even numbered year.

31130.4.2 Departmental Plan

Pursuant to GC 7290-7299.8 et seq., the Office of Personnel Services (OPS) evaluates survey results and submits an Implementation Plan to the SPB no later than October 1 of each odd numbered year which includes the following:

- The name, position, and contact information of the employee designated by the Department to be responsible for overseeing implementation of the plan.
- A description of the Department's procedures for identifying written materials that needs to be translated.
- A description of the Department's procedures for identifying language needs at local offices and assigning qualified bilingual staff.
- A description of how the Department recruits qualified bilingual staff.
- A description of any training the Department provides to its staff on the provision of services to non- or limited-English-speaking individuals.
- A detailed description of how the Department plans to address any deficiencies in meeting the requirements of the Act including, but not limited to, the failure to translate written materials or employ sufficient numbers of qualified bilingual employees in public contact positions at local offices, the proposed action to be taken to address the deficiencies, and the proposed dates by when the deficiencies can be remedied.
- A description of the Department's procedures for accepting and resolving complaints of an alleged violation of the Act.
- A description of how the Department complies with any federal or other State laws that require the provision of linguistically accessible services to the public.
- Any other relevant information requested by the SPB.

31130.4.3 Requirements

The Bilingual Pay Program provides a monthly pay differential for State employees who use bilingual skills on a continuing basis averaging ten percent of the time. The ten percent includes the actual time spent conversing or interpreting in a second language and related activities performed with the specific bilingual transaction. To receive the pay differential, an individual must first successfully complete a bilingual fluency examination to become certified bilingual.

Upon successful certification, employees with their supervisor's concurrence shall submit a Bilingual Pay Authorization, STD Form 897, justifying ten percent use of their bilingual skills in their position, and proof of successfully passing a bilingual examination in a specific language.

31130.4.4 Responsibility

OPS conducts the biennial language survey and ensures implementation of policy governing the Bilingual Services Program.

OPS administers the Bilingual Pay Program.

Local testing offices administer the language fluency examination.

31130.4.5 Process

Employees interested in taking a language fluency examination shall:

- Obtain an Application for Examination, STD Form 678, from the local or Central Office personnel office.
- Complete the application with the following:
 - The applicant's name, address, and social security number.
 - The language in which the applicant is to be tested.
 - The applicant's work location e.g., institution, parole region, etc.
 - Signature of applicant.
- Submit the application to the local or Central Office personnel office.

31130.4.6 Establishment or Change of a Bilingual Position

Bilingual Pay Authorization, STD Form 897, proof of successfully passing a bilingual examination in a specific language, duty statement, and an organization chart which identifies the position, shall be forwarded by local personnel staff to the OPS, Personnel Analyst liaison assigned to that area, when any of the following conditions apply:

- Changes in Position Number. Any change in Unit Code, Classification Code, and Serial Number Code.

- Reassignments. Promotions, transfers from one class to another or change in post assignment which no longer requires use of ten percent bilingual skills.
- New (Bilingual) Positions. Bilingual pay for a position has never been requested.
- Refilling a Vacant (Bilingual) Position. A position is approved and the previous incumbent received bilingual pay.
- Termination of Bilingual Pay. A bilingual position ceases to qualify based on criteria given in this Section.
- Change in Incumbent's Work Address. If an incumbent was receiving bilingual pay based on the need for such skill in one location and is transferred to another location, bilingual pay must be justified again for the new location.

31130.5 Salary-Related VCGCB Claims

VCGCB Rules Sections 624, 630, 631, and 632 provide the general standards for filing claims against the State.

31130.5.1 Approval of Claims

Each claim shall be submitted to the Deputy Director, Division Administrative Services (DAS), for approval.

31130.5.2 Presentation of Claims

All claims for money or damages against the State shall be presented to the VCGCB under the following conditions:

- An appropriation or a State fund is available but has been rejected by the State Controller.
- The appropriation made or fund designated is exhausted.
- The settlement is provided for by statute or constitutional provision but no appropriation or fund is available.
- Settlement is not otherwise provided for by statute or constitutional provision.
- On express contract.
- The taking or damaging of private property for public use within the meaning of Section 19 of Article I of the Constitution.
- Based upon the negligent act or omission by a State officer, servant or employee or for the dangerous condition of State property.
- Any other injury for which the State is liable.

31130.5.3 Contents of Claims

All claims or amendments shall be signed by the claimant or representative. Facts shall be stated in simple, concise language without legal phraseology.

31130.5.4 Who May File

Hiring authorities shall initiate and submit VCGCB claims on an Equity Claim, BC Form 1-B, in quadruplicate, to the Chief, Accounting Services, Attention: VCGCB Claims Coordinator, for situations where improper pay or no pay has been issued because of administrative error or other factor.

Employees and former employees also have the right to file an Equity Claim, BC Form 1-B, in triplicate, directly with the VCGCB. However, such claims are referred by the VCGCB to the Department for a recommendation.

31130.5.5 Claim Format

Each claim shall include:

- A claim form with:
 - A brief statement describing the reason for the claim.
 - Specific description of how the claim amount was computed.
- A brief cover memo with:
 - The recommendation requested.
 - A brief explanation of the circumstances, problems or errors that led to the need for the VCGCB claim.
 - What specific steps have been taken to prevent a recurrence.
 - The party to whom payment is to be made; e.g., either the claimant or the Department.
 - A statement on revision of funds if the claim includes payment for a prior fiscal year and the funds have reverted. The funds revert two years following the last day an appropriation is available for encumbrance unless the Director of Finance reverts the funds during that two-year period (see GC Section 16304.1).
- All supporting documentation; e.g., Bilingual Pay Authorization Form, Disability Pay Request Form, Payroll Adjustment Form, or other documents as appropriate.

When more than one claim of the same type is being submitted, the hiring authority or designee shall submit all like claims as a package using one cover memo.

31130.5.6 Review

Upon receipt of the claim, Central Office staff shall make any necessary salary verifications and prepare a letter for the signature of the Deputy Director, DAS, or his/her designee, recommending approval or disapproval of the claim.

If approval is recommended by the Department, the letter and original claim shall be forwarded to the VCGCB for review and processing. A copy of the letter shall be sent to:

- Originating hiring authority.
- Employee (claimant).
- Department's VCGCB Claims Coordinator.

If disapproval is recommended by the Department, the letter shall be sent to the employee (claimant). A copy of the letter shall be sent to:

- Originating hiring authority.
- Department's VCGCB Claims Coordinator.

Disapproved claims shall not be forwarded to the State VCGCB, unless submitted directly by an individual.

31130.5.7 VCGCB Process

Upon approval and complete processing of the claim, the VCGCB issues payment or authorization for payment, according to the specific payment instructions recommended by the Department.

If the recommendation instructs that payment be made directly to the Department, the VCGCB directs its communication (pay warrant or authorization for pay) to the Department.

If the recommendation requests payment directly to the employee, the VCGCB upon approval of the claim, addresses its communication (pay warrant or authorization for pay) directly to the employee, and sends a copy to the Department.

If the claim is disapproved, the VCGCB notifies the Department and/or the claimant, as appropriate, indicating the basis for the disapproval and the claimant's legal rights/options for appeal.

31130.5.8 Appeal of VCGCB Decision

Within six months from receipt of the rejection notice, the claimant may:

- Request a rehearing. A rehearing is granted only with the stipulation and agreement that the claimant provides new information not previously considered by the VCGCB.
- File suit in small claims court, if the dollar amount is within the limits allowable by law.
- File suit in a superior court, if the dollar amount exceeds the limits for small claims court.

31130.6 Hiring-Above-Minimum (HAM) Salary Rates for Extraordinary Qualifications

Deleted September 11, 2009

Section Reserved

31130.6.1 Delegated Classifications

Deleted September 11, 2009

Section Reserved

31130.6.2 Approval

Deleted September 11, 2009

Section Reserved

31130.6.3 Standards

Deleted September 11, 2009

Section Reserved

31130.6.4 Determining the Amount of Adjustment

Established Rate

Once the hiring authority determines that a special hiring rate is necessary to attract an outstanding individual, the hiring authority shall decide which hiring rate to request.

In order to be competitive with other employers, yet offer no more than is necessary, the actual rate granted is an established rate between the minimum and maximum for the class nearest (above or below) to the individual's present salary or other valid job offers. This is any established rate between the existing steps for the class if it will more closely approximate a realistic appraisal of the individual's background and salary history.

Limitations

Special hiring rates are usually limited to two steps above the minimum of the salary range, i.e., the third salary step. When the position has limited promotional opportunity, use of hiring rates above that rate limits the Department's ability to use merit salary adjustments to recognize employee growth and encourage initiative.

Adjustments above the third step shall be processed only when the factors of extraordinary qualifications, present salary, or prospective job offers make a strong case for the particular individual.

Determining the Above-Minimum Rate

The individual's monthly salary (or highest bona fide job offer) is compared to the State's pay ranges in determining the maximum amount to authorize. Money earned through part-time employment is counted in determining the above-minimum rate only when the individual would lose this income by coming to work for the Department.

When an individual's total income covers periods substantially less than twelve months and that individual does not work for the remainder of the year, the income is considered as the function of the number of months worked; e.g., \$10,000 per year for a ten month work year is considered as \$1,000 per month. When there is additional income from a second job from which the individual must resign, that should be added to the total and the full year considered.

Consideration of Other Offers

Other competitive salary offers from State agencies shall not be used as justification for exceeding these other offers for above minimum rates. When the provisions outlined here are applied correctly, above minimum rates authorized for outstanding qualifications for a given individual shall be identical for all State agencies using the class.

Moving Expense

The salary shall not include a bonus to the candidate to come to the State; however, when relocation involves an unusual moving expense, an above minimum rate may be justified where use of the candidate's qualifications is particularly critical to the Department's program. Advance approval by DPA is required in these cases.

Applicable Authorizations

Under delegation, an individual ordinarily cannot receive above minimum steps under more than one special salary authorization. Regarding entrance into college recruitment classes, it may be found that an individual possesses superior scholastic achievement. Also, there may be a general hiring "plus" rate authorized on the basis of recruitment difficulty. The Department decides which of the applicable authorizations is needed to acquire the individual.

Required Explanation

If the rate approved for the individual does not fall at one of the normal steps within the salary range for that class, the hiring authority shall provide the appointee with an explanation of the possible effect on movement through the salary range under DPA rules.

Corrective Salary Action

Special adjustments for outstanding qualifications are not a substitute for corrective salary action for a class. If there are a number of vacancies in a given class and recruitment is difficult, recruitment "plus" differential or special corrective salary action for the class may be necessary.

31130.6.5 Exceptions to Standards

Requests for rates higher than those authorized under these provisions shall outline the reasons why the request for exception should be approved. Final salary commitments shall not be made prior to DPA's approval of exceptions to these provisions.

31130.7 Permissive Reinstatement Salary Rates

The following guidelines and standards shall be used in determining salary rates for employees who have resigned or retired from State service and who are being permissively reinstated back into State service.

31130.7.1 Maximum Salary Rate

The hiring authority shall first determine the highest potential salary rate provided for by the DPA Rule 599.677. Upon the hiring authority's determination that it is in the best interest of the State, a former employee who permissively re-enters State service may receive a salary above the minimum rate, provided that the reinstatement or appointment is:

Same Class

- To the same class. The salary rate shall not exceed the rate in the salary range received at the time of separation adjusted for the salary range changes for the class since separation.

Different Class/Same

- To a different class with substantially the same salary range as that of the class from which separated. The salary rate shall not exceed the rate the employee could receive if reinstated or reappointed to the same class from which separated.

Different Class/Lower Salary Range

- To a different class with a lower salary range than the class from which separated. The employee may receive any rate in the salary range not to exceed the salary rate last received in the class from which separated adjusted for salary range changes of the later class since the separation.

31130.7.2 Actual Salary Rate

The rate in the salary range an employee receives on reappointment or reinstatement shall be related to the employee's value to the State. The hiring authority shall determine the former employee's value to the State as follows:

- Expertise in a particular area in relation to the vacancy. Talent, ability or skill as demonstrated by previous job experience. The scope, depth, and recency of such experience are more significant than length.
- The degree to which an employee exceeds minimum qualifications shall be a guiding factor rather than a determining one. When a large number of prospective employees possess considerably more experience than the minimum, it may not be necessary to appoint above the minimum to acquire unusually well-qualified people.
- The qualifications of State employees already in the same or closely related classes shall be carefully considered since questions of salary equity may arise.
- Recruitment difficulty for the classification and for the geographic area of the vacancy shall be a major determining factor.

31130.8 Merit Salary Adjustment Dates

Merit salary adjustment dates for persons who reinstate following a separation from State service shall be established in accordance with DPA Rule 559.687.

31130.9 Out-of-Class Compensation

Employees designated managerial or exempt are not covered by specific provisions governing out-of-class assignment and are not entitled to out-of-class compensation.

Represented Employees

A number of negotiated MOUs provide for compensating represented employees for temporary out-of-class acting assignments. Refer to the specific MOU and DPA Rule 599.810.

Supervisory/Confidential

Supervisory and confidential employees who are assigned out-of-class acting assignments may be compensated for performing duties of a higher classification if:

- The assignment is made in writing prior to performing the duties, and the employee is given a copy of the assignment.
- The Director certifies that funds are available within the Department's current budget.
- The employee assumes the full range and scope of duties of the higher class.
- The employee performs such duties for more than 15 consecutive working days but no more than 120 calendar days in a fiscal year. (Paid time off shall not break the continuity of work in the higher class.)

An employee may be assigned out-of-class work for more than 120 days during a fiscal year only if the Department files a written statement with DPA.

Assignment Process

See Section 31060 of this manual for temporary out-of-class acting assignment and approval process.

Pay Differential

Supervisory or confidential employees performing in a higher class for more than 15 consecutive working days shall receive a five percent pay differential or the differential the employee would receive if promoted to the higher class, whichever is greater, for the duration of the assignment.

These pay differentials are not part of an employee's base pay for the purpose of other salary transactions related to subsequent appointments.

Payment

The supervisor of an employee working an out-of-class assignment submits a memorandum to the local personnel office at the end of each pay period. The memorandum shall contain the following information:

- Name of unit or division.
- Name of employee.
- A statement clarifying the reason(s) for the out-of-class assignment.
- Signed copy of approved out-of-class assignment.
- Dates employee worked and number of hours, if less than full-time.
- Signature of supervisor.

A denial of an out-of-class compensation claim by the departmental personnel officer may be appealed directly to the Chief Deputy Director, DAS.

31130.10 Physical Fitness Incentive Pay Program (PFIPP)

Employees may voluntarily participate in the Physical Fitness Incentive Pay Program in accordance with the following:

Eligibility

- Employees who have five years or more in Bargaining Unit 6 as of December 31 of the prior calendar year.
- Managerial and supervisory employees with peace officer status who have five years or more in a peace officer classification as of December 31 of the prior calendar year.

Compensation

Eligible employees who successfully complete the physical fitness tests shall receive a flat rate of \$65.00 per pay period.

The physical fitness incentive pay shall be by separate check and shall not be included for purposes of computing benefits and/or additional compensation.

Eligibility Period

Eligibility period shall be from May 1 through April 30. In order to continue the incentive pay from one period to the next without interruption, an employee must pass the physical fitness tests prior to May 1.

Physical Fitness Tests

To receive the physical fitness incentive pay, an eligible employee shall successfully complete the following fitness tests annually:

Test	Fitness Component Measured
Three-Minute Step Test. This test will be performed using a bench 12 inches high and a recording of a metronome of 96 beats per minute.	Cardio Vascular
Vertical Jump Test. The individual must reach upward as high as possible and must jump vertically as high as possible as measure of power.	Leg Power
Sit and Reach Test. The individual must sit and reach in order to measure the amount of trunk flexion and ability to stretch the back muscles and hamstring group; or	Flexibility
Sit-ups Test. Lie flat on back with knees bent; must do 14 to 38 sit-ups in one minute, depending on age and sex.	Abdominal Strength
Illinois Agility Run Test. The individual must start the test in a flat prone position, sprint for 30 feet in one direction, and back, run in a figure-eight pattern around a line of chairs and sprint 30 feet up and back to the starting line. This attempts to measure the ability to move with quickness, speed and balance. The participant may start from a standing position if the prone posture would exacerbate a physical injury or disability.	Balance and Agility

Note: Participant chooses either the Sit and Reach Test or the Sit-ups Test. Each employee shall be allowed two attempts. Employees unsuccessful on their first attempt have 60 days during which they may retest.

PFIPP Coordinator

Each Warden and RPA shall designate a PFIPP coordinator for their institution or region.

The PFIPP coordinator shall:

- Locate an indoor testing space measuring at least 40 feet x 50 feet x 12 feet.
- Identify eligible employees.
- Schedule test dates.
- Prepare and distribute a memorandum to all employees currently receiving the incentive pay.
- Instruct the employees to sign and date the memorandum and return it to the PFIPP coordinator.
- Distribute the following to each eligible employee:
 - Letter to participant.
 - Physical Fitness Incentive Pay Testing Medical History Questionnaire, Form 5.511.
 - DJJ/CDCR Physical Fitness Incentive Pay Testing Medical Release Form, Form 5.513.

Employee Responsibility

Employees who choose to participate shall:

- Obtain a medical release prior to testing.
- Train and test on their own time and at their expense.

31130.11 Housing Stipend

Specified employees may be eligible for a housing stipend if employed at certain specified institutions as follows:

- Employees in Bargaining Unit 6 shall receive compensation in accordance with the provisions of the Bargaining Unit 6 Memorandum of Understanding.
- Supervisors and managers of employees in Bargaining Unit 6 shall receive compensation in accordance with the provisions of a pay letter issued by the DPA.

31130.12 Revision

The Deputy Director, Human Resources, shall ensure that the content of this Article is accurate and current.

31130.13 References

GC §§ 7290 - 7299.8, 13921, 16304.1, 19780, 19836, 19991.4, and 19991.7.
CCR (2) §§ 599.677, 599.687(d)₂, 599.810, 624, 630, 631, and 632.

ARTICLE 14 - INTERNAL AFFAIRS INVESTIGATIONS

Effective January 2007

31140.1 Policy

Every allegation of employee misconduct within the California Department of Corrections and Rehabilitation (CDCR or Department) shall be promptly reported, objectively reviewed, and investigated when appropriate.

31140.2 Purpose

To ensure allegations of employee misconduct are addressed and investigations are conducted in a fair and consistent manner.

31140.3 Definitions

Allegation Inquiry - The collection of preliminary information concerning an allegation of employee misconduct necessary to evaluate whether a matter shall be referred to the Central Intake Unit.

Appointing Power - The Secretary of the Department.

Assistant General Counsel (AGC) – An individual responsible for managing the Employment Advocacy and Prosecution Team (EAPT) in the Department's Office of Legal Affairs (OLA).

Assistant Secretary, Office of Internal Affairs (OIA) - An individual responsible for the operation and functions of the OIA.

Bureau of Independent Review (BIR) – A unit within the Office of the Inspector General (OIG) responsible for contemporaneous public oversight of the Department's investigative and disciplinary processes.

Case Management System (CMS) – An electronic system that allows real-time documentation on investigative case activity and allows various participants within the employee disciplinary process to monitor cases and record key decisions and due dates. The CMS tracks all investigative requests, case acceptance and rejections, and case activity on all Internal Affairs investigations, as well as direct adverse actions that impose penalties without an investigation.

Central Intake Panel (CIP) – A collection of stakeholders led by the OIA that ensures all referred allegations of employee misconduct are evaluated consistently and assigned appropriately throughout the Department. Individuals who participate regularly in the CIP include, but are not limited to, the following: Assistant Secretary, OIA, or designee; Chief Assistant Inspector General (CAIG), BIR, or designee; AGC, EAPT, or designee; assigned Special Agents; and other pertinent Department representatives. The Assistant Secretary, OIA, has the authority to initiate Internal Affairs investigations and is ultimately responsible for the acceptance and rejection of all cases that come before the CIP.

Central Intake Unit (CIU) – A team of Special Agents, supervisors, and support staff within the OIA responsible for receiving, screening, and analyzing allegation inquiries for presentation to the CIP.

Chief Assistant Inspector General (CAIG) – An individual responsible for the operation and functions of the BIR, OIG.

Deputy Inspector General – An investigator employed by the OIG.

Designated Cases - Those cases assigned to the Vertical Advocates, including matters involving staff integrity and/or dishonesty, abuse of authority, sexual misconduct, use of force in which an inmate suffers death or serious injury, use of deadly force, serious allegations made against supervisors, and high profile or dismissal cases assigned to the Vertical Advocate by the AGC.

Employee Relations Officer (ERO)/Disciplinary Officer – An employee designated by the Hiring Authority to coordinate adverse actions.

Employment Advocacy and Prosecution Team (EAPT) - The team in the Department's OIA responsible for operation of the Vertical Advocacy Program.

Hiring Authority – The Undersecretary, General Counsel, Chief Information Officer, or any Assistant Secretary, Executive Officer, Chief Deputy Secretary, Director, Deputy Director, Associate Director, Warden, Parole Administrator, Superintendent, Superintendent of Education, Assistant Superintendent of Education, Health Care Manager, Regional Health Care Administrator, or any other person authorized by the appointing power to hire, discipline, and dismiss staff under his/her signature authority. The Administrator at the Richard A. McGee Correctional Training Center shall serve as the Hiring Authority for Correctional Officer Cadets. The appointing power includes a Hiring Authority for purposes of this Article.

Investigation - The collection of evidence that supports or refutes an allegation of misconduct, including criminal investigations, administrative investigations, retaliation investigations, or allegation inquiries.

Locally Designated Investigator(s) - A local investigator or a team of local investigators who meet the requirements to conduct Internal Affairs investigations and who perform allegation inquiries and conduct local Internal Affairs investigations as delegated and assigned by OIA regional offices.

Office of Civil Rights (OCR) – The entity with authority to investigate complaints related to Equal Employment Opportunity (EEO) issues.

Office of Internal Affairs - The entity with authority to investigate allegations of employee misconduct.

Senior and Special Assistant Inspectors General (SAIG) – Attorneys employed by the BIR who report to the CAIG.

Vertical Advocacy Model – A system that ensures legal representation for the Department during the investigative and employee disciplinary process in order to hold staff accountable for misconduct by way of thorough and complete internal investigations, principled decision-making, assessment of the investigations, and consistent and appropriate discipline.

Vertical Advocate – An EAPT attorney assigned to one or more specific Hiring Authority locations to consult with investigators and Hiring Authorities concerning investigative findings, disciplinary decisions, and to prosecute designated cases.

31140.4 Responsibility

31140.4.1 Appointing Power

The appointing power shall ensure compliance with the Department's Internal Affairs investigatory policy and procedures.

31140.4.2 Chief Deputy Secretary

Each Chief Deputy Secretary shall be responsible for ensuring compliance with the Department's Internal Affairs investigatory policy and procedures within his/her respective area.

31140.4.3 Office of Internal Affairs

The OIA is responsible for determining which allegations of staff misconduct warrant an Internal Affairs investigation and for completing all investigations in a timely and thorough manner.

31140.4.4 Assistant Secretary, OIA

The Assistant Secretary shall be responsible for the following:

- Overseeing the Department's investigative program and ensuring systemwide implementation of the Internal Affairs investigatory policy and procedures;
- Establishing guidelines, priorities, training, and management systems to ensure an efficient and effective Internal Affairs operation;
- Participating in the development, implementation, and evaluation of strategic and operational plans;
- Coordinating with the CAIG, or designee for cases monitored by the BIR and the AGC, EAPT, for designated cases;
- Coordinating with and informing the appropriate Chief Deputy Secretary, the Undersecretary, and the Secretary regarding high-profile investigations being monitored by the BIR.

31140.4.5 Chief, OIA

Each Chief shall be responsible for the following:

- Overseeing the Department's Internal Affairs investigative program and ensuring systemwide application of the Internal Affairs investigatory policy and procedures;
- Participating in the strategic and operational plans;
- Coordinating with the CAIG or designee on cases monitored by the BIR and the AGC or designee for designated cases;
- Elevating cases to the Assistant Secretary, OIA, as necessary.

31140.4.6 Special Agent-In-Charge (SAC)

Each Special Agent-In-Charge shall be responsible for the following:

- Overseeing operations of the OIA Headquarters or regional office as well as the local Internal Affairs investigations in the respective region;
- Cooperating with and providing continual real-time consultation among OIA, the Vertical Advocate for designated cases, and the BIR for cases the BIR is monitoring;
- Ensuring OIA staff assigned to conduct investigations are properly trained and qualified;
- Monitoring all cases under his/her control to ensure cases are being investigated in a timely manner;
- Serving as a liaison between the OIA and Hiring Authorities regarding personnel investigations.

31140.4.7 Senior Special Agent

Each Senior Special Agent shall be responsible for the following:

- Assigning and supervising Internal Affairs investigations conducted by Special Agents or locally designated investigators;
- Cooperating with and providing continual real-time consultation among OIA, the Vertical Advocate for designated cases, and the BIR for cases the BIR is monitoring.

31140.4.8 Special Agent

Special Agents shall be responsible for the following:

- Conducting investigations in a manner that provides a complete and thorough presentation of all facts regarding the allegation or complaint;
- Cooperating with and providing continual real-time consultation with OIA, the Vertical Advocate for designated cases, and the BIR for cases the BIR is monitoring;
- Providing the Hiring Authority with consultation on investigative reports and providing a complete recitation of the facts, while refraining from conjecture or opinion;
- Updating case activity in the CMS.

31140.4.9 Central Intake Unit

The CIU, consisting of OIA personnel, shall ensure all referred acts of employee misconduct are analyzed and presented to the CIP, and the CIP shall ensure that all referred acts of misconduct are evaluated consistently and assigned appropriately throughout the Department.

31140.4.10 Hiring Authority

Each Hiring Authority shall be responsible for the following:

- Ensuring each allegation of employee misconduct is logged (regardless of whether the allegation is referred for investigation), receives prompt attention, and is addressed appropriately;
- Requesting investigations and direct adverse action by completing and forwarding to OIA CDC Form 989, Confidential Request, for Internal Affairs Investigation/Notification of Direct Adverse Action;

- Reviewing investigative reports, determining investigative findings, and making determinations of appropriate discipline;
- Notifying each subject in writing following the Hiring Authority's determination of investigative findings. Refer to DOM Chapter 3, Article 22, Section 33030.13.2, "Investigative Closure Memorandum," for direction regarding notification to the subject of an investigation;
- Notifying each complainant, including citizen, inmate, or employee complainants, in writing, of the finding on the original complaint within thirty (30) days of the determination of the disposition of the investigation regarding the original complaint. The Hiring Authority shall not notify the complainant of specific investigative findings, but shall make a separate finding on the original complaint. At no time should the specifics related to any personnel action be discussed with the complainant in the matter. The notification of the finding on the complaint shall be limited to whether the original complaint is sustained, not sustained, exonerated, or unfounded;
- Coordinating and consulting with the Vertical Advocate for designated cases and the SAIG for cases monitored by the BIR before making investigative findings or disciplinary determinations and prior to approving any settlement agreements.

31140.4.11 Supervisors and Managers

Each supervisor and manager shall be responsible for referring alleged misconduct and requests for investigation or adverse action to the Hiring Authority immediately following discovery of facts which may constitute misconduct.

31140.4.12 Locally Designated Investigators

Locally designated investigators shall be responsible for the following:

- Conducting investigations, as assigned by OIA regional offices, in a manner that provides a complete and thorough presentation of all facts regarding the allegation or complaint;
- Maintaining integrity and the confidentiality of the investigative process, unless prior approval to discuss a case with the Hiring Authority is obtained through the SAC;
- Cooperating with and providing continual real-time consultation among OIA, the Vertical Advocate for designated cases, and the BIR for cases the BIR is monitoring;
- Identifying issues related to allegations of employee misconduct and assisting the Hiring Authority, Vertical Advocate for designated cases, and the SAIG for cases monitored by the BIR;
- Updating case activity in CMS.

31140.4.13 Vertical Advocate

The Vertical Advocate shall be responsible for the following:

- Coordinating with the assigned investigator for designated cases for the duration of an investigation and evaluating completed investigations for legal sufficiency to prosecute an administrative action;
- Monitoring and coordinating with the ERO/Disciplinary Officer the adverse action process for all designated cases, from the onset of an investigation, including calculation of statute of limitations expiration dates;
- Providing legal consultation for all designated cases to the assigned investigator, including developing the investigative plan, assisting with preparation of investigative interviews, and attending investigative interviews, as appropriate, to assess witness demeanor and credibility;
- Providing legal consultation to the Hiring Authority on all designated cases and coordinating with the SAIG for cases monitored by the BIR.

31140.4.14 Office of Civil Rights

The OCR may initiate investigations when an employee files a complaint with the OCR regarding discrimination, harassment, or EEO related retaliation. Following completion of OCR's evaluation, and if the OCR determines that an OIA investigation may be necessary, the OCR shall forward a copy of the intake document and all related information to the OIA for investigation consideration.

31140.5 Employee Expectations & Reporting

Each employee, regardless of classification or rank, shall adhere to the Department's Employee Performance Standards as defined in DOM, Section 3, Article 22, Subsection 33030.3. Each employee shall report misconduct or any unethical or illegal activity in a timely manner. Failure to report employee misconduct or any unethical or illegal activity in an investigation or allegation inquiry shall be grounds for corrective action, disciplinary

action, or both. Employees shall not make false statements when questioned, interviewed, or in reports submitted.

31140.5.1 Employee Duty to Cooperate

Each employee of the CDCR is required to comply and cooperate as follows:

- If requested to make a statement in any official internal investigation conducted by the Department, employees shall make full, complete, and truthful statements. Failure or refusal to make statements or making false statements during Department Internal Affairs investigations may result in disciplinary action.
- Employees shall not take any action which would interfere with, delay, distort, or unduly influence any official investigation conducted by the Department or any other government agency. Any employee who knowingly gives false evidence, withholds evidence, or interferes in any way during such an investigation, or requests or encourages another to do so, may be subject to disciplinary action.
- Employees have a duty to cooperate with investigators of the Department and with officials from other law enforcement agencies who are conducting a criminal investigation. Employees shall make full, complete, and truthful statements. Failure to cooperate may result in disciplinary action.

31140.6 Authority to Conduct Investigations

Pursuant to Government Code Section 11182, the Secretary of the Department delegates the authority to initiate and conduct investigations to the Assistant Secretary, OIA.

31140.7 Requirements for Hiring Internal Affairs Investigators

Investigators shall be hired in accordance with Penal Code Sections 6065 (b)(1) and 6126.1(c).

31140.8 Required Training

All Internal Affairs investigators shall complete investigation training and be certified as mandated by Penal Code Section 6126.1 and the OIA Investigation Training Requirements. In addition, Internal Affairs investigators shall complete advanced investigative training as outlined in the OIA Investigation Training Requirements.

31140.9 Filing an Allegation of Employee Misconduct with a Hiring Authority

Information regarding alleged employee misconduct shall be reported promptly by staff to a supervisor or other appropriate departmental, governmental, or law enforcement entity. If information is reported verbally to a supervisor, the staff person shall also submit a written report to the supervisor. The supervisor shall prepare a separate written report regarding the allegation(s) and shall submit his/her report and the staff person's report to the Hiring Authority or to the Hiring Authority's supervisor if the allegation(s) are against the Hiring Authority. Such reports shall include all pertinent information concerning the allegation(s), the timeline, and the source(s) of the information.

Any allegation of misconduct which is believed by staff to constitute an emergency shall be reported immediately to a supervisor, locally designated investigators, or the OIA. In the event of such an emergency, staff shall follow-up with the written report within one (1) day of learning of the information. Some instances that constitute an emergency are as follows:

- Possible loss of life or serious bodily injury;
- Serious breach of facility security;
- Further aggravation of a potentially dangerous situation;
- Activities which seriously compromise or jeopardize an investigation;
- An illegal activity which may occur imminently.

31140.10 Reporting Misconduct and Protecting Employees from Retaliation

To encourage and protect employees that confront and report serious misconduct, the Department has strengthened its policies and procedures to provide additional protections beyond those included in the California Whistleblower Protection Act (Government Code section 8547 et seq.) and other California protective statutes. This reporting of misconduct process and the protection offered by the Department are detailed in the Department's "Policy and Procedure for Reporting Serious Misconduct and Protecting Employees from Retaliation." The procedures may be obtained by contacting the OIA.

31140.11 Inmate, Ward, or Parolee Complaints Against Staff

All inmate, ward, or parolee complaints against staff shall be processed in accordance with DOM, Section 54100.

31140.12 Complaints by Members of the Public Against Department Employees

Pursuant to Penal Code Section 832.5, it is the policy of the Department, as an employer of peace officers, to have a procedure for investigating a complaint by a member of the public against its peace officers.

Any person, other than an inmate, ward, parolee, or departmental employee, who wishes to file a complaint of misconduct by a departmental peace officer as defined in the California Code of Regulations (CCR), Title 15, Section 3291(b), shall be advised to submit a complaint. Complaints of misconduct will normally be recorded on a CDCR Form 2142, Citizen's Complaint Against Employee of the California Department of Corrections.

A complaint may be made at any time, day or night, to any on-duty departmental supervisor. The complainant may also choose to mail or deliver his/her complaint directly to the Hiring Authority or any Department Head. Whenever possible, the complainant shall be requested to personally meet with or talk to the Hiring Authority or designee at the time of the original complaint.

Upon initial receipt of a complaint by a member of the public, the supervisor accepting the complaint shall confirm the complaint involves a Department employee(s). Complaints determined to involve personnel from other agencies shall be forwarded to the appropriate authority through the appropriate chain of command. The supervisor accepting the complaint shall prepare a Citizen's Complaint Receipt Acknowledgment and forward it to the complainant within five (5) working days.

Upon receipt of a written complaint or CDCR Form 2142 from a member of the public, the departmental supervisor accepting the complaint shall forward the complaint to the Hiring Authority for review. The Hiring Authority shall evaluate the complaint and determine whether the issue is supervisory in nature, if a CDC Form 989 is required, or if a written response to the member of the public will suffice. If the complaint is regarding sexual harassment or discrimination based on race, gender, national origin, religion, sexual orientation, or disability, the complaint shall be referred to the OCR for investigation and appropriate disposition.

Complaints and reports and findings relating to the complaints made by members of the public shall be retained for a period of at least five (5) years pursuant to Penal Code Section 832.5 (b).

31140.13 Logging Allegations of Employee Misconduct

The Hiring Authority or designee shall log each allegation of employee misconduct, regardless of whether the allegation is referred for investigation, on the CDCR Form 2140, Internal Affairs Allegation Log. The log shall be incident-driven; therefore, more than one employee can be listed under one log entry. Log numbers shall be assigned using a standard logging system, utilizing the following format: **ABC-001-06**.

- The first identifier "ABC" indicates the institution (i.e. CMF), field office, or other work site by the acronym.
- The second identifier "001" indicates the sequential number. The sequence continues throughout the year.
- The third identifier indicates the calendar year in which the allegation of misconduct was initiated for action.

To ensure department-wide standardization and compliance with departmental audit tools, the CDCR Form 2140 shall be utilized by each Hiring Authority for tracking.

31140.14 Allegation Inquiry

Allegation inquiries shall be conducted at the direction of the Hiring Authority when there is an allegation of misconduct, which if true could lead to adverse action, and the subject(s), allegation(s), or both are not clearly defined or more information is necessary to determine if misconduct may have occurred. Each allegation inquiry shall be promptly performed by locally designated investigators approved by the OIA or OIA investigators. A written allegation inquiry report shall be provided to the Hiring Authority and shall document the collection of preliminary information that supports or refutes alleged misconduct. All applicable sections of Memoranda of Understanding (MOU) related to personnel investigations shall be followed.

The Hiring Authority, or designee, shall indicate on the CDCR Form 2140, in the designated area, if an allegation inquiry is being conducted and the resulting action from the allegation inquiry (e.g., referred to CIU for investigation, processed as a CDC Form 602, Inmate/Parolee Appeal Form, or found to not have merit).

If, during the course of the allegation inquiry, sufficient information is obtained to warrant an Internal Affairs investigation, the locally designated investigators approved by the OIA or the OIA investigator shall notify the Hiring Authority. The Hiring Authority shall forward a CDC Form 989 to

the OIA CIU requesting an Internal Affairs investigation. If the allegation inquiry reveals sufficient evidence for the Hiring Authority to impose direct adverse action, the Hiring Authority shall forward a CDC Form 989 to the OIA CIU requesting to impose direct adverse action.

31140.15 Requests for Internal Affairs Investigation

The CDC Form 989 and the corresponding Documents and Materials checklist shall be promptly completed and forwarded to the OIA CIU, by the Hiring Authority for processing as soon as is reasonably practical. The Hiring Authority shall complete the CDC Form 989 and shall submit copies of all documents and materials pertinent to the request. Original documents and evidence shall be maintained by the requesting Hiring Authority unless otherwise agreed to and ordered by the SAC.

The Hiring Authority or designee shall note the complainants name and contact information, the supervisor/manager who discovered the misconduct, and the discovery date as follows:

- **Complainant:** Individual (inmate, ward, parolee, citizen, staff, or other) who brought the misconduct allegation to the attention of CDCR staff.
- **Discovery:** Date that an uninvolved manager or supervisor observed, was advised of, or otherwise discovered the misconduct.

The Hiring Authority or designee shall note any special information on the CDC Form 989 such as the employee being placed on administrative time off, temporarily reassigned pending the investigation, issued a firearm restriction, or other pertinent information. The CDC Form 989, with supporting documentation, shall be forwarded to the OIA CIU by special mail processing (express/receipts) or personal delivery. The transmittal envelope shall be sealed and clearly marked "CONFIDENTIAL" with appropriate return address information.

A limited exception to the Central Intake requirements exists for urgent matters involving potential employee misconduct requiring immediate investigative action. If immediate investigative action is believed to be necessary, the Hiring Authority shall request assistance from the OIA Regional Office. If OIA is unable to respond, the Hiring Authority may take independent action but is required to report such action to the OIA Regional Office no later than the next business day.

31140.16 Review, Evaluation, and Disposition

The CIU shall review each CDC Form 989 and all supporting documentation and shall evaluate and make a determination regarding each matter within thirty (30) calendar days.

Requests for investigation shall receive a case number and be evaluated using a priority approach. Outcomes of the evaluation are as follows:

1. Accepted for Investigation

Allegations of misconduct accepted by the CIU for investigation shall be forwarded to one of the OIA regional offices for assignment. Once received, the OIA regional will assign the investigation as follows:

- Assign the investigation to a Special Agent from the OIA regional office within ten (10) calendar days;
- Assign the investigation to a locally designated investigator within ten (10) calendar days. The investigation shall be supervised and monitored by a Senior Special Agent from the respective OIA Regional Office.

The SAC, CIU, shall provide written acceptance of the case by memorandum to the Hiring Authority. The memorandum shall include the OIA regional office with case responsibility and the CMS case number. This acceptance memorandum shall remain a permanent record in the Internal Affairs investigator's case file.

2. Referred for Investigation

These cases contain allegations that are more appropriately investigated by other entities (i.e., outside law enforcement, the OIG, or OCR).

3. Returned to the Hiring Authority Without Investigation

Investigation requests may be returned to the Hiring Authority for failing to provide all necessary information, for failing to meet the criteria for an Internal Affairs investigation, or when the CIU determines no investigation is warranted. These requests are returned to the Hiring Authority with a recommendation for the following:

• Direct Discipline/Supervisory Action:

If misconduct is sufficiently well-documented, the case may be referred back to the Hiring Authority for direct adverse action with consultation from an assigned Vertical Advocate for designated cases or in consultation with the Vertical Advocate for all other cases. If the Vertical Advocate or ERO/Disciplinary Officer determines that a subject interview or other interview(s) is

necessary, the Vertical Advocate or ERO/Disciplinary Officer shall notify the CIU and request an interview(s). Locally designated investigators are not authorized to initiate investigations or conduct interviews without approval of OIA.

Some misconduct should be addressed by taking corrective action, such as training, policy or procedure change, or other progressive discipline measures.

• Further Investigation or Inquiry Required:

Some requests for investigation may require the Hiring Authority to provide additional information or investigation. When the CIU determines insufficient information or documentation was submitted with the CDC Form 989, CIU staff shall contact the Hiring Authority or designee and request additional information. The requested information and/or documentation shall be provided to the CIU within ten (10) calendar days, if the information is available.

• No action:

Some requests may not warrant any corrective or adverse action.

For requests returned without investigation, a memorandum shall be completed by the SAC and forwarded to the Hiring Authority. The memorandum shall include a detailed explanation for the action taken and shall direct the Hiring Authority, as appropriate, to determine the appropriate disciplinary action while taking into account any prior misconduct by the employee or corrective action imposed. A copy of the memorandum shall be retained in the CIU file. In addition to responding in writing, the SAC shall be available to the Hiring Authority to discuss the decision for the return of the investigation. The Hiring Authority may appeal the decision in writing to the Chief, OIA, Headquarters Operations, promptly following issuance of a returned case memorandum.

31140.17 Case Assignment

When a request for investigation is accepted, the case shall be assigned to an OIA regional office (Headquarters, Northern, Central, or Southern). If the case is assigned by the OIA region to a locally designated investigator, the case shall receive a case number and be supervised by a Senior Special Agent from the OIA regional office. The locally designated investigator shall complete the case and return it to the Senior Special Agent for final review before it is noted as complete in the CMS.

31140.18 Logging Allegations

In accordance with Penal Code Section 6065(b)(2), all Internal Affairs allegations or complaints, whether investigated or not, shall be logged into CMS and numbered sequentially on an annual basis. The log shall specify, but not be limited to, the following information: The sequential number of the allegation or complaint, the date of receipt of the allegation or complaint, the location or facility to which the allegation or complaint pertains, and the disposition of all actions taken, including any final action taken. The log shall be made available to the Inspector General.

31140.19 Case Management System

The OIA Information Technology personnel shall maintain, control, and secure an electronic CMS for purposes of security and efficiency and to allow real-time documentation of case activity by investigators, Vertical Advocates, and ERO/Disciplinary Officers. In addition to capturing information during the course of an investigation, the CMS will capture post-investigation information, such as case findings, disciplinary action, and legal action.

Users include OIA Central Intake staff; OIA staff, Vertical Advocates, BIR, Hiring Authorities, ERO/Disciplinary Officers, and designated local Internal Affairs investigators. The OIA may, at its discretion, grant CMS access to other Department staff having significant roles in the employee disciplinary process. For purposes of security and investigative integrity, the OIA shall also have the sole authority to grant or remove access to the CMS for any CDCR employee.

The OIA shall create and maintain a user manual for the CMS that shall provide detailed operating procedures for OIA employees and other authorized CMS users.

• New Cases

As investigative requests are evaluated by the CIU, the request/case shall be opened in CMS and key information, such as allegation, case type, and initial case decisions shall be recorded in CMS. If an investigation is opened, case assignment information shall be entered in CMS.

• Ongoing Cases

Investigators and authorized users shall use CMS to record case activity, monitor case progress, and provide a real-time record of decisions. Other authorized users may use CMS to monitor case activity or record pertinent actions, activities, and decisions.

- **Closing Cases**

Investigators, Vertical Advocates, and Hiring Authorities shall refer to and comply with DOM, Section 3, Article 22 regarding investigative review and case closure.

31140.20 Criminal Investigations

A criminal investigation should be conducted for an allegation of employee misconduct when there is reason to believe the employee has committed a violation of criminal law and an outside law enforcement agency is not conducting an investigation. The CIU shall identify and document the potential criminal violation and the facts and evidence represented in support of the complaint. The CIU shall refer the case to a SAC for the respective region who will assign the criminal investigation to a Senior Special Agent for supervision.

Upon case initiation, the Senior Special Agent or the Special Agent shall confer with the Vertical Advocate, for designated cases, and the SAIG for cases monitored by the BIR. Upon completion of the investigation, if probable cause exists to believe that a crime has been committed, the investigation shall be referred to the appropriate agency for prosecution.

Criminal investigations shall be conducted in compliance with all laws, regulations, and departmental policies.

31140.21 Administrative Investigations

An administrative investigation shall be conducted into allegations of staff misconduct that are violations of policy, procedure, or law. Administrative investigations may be conducted concurrently or subsequent to a criminal investigation. The determination of whether to conduct the administrative investigation concurrently with the criminal investigation shall be made by the Senior Special Agent in consultation with the Vertical Advocate and BIR in conjunction with the prosecuting agency. In addition, the prosecuting agency shall be consulted prior to any compelled subject interview when criminal charges or court proceedings are pending. If the prosecuting agency requests the Internal Affairs investigation be delayed pending criminal prosecution, that request shall be documented in the case file and in CMS. An administrative investigation, adverse action, or both, shall not be delayed unless it clearly would jeopardize the criminal prosecution.

In an administrative investigation, an employee does not have a right to refuse to answer questions likely to lead to the discovery of relevant evidence as determined by the investigating entity. When the employee is compelled to answer these questions, the answers cannot be used against the employee in a criminal or state court civil proceeding subject to certain exceptions. In an administrative investigation of a peace officer involving possible criminal conduct, the peace officer shall be advised of his/her constitutional rights before questioning, followed by the "Lybarger warning" if he/she refuses to answer the questions on the grounds the answer may be self-incriminating. [Refer to Government Code Section 3303 (f) and (h).]

31140.22 Retaliation Investigations

OIA is responsible for investigating retaliation as defined under the California Whistleblower Protection Act and other California retaliation protective statutes, except for retaliation associated with EEO complaints and processes which fall under the responsibility of the OCR. EEO related retaliation complaints that are received by OIA shall normally be forwarded to OCR for review and consideration.

Upon receipt, the OIA CIU shall conduct a review and analysis of all non-EEO related retaliation complaints. Each complaint shall be evaluated on its merits to determine if a prima facie case of retaliation can be established.

In order for a complaint or referral for investigation to establish a prima facie case of retaliation and be accepted by OIA, the following must be established:

- That an employee directly or indirectly used or attempted to use official authority or influence for the purposes of intimidating, threatening, coercing, commanding, or attempting to intimidate, threaten, coerce, or command for the purpose of interfering with the reporting of an improper governmental activity or making a protected disclosure; **or**
- That the employee: a) made a disclosure to a manager or supervisor of what is believed to be an improper governmental activity; b) was or is cooperating in an investigation of improper governmental activity; or c) refused to obey an illegal order or directive; **and**

- The alleged retaliator was aware of the protected activity, protected disclosures, or failure to obey an illegal order; **and**
- The employee subsequently suffered reprisal, retaliation, threats, coercion, intimidation, or similar acts; **and**
- There was a causal connection between the protected disclosure, protected activity, or refusal to obey an illegal order and the adverse acts.

31140.23 Workers Compensation Fraud Investigations

The OIA is responsible for investigating Workers' Compensation fraud. Penal Code Section 550 and Insurance Code Section 1871.4 define the law relating to Workers' Compensation insurance fraud.

It is a felony to present a false or fraudulent claim to receive Workers' Compensation benefits. Fraud can occur at any time during the life of a Workers' Compensation claim; from the initial filing of the claim, to false statements to the employer, doctor, medical care personnel, physical therapist, claim representative, or anyone else involved in the administration of the claim and the determination of available benefits. Fraud can occur even if the initial injury was legitimate and the filing of the claim was warranted if the employee later makes a material false statement or misrepresentation.

31140.24 Deadly Force Investigations

The OIA investigates all reported use of deadly force incidents resulting in injury and all reported uses of nondeadly force resulting in death or fatal injury. These deadly force incidents do not generally include inmate assault/battery on staff or warning shots in an institution/facility setting. The OIA shall deploy separate Deadly Force Investigation Teams (DFIT) to conduct criminal and administrative investigations as soon as is reasonably practical after receiving a report of such an incident.

- **DFIT-Criminal Team**

The DFIT-Criminal Team conducts deadly force criminal investigations either independently or in conjunction with appropriate local law enforcement agencies or district attorney's office. In some cases and locations, the criminal investigation will be conducted by the local law enforcement agency in accordance with MOU's between the Department and the local law enforcement agency. In these cases, the DFIT-Criminal Team will monitor the progress of local law enforcement and assist when appropriate.

- **DFIT-Administrative Team**

The DFIT-Administrative Team conducts deadly force administrative investigations as required to determine whether the use of force complied with department policies and procedures and to identify any need for policy, procedure, training and/or equipment modifications. The DFIT-Administrative Team refers and presents the completed investigation to the Deadly Force Review Board for disposition.

The OIA shall also refer to CCR Section 3268.1 for additional guidance and requirements governing deadly force investigations.

31140.25 Employee Representation Rights

Employees are entitled to representation during investigative interviews consistent with MOU's, Public Safety Officers Procedural Bill of Rights Act, and other State and federal laws. A personal advisor, attorney, or another state employee designated by the subject or witness may attend any interview that may lead to adverse action. Employees who are possible subjects or witnesses in the investigation are excluded as employee representatives.

31140.26 Temporary Authorization (TAU) Appointments

Employees with a temporary authorization (TAU) appointment status are not entitled to have a representative present during an interview which is preparatory to a separation from the TAU appointment. However, if a proposed action against an employee in this status is attributable to a specific incident that would have resulted in an adverse action, investigatory interviews shall be handled like adverse action cases and employee representation shall be allowed as prescribed by law.

31140.27 State Time

Use of State time for investigative matters shall be approved by the employee's supervisor. Absent an emergency, employees may request and shall be allowed reasonable State time by the supervisor to contact/secure a representative and to discuss the matter prior to any meeting/interview that may lead to adverse action. The employee shall also be allowed reasonable State time to prepare for the interview/meeting with the representative.

31140.28 Statute of Limitations

Government Code Section 3304(d) and (g) for public safety officers and Government Code Section 19635 for nonpublic safety employees shall be adhered to regarding statute of limitations for administrative investigations.

31140.29 Memoranda of Understanding

In addition to complying with the provisions of law and regulation, OIA staff shall also adhere to conditions detailed in the various bargaining unit MOU's. All investigators shall be familiar with the employee investigation requirements of these agreements and their application to the investigation process.

31140.30 Investigator's Field Guide

Internal Affairs investigations shall be conducted with due diligence and completed in a timely manner in accordance with the law, applicable MOU's, and the OIA's Investigator's Field Guide.

31140.31 Subject Interviews

All departmental employees under investigation and subject to interview by an investigator shall be informed of the following before such interview: (1) Name and classification of the investigator; (2) Name and classification of all other persons to be present during the interview; and (3) The nature of the investigation in sufficient detail to allow the employee to respond to the allegations.

31140.32 Witness Interviews

If during a witness interview, facts are discovered that indicate the witness may have committed misconduct, the OIA investigator shall immediately discontinue the interview, even if the facts/admissions are not related to the incident being investigated. The OIA investigator shall reschedule the interview applying all employee procedural safeguards related to a subject of investigation/inquiry.

31140.33 Recording Interviews During an Investigation

During OIA investigations, all noticed employee interviews concerning matters that could lead to an adverse action shall be audiotape-recorded.

Any audiotape recording of a noticed investigatory interview shall be as follows:

1. Made openly and with the full knowledge of the employee being interviewed;
2. Completely documented as part of the final report; and
3. Retained for later transcription, if needed.

An employee being interviewed as the subject of an investigation may audiotape-record any portion of the interview and have access to the Department's audiotape recordings if any further proceedings are contemplated or prior to any further interrogation at a subsequent time. If a subject audiotape-records the interview, he/she may retain possession of his/her audiotape upon the conclusion of the interview.

An employee being interviewed as a witness of an investigation may audiotape-record the interview, but may not retain the original or a copy of the audiotape recording. Digital recorders shall not be allowed in witness interviews, unless the employee agrees to relinquish possession of the recorder at the end of the interview. The employee shall have access to the audiotape recordings made by the Department and the employee before any subsequent interview.

All audiotape recordings shall be retained with the original investigative/inquiry report. Audio recordings are part of the investigative/inquiry report and are confidential.

This Section does not apply to surreptitious recordings conducted during a criminal investigation.

31140.34 Criminal Investigations - Witness Assertion of Fifth Amendment Privilege Against Self-Incrimination

A witness in a criminal investigation has the right to assert his/her Fifth Amendment privilege against self-incrimination when: (1) He/she has reasonable grounds to believe that his/her testimony may be used against him/her in the criminal matter under investigation or in a future criminal proceeding; or (2) That his/her testimony might uncover other evidence against him/her in a criminal matter.

Witnesses cannot assert the Fifth Amendment privilege against self-incrimination solely to protect others from possible criminal prosecution or solely to avoid providing information to investigators.

31140.35 Administrative Immunity from Disciplinary Action

Requests to confer administrative immunity during an investigation must be processed in accordance with the CDCR's Policy on Immunity during Internal Affairs Investigations. The policy may be obtained by contacting the OIA.

31140.36 Criminal Misconduct Discovered During an Investigation/Inquiry

If an investigation or allegation inquiry reveals a possible violation of criminal law, the OIA investigator shall present the facts of the case to the Regional SAC.

- The SAC shall coordinate with the CIU so that the additional allegation can be presented to the CIP. If urgent circumstances exist that require immediate investigative response, the SAC should initiate such action and advise the CIU subsequently.
- If approved by the CIP, a criminal investigation by OIA shall be conducted, and the case presented to the local prosecuting agency for possible prosecution if there is probable cause to believe a crime has been committed.
- When criminal prosecution is possible, the designated Special Agent should consult with the prosecuting authorities before interviewing the involved employees.
- If, in a criminal case, the prosecuting agency declines to prosecute, this fact and the reason for the decision not to prosecute shall be documented in the CMS by the assigned investigator.

31140.37 Administrative Misconduct Discovered During an Investigation/Inquiry

If an investigation/inquiry of alleged employee misconduct reveals possible additional misconduct, the OIA investigator shall present the facts of the case to the SAC. The SAC shall promptly notify the Hiring Authority and consult with the Vertical Advocate to determine if the additional allegations should be included with the existing investigation/inquiry or presented to the CIP. After consultation with the SAC, additional allegations shall be added if appropriate and the investigation of the additional allegations shall be conducted by OIA.

31140.38 Confidentiality of Investigations

All investigative records of the OIA are confidential. OIA investigators, locally designated investigators, OIA support staff, and others involved in an investigation/inquiry shall not discuss with others, except Department legal counsel and the OIG, any aspect of any investigation/inquiry record without approval of OIA.

All other Department staff not mentioned above involved in an investigation/inquiry, including witnesses and administrators, shall not discuss any aspect of any investigation without approval of OIA excepting discussions with their employee representative and legal counsel.

31140.39 Correspondence Relating to Any Internal Affairs Investigation

All correspondence related to any Internal Affairs investigation shall be clearly marked "CONFIDENTIAL." Correspondence includes, but is not limited to, reports, evidence, recordings, photographs, documents, or investigative material concerning any Internal Affairs investigation. When sending correspondence through the United States Postal Service, departmental mail, United Parcel Service, or other courier service, such material shall be sealed in a manner designed to prevent or reduce unauthorized access.

31140.40 Investigative Report

All reports shall be submitted in the standard format provided by the OIA beginning with a statement of the allegation or complaint, shall provide all relevant facts, and shall include the investigator's signature. The report shall address material contradictions, but shall not include any conclusions regarding disposition of the investigation.

31140.41 Distribution of Investigations

Upon completion of each Internal Affairs investigation, the investigator shall forward the investigative report, all supporting documents, investigative notes, and case file documents to the SAC; the Vertical Advocate for designated cases; and the SAIG for cases monitored by the BIR. For designated cases and cases monitored by the BIR, the forwarding and distribution of copies shall be undertaken consistent with DOM, Section 3, Article 22. The investigator shall store his/her investigative report in CMS.

For all other cases, upon approval of the completed investigation, the Regional SAC shall forward a complete copy, including a copy of all exhibits, investigative notes, and case file documents to the Hiring Authority who requested the investigation. In the event that the requesting Hiring Authority became a witness or a subject of the completed investigation, the investigative report and supporting documentation shall be forwarded to the Hiring Authority's immediate supervisor.

Upon completion of any additional investigation that may be requested by the Hiring Authority, Vertical Advocate for designated cases, or the SAIG for cases monitored by the BIR, the Regional SAC should forward a letter to the subject of the investigation advising the subject that the investigation has been referred to the Hiring Authority. The Hiring Authority shall review the investigation package, determine the investigative findings, and initiate disciplinary action, if necessary, consistent with DOM, Section 3, Article 22. A complete copy of the investigation and case file shall be maintained by the OIA.

31140.42 Maintenance of Investigation/Inquiry Records, Files, and Complaints

All reports, documents, evidence, and other materials or information relative to any investigation shall be processed and stored in a manner precluding unauthorized access or disclosure (refer to Penal Code Sections 832.7 and 832.8, and Evidence Code Sections 1043 and 1046).

The Hiring Authority shall ensure the proper maintenance and security of investigation/inquiry records and files pursuant to Penal Code Sections 832.5 and 832.7.

31140.43 Purging Investigation/Inquiry Records

Investigation records shall be purged and destroyed as provided in the Records Retention Schedule. Purging may be postponed if litigation or potential litigation is pending, or if there are other justifiable reasons. The OIA shall forward a request, by memorandum, regarding approval/disapproval to purge investigative records to the Hiring Authority of each employee investigation and to the OLA. The Hiring Authority and OLA shall review current litigation with appropriate staff before authorizing, in writing, the purging of these records.

31140.44 Revisions

The Assistant Secretary, OIA, or designee shall be responsible for ensuring that the contents of this Article are kept current and accurate.

31140.45 References

GC §§ 3303(f) and (h), 3304(d) and (g), 8547, 11182, 19635.
 PC §§ 550, 832.5, 832.5(b), 832.7 and 832.8, 6065(b)(1), 6065(b)(2), 6126.1, 6126.1(c).
 EC §§ 1043 and 1046.
 IC § 1871.4.
 CCR (15) § 3268.1 and 3291(b).
 Madrid v. Tilton, (USDC. No C90-3094 TEH) December 2006.
 Fifth Amendment.
 Public Safety Officers Procedural Bill of Rights Act.
 California Whistleblower Protection Act.

ARTICLE 15 — RELEASE OF PAYROLL WARRANTS

Revised September 3, 2013

31155.1 Policy

It is the policy of the Department that all employees receive a payroll warrant each payday. For all fulltime and fractional timebase employees, payday is the last working day of each pay period (Master Payroll). For intermittent/hourly employees, payday is no later than the 15th day of the following month. These dates may be affected by any late payroll adjustments (e.g., late dock).

State Administrative Manual (SAM) 8580.2 states that when a pay period ends on a normal workday (Monday through Friday), departments may release salary warrants anytime on that day after the employee has completed the work for the pay period. When the pay period ends on a Saturday, Sunday, or a holiday, departments may release salary warrants anytime on the last preceding normal workday (Monday through Friday) provided the employee has completed the work for the pay period. If employees are going to deposit or cash their warrants prior to the issue date, they should be cautioned to do so just before bank closing time, or 4:00 p.m., on those days when the banks are open until 6:00 p.m.

Generally, Master Payroll warrants are not to be released until the completion of work on payday or before 3:00 p.m. on payday, whichever is earlier. Payroll warrants released earlier, or at 3:00 p.m., shall not be deposited or cashed before 4:00 p.m.

In the event of staff use of informal administrative time off as granted by the Governor, payroll warrants shall not be released earlier than 12:00 noon of the last working day in December.

SAM provides for salary advances only when errors or delays in submitting or processing documents make it impossible for the State Controller's Office

(SCO) to prepare and deliver proper payroll warrants within a reasonable amount of time. The Memorandum of Understanding (MOU) limit the number of annual salary advances, and identify the time frame in which late dock salary advances shall be issued.

31155.2 Purpose

This Article sets forth the procedures for the early release of payroll warrants and the release of payroll warrants after normal work hours, and addresses late dock salary advances.

31155.3 Direct Deposit

Employees may avoid this process by signing up for Direct Deposit (DD) of their payroll warrants. It is strongly urged that employees make arrangements for DD of their payroll warrants. STD Form 699, Direct Deposit Enrollment Authorization, may be obtained from the Personnel Office. The bank routing number from the financial institution will be necessary. It will take approximately 30 to 45 days from the time the SCO receives the STD Form 699 to credit the employee's payroll warrant to the designated bank account.

31155.4 Early Release of Payroll Warrant

Payroll warrants may be approved for early release, but no earlier than one day prior to the normal payday. Early release of the Master Payroll warrants may be allowed for the following reasons:

- Employees are required to travel on State business on payday.
- Employees are called away on personal emergencies or for unforeseen urgent matters on payday.

Acceptable Reasons

Examples of personal emergencies or unforeseen urgent matters include, but are not limited to, the following:

- Death in the immediate family.
- Medical emergency or sudden illness in the family.
- Acts of vandalism which have caused significant damage to a vehicle which requires immediate repair.
- Emergency home repairs due to unforeseen events such as fire, flooding, storm damage, theft, or vandalism.

Good judgment should be used in requesting and approving early release of payroll warrants.

31155.4.1 Responsibilities of an Employee Requesting an Early Release of a Payroll Warrant

To request an early release of a payroll warrant, an employee shall complete a CDCR Form 1816, Request for Early Release of Payroll Warrant, and include:

- The need for an early release of a payroll warrant with sufficient explanation of the circumstances, i.e., away from the work place on payday due to State business travel, personal emergency, or unforeseen urgent matter and not on leave status.
- Employee's signature stating the payroll warrant will not be deposited or cashed before 4:00 p.m. on the official payday.

Early release of payroll warrants shall not be approved if the employee is:

- Utilizing leave credits for other than personal emergency or unforeseen urgent matters on payday.
- On extended sick leave.

Employees in these situations have the following options:

- Provide a self-addressed, stamped envelope in which to have their payroll warrant mailed.
- Initiate DD with their bank or credit union.
- Designate, in writing, another person (including the designated person's social security number) to pick up the employees' payroll warrant(s) for them.
- Obtain their payroll warrant upon returning to the workplace.

Employees with flexible work schedules may not request early release of their payroll warrant because payday falls on one of their Regular Days Off (RDO). If employees are on a mandatory 4/10 timebase, the accounting office will release their payroll warrants upon completion of their work shift, at the end of the pay period, but not more than one day before payday, and only if payday falls on one of their RDOs.

Note: Violations of the early warrant release policy may result in suspension of all early releases of payroll warrants at the facility, parole region, or headquarters. If control agencies note widespread violations, CDCR may be suspended from releasing any payroll warrants early.

31155.4.2 Designation of an Early Release Request Reviewer

Wardens shall designate a staff member, at a level of Correctional Business Manager I or above, to review all CDCR Form 1816s for their respective facilities.

Since payroll warrants of parole region staff are normally mailed to the parole region offices prior to payday, each Regional Parole Administrator shall be responsible for the approval of any early release of payroll warrant requests for their respective regions. Regional Parole Administrators may designate their Deputy Regional Parole Administrator or their Assistant Regional Parole Administrator to review all CDCR Form 1816s for their respective parole regions.

The Chief of Accounting Management Branch, headquarters, is the designated reviewer for headquarters' unit's early releases.

31155.4.3 Responsibilities of the Supervisor of the Requestor

Prior to signing and forwarding the CDCR Form 1816, it is the responsibility of the supervisor of the requestor to:

- Review the request.
- Verify the personal emergency or unforeseen state of urgency for appropriateness.
- Verify the employee will be away from his or her work site on State business on payday.
- Verify the employee has sufficient leave credits available to cover the completion of work in the pay period.
- If approved, sign the CDCR Form 1816 and forward it to the designated reviewer with all the appropriate supporting documentation.
- If denied, return the CDCR Form 1816 to the employee.

31155.4.4 Responsibilities of the Designated Reviewer

Prior to signing and forwarding the CDCR Form 1816, the designated reviewer shall:

- Review the request for appropriateness.
- Request further verification, if necessary.
- If approved, sign the CDCR Form 1816 and forward it to the accounting office or to the parole unit office with all of the appropriate supporting documentation.
- If denied, return the CDCR Form 1816 to the employee.
- Maintain a copy of each CDCR Form 1816 (approved or denied).

31155.4.5 Responsibilities of the Accounting Office / Parole Unit Supervisor

The accounting office or parole unit supervisor for the parole region shall:

- Notify the employee when the payroll warrant may be picked up.
- Maintain a warrant log of the payroll warrant number, employee name, and signature of employee when he or she picks up the payroll warrant. Substitutions for a warrant log must receive prior approval from the Chief of Accounting Management Branch in headquarters.

31155.5 Late Dock Salary Advance

When an employee does not receive a payroll warrant on payday, the Department agrees to issue a salary advance, consistent with the MOU and Department policy and under the following conditions:

- When errors or delays occur in processing the payroll documents through no fault of the employee, a salary advance shall be issued on payday for an amount close to the actual net pay.
- For represented employees, the number of salary advances allowed per calendar year is defined in the bargaining unit contract. If the employee has not exceeded the maximum number of salary advances allowed by their respective MOU, a salary advance for the amount close to actual time worked in the pay period shall be issued within five workdays after payday.
- An employee with late dock who has exceeded the maximum number of salary advances allowed by his/her respective MOU shall receive his/her corrected SCO payroll warrant when it has been reissued by SCO.

31155.6 Release of a Payroll Warrant After Hours, Weekends, or Holidays

This section only pertains to 24-hour facilities. There shall be no provisions for release of payroll warrants after-hours, weekends, or holidays for headquarters staff.

Wardens should establish procedures for releasing payroll warrants other than on normal workdays (Monday through Friday) and normal work hours (8:00 a.m. to 5:00 p.m.) and ensure that:

- Staff (e.g., control room or assignment staff) are not designated to handle payroll warrants if their duties are incompatible with the requirements regarding the handling of payroll warrants. (See DOM 31155.6.1.)
- A warrant issuance log is maintained by the above-designated staff. The warrant issuance log shall include the warrant number, printed employee name, and the signature of the employee whose payroll warrant is being released.
- In lieu of the above warrant issuance log, a printed alpha roster with the names and social security numbers of all employees may be used. Warrant numbers must be printed on the roster.
- The facility designates a secured area where the payroll warrants shall be locked safely when unattended and available only to the designated staff.
- The facility establishes procedures to transfer custody of the payroll warrants and the warrant issuance log:
 - Between designated staff at each change of shift.
 - When the payroll warrants and warrant issuance log are picked up from and returned to the accounting office.

This procedure shall require the designated staff to be fully accountable for payroll warrants at all times; and that the undistributed payroll warrants and the completed warrant issuance log will be returned by the designated staff to the accounting office on the first normal workday after the weekend and/or holiday when the accounting office opens.

Unless a facility is unable to meet all of the above requirements or has other extenuating circumstances that would prohibit implementation, all Wardens are strongly urged to implement a process for releasing payroll warrants after-hours, on weekends, and holidays. Implementation of such procedures shall not result in additional cost to the State, nor affect institutional security.

If a facility cannot meet any one of the above requirements, the Warden may seek an exemption from the requirement if an alternative means is established to compensate for that requirement. Exemption from any of the above requirements shall be made in writing to:

California Department of Corrections and Rehabilitation
Associate Director - Accounting
Sacramento Management Branch

It is strongly recommended that all accounting offices extend their hours each payday to accommodate as many of the different shifts/work schedules as possible and minimize the need to establish procedures for releasing payroll warrants during weekends or holidays. Payroll warrants released shall not be deposited or cashed prior to 4:00 p.m. on payday.

31155.6.1 Designation of Staff to Distribute and/or Handle Payroll Warrants

Per SAM 8580.1, State agencies will observe the following separation of duties in designating persons who can certify or process personnel documents to SCO, Division of Personnel and Payroll Services. Persons designated by agencies to receive salary warrants from SCO, or to distribute salary warrants to employees, or to handle salary warrants for any other purpose will not be authorized to process or sign any of the following personnel documents:

- STD Form 603, Absences Without Pay Report.
- STD Form 634, Absence and Additional Time Worked Report.
- STD Form 666, Payroll Exceptions Report.
- STD Form 672, Time and Attendance Report.
- STD Form 674, Payroll Adjustment Notice.
- STD Form 680A, Personnel Action Request.

Additional forms that shall not be processed or signed by persons designated to distribute or handle payroll warrants are:

- CDCR Form 998-A, Employee's Record of Attendance.
- STD Form 671, Miscellaneous Payroll/Leave Actions.
- State Controller's CD Form 113-B, Proof of Lost or Destroyed Payroll Warrant and Request for Issuance of Duplicate Warrant.

As outlined in Accounting Standards Board (ASB) 1991-6, and in SAM 8080 for the purposes of separation of duties and adequate internal

control, payroll warrants shall not be disbursed by the person who authorized the disbursement, nor by the person who prepared the warrant.

31155.6.2 Responsibilities of the Institution/Facility and Accounting Office

The accounting office shall prepare a warrant issuance log that identifies the total number of payroll warrants turned over to the designated staff. The warrant issuance log shall be released to the staff member(s) designated by the Warden. The designated staff will sign for the payroll warrants.

On the first normal workday after the weekend or the holiday, the accounting office will receive the warrant issuance log and the undistributed payroll warrants from the designated staff. The accounting office will be responsible for verifying the warrant issuance log against the remaining payroll warrants.

Leaving the payroll warrants for an extended period of time outside the accounting office with another unit is not recommended.

31155.7 Revisions

The Deputy Director, Human Resources, or designee is responsible for ensuring that the contents of this Article are kept current and accurate.

31155.8 References

SAM §§ 8080, 8580.1, 8580.2, and 8595.

ASB 1991-6.

ARTICLE 16 — MANAGERIAL PERFORMANCE APPRAISAL SYSTEM

Effective April 22, 1991

31160.1 Policy

Public concern regarding the cost of government has motivated legislators and public administrators to increase the efficiency and effectiveness of government. One point of focus has been in the area of employee performance appraisals.

Recent advancements in the development of appraisal methods have renewed efforts to make better utilization of this powerful management tool, especially as it applies to managers. Performance appraisal properly carried out enhances clarification of job duties and responsibilities.

31160.2 Purpose

The Managerial Performance Appraisal System (MPAS) provides more effective management by recognizing superior performers (through bonuses), and serving as an incentive for managers to strive toward efficiency and prepare them for promotion. The program is designed to communicate and clarify work objectives; provide a standardized method of reporting work performance; distinguish between superior, good, and poor performers; and help deal with below standard managerial performance.

31160.3 Participants

Participation in MPAS is mandated by GC 19992.8 through 19992.14. Exceptions to non-participation shall be approved by the Chief Deputy Director. The MPAS Coordinator shall be provided with written notification of such action.

Classification of Participants

Permanent or limited-term employees in a designated managerial classification. A managerial classification is defined as an employee having significant responsibilities formulating or administering Department programs and policies as mandated in GC 3513 (e). Exempt employees, except those designated as higher level reviewers, are also included.

Ineligible Participants

Non-managerial employees who are serving on training and development assignments to designated managerial classes are ineligible to participate, as are managerial employees who are on training and development assignments to non-managerial classes. Similarly, employees on acting assignments to designated managerial classes are not eligible to participate.

Separated Employee Participants

Managers who retire, leave State service or voluntarily demote to a non-managerial position are also covered if they participate in the minimum appraisal period as defined below. Additionally, managers assigned temporarily outside their parent organization or those who transfer between departments are covered if they meet the minimum appraisal period requirements.

Immediate Supervisor

The supervisor who is responsible for rating the manager quarterly and annually.

Designated Higher Level Reviewer

The appointing authority, or the Chief Deputy Director/Director, who makes final evaluation and bonus decisions.

The designated higher level reviewer (Warden, RPA, Deputy Director, Chief Deputy Director or Director) reviews the quarterly and final rating and nominates bonus recipients. These individuals are exempt from MPAS as their role presents a potential conflict of interest.

31160.4 Appraisal Period

The MPAS appraisal period begins July 1 and concludes June 30 each year. Evaluations are due at the end of every third month (September, December, March and June) with the final or annual evaluation also due by June 30.

Minimum Appraisal Period

The minimum appraisal period is 90 days. Managers employed for less than 90 days during an appraisal year will not be included in the program.

Minimum Bonus Appraisal Period

The minimum participation period for bonus eligibility is 180 days. Appraisal quarters may be added together to meet the 180-day minimum. Routine vacation and sick leave are not subtracted from the 180 days; however, extended leave of 60 days or more is subtracted.

31160.5 Appraisal Process

Appraisals shall be based on organizational goals. Each manager will be assessed on their contribution toward the accomplishment of those goals. Organizational goals shall be translated into annual work plans consisting of critical elements for each manager.

31160.5.1 Work Plans

Each manager shall have a work plan prepared and approved prior to the beginning of the appraisal year. A narrative or memorandum style is acceptable. This plan is developed by the manager and their supervisor, signed as acceptable by both and shall contain the performance elements to be accomplished by the manager during the year.

When MBO goals relate to the manager's scope of responsibility, MPAS work plan elements should incorporate the departmental Management by Objective (MBO) goals.

Any revision to the work plan should be entered within the quarter in which they are effective and initiated by both the supervisor and manager.

Managers appointed after submission of annual work plans will assume the work plan previously developed for the position of a pertinent one exists or will prepare/revise within 90 days of their appointment.

31160.5.2 Critical Elements

The critical element of a work plan is one of such importance that accomplishment of it is essential to the work unit's mission.

Criteria

Each manager's work plan shall contain at least three critical elements. The DPA recommends that no more than seven critical elements be developed.

Critical elements should represent the main thrust of the manager's position and meet the following criteria:

- Give a precise definition of the expected accomplishment.
- Be Challenging, attainable and within the manager's control
- Be clearly stated in terms of needs, specific results, and time periods for each critical element.
- Be subject to reliable periodic measurement that the projected effort is on course and on time.

Critical elements must have "milestones" that can be measured each quarter. This will enhance the review and rating process as well as point out needed modifications to the work plan. Example, "...complete an on site audit of each institution's appeal procedure for compliance with policies, procedures, at the rate of three institutions per quarter, with a report on the first three institutions due September 30, 1991."

Managers are encouraged to develop critical elements that will span the entire 12-month period to provide a better basis for evaluation. Each work plan should include a minimum of one critical element, that expires in June. Work plans whose critical elements are all scheduled for completion prior to June do not allow for complete quarterly evaluations and ratings.

31160.5.3 Noncritical Elements

MPAS replaces the use of individual development plans for designated managers. Plans for self-development and/or training to be accomplished during the appraisal year shall also be included in the work plan as "non-critical elements". These elements shall not be a determining factor for

bonus nomination, as the final ratings shall be based on accomplishment of the critical elements only.

Supervisors may continue to provide performance evaluation summaries for subordinate managers to document their performance in areas beyond the scope of MPAS.

31160.5.4 Evaluation Standards

Evaluations are based on each manager's self-assessment that are prepared quarterly. These self-assessments should provide specific information on the manager's progress toward meeting the critical elements of the work plan. The self-assessments are submitted to the rater for review and form the basis for the manager's quarterly and final summary ratings.

The Managers' General Standard (MGS) provides the yardstick by which managers are measured regarding accomplishment of their critical elements. The yardstick provides fair, equitable and consistent expectations for basic types of activities that are relevant to all state managers. Use of the MGS critical elements does not preclude adding standards for specific accomplishments of a manager's job.

While these standards can be used to hold managers accountable for performance in these areas, the decision to grant a bonus must be supported by "Fully Successful" or above performance on critical elements.

Managers who believe that any element is the MGS does not apply to their duties may submit written justification as to why they should not be appraised on that element. Exceptions however, should be infrequent.

Rating Levels

Five rating levels are used:

- Outstanding.
- Exceeds Fully Successful.
- Fully Successful.
- Minimally Successful.
- Unsatisfactory.

Most ratings for valued, competent managers will be "Fully Successful," which is the level of performance expected of a manager. Relatively few managers should fall into the remaining categories.

31160.6 Rating and Review Process

Progress reviews shall be discussed with each manager quarterly and any time their performance falls below the "Fully Successful" level.

Responsibility of Participants

At the end of each quarter, the participating manager shall prepare and submit a self-evaluation and any supporting documentation to their supervisor for review. The supervisor should address the self-assessment in the progress discussion and consider the documentation when assigning the rating. If, due to intervening priorities, a quarterly objective cannot be met, the work plan due dates should be revised, objectives should be deleted, or new objectives should be included.

Responsibility of Supervisor

Ratings will be assigned at all formal reviews. These ratings shall be recorded on the Managerial Performance Appraisal Summary and signed by the supervisor and managerial employee. The recommended rating and any employee comments shall be submitted to the designated higher level reviewer at each institution, parole region or headquarters unit, and ultimately to the respective deputy director.

Responsibility of Higher Level Reviewer

The higher level reviewer shall:

- Determine if the ratings are factually accurate, properly documented, and consistent with their own impression of how the employee's performance meets the MGS.
- Consider any employee comments/appeals and determine what impact, if any they should have on the ratings.
- Consider all submitted ratings collectively to ensure that the managerial rating standards are being consistently applied and that the overall group of ratings effectively and accurately distinguish the various levels of performance that are present within the rating group.

Any changes in the ratings shall be supported by written comments and must be communicated back to the employee and supervisor. Employees shall also be provided an opportunity to submit comments/appeals on ratings that are lowered.

Each division shall establish a system or location for retention and retrieval of substantiating documents for audit purposes, (e.g., having division coordinators retain the documentation; having the rater retain the actual

documentation and submit a summary of the employee's progress with the quarterly review; or submitting the documentation with the quarterly review and returning it to the rater after review by the deputy director.) EC&ISD coordinates the appraisal/bonus process for managers reporting to the Directorate.

Semi-Annual Review

A semi-annual summary report of work plans, reviews and ratings will be submitted by each division to the Department Coordinator at the end of the second quarter. The Department Coordinator will consolidate these reports and advise the Chief Deputy Director of the status to the program.

Final Review

Overall ratings for the entire appraisal year are assigned at the end of the fourth quarter and are included as part of the fourth quarter progress review discussion.

Appraisals shall be given to all managers transferring to another department, upon departure, if the period worked exceeds 90 days in the current appraisal year. This report will be included in the year-end appraisal.

The organization that a manager is permanently assigned at the end of the appraisal year shall prepare the final appraisal unless otherwise requested by the manager. A manager at their discretion may receive consideration from another department or organizational unit where they served during the year by submitting a written request to that department or organizational unit on or before June 30. The manager shall also at their desecration submit a copy of this request to the department where they are currently assigned.

31160.7 Responsibilities

The following are the specific responsibilities for all participants in the MPAS.

Participants' Responsibilities

Work Plans:

- Prior to the beginning of the appraisal year, each manager shall prepare and submit a designated manager Work Plan and Managerial Performance Appraisal Summary, STD Form 750, for the fiscal year. Managers appointed after the beginning of the appraisal year must either assume the existing work plan for their position or prepare/revise on within 90 days of appointment.
- Work plans shall include critical and noncritical elements.
- Each manager and their supervisor shall discuss the work plan. Both must signify acceptance of the plan by signing the STD Form 750, Part A.
- Work plans are subject to deputy director concurrence.

Quarterly Review/Final Appraisal Summary:

- Each manager prepares a self-evaluation of progress in meeting established objectives. The evaluation and any supporting documentation is submitted to their supervisor prior to the review discussion.
- A formal discussion between the manager and supervisor shall be held each quarter to review progress in meeting, or not meeting, the established objectives. Ratings shall be assigned at each formal review. Both the manager and supervisor shall initial and date the assigned rating on the STD Form 750.
- Work plans may be revised at the time of the quarterly review. Revised plans shall be signed by both the employee and supervisor and are subject to deputy director concurrence.
- An exit review shall be conducted and a rating assigned when an employee vacates a managerial position if the appraisal period exceeds 90 days.

Supervisors' Responsibilities

Work Plans:

- Supervisors must ensure that a work plan and STD Form 750 are completed before the beginning of the appraisal year for each manager under their supervision, or within 90 days of appointment is after the beginning of the appraisal year.
- A discussion of the work plan takes place. Both the manager and supervisor must signify acceptance of the plan by signing Part A of the Form 750.
- Work plans are subject to the deputy director' concurrence, and copies must be submitted to the deputy director, by the Division, Institution and Parole Region MPAS Coordinators.

Quarterly Reviews:

- At the conclusion of each quarter a discussion of the employee's progress in meeting his or her established objectives shall be held and a rating assigned.
- Changes to the work plan may be made at this time and are subject to the procedure outlined under "Work Plans".
- Prior to the discussion, the supervisor reviews the self-evaluation and any substantiating documentation submitted by the employee. This information should be considered when assigning the quarterly rating.
- An exit review must be conducted and a rating assigned when an employee vacates a managerial position if the appraisal period exceeds 90 days.

31160.7.1 Division, Institution MPAS Coordinators' Responsibility
Deputy Directors and Institution Wardens shall appoint an MPAS coordinator.

The Division/Institution MPAS Coordinators shall act as the liaison for managers and raters; monitor the completion and submission of work plans, quarterly reviews, semi-annual rating summaries, final appraisals, substantiating documentation and bonus awards and recommendations; and disseminate information to managers, raters and deputy directors, as appropriate.

Work Plans:

- Verify that each eligible managerial employee prepares a work plan and STD Form 750 for the fiscal year prior to the beginning of appraisal year.
- Verify that a work plan is completed or revised within 90 days when a managerial employee is newly appointed or a previously vacant managerial position is filled. Work plans may be transferred to an employee filling a position where a work plan was previously completed.
- Verify that the work plan is signed by both the employee and the rater signifying acceptance of the terms of the plan (the signature blocks are found in Part A of the STD Form 750).
- Maintain a log of work plans received.

Quarterly Reviews:

- Quarterly reviews of performance are mandatory. Coordinators ensure completion and submission of these reviews within 15 days after the end of the quarter.
- Log the rating.
- Ensure that reviews are done for employees who terminate employment, transfer, promote or demote (to a nonmanagerial position) within the division, institution and parole region or to another division or agency.

Semi-Annual Report:

- A semi-annual summary report of reviews and ratings is forwarded to the Department MPAS Coordinator following the end of the second quarter.

Final Appraisal Summary:

- Ensures completion and submission of the final appraisal summary for all participants.
- Submits final appraisal summaries (for those employees being recommended for bonus awards) and all supporting documentation to the Department MPAS Coordinator.

31160.7.2 Deputy Director's Responsibility

The work plans for each designated manager within the division, institution and parole region are reviewed by the deputy director or designee for compliance with the criteria described in Section 31160.5.1. Exceptions to participation shall be reviewed and approved by the deputy director prior to submittal to the Chief Deputy Director. When necessary, the work plan is returned to the manager for additional information, clarification or milestones. When changes are necessary, a new plan is prepared and signed, or the employee and rater may initial changes made to the original work plan. Final appraisal summaries and supporting documentation are submitted to the deputy director at the end of the appraisal year.

Each deputy director may recommend up to 20% of the managers within the division for bonus award consideration.

Bonus nominations are submitted to the Chief Deputy Director. An executive summary of each manager's accomplishment and an explanation of the significance to Department is prepared and submitted in lieu of actual supporting documentation. This summary, the STD Form 750, a copy of the

original work plan and any revisions to the work plan must be sent to the Department MPAS Coordinator.

31160.8 Department MPAS Coordinator

The Department MPAS Coordinator (Personnel Office staff member) shall act as liaison for the Division MPAS Coordinators and disseminate information regarding DPA and the Department's policies and procedures relative to MPAS. Additionally, the Department MPAS Coordinator shall:

- Monitor completion of work plans, semi-annual reviews and ratings, final appraisal summaries, supporting documentation, bonus award recommendations and bonus awards.
- Analyze the above for consistency and adequacy and work with the Division MPAS Coordinators and/or deputy director when changes are necessary. This shall include reviewing bonus nomination packages, and returning for further clarification or forwarding for the Director's approval.
- Prepare participating manager listings semi-annually and distribute to Division Coordinators.
- Prepare semi-annual status report for the Chief Deputy Director.
- Prepare year-end summaries for the Chief Deputy Director regarding bonus recommendations, funding and award allocations.
- Gather work plans and supporting documentation of bonus recipients from divisions, institutions and parole regions for DPA audit purposes. Respond to DPA inquiries and prepare reports as necessary.
- Prepare congratulatory letters for Director's signature. Advise the headquarters personnel transactions office of bonus payment procedures.
- Monitor the payment procedure to assure checks and congratulatory letters are delivered in timely manner.

31160.9 Documentation Required for Rating Levels

When performance is reported as "Unsatisfactory," it shall be accompanied by documentation that includes a recommendation for adverse action such as salary reduction, demotion, separations, etc.

Ratings of "Minimally Successful" require an explanation of the deficiencies and what steps are being taken to resolve the deficiencies.

If the "Unsatisfactory" or "Minimally Successful" rating is due to mitigation circumstances, adverse action is not necessary; however, an explanation of the circumstances shall accompany the appraisal.

"Exceeds Fully Successful" ratings require an explanation as to how the performance is notably better than "Fully Successful," e.g., what high quality work was completed ahead of scheduled deadlines with less than normal supervision.

"Outstanding" ratings require documentation demonstrating that an exceptionally high quantity and quality of work was performed with little or no supervision.

31160.10 Bonus Nomination/ Selection Process

Bonus determinations are made on a case-by-case basis in comparison with the accomplishments of other managers in the organization. Managers who receive ratings of "Exceeds Fully Successful" or "Outstanding" throughout the year are eligible for bonus awards.

In exceptional cases, an employee may be rated "Fully Successful" on quarterly reports and nominated to receive a bonus. In these rare situation where the critical elements of the work plan, in and of themselves, are so significant that fully successful performance far surpasses outstanding performance on objectives of a more routine or common nature, the employee may be recommended for a bonus. In such cases, the deputy director must provide supporting documentation that clearly justifies why the bonus is warranted.

Typically, managers receiving less than fully successful on any quarterly report will not be recommended for a bonus.

The Department has established bonus awards for 20 percent of its qualifying participants. To equitably distribute the awards, the bonuses shall be allocated each year on a pro rata basis to each division, institution, and parole region calculated on the number of participants with 180 days or more in the program. This means that the total number of bonus awards allocated to each division, institution, and parole region shall be based on 20 percent of their participants.

Bonus awards may range from \$1,250 to \$5,000; however, the Department typically limits the maximum amount to \$2,500. Awards over \$2,500 may be granted in extremely rare cases and must be supported by exceptional justification.

Bonus award amount guidelines:

Outstanding	\$2,000 to \$2,500
Exceeds Fully Successful	\$1,500 to \$2,000
Fully Successful	\$1,250 to \$1,500

Bonus award decisions shall consider all qualifying performance during the appraisal year, including those occurring in other departments or organizational units. Managers who retire, leave state service or voluntarily demote to a non-managerial position may be considered for a bonus if the period worked exceeds 180 days.

The final appraisal, with all required substantiation attached, shall be submitted to the deputy director. The deputy director will review each appraisal and select managers for bonus nominations.

Bonus Nomination Package

The bonus award nomination package shall include:

- An executive summary of the manager's accomplishments and the significance to the Department. This summary should specify how the manager met or exceeded the critical elements in their work plan and how the accomplishment of the critical elements benefited the Department. The summary should also include the recommended bonus amount and a brief explanation if the amount exceeds the guidelines. This will assist in post-audit reviews by DPA.
- The completed appraisal summary form that contains all the quarterly rating as well as the final rating and participant's signatures.
- The original work plan with any revisions.
- Any actual documentation such as self-evaluations, legal documents, graphs, charts or other records should be retained by the division.

Nomination packages are submitted to the Chief Deputy Director, by the Department MPAS Coordinator, for final approval by September 20. The Director and Chief Deputy Director retain final authority for all bonus award decisions. Awards shall be determined by November 1 and payments shall be made by December 15.

Bonus checks are issued by the SCO. The Department MPAS Coordinator will work with Personnel and Payroll Services to request the bonus warrants, prepare a letter of congratulations for the Director's signature, and distribute the checks and letters for presentation to the nominees. The awards may either be sent by mail or made in person, at the discretion of the Warden or deputy director.

31160.11 Appraisal Appeal Process

The appraisal appeal process provides managers an opportunity to appeal their appraisal. The basis for an appeal is that the performance appraisal report was used to abuse, harass or discriminate against the managerial employee.

31160.12 Revisions

The Deputy Director, Administrative Services is responsible for ensuring that this section is current and accurate.

31160.13 References

GC §§ 19992.8 - 19992.14.

CCR (2) (1) §§ 599.796 and 599.796.1.

ARTICLE 17 — PERSONNEL EXAMINING

Revised January 5, 1993

31170.1 Policy

Examinations for the establishment of eligible lists shall be competitive and administered in a uniform manner consistent with applicable laws, policies, and sound personnel practices.

31170.2 Purpose

This section outlines the procedures and requirements that shall be followed for examinations and identifies sections/units involved in examining for The Department.

31170.3 Definitions of Testing Options

Testing options available to administer state examinations are as follows:

Decentralized Testing

SPB grants civil service testing authority to departments for promotional and service-wide open examinations for classifications unique or primary to a specific department.

Delegated Testing

A department under the SPB's decentralized testing program is granted authority to delegate civil service testing for classifications specific to one location to enable timelier, more cost effective eligible lists when candidate numbers are typically small.

Open Examination

Utilized when examining for entry-level, specialized or technical classes and the qualified candidate group is outside of state service working in private industry. Career Credits do not apply. Veterans Preference Credits are applied to the open list only if the examination is an entry-level examination (requiring less than a Bachelor's Degree and two years' experience).

Open & Promotional

Utilized when there is an identified, qualified promotional group which is not of adequate size to meet the needs of the department. In this examination, two eligible lists are established (a promotional list and an open list). The promotional list shall be used before the open list. Career Credits do not apply. Veterans Preference Credits are applied to the open list only if the examination is an entry-level examination (requiring less than a Bachelor's Degree and two years' experience).

Open Non-Promotional

Utilized to open competition to both State and private industry employees to produce eligible lists with more highly qualified candidates. Career Credits are applied to the final score of state employees with permanent status. Veterans Preference Credits may apply.

Promotional

Utilized when a qualified candidate group of adequate size is within state service. Career Credits and Veterans Preference Credits do not apply.

Subdivisional

Limits competition to those employed in a specified division or organizational unit within a department that has its own appointing authority.

Statewide

Administered throughout the State in locations where examining facilities are available. This applies to open exams that have positions throughout the State, such as the Telecommunications Technician classification. In this instance, a CDC Form 631, Conditions of Employment, shall be used to determine the location preference of the candidates.

Spot or Local

Administered in a county or a specific geographic location such as Los Angeles County for the purpose of establishing an employment list to fill vacancies in the particular location. Spot or local examinations can be administered either on an open or promotional basis.

Area

An area examination is restricted to a certain geographic location such as San Francisco Bay Area, Northern or Southern California, Sacramento/Yolo Counties. The counties are to be adjoining and candidates shall take the examination for that area only. This applies mainly to open examinations.

Departmental

Limits competition to qualified competitors employed in a specific department.

Multi-Departmental

Limits competition to those employed within agency, such as Department of Water Resources, State Water Resources Control Board, and the Air Resources Board or specific departments, such as the Franchise Tax Board and the Department of Finance.

Service-wide

Allows all qualified state employees to compete without regard to the department in which they work. This type of examination would be administered by SPB and departments with decentralized testing authority.

31170.4 Common Examination Procedures

Laws and rules that govern the administration of examinations within the State's civil service merit system are complied with through the testing entities within the Department.

31170.4.1 Examination Application Acceptance Policy

Examination bulletins publicize final filing dates designed to allow a reasonable time for interested persons to file an application on or before the final filing date.

Strict adherence to filing dates is required by the SPB.

Applicants should be encouraged to file early to ensure timely receipt of their applications.

31170.4.2 Timeliness Determination

If a mailed application is received after the final filing date, the cancellation date stamped on the envelope by the USPS is used to determine whether the application was mailed on or before the final filing date. To avoid dispute, applicants who mail at a USPS Office should obtain a certificate of mailing receipt. This is acceptable proof that the application was submitted in a timely manner. The applicant shall ensure the application is postmarked on or before the final filing date.

Applications placed in interdepartmental mail and not received on or before the final filing date shall be considered LATE applications and will be rejected from the examination.

Following are the conditions under which late applications typically shall **not** be accepted:

- The applicant claims they did not see the bulletin because of distribution problems within the reporting unit.
- The applicant gave an application to another person to turn in to the office that is administering the examination, but it is not received on or before the final filing date.
- The applicant claims the application was mailed, placed in interdepartmental mail, or hand-delivered to the Personnel Examining Section (PES) or other CDC testing offices on or before the final filing date.

A late application shall be accepted under these conditions only:

- If the applicant has a written statement from a USPS official or other witness who verifies the application was mailed on time.
- If the application is postmarked after the final filing, and the USPS verifies in writing this was caused by USPS error.

Following are the conditions under which late applications **may** be accepted:

- The hiring authority verifies in writing that the examination bulletin was not received by the local testing office because of bulletin distribution problems - prevented the employee from being properly notified.
- The unit manager verifies the employee was away from their work during the entire publicity period.
- The application delay was caused by the PES or field office staff error (for instance, an application was returned to an applicant in error).
- Though submitted in error to SPB, the personnel office of another State agency, or another local testing office, the application was either postmarked or date stamped by the State agency or local testing office on or before the final filing date.

31170.4.3 Examination Bulletin Distribution

Examination bulletins are sent to all reporting units in CDC's headquarters (including off-site units), facilities and parole offices.

The local manager shall ensure that all examination bulletins are posted in a place visible to all employees and the public.

Employees shall be responsible to keep themselves informed of testing for classifications currently being administered.

31170.4.4 Testing Information

Examinations scheduled for testing are listed and recorded for easy public access by various state agencies. Recorded message lines are provided by state agencies, including CDC and SPB, and in the California State Telephone Directory. When telephone numbers become obsolete, individuals can contact the State of California Operator on a state telephone line for current information by dialing "0" or on a public telephone by dialing the following:

Sacramento (916) 322-9900
(916) 657-9900

Los Angeles (213) 620-3030

(California Integrated Telecommunications Network (CALNET) replaces ATSS system.)

Current testing information for CDC and SPB is available from the following sources:

- CDC's Examination Line: (916) 322-2694.

- Announces examinations being administered by CDC's PES and promotional examinations that SPB is currently administering which includes CDC.
- TDD* Line (California Relay Service) 1-800-735-2922
- (TDD is a Telecommunications Device for the Deaf. The California Relay Service relays calls between a person using a TDD and any other telephone user within the State).

CDC examination and other job opportunity bulletins may be accessed through the Department's Intranet Website: <http://intranet/index.html>.

SPB's Information Center:

General Information:

The SPB maintains a 24-hour recorded telephone information System that allows callers to access a variety of employment and examination information regarding State civil service. In order to utilize this automated system, you must call from a touch tone telephone. If you do not have a touch-tone telephone, you may request information through the mail. All requests for information must include a self-addressed, stamped, No. 10 envelope and should be sent to:

State Personnel Board
P.O. Box 944201
Sacramento, CA 94244-2010

The SPB has information lines in the following areas:

Los Angeles: (213) 620-6450
San Diego: (619) 237-6163
San Francisco: (415) 557-7871
Sacramento: (916) 445-2689

Examination information for all departments may also be accessed through the Internet at the following Website: <http://www.spb.ca.gov>.

31170.4.5 Examination Data Inspection

Test questions, books, scoring keys, and written test answer sheets used to test competitors when administering examinations cannot be reviewed under SPB Rules 187 and 190. These items are standardized for use in other examinations.

31170.4.6 Prohibition of Individuals from Influencing the Examination Process

Employees shall not use their personal influence to aid or hinder any applicants with whom they have a family or close personal relationship (i.e., an association with an individual by blood, adoption, marriage, cohabitation, etc.) or a working relationship. This policy is consistent with the Department's existing policy on nepotism.

Note: The April 30, 1992 memorandum, "Preparing for Civil Service Examinations" issued by the Department's PES, outlines the departmental policy regarding preparation for examination process if any competitors are disadvantaged by not having the same access to tutoring, help, and/or aids. The best preparation is the day-to-day guidance and direction received on the job.

Employees shall not:

- Aid or hinder any Applicant in any phase of a civil service examination or hiring process because of such relationship.
- Furnish any person with information intended to improve or injure that person's chances during the application or examination phases.
- Defeat, deceive, or obstruct any other person's right of examination, application, or employment.
- Willfully and falsely mark, grade, estimate, or report upon the examination standing of any person examined or certified.
- Participate in the examination or hiring interview of any person with whom they have such relationships.
- Practice deception or fraud with regard to any person's identity in connection with any examination, application, or request to be examined.
- Obtain examination questions/materials before, during, or after an examination for purpose of preparing candidates for examinations.
- Use unfair means to cause or attempt to cause any eligible candidate to waive any rights under these regulations.

31170.4.7 Conduct of Employees with Family or Personal Relationships with Competitors.

To avoid the appearance of improper influence, employees with a family or personal relationship to any competitor shall not participate in any phase of the examination process, including but not limited to:

- Planning.
- Application review of minimum qualifications.
- Question development.
- Written examination proctor.
- Organizational review committee (ORC).
- Qualifications Appraisal (QAP)
- Serve as a rating or reviewing supervisor of the competitor.
- Participate in discussions or ratings of the competitor.

If an employee serving on an ORC, QAP, or participating in the discussion or rating of competitors finds one of the competitors is one with whom they have a family or close relationship, the employee shall not participate in the interview, observation, discussion, or rating of the competitor by leaving the room.

If serving in any capacity in the examination or hiring process an employee discovers a competitor with whom they have a family or close relationship, the employee shall contact PES for direction.

Employees selected to participate in the State civil service examination process shall maintain the competitive and confidential nature of the examination process. Any appearance of improper influence could jeopardize the integrity of the examination resulting in examination appeals from the candidate group and, ultimately, grounds to void an examination.

Violation of the provisions of this section:

- May result in criminal prosecution.
- Shall be cause for adverse action.

31170.5 CDC Examination Services Sections/Units

CDC Examining Sections/Units are:

- Personnel Examining Section (PES).
 - Personnel Examining - Headquarters.
 - RTLU.
- Facility Regional/Local Testing Offices (LTO).
- Selection and Standards Branch (See DOM 31060).
 - Officer Recruitment and Selection Section.
 - Testing Centers.
 - Background Investigation Unit (known as BIU).

31170.6 Personnel Examining Section (PES) Examining Role

This section administers CDC's civil service testing programs, exclusive of entry-level peace officer (Officer, CC-I, PA-I and MTA) testing and recruitment. This section conducts major promotional and service-wide open examinations for classifications unique or primary to CDC under the decentralized selection program. Examinations are administered out of the Sacramento PES Headquarters.

31170.6.1 PES Location and Telephone Numbers

Personnel Examining Section
1050 - 20th Street
Sacramento, CA 95814
(916) 322-2694
TDD Relay Service for the Deaf or Hearing-Impaired:
1-800-735-2922

Should these telephone numbers become obsolete, refer to the California State Telephone Directory or contact the State of California Telephone Operator as indicated in DOM 31170.4.4.

31170.6.2 PES Objective

PES is the central point for CDC promotional and service-wide open examination administration. PES' objective is to ensure examinations are held to provide qualified candidates to fill CDC vacancies statewide.

31170.6.3 PES Oversight

PES oversees the examining for Department and provides, by the RTLU, oversight and assistance to the local testing offices.

31170.6.3.1 PES Headquarters' Responsibilities

- Provide promotional and service-wide open examinations for CDC; identify annual examination needs; develop bulletins and advertise to inform public and CDC employees of upcoming examinations; review applications for minimum qualifications; administer written tests; coordinate and orient qualification appraisal interview panels; provide evaluations of education and experience (E&E); develop eligible lists; and develop necessary test materials with the aid of subject-matter expert consultants including written tests, interview questions, E&E criteria, etc.
- Address SPB concerns on all appeals from applicants/competitors participating in CDC headquarters' examinations. Review, analyze, and recommend either support or denial of appellant claims.
- Process withholds of eligibles from employment lists when examination problems are identified, such as falsification of applications, clerical error resulting in failure of examination, or dismissal from State service.
- Participate in internal audits of regional/local testing offices to identify facilities' or divisions' compliance with the State's civil service merit system laws and rules.

31170.6.3.2 RTLU Examining Role

Provides technical assistance, guidance and training for delegated examinations administered by the facility regional/local testing offices statewide.

31170.6.3.2.1 RTLU Location and Telephone Number

Regional Testing Liaison Unit
1050 - 20th Street
Sacramento, CA 95814
(916) 322-2545

If telephone numbers become obsolete, refer to DOM 31170.4.4.

31170.6.3.2.2 RTLU Objective

RTLU is the central point for all facility local/regional testing office requests for technical assistance and training, development of statewide policies and procedures to enhance the regional/local testing concept, and administer examinations primarily for entry-level classifications that are locally recruited, such as instructors, medical personnel, supervising cooks, and trade workers.

31170.6.3.2.3 RTLU Responsibilities

Provide functional oversight and training to Institutional Personnel Officers (IPO) and regional/local testing office staff in examining procedures which include:

- Identifying annual examination needs; developing and distributing examination bulletins; establishing application review standards; administration of written tests, qualification appraisal interview panels and multiple panels (when appropriate); scoring of evaluations of E&E; development of eligible lists; securing confidential test materials; and ensuring the integrity of examinations administered.

The RTLU also performs the following functions:

- Develops guidelines and procedures to enhance the ability of the regional/local testing offices to perform their functions efficiently and in compliance with established standards which govern the State's civil service selection process.
- Participate in internal audits of regional/local testing offices to:
 - Identify a facility's compliance with the State's civil service merit system and areas where additional training is required
 - Provide guidance in the correction of identified problems.
- Address SPB concerns on all appeals from applicants/competitors participating in regional/local testing office examinations. RTLU shall review, analyze, and recommend either support or denial of appellant claims on the part of the regional/local testing offices.
- Process withholds of eligibles from employment lists when examination problems are identified, such as falsification of application, clerical error which erroneously resulted in granting a passing score when in fact the competitor failed the written test; or dismissal from State service which was overlooked during application review or which occurred after completion of the examination.

- Serve as a resource to IPOs and regional/local testing office staff on any delegated testing related issues.
- Provide test guidelines, questions, written test books, E&E criteria, etc., upon request from regional/local testing offices to administer their delegated examinations and meet hiring needs.
- Develop necessary test materials with the aid of subject-matter expert consultants when materials are not available for use by regional/local testing offices.
- Evaluate critical statewide program needs and assist in the development of recommendations for resolution and implementation.
- Assist in the staffing process within regional/local testing offices when requested by IPO.
- Participates in the transition of the delegated testing program responsibility and examination history files from P&CD's NPAU to the local testing offices.

31170.8.1 Facility Regional/LTO Locations and Telephone Numbers

The facilities in **Bold** type indicate regional testing offices.

Avenal State Prison 1 Kings Way P.O. Box 8 Avenal, CA 93204 (559) 386-0587	California State Prison, Corcoran 4001 King Avenue P.O. Box 8800 Corcoran, CA 93212-8800 (559) 992-8800	California State Prison, Sacramento Prison Road P.O. Box 290010 Represa, CA 95671-0010 (916) 985-8610	Salinas Valley State Prison 31625 Highway 101 P.O. Box 1020 Soledad, CA 93960-1020 (831) 678-5500
California Correctional Institution 24900 Highway 202 P.O. Box 1031 Tehachapi, CA 93581 (661) 822-4402	California State Prison, San Quentin San Quentin, CA 94964 (415) 454-1460	Calipatria State Prison 7018 Blair Road P.O. Box 5001 Calipatria, CA 92233-5001 (760) 348-7000	Wasco State Prison-Reception Center 701 Scofield Ave. P.O. Box 8800 Wasco, CA 93280-8800 (661) 758-8400
California Institution for Women 16756 Chino-Corona Road P.O. Box 6000 Corona, CA 91718 (909) 597-1771	Central California Women's Facility 23370 Road 22 P.O. Box 1501 Chowchilla, CA 93610-1501 (559) 466-8055	Chuckawalla Valley State Prison 19025 Wiley's Well Road P.O. Box 2289 Blythe, CA 92226 (760) 922-5300	Northern California Women's Facility 7150 Arch Road P.O. Box 213006 Stockton, CA 95213-9006 (209) 943-1600
California Men's Colony Highway 1 P.O. Box 8101 San Luis Obispo, CA 93409-8101 (805) 547-7889	Correctional Training Facility Highway 101-N P.O. Box 686 Soledad, CA 93960-0686 (831) 675-2411	Deuel Vocational Institution 23500 Kasson Road P.O. Box 400 Tracy, CA 95378-0400 (209) 835-4141	Academy 9850 Twin Cities Road Galt, CA 95632 (209) 744-5000
California Correctional Center 711-045 Center Road Susanville, CA 96130 P.O. Box 832 Litchfield, CA 96117 (530) 257-2181	California State Prison, Solano 2100 Peabody Road P.O. Box 4000 Vacaville, CA 95696-4000 (707) 451-0182	Mule Creek State Prison 4001 Highway 104 P.O. Box 409099 Ione, CA 95640 (209) 247-4911	Sierra Conservation Center 5100 O'Byrnes Ferry Road P.O. Box 497 Jamestown, CA 95327 (209) 984-5291
California Institution for Men 14901 Central Avenue P.O. Box 128 Chino, CA 91710 (909) 597-1821	Ceninela State Prison 2302 Brown Road P.O. Box 731 Imperial, CA 92251-0731 (760) 337-7900	Pelican Bay State Prison 5905 Lake Earl Drive P.O. Box 7200 Crescent City, CA 95532-7200 (707) 465-1000	California State Prison, Los Angeles 44750 60 th Street West Lancaster, CA 93536-7620 (661) 729-2000
California Medical Facility 1600 California Drive P.O. Box 2000 Vacaville, CA 95696-2000 (707) 448-6841	High Desert State Prison 475-750 Rice Canyon Road Susanville, CA 96127-0750 P.O. Box 400 Standish, CA 96128 (530) 251-5100	R. J. Donovan Correctional Facility 480 Alta Road San Diego, CA 92073-9200 (619) 661-7819	California Substance Abuse Treatment Facility-State Prison 900 Quebec Ave. P.O. Box 7100 Corcoran, CA 93212-7100 (559) 992-7102
California Rehabilitation Center 5 th Street and Western P.O. Box 1841 Norco, CA 91760 (909) 737-2683	North Kern State Prison 2737 West Cecil Ave. P.O. Box 5007 Delano, CA 93216-5007 (805) 721-2345	Parole & Community Services Division 1515 "S" Street – Room 212N P.O. Box 942883 Sacramento, CA 942830001 (916) 323-0283	Ironwood State Prison 19005 Wiley's Well Road P.O. Box 2229 Blythe, CA 92226 (760) 921-3000
		Folsom State Prison Prison Road P.O. Box 71 Represa, CA 95671 (916) 985-2561	Valley State Prison for Women 21633 Avenue 24 P.O. Box 99 Chowchilla, CA 93610-0099 (559) 665-6100
		Pleasant Valley State Prison 24863 West Jayne Ave. P.O. Box 8506 Coalinga, CA 93210 (559) 935-4966	
		31170.8.2 LTO Objective	
		The LTO's objective is to ensure that examinations are held to provide eligible lists to fill vacancies in the facilities for specific spots and/or regions.	
		31170.8.3 LTO Responsibilities	
		Among the LTO's responsibilities are administering delegated examinations for facilities/regions to include distribution of examination bulletin, application review, administration of written tests, coordination and monitoring of qualification appraisal interview panels, scoring of E&Es, and development of eligible lists and examination history files.	

31170.9 Personnel Examining Revisions

The Deputy Director, ASD, or designee shall be responsible for ensuring that the contents of this section are kept current and accurate.

31170.10 Personnel Examining References

SPB Laws & Rules

SPB Selection Manual

SPB Technical Selection Memoranda

Delegated Testing Manual

DOM §§ 31010 and 31060.

ARTICLE 18 — GENERAL TRAINING

Revised June 9, 2010

32010.1 Policy

The Department shall establish and maintain a program of employee training in which all employees shall participate to accomplish the mission, goals, and objectives of the Department. Employee training shall be accomplished according to stated policy and within budgetary restraints. Training shall be on State time when possible. Compensation for overtime worked for training purposes shall comply with the FLSA.

32010.2 Purpose

This section provides a convenient source of departmentally approved training methods, standards, applications, and establishes policy for the planning, implementation, and evaluation of all planned training activities.

32010.3 Disclaimer

When provisions of this Section are in conflict with the provisions of a Memorandum of Understanding (MOU), the MOU shall be controlling.

32010.4 Goals and Objectives

The goal of departmental training is to ensure a well-trained, quality workforce.

The objectives are to:

- Use best practices to provide training for departmental personnel that shall enable them to function at their optimum performance level.
- Work with primary stakeholders to meet all legal and legislative training mandates in a timely and comprehensive manner.
- Provide and maintain quality control through coordination and standardization of basic training programs.
- Monitor and evaluate all training programs.
- To ensure:
 - Quality of presentation.
 - Applicability to the work place.
 - Improvement of performance/increased productivity.
 - Impact on safety awareness.
 - Overall impact on organization.
- Respond to the expanding, changing needs of the Department by coordinating and conferring with primary stakeholders on new training programs and modifying existing programs to meet these needs.
 - Improve training practices and procedures through internal management control systems.

32010.5 California State Training Program

The State Training Policy was developed in 1978 by the State Personnel Board and departmental training officers. Laws relating to training can be found in the Government Code, Sections 19995-19995.5.

Definitions:**Training**

The process whereby Department employees, either individually or in groups, participate in a formalized, structured course of instruction to acquire knowledge, skills, and abilities for their current or future job performance. These organized activities shall contain measurable learning objectives that can be evaluated in a classroom setting or in structured On-the-Job Training.

Job-Required Training

Job-required training is designed to assure adequate performance in a current assignment. This includes orientation training made necessary by new assignments or new technology, refresher training, and training mandated by law or other State authority.

Job-Related Training

Job-related training is designed to increase job proficiency or improve performance above the acceptable level of competency established for a

specific job assignment. It prepares the employee to assume increased responsibilities in their current assignment.

Upward Mobility Training

Designed to provide career movement opportunity for employees within classifications or job categories designated by the Department as upward mobility classifications. Includes training to facilitate movement of employees from designated classifications into other classifications with increased career opportunities.

Career-Related Training

Designed to assist in the development of career potential and is intended to help provide an opportunity for self-development and achievement of the Department's or State's mission and may be unrelated to a current job assignment.

In-Service Training (IST)

Any formal training sponsored and conducted by any State agency for the training and development of State employees.

Centralized Training

The scope of the course content covers Department policies, procedures, and State and federal legal issues.

Local or Field Training

Training designed specifically to meet the needs of a particular group, facility, or office and presented directly to local employees.

On-the-Job Training (OJT)

Formal training conducted by a supervisor (or a designated employee with the required expertise under the direction of a supervisor) at the job site while the employee is working.

Out-Service Training

Any formal training sponsored and conducted by a non-state agency, the University of California or California State University, and colleges that may be open to the public, as well as State employees. Sponsoring agencies maintain control over the course content for out-service training.

32010.6 Internal Administrative Responsibility**Secretary**

The Secretary shall:

- Establish the general policy governing departmental training.
- Establish and maintain a Departmental Training Advisory Committee (DTAC) which shall meet on a quarterly and/or ad hoc basis to review the Department's current training programs and make appropriate policy and practice recommendations to support the Department's training efforts.
- Determine the membership of the DTAC. The committee chairperson shall ensure minutes of each meeting are prepared.
- The DTAC will review and make recommendations on departmental training issues. The DTAC will be responsible for ensuring that all appropriate training issues and documentation affecting officers are referred to the Department of Corrections and Rehabilitation/Department of Mental Health Apprenticeship Committee (CDCR/DMHAC) for review.

Directors

Directors are responsible for the implementation of all training programs and activities of good quality within their jurisdictions. They shall regularly review the accomplishments and needs of the training programs.

Human Resources Division (HR)

The Deputy Director, HR, is responsible for the development, implementation, and funding of departmental training programs and shall provide for and monitor departmental training.

Division of Adult Parole Operations (DAPO)

The Director, DAPO, in concert with the Regional Parole Administrators (RPA) and OTPD, will establish the objectives, policies, and general content for DAPO training. The overall training objectives (DOM 32010.4) shall focus on employee knowledge, skills, and abilities that will maximize the carrying out of the parole mission in a safe, efficient, and effective manner.

Wardens

Each Warden shall establish a Training Advisory Committee (TAC) for their facility. The TAC shall meet on a quarterly basis and/or as often as the Warden shall designate and shall advise the Warden in matters relating to training for each respective facility. The Warden shall determine the membership of the TAC. The committee chairperson shall ensure minutes of each meeting are prepared.

RPAs

The RPA is responsible for identifying regional training needs based on an assessment of individual employee needs, operational audits, and supervisor/administrator input and for seeing that such training is provided in a timely and cost-effective manner.

Chief, Office of Training and Professional Development (OTPD)

The Chief, OTPD, shall be responsible for:

- The overall management of departmental training programs and ensuring that the Department's training goals and objectives are met. Any departmentally required or mandated training not included in this chapter shall be coordinated through the Chief, OTPD, prior to any decision or agreement to provide the training.
- Determining Basic Peace Officer Institute (BPOI) and Advanced Learning Institute (ALI) training needs, auditing courses currently being presented at BPOI Academies (adult, juvenile, and parole) and training programs (basic/advanced supervision, Sergeants, Lieutenants, and Captains Academies), and functions as an administrative liaison between the Corrections Standards Authority (CSA), BPOI, Administrators, and institutional training managers. These functions may be delegated to the appropriate Administrators.

The Chief, OTPD, and staff shall:

- Coordinate and confer with primary stakeholders to determine departmental training needs, evaluate and assist in the development and implementation of training programs and development of standardized course content.
- Ensure CDCR meets the training standards required by the CSA.
- Liaison for IST Managers and Assistant Managers.
- Assist the Directors, Wardens, and RPAs in accomplishing their training goals and objectives.
- Schedule audits of each facility, parole region, and headquarters' training unit to ensure compliance with policy, procedures, and training plans.
- Ensure timely implementation and overall quality of training programs for headquarters' personnel.
- Prepare and distribute to each Warden, RPA, and IST Manager listings of legally or legislatively mandated training.
- Provide direct supervision to the Administrators of the BPOI and ALI.
- Provide supervision to staff assigned to OTPD who carry out specific training analysis; plan, design, and implement training, to ensure that scheduled training programs are delivered as planned.

Correctional Business Manager, OTPD

Under the supervision of the Chief, OTPD, the Correctional Business Manager (CBM) shall establish the overall direction of the business services functions for OTPD. The CBM shall prepare reports, manuals, and documents required by CDCR administration, control agencies, and divisional administration. Other functions include, but are not limited to, reviewing and evaluating existing policies and procedures, and the development of Budget Change Proposals.

IST Managers and Assistant Managers

IST Managers and their assistants shall:

- Report directly to the Warden or to the Chief Deputy Warden as designated by the Warden.
- Implement the Annual Off-Post Training Schedule.
- Develop and implement formalized classroom instruction or OJT to meet local operational needs, legal requirements, and individual employee job performance needs.
- Provide the resources and services necessary to ensure planned training is implemented in a professional, effective, and cost-efficient manner.
- Maintain required training records and files.
- Submit required reports within established deadlines.
- Ensure that part-time instructors receive required training.
- Monitor the quality of instruction.
- Ensure that training resources are used only for authorized purposes.
- Serve as vice chairperson of the local TAC.
- Maintain apprenticeship agreements for all apprentices currently enrolled.
- Enroll newly appointed Peace Officers as required by the local level into the Correctional Peace Officer Apprenticeship Program (CPOAP).
- Provide training as needed to new apprentices, supervisors, and managers in the operation/administration of the CPOAP.
- Review progress of the Local Apprenticeship Program.

IST managers ensure that all employees scheduled for attendance at training off-site meet all of the prerequisite criteria for the specific courses scheduled, and shall assist each scheduled employee with necessary and advanced payment for:

- Meals.
- Lodging.
- Transportation.
- Other appropriate expenses.

IST managers will also ensure that information is distributed within the institution regarding scheduled training courses.

DAPO/Divisional Training Coordinator

The Division Training Coordinator (DTC) shall:

- Ensure that all training mandated by law, departmental, or division policy is provided to appropriate staff in the division.
- Ensure necessary resources and technical assistance are provided to the regions to carry out such mandated training programs.
- Be a conduit to the Chief, OTPD, for the submission of annual training plans, audits, necessary reports, and to request technical and fiscal assistance when required.

Parole Regional Training Coordinator

The Regional Training Coordinator shall:

- Carry out regional training programs mandated by the RPA or divisional training mandated by the Director.
- Provide technical assistance to the unit supervisor in conducting unit training.
- Ensure that approved out-service training is provided to individual employees.
- Be at the PA-II level.
- Work under the direction of the RPA or designee.

Parole Unit Supervisor

The unit supervisor shall:

- Assess the training needs of both the unit as a whole and for individual employees assigned to the unit.
- See that these training needs are communicated to the RTC and are met through regularly scheduled unit training.

Headquarters' IST Manager

Under the supervision of the Chief, OTPD, the manager shall be the liaison for all divisional training coordinators. The term "headquarters" includes all other satellite offices and field offices administered centrally from Sacramento.

The headquarters' IST Manager shall:

- Process Employee Training Requests (CDCR Form 854).
- Register employees for courses.
- Ensure payments to vendors.
- Track division, branch, unit, or office allotments and expenditures.
- Act as a source of training information for headquarters-based supervisors and employees.
- Maintain the training program database and track all completed training for their unit.
- Assist with ensuring employee compliance with all mandated training.
- Maintain employee training records (according to CDCR's Records Retention Schedule).
- Develop and present orientation materials and classes for new headquarters' employees.
- Coordinate both the in-service and out-service training activities of headquarters' employees.
- Maintain training records on employees within the scope of their responsibility.
- Assess headquarters training needs with assistance of a TAC. The composition of this committee shall be approved by the Deputy Director, HR, and the Chief, OTPD.
- Develop an annual training plan that is approved by the Deputy Director, HR, and the Chief, OTPD.

Department Managers/Supervisors

All managers/supervisors shall:

- Assess training needs and requirements of their subordinates and provide them with training that is structured for improvement in areas where job performance deficiencies exist and/or to provide the acquisition of new knowledge or skills.

- Prepare probationary and annual performance evaluations that include a report of the employee's completed training hours, achievements, efforts, and needs. These reports are to be requested through the division's training coordinator.

Employees

Individual employees shall:

- Attend all training identified and required by their immediate supervisor, RTC, or IST Manager.

32010.6.1 External Administrative Responsibility

The Robert Presley Institute of Corrections Research and Training was created by legislation that was signed by the Governor in 1986 (Chapter 3.5 of the California Penal Code).

Presley Institute

In the legislation (PC Section 5085), a specific task was given to the Institute. The Institute is to develop a detailed program for implementation by the Legislature and CDCR. The purpose of the program is to establish a career path to be integrated with the educational process for all juvenile and adult State corrections' personnel in California. The overall goal is to improve the job and career competence of State juvenile and adult corrections' personnel. One method of achieving this goal is to encourage the attainment of post secondary educational degrees. Another method is to establish minimum selection, training, and educational standards for entry or promotion into CDCR positions including entry-level through management and specialized positions.

California Department of Corrections and Rehabilitation/Department of Mental Health Apprenticeship Committee (CDCR/DMH/AC)

The CDCR/DMH/AC, in consultation with the Corrections Standards Authority (CSA), shall research, establish, and monitor standards for the training of Officer Apprentices. The committee is comprised of members representing CDCR management. Nonvoting membership includes representatives from the California Department of Industrial Relations (DIR), Division of Apprenticeship Standards (DAS), community colleges, CSA's legal advisor, and staff from the Department's training programs.

32010.7 Use of Training Resources

The departmental training resources shall be allocated in the following priority order:

- Job-required training.
- Job-related training.
- Upward-mobility training.
- Career-related training.

32010.7.1 Types of Training Resources

Available training types are:

In-Service Training

In-service training (IST) course or activities sponsored and administered by the Department or other State departments individually or in joint agreement for the purpose of developing the skill, knowledge, and/or abilities of State employees. Such training includes courses or activities:

- Sponsored or conducted by CDCR.
- Sponsored or conducted by any other State agency or department.

IST may be designed specifically to meet the needs of a particular group, facility, or office and presented directly to local employee. When close control of course content, learning processes, instructor standards, evaluation methods, and adherence to legal or other mandates is required, IST is used to ensure accountability. By setting and monitoring training standards, OTPD can make certain departmental training needs are met effectively, consistently, and in a timely manner.

Out-Service Training

Out-service training (OST) is any formal training sponsored by a non-State agency and is open to the private sector, as well as State civil service employees. Such training includes courses and activities:

- Offered through accredited colleges or universities.
- Conducted by private consultants, firms, or other non-state agencies, such as federal and/or local governments and special interest groups (i.e., associations, professional groups, etc.).

Employees participating in out-service training may have credit for such training applied toward their annual training requirements on an hour-for-hour basis. In order to receive credit, the following requirements must be adhered to:

- Requests shall be accompanied by a document verifying satisfactory completion of the training.
- The training shall be clearly labeled out-service training on the employee's training history file.
- As specified in DOM 32010.14, participation in out-service training may be substituted for participation in mandated training as specified in DOM 32010.14, with the written approval of the employee's supervisor. The supervisor's signature on the OST request shall be considered written approval for the purposes of this Section.

OST training for the purpose of meeting departmental needs for scientific, technical, professional, and management skills shall be evaluated/processed as follows:

- Training shall be necessary and of direct value to the Department and relevant to the employee's general field of work.
- Training shall provide knowledge, skills, and/or abilities that cannot be cost-effectively acquired through available IST as defined in this chapter (exclusive of specialized training).
- Training with the purpose of covering subject matter not sufficiently or recently encompassed in the employee's previous education/experience or of which the employee would not normally be expected to know prior to their present position.
- Does not include institutes, conferences, and conventions except for those recognized as legitimate training programs by DPA and the Chief, OTPD.

Reimbursement

The employee, or their estate, may be reimbursed for all expenses for related travel, tuition, supplies or other fees if an assignment is completed or terminated prior to completion, either:

- At the convenience of the State, provided the training facility reports satisfactory performance by the employee in the prescribed course of study during the assignment.
- Because of death, prolonged illness, disability, or similar event determined by the Warden/Superintendent or Chief, OTPD, to be beyond the control of the employee.

Authorization

Requests for out-service training shall be forwarded in a timely manner as follows:

- Facilities, to the Warden/Superintendent.
- Headquarters, to the Chief, OTPD, who, if authorizing the assignment, shall establish conditions governing the reimbursement of related expenses.
- DAPO, to the RPA.
- Division of Correctional Health Care Services, to the Director.

Training Categories

Job-required training is provided to ensure adequate performance in an employee's current job assignment. Job-required training includes:

- New Employee Orientation.
- Training necessary for new assignments or new technology (i.e., Basic Supervision and computer training).
- Continuing and refresher training to maintain effective operation of departmental programs (i.e., budget and contract training).
- Safety training.
- Training mandated by law, bargaining unit agreements, CDCR, or other State authority (i.e., Defensive Driver training).

Job-related training increases an employee's job proficiency. Job-related training:

- Improves job performance above the acceptable level of competency established for a specific job assignment.
- Prepares employees for assuming increased responsibilities in their current job assignment.

Upward Mobility training enables employees in designated classifications to compete for positions in targeted classifications with increased career opportunities. Participants in Upward Mobility training must meet the following criteria:

- Must be a permanent employee performing satisfactorily in their current job assignment.
- Must be in a designated upward mobility classification (see Appendix C, Page 21, for listing of classifications).
- Must select one of the targeted upward mobility classifications as a career goal.

- Must have an approved Career Development Plan (99T-13) on file with OPS/OCR/OTPD.
- Must not have completed the minimum requirements for the targeted classification chosen as a career goal.

Career related training is designed to assist in the development of career potential and is intended to help provide an opportunity for self-development while assisting in the achievement of the department or the State's mission. Career-related training may be unrelated to the employee's current job assignment or classification.

32010.7.2 Reimbursement/Prepayment Standards

IST reimbursements are generally attended on State time and funded by the State to at least 100 percent of any related expenses (registration fees, books and materials, travel, per diem, overtime, back-up, etc.).

OST reimbursements are as follows:

Job-Required Training

- 100 percent of tuition, fees, book, and materials.
- 100 percent of travel, per diem, and miscellaneous expenses.
- 100 percent of State time.
- Back-fill, overtime.

Job-Related Training

- 100 percent of tuition, fees, book, and materials.
- 100 percent of travel, per diem, and miscellaneous expenses.
- 100 percent of State time.
- Back-fill, overtime.

Upward Mobility Training

- 100 percent of tuition and fees (limited to a maximum per fiscal year of \$500, per person, per year), books, and materials.
- 100 percent of State time.
- Back-fill, overtime, travel, and per diem are not reimbursable.

Career-Related Training

- 50 percent of tuition and fees (limited to a maximum per fiscal year of 50 percent of the resident registration fees [6.1 or more units] charged by the California State University and college system), books, and materials.
- Employees must pay any costs at the time of registration and may be reimbursed with proof of completion.
- State time is not allowed.
- Back-fill, overtime, travel, and per diem are not reimbursable.

All categories of OST, except Career-Related training, are eligible for direct prepayment of registration/tuition fees. In order to qualify for funding, OST must be of direct value to the State, be relevant to the employee's career in State service, and be limited to providing knowledge and skills that cannot be economically provided through available departmental IST.

Proof of completion is required for all OST, otherwise no credit can be given. Employees may be required to reimburse the State for IST or OST costs, if the course is not completed. Exceptions may be considered where injury, illness, or problems beyond the employee's control prevents completion of the course.

32010.7.3 College Attendance

It is the general policy of the State of California and the CDCR to consider college courses as primarily career-related training subject to the reimbursement and other rules governing all career-related training. However, it is permissible for employees to attend individual college courses on a job-required, job-related, or upward mobility basis subject to the reimbursement and other rules governing each of those training categories, including advance payment to the college for individual course fees. Reimbursement of costs paid by the employee to the college may be subject to the requirement of a minimum grade of "C" or better for the course. When the course is graded on a "Pass/Fail" basis, a grade of "Pass" must be received in order to qualify for and receive reimbursement.

Alternate work schedules or flexible schedules are allowed in order to facilitate attending college courses where operational needs, as determined by the hiring authority, permit.

32010.7.4 Cancellation Policy

Cancellation of enrollments in CDCR training classes instructed by consultants or other paid instructors will be accepted without charge up to fourteen days before the first day of class. Late cancellations (except those due to personal illness or family emergency) may be charged to the employee or unit.

Unless the training includes individualized pre-work (completing surveys, written assignment, etc.) substitutions may be made at any time before the training begins.

32010.8 Training Personnel

All facility IST Manager positions shall be filled on a permanent basis by a staff member at a second-line supervisory classification such as a Lieutenant, unless otherwise approved by the Deputy Director, HR. The Chief, OTPD, shall be available to assist Wardens in the selection of new IST Managers.

Assistant IST Managers, where authorized, shall be appointed from the rank of Sergeant. Training manager positions within the DAPO shall be appointed from the rank of PA-II.

Advanced training instructors based at the Academy and at the ALI shall be appointed from the rank of Training Officer I or comparable rank.

IST instructors may be selected from staff at any job classification or level.

IST instructors shall have either:

- A teaching credential from a public school district or a regionally accredited college or university.
- Completed a specialized training course for part-time trainers (e.g., Training-For-Trainers [T-4-T]) approved by the Chief, OTPD. Courses or training completed outside of the Department shall be equivalent to or meet learning objectives defined in the T-4-T course of instruction.

Instructors may also be "subject matter experts" and be used as an instructor or assist in the presentation of training under the direction of the training manager, coordinator, or training program administrator.

Personnel who attend a specialized course of instruction provided by a vendor external to CDCR with the intent to provide instruction to departmental staff must submit a copy of their certificate of completion that identifies the area of expertise and/or duration of certification. Obtaining an external certification does not automatically waive departmental certification.

An advanced T-4-T instructor must have successfully completed an Advanced T-4-T course. In order to be admitted into an Advanced T-4-T class, a candidate must submit to his/her prospective Advanced T-4-T instructor his/her resume with references that show the candidate has served successfully as a trainer in a governmental or corporate organization for two or more years or a teaching credential from a public school district or a regionally accredited college or university.

32010.8.1 Annual Peace Officer Training

All peace officer employees shall be provided a minimum of 52 hours of annual training. 40 hours shall be structured classroom training and 12 hours shall be OJT. All training shall be either individual or group formalized, structured courses of instruction to acquire skills and knowledge for an employee's current or future job performance.

Annual training will be the primary delivery system for peace officers to maintain compliance with Penal Code (PC) Section 832 and other mandated training or applicable contract language.

32010.8.2 In-Service Training (IST) Course Content

A course outline or lesson plan is required for all classes. When departmentally approved lesson plans exist, they shall be used.

Training managers are allowed the flexibility to diversify or consolidate training subjects and programs within established departmental requirements to meet facility/parole region needs and/or budget limitations. A copy of all locally developed lesson plans shall be maintained on file at the local training office. Lesson plans shall be forwarded to the OTPD for review upon request.

All training classes shall include a valid, measurable method of evaluating the proficiency gained through the training. This instrument shall demonstrate the scope of the material presented and job applicability.

32010.8.3 Record Keeping Forms

The following forms shall be used to record training activities, data, and budgetary items:

- CDC Form 843, Training Record and Instruction Sheet. Use of this form or the departmentally offered computer program for IST is mandatory; completed and maintained locally.
- CDC Form 844, In/Out-Service Training Participation Sign-In Sheet.
- CDCR Form 854, Employee Training Request. Use is mandatory for all headquarters' staff requesting training. This form shall be completed and forwarded to the training coordinator for each division.
- CDC Form 907, OJT Documentation. The CDCR Form 907, or other locally approved format for recording OJT, shall be used if credit is given for the training.

32010.8.4 Class Records

For each training activity conducted, the following records shall be maintained:

- CDC Form 844.
- An approved lesson plan.
- A record of score achieved through a written test or performance demonstration of the learned skill (with the exception of OJT).
- DAS Form 103-A, Apprentice Daily Record. Use is mandatory for all Peace Officer Apprentices.
- The IST Manager reviews apprenticeship files monthly, or more often as deemed necessary. Review and action report shall be completed and submitted with all action forms to the JAC by the Apprenticeship Program Compliance Officers in OTPD by the fifteenth (15th) of the following month.

32010.9 Fiscal Management

Annually, the Chief, OTPD, shall submit a departmental training plan to the Deputy Director, HR, for approval.

Allocation of Funds

The Chief, OTPD shall:

- Allocate training funds to the facilities based on identified needs and approved local training plans.

32010.9.1 Use of IST Funds

Local IST funds may be used only for training as defined in DOM 32010.5. Routine staff meetings and recruitment activities are not considered training activities. A staff meeting that meets the conditions and mandates of this Section may be considered training. Attendance at lectures, meetings, training programs, and similar activities need not be counted as working time if the following four criteria are met:

- Attendance is outside the employee's regular working hours.
- Attendance is, in fact, voluntary.
- The activity is not directly related to the employee's job.
- The employee does not perform any productive work during such attendance (reference FLSA, Section 785.27[d]).

32010.9.2 Reporting Responsibilities

Each facility shall complete a CDC Form 845 and forward it to the Chief, OTPD, by the tenth day of the month for the preceding month. Parole regions shall complete and forward reports quarterly to the DTC.

32010.9.3 Audits

The Chief, OTPD, or designee shall order and/or conduct periodic audits of all training operations within the scope of their responsibility.

Wardens, RPAs, IST Managers, and the Headquarters' IST Manager shall be provided with a list of the dates when regular audits are to be conducted.

Copies of the audit format shall accompany each auditing schedule.

32010.10 Training Requirements

Training of employees shall be done during regular work hours, when possible, or on the employees' off-duty hours when necessary. Compensation for training shall comply with existing policies, law, and MOUs. Within budgetary constraints, the required training shall be provided by the Department and accomplished by the employee.

It is a condition of employment that all employees complete the training required for their job classification/position. Employees who fail to meet these training requirements may have their merit salary award denied or be subject to other administrative sanctions.

Employees shall receive a minimum of eight hours of formal classroom instruction annually. The remaining hours of training required by the employee's job classification may be formal IST, out-service training or OJT, or any combination thereof. (See DOM 32010.13.)

32010.10.1 Orientation of Departmental Employees

All employees new to the Department, regardless of job classification, shall receive orientation training. It is intended the orientation training be provided within 90 days of appointment. Orientation is required in addition to other training requirements.

Orientation shall include an introduction to:

- The California Code of Regulations (CCR).
- Departmental policies.
- Organizational structure.
- Informational Practices.
- Employee's training requirements and responsibilities.
- Equal Employment Opportunity (EEO)/Sexual Harassment.

- Use of force.
- Human Resources Overview/General Personnel Information.
- Employee workers compensation benefits.
- Employee Assistance Program (EAP).
- Communicable Disease Prevention.
- Inmate staff/relations.
- Occupational Health and Safety.
- Prison Rape Elimination Act (PREA).
- Ethics.
- Other subjects as deemed appropriate by the local administrators.

32010.11 Methods of Training and Documentation**OJT**

OJT is provided to employees in either a classroom or work setting to ensure acceptable levels of performance and knowledge, and to correct problems.

Upon completion, the supervisor is to record the training on a CDC Form 907 or other locally approved recording format. The employee and supervisor retain a copy and forward the original to the training manager to credit the employee's training record. The CDC Form 907 need not be retained by the training manager after the training has been properly posted to the employee's training record.

When appropriate, IST managers are encouraged to fully utilize this type of training as opposed to off-site training or on-site training that does not fall within the trainee's regular work hours. Full utilization of this method will assist the manager in the reduction of FLSA expenditures and allow more productive use of limited budgetary resources.

On-Site Formal Training

Any locally presented training activity, on-site formal instruction, seminars, and workshops for which training credit is to be given shall be recorded on a CDC Form 844.

Employees shall complete the required information and the instructor shall ensure that the completed forms are received by the training manager.

Training managers shall credit each attending employee's training record and retain CDC Form 844 for one year.

Off-Site Training

Employees shall arrange with the training manager appropriate certification of any instruction, seminar, or workshop presented away from the employee's place of work for which training credit is to be allowed.

Upon receipt of the arranged certification, the training manager shall credit the employee's training record. A copy of the Certificate of Completion shall be placed in the employee's training file.

32010.12 Probationary Employees

Entry-level, probationary employees of the Department shall complete the training requirements of their job classification before the end of their probationary period, or earlier, as specified. An employee who provides acceptable certification of having previously completed a requirement shall receive credit and not be required to repeat the training. Employees who fail to complete any portion of required training may be rejected on probation. Probationary employees are required to receive orientation training in addition to the requirements for certain job classifications listed below.

Correctional Counselors

Correctional Counselor staff shall complete:

- The requirements of PC 832 and chemical agents training as provided at the Academy within 90 days of appointment and prior to performing peace officer duties.
- The Casework Training Component Program within six months.
- The CC-I Apprenticeship Program (3600 hours within two years).

Fire Captains

Fire Captains shall be trained in accordance with DOM 52090.6. Training shall include:

- The requirements of PC 832 and chemical agents training as provided at the Academy within 90 days of appointment and prior to performing peace officer duties.
- The Fire Captain Apprenticeship Program (3600 hours within two years).

Officers

Officers shall complete:

- The Basic Academy prior to assignment as an Officer.
- The CDCR/DMH/AP (3600 hours within two years).

Non-entry-level, probationary employees shall complete one-half of their annually required training to successfully complete probation.

32010.13 All Employees

All employees shall receive 40 hours training annually, at least eight hours of which shall be formal classroom training. The balance can be any combination of OJT, formal IST, or out-service training.

32010.14 Required Training Subjects

All departmental employees shall attend training as follows:

- Emergency plan training shall include fire, earthquake, bomb threat, evacuation, and other emergencies. Initial instruction required during orientation.
- Fire safety training shall include use of fire extinguishers, recognizing fire hazards, proper reporting methods, and evacuation procedures (DOM 52090.6.1). Initial training during orientation, annual refresher may be through OJT.
- General training regarding the policies and procedures to be followed to ensure compliance with the IPA per DOM 13030. Initial instruction is required during orientation.
- EEO/Sexual harassment prevention-initial instruction during orientation. Taught only by departmentally approved instructors with an approved departmental lesson plan.
- Accident prevention--initial training required during orientation per CCR (8) 3203, General Industry Safety Order (GISO).
- Communicable Disease Prevention.

32010.14.1 Employees Supervising/Contact with Inmates

All employees who supervise or have frequent contact with inmates shall receive the following training:

- Work incentive program/inmate time cards--initial training during orientation.
- Inmate/staff relations: Initial training during orientation.
- Escape prevention/pursuit-annually.
- Disturbance control: Annually per DOM 55010.

32010.14.2 Peace Officer Classifications

Revised September 17, 2011

All peace officer classifications shall receive training as follows:

- Firearms re-qualification-check reference for specific information (PC 830.5d and DOM Sections 32010.19.3 through 32010.19.9).
- Chemical agents--shall complete a course in the use of chemical agents per PC 12403. This course is provided in PC 832 class at the Academy.
- Use of force required annually.
- Stress reduction-provided during orientation for peace officers in handling of stress associated with their duties per PC 13601.

Officers, Sergeants, Lieutenants, and Captains

Officer, Sergeant, Lieutenant, and Captain training shall include:

- Basic Correctional Officer Academy--sixteen weeks of training as provided by the Basic Peace Officer Institute. This course of study complies with requirements contained in PC 832 and PC 12403. Employees shall successfully complete this training only once unless they experience a break in service more than 36 months. Each case involving a break in service shall be reviewed individually by the hiring authority in consultation with the Chief, Office of Peace Officer Selection.
- Less lethal weapons. Initial training and annual recertification shall be given for the expandable baton. Initial training and annual qualification shall be given for the 40-mm impact munition. Training is only for those employees designated to use or authorize the use of these weapons (DOM Section 32010.19.10). Instruction will be given by departmentally approved instructors only utilizing a departmentally approved lesson plan.
- Sergeant, Lieutenant, and Captain Academies each consist of 40 hours of training provided by the Advanced Learning Institute. All Sergeants and Lieutenants are required to complete their appropriate Academy as required through PC 13601 prior to successful completion of probation.
- Correctional and Facility Captains, uniformed and nonuniformed, shall not be required to annually qualify with batons and firearms, unless the specific duties of their assignment require the use of a baton or firearm. Captains shall be included in Group II, as defined by DOM Section 32010.19.3, and shall receive the required group training, as defined in DOM Section 32010.19.4. Nothing shall prevent a Captain from qualifying with batons and/or firearms, if they choose to do so.

Transportation Officers/Extradition Agents

In addition to the training requirements for peace officers classifications, transportation officers/extradition agents also receive training in:

- Para-transit vehicle operations.
- Application of vehicle chains.
- Transportation Security Administration Training.
- Semi Automatic Handgun Transitional Range.
- CLETS Training.
- Driving in inclement weather.
- Defensive driving.
- Department of Motor Vehicles/California Drivers License sanctions.
- CPR/First aid.

DAPO

Parole Agents shall successfully complete a ten-week Parole Agent Academy that includes PC 832 and PC 12403 requirements prior to permanent assignment to a parole unit.

Parole Agents shall complete the Parole Agent Apprenticeship Program (3600 hours within two years).

All Parole Agents assigned to the DAPO shall comply with weapons re-qualification as stated in DOM Sections 32010.18 through 32010.18.10. In addition, those who are armed shall fire a night (diminished light) course annually for familiarization and training (not qualification).

All Parole Agents assigned to the DAPO shall receive quarterly refresher training in Parole Agent Safety and Tactics (PAST).

All Parole Agents assigned to the DAPO shall receive annual refresher training in the use of the expandable baton.

32010.14.3 Supervisors

Supervisor training shall include:

- All first-line supervisors shall complete Basic Supervision. Peace officer classifications shall complete this course of training as a prerequisite to successful passage of probation. All other classifications shall complete this course within their probation period. This training complies with requirements contained in GC 19995.4, PC 13601, PC 13602, and PC 13603.
- All first-line supervisors shall complete 40 hours of OJT or classroom instruction in supervisory training, in addition to the Basic Supervision course.
- All CDCR second-line supervisors shall complete Advanced Supervision, an approved 40 hour course, within the first year following appointment. This course is a prerequisite to successful passage of probation for peace officer classifications. (PC 13602)
- Labor relations annual updates as provided by the Department's Office of Labor Relations and/or facility Employee Relations Officers (ERO).

32010.14.4 Managers

Training may include:

- Training in methods and techniques of management and leadership as deemed appropriate and necessary by the Department.
- Non-peace officer classifications shall successfully complete the requirement of PC 832 and chemical agents training, prior to assuming Administrative Officer-of-the-Day (AOD) duties.
- Labor relations annual updates as provided by the Department's Office of Labor Relations and/or facility EROs.

32010.14.5 Special Unit Staff

All peace officer employees regularly assigned to work with inmates in Disciplinary Detention (DD), Administrative Segregation (AD-SEG), SHU, Protective Housing Units (PHU), or with "special needs inmates" shall receive additional training in the below-listed subjects with initial training following assignment to the unit and follow-up training as required approved by the Chief, OTPD. OJT in these subjects should be utilized whenever possible:

- Classification levels and process.
- Cell and body searches.
- Application of restraint gear.
- Drug identification and control.
- Crime scene preservation.
- Prison gangs.
- CPR/First-aid.
- Identification of special problem inmates.

- Less than lethal weapons certification and annual refresher training for the baton for those employees designated to use or authorize the use of these weapons.
- Use and care of protective vests.
- Use of other specialized equipment or devices as applicable.

32010.14.6 Senior Hearing Officer

Senior hearing officers shall receive training prior to assuming responsibilities of conducting hearings for CDC Form 115-A, Serious Rules Violation Report, certified by the local Chief Disciplinary Officer. (See DOM 52080.)

32010.14.7 Hearing Officer

Hearing officers shall receive training prior to assuming responsibilities of conducting hearings for CDC Form 115, Rules Violation Report, and shall be certified by the local Chief Disciplinary Officer. (See DOM 52080.)

32010.14.8 Investigating Employee/Staff Assistant

Employees assigned as an investigating employee/staff assistant shall receive training and be certified by the local Chief Disciplinary Officer prior to assignment. (See DOM 52080.)

32010.14.9 Miscellaneous Required Training

Other required training includes but is not limited to:

- Crisis Response Team (CRT) members shall receive special emergency response and negotiation management training.
- Employees who drive on State business shall receive defensive driver training at least every four (4) years in accordance with the State Administrative Manual Section 0751.
- Safety coordinators shall receive a 120-hour course on basic safety training provided by DGS, SAM 2580.2, within 12 months of appointment.
- Staff assigned to areas where there is possible exposure to hazardous substances shall receive material safety training prior to assignment (SAM 2590.2 and GISO Section 5194).

Additional training may be required for various job classifications as a result of court order, federal requirements, and/or changes in state laws and regulations.

Records Management Personnel

Records management personnel shall receive training in records management (SAM Section 1610 and GC Sections 14740 through and 14770-14774).

California Law Enforcement Telecommunication System (CLETS)

All employees assigned to operate CLETS terminals and/or interpret printouts shall receive CLETS training as required by State DOJ as follows:

- Initial training when assigned.
- Follow-up training required by the Department of Justice.

32010.15 Job Related Subjects

Employees shall refer to various MOUs for additional training requirements and a list of courses to be given "high priority" consideration.

32010.16 Individual Training Plan

The Standard Form Std. 637, Individual Development Plan (IDP), is part of the annual employee appraisal process and identifies the employee's goals for further improvements in job performance during the next year, in order to meet or exceed standards for the employee's present job, or to develop employee skills. The IDP also identifies specific methods by which the employee can work toward accomplishing his or her performance objectives. The supervisor's acceptance of these goals acknowledges the employee's intent but does not constitute a mandate.

32010.16.1 Training Referral

Employees requiring additional specialized training may be referred to the training manager by the employee's immediate supervisor.

Referrals shall be used to designate specific subject matter needed to correct performance deficiencies.

The immediate supervisor shall initiate the referral upon identifying a training need of the employee that cannot be met by OJT.

The referral shall be reviewed by the second-line supervisor and forwarded to the training manager for approval.

When approved, the training then becomes required of the employee and the referral shall be retained in the employee's training file until their next performance evaluation.

32010.16.2 Special Training

Other special training may be required to meet Department needs as determined by the hiring authority.

32010.17 Supervisor Development

Programs for development of supervisors shall contain, at a minimum, the following:

- Supervision theories and practices.
- Problem solving and the decision-making process.
- Labor/employee relations.
- Staff development/training and performance standards and evaluations.
- Leadership and motivation.
- Employee disciplinary process.
- Rights and responsibilities of employees.
- Sexual harassment/orientation and discrimination prevention.
- Grievance procedures.
- Civil liabilities of supervisors.
- Planning, organizing, staffing, and controlling.
- Organization and mission of the Department and its facilities.

32010.17.1 Second-Line Supervisor Development

The Advanced Supervision course for second-line supervisors shall include, at a minimum the following:

- Administrative and management theories and practices.
- Team Building.
- Ethical Decision-Making.
- Effective Writing.
- Communication skills.
- Managing Fiscal Resources.
- Progressive discipline.
- Labor relations (FLSA/FMLA).
- Supervisory styles.
- Effective Communication Skills.
- Employee Wellness.
- Substance Abuse Testing.

32010.17.2 Compensation

Any training activity that is directly related to the employee's job or is designed to make the employee perform job duties in a more efficient and effective manner is compensable under FLSA rulings. If the training is instituted for the bona fide purpose of upgrading the employee to a higher skill or preparing them for advancement, compensation is not required even though the training may incidentally improve the employee's skills in doing their regular work (FLSA Section 785.29).

If an employee on their own initiative attends an independent school or college after regular work hours, the time need not be compensated even if the courses are related to the employee's job (FLSA Section 785.30).

32010.18 Training Consultation Services

Consultation Services

OTPD provides consultation services throughout the Department to assist with training needs. OTPD shall provide guidance, feedback, and quality assurance to units/divisions within CDCR that are developing training for targeted audiences.

Lesson Plan Development

Assistance in developing lesson plans shall be given, within acceptable time frames, upon the written request of the employee. The request shall be cosigned by the IST Manager or the Assistant Manager. Avoid duplication of effort and ensure the timeliness of the request. Each request shall state:

- The title of the lesson plan.
- The objectives of the training.
- A brief description of the material to be covered.
- The target audience who will receive the training.
- The length of time allotted for the training.

32010.19 Weapons Training

The importance of training in the safe and proper use of weapons authorized in DOM 55050 cannot be over emphasized. The IST Manager must ensure that all custody staff are properly certified in firearms and less lethal weapons, prior to assignment. It is essential that each individual who may issue, use, or supervise the use of departmental weaponry be fully trained in procedures, policy, and safety matters relating to the weapons. All persons designated as peace officers under Penal Code (PC) Section 830.2 or 830.5 and those so designated by the Secretary prior to assuming peace officer duties shall at the minimum successfully complete the Department's qualification requirements.

32010.19.1 Weapons Qualification.

All personnel subject to PC 832 training and other designated officials requiring such training shall successfully complete the weapons qualifications course mandated at the specific academy attended.

Standards for academy weapons training and qualifications shall be the responsibility of the Chief, OTPD. Standards shall meet PC, Department policy, and job-related requirements.

32010.19.2 Compliance With Qualification Requirements

Failure to successfully complete the mandatory weapons qualifications, in addition to remediation, each 90 days shall result in loss of peace officer status.

Basic Correctional Officer Academy and Adult Parole Agent Academy

Cadets and students attending these Academies who fail to complete mandatory weapons qualifications shall be rejected on probation. Students attending the Adult Parole Agent Academy are required to successfully complete the Parole Agent Safety and Tactics (PAST).

PC 832 Training

Every peace officer appointment shall:

- Complete training required by PC 832 prior to exercising peace officer powers.
- Trainees shall complete the required Firearms qualification course with a minimum score of 80 percent on the handgun, and the P.O.S.T. Arrest course with a minimum score of 75 percent. One retest is authorized. Failure on the retest will result in the employee being returned to the sending facility without PC 832 certification. The employee may attempt to again qualify in one of two ways:
 - Return to PC 832 training and repeat the course that was failed.
 - Enroll in a local P.O.S.T.-certified course (i.e., community college). Payment of all costs and fees will be the responsibility of the sending facility. Cost and course length may vary for each course presenter.
- Failure to successfully complete the course shall result in the termination of that appointment within the peace officer classification.

PC 832(e) requires individuals who previously completed a PC 832 course to re-qualify prior to exercising peace officer powers, if they have a 36 months or more break in service as a peace officer within the state of California.

32010.19.3 Weapons Requalification Requirements

Revised September 17, 2011

All employees subject to PC 832 training shall periodically demonstrate satisfactory knowledge of weapons policy and usage. Requalification shall be accomplished through written examination and/or actual performance.

Requalification requirements are based upon level of responsibility, duties performed, and weaponry appropriate to the function. These requirements are as follows:

ANNUAL REQUALIFICATION REQUIREMENTS

	Policies	Mini-14 Rifle	Handgun	Shotgun	Baton
<u>Group I</u>					
Headquarters	X				
<u>Group II</u>					
Warden	X				
Associate Wardens and Captains	X				
CC-III	X				
Administrative Officer-of-the-Day	X				
<u>Group III</u>					
Lieutenant	X	X	X		X
Sergeant	X	X	X		X
Officer	X	X	X		X
<u>Group IV</u>					
Senior Special Agent (OCS, OIA)	Peace Officers listed in Group IV shall qualify with firearms as approved in DOM 55050.				
Special Agent (OCS, OIA)					
Transportation Unit					
<u>Group V</u>					
CC-II	X	X			
CC-I	X	X			
<u>Group VI</u>					
Facility Fire Chief	X		X		
Facility Firefighters	X		X		
<u>Group VII</u>					
PA--I	X		X *		X

X * Denotes armed agents only

32010.19.4 Re-qualification Standards*Revised September 17, 2011***Headquarters Administrators and Managers**

The standards for re-qualification are as follows:

- Group I. Headquarters staff who are designated peace officers shall receive training in the use of departmental weaponry annually. The training course topics shall include, but not be limited to, the following:
 - State law and departmental policy.
 - Discussion and demonstration of all standards and specialized departmental weaponry and chemical agents used by the division.
 - Written pass/fail examination.

Correctional and Facility Captains and Non-uniform Facility Managers

- Group II. Correctional and Facility Captains (uniformed or non-uniformed) and non-uniform facility managers shall not be required to annually qualify with batons and firearms, unless the specific duties of their assignment requires the use of a baton or firearm. Captains shall be included in Group II, as defined in DOM Section 32010.19.3 and shall receive the Group II training as defined in DOM Section 32010.19. The training course topics shall include, but not be limited to the following:
 - State law, departmental policy, and facility procedures.
 - Discussion and, where appropriate, demonstration of all standard and specialized facility weaponry and chemical agents.
 - Emergency situation tactics.
 - Written pass/fail examination.

Correctional Lieutenants, Sergeants, and Officers

- Group III. Lieutenants, Sergeants, and Officers (regardless of current assignment) shall receive training in the use of departmental weaponry annually which shall include:
 - Weapons' policy.
 - Use and effects of force.
 - Discretionary decision-making.
 - Emergency situation tactics.
 - Baton recertification.
 - Live fire requalification with rifle and handgun. (See Course of Fire, DOM Sections 32010.19.6 through 32010.19.6.4.)

Senior Special Agents/Special Agents/Transportation

- Group IV. Senior Special Agents (OCS, OIA), Special Agents (OCS, OIA), and Transportation Unit staff shall receive training with the departmental firearms as specified in DOM Section 55050.

Correctional Counselor I and IIs

- Group V. CC-Is and CC-IIs shall receive training annually in the use of designated departmental weaponry which shall include:
 - Weapons' policy.
 - Use and effects of force.
 - Discretionary decision-making.
 - Live fire requalification with the Mini-14 rifle. (See Course of Fire, DOM Section 32010.19.6.1.)

Facility Fire Chiefs and Fire Captains

- Group VI. Facility fire chiefs, and facility fire captains shall receive training in the use of designated departmental weaponry annually which shall include:
 - Weapons' policy.
 - Use and effects of force.
 - Discretionary decision-making.
 - Live fire requalification with the handgun. (See Course of Fire, DOM Section 32010.19.6.1.)

Parole Agents and Field Administrators

- Group VII. PA-Is through the Director, all peace officer classifications inclusive, shall receive training in the use of weapons annually which shall include:
 - State law, departmental, and divisional policy.
 - Use and effects of force.
 - DAPO Firearms Policy review.
 - Review of DAPO arrest procedure. Armed agents will receive quarterly Parole Agent Safety and Tactical (PAST) training (PA I through Parole Administrator I inclusive).
 - Quarterly requalification with the handgun for agents who are armed.

- All new agents shall requalify with the handgun prior to the completion of probation. The Course of Fire as listed in DOM Sections 32010.19.6 through 32010.19.6.4 shall be used.
- All facility, parole, and field unit staff subject to PC 832 shall complete a chemical agent course. This training shall include departmental policy regarding use, safety, handling, and effects of exposure to chemical agents.

Instructor requirements

Candidates for the Rangemaster/Chemical Agents instructor course shall meet eligibility requirements outlined by the Academy prior to enrollment. Candidates shall be Peace Officers with current first aid and CPR and use of force certifications prior to enrollment. The entire approved course shall be successfully completed at the Academy prior to issuance of a certificate of completion.

32010.19.5 Compliance Requalification Requirements

The facility training manager shall review the minimum firearm qualification/requalification requirements of all personnel covered by this Section on a quarterly basis. The training manager shall notify the employee's direct supervisor in writing of impending requalification dates at least 30 days in advance. Utilization of the monthly training calendar to satisfy advance written notice of requirements is acceptable. First-line supervisors shall work with the training manager to ensure that their subordinates meet these minimum qualification/requalification requirements. Each peace officer shall maintain current weapons' certification as outlined in this Section.

Range Remediation Policy

Peace officers, other than Parole Agents, who fail the first attempt, but have otherwise demonstrated an adequate level of operational knowledge with the firearm, may be given another opportunity. This determination will be made by the Rangemaster.

Notification of Failure to Meet Range Requalification

Those who fail to requalify after this additional opportunity and those whom the Rangemaster determines do not appear to have sufficient proficiency after the initial attempt, will be required to complete remediation training prior to being scheduled for further requalification attempts. These employees shall receive a memorandum of failure to meet range requalification. A copy will be sent to IST and the Captain only. The notification shall advise the employee that:

- The employee appears deficient in the necessary skills to requalify and will be assigned to two hours of firearm familiarization and training. This remediation shall be weapon specific and based on the standardized rangemaster lesson plan.
- Failure to meet the requirements within a 60-day period shall result in termination of the employee's appointment as a peace officer, unless exempted by a temporary waiver.

If, after two hours of remediation training, the employee again fails to requalify, they will be scheduled for up to two additional remediation sessions. All remediation and requalification must be completed within the allocated 60 days.

Arrangements may be made to conduct the training during the employee's regular duty hours. In those situations where the training must be conducted on the employee's off-duty hours, this time will be considered time worked and compensable under the FLSA requirements.

The employee shall not be permitted to work in an armed post or any other assignment that requires the employee to be armed until minimum requalification requirements are completed.

Parole Agent

Parole agents who are armed as a condition of employment and who do not qualify within 30 calendar days of the quarter in which they failed shall be placed on leave without pay for no longer than two months. Failure to qualify within this period shall result in the Parole Agent being separated from State service per the MOU.

Temporary Waiver

Special circumstances may warrant a temporary waiver of weapons requalification requirements. Upon approval of the Warden or RPA and subject to concurrence by the appropriate Director, a temporary waiver may be considered for the following reasons:

- Physical injury.
- Illness.
- Authorized leave of absence.

- Psychological trauma affecting the employee's ability to comply with requalification requirements.
- Detached duty.
- Pregnancy.

The waiver shall be reviewed at intervals of no more than one year. Upon expiration of the waiver, the employee shall complete requalification requirements within 60 days as described in DOM 32010.19.3.

32010.19.6 Course of Fire

The following courses of fire shall be utilized as the standard to demonstrate annual basic weapon competency. Silhouette targets shall be used for rifles and handguns.

Scoring Policy

If participants have fewer hits on their target than the course allows but still achieve a qualifying score, they will not be required to re-shoot.

If participants have more hits on their target than the course allows and also have a qualifying score, they will be required to re-shoot without penalty. The original shoot will not count as one of the allowed qualifying attempts.

32010.19.6.1 Ruger Mini-14

Ruger Mini-14 .223 Caliber Rifle

Distance	Time	Position	Rounds
50 Yards	30 Seconds	Point Shoulder	5
	45 Seconds	Kneeling	5
100 Yards	45 Seconds	Point Shoulder	5
	60 Seconds	Barricade or Kneeling	5
	60 Seconds	Kneeling	5
Total			25

Note: A 70 percent score is required for requalification. Training records shall document raw score and percentage.

32010.19.6.2 Smith & Wesson .38 Caliber/Semi Automatic Handgun (Basic Course)

Smith & Wesson .38 Caliber Revolver or Semi Automatic Handgun

Revised September 17, 2011

Distance	Time	Position	Rounds
3 Yards	30 Seconds	Hip Level	12
7 Yards	30 Seconds	Instinctive Shooting	12
		Position	
15 Yards	45 Seconds	Sight	12
Total			36

Note: The P.O.S.T. course of fire requires the single B-27 range target. A passing score is 26 "hits" (72 percent) within the seven-ring portion of the target.

**32010.19.6.3 Less Lethal Weapons
40 mm Impact Munitions**

Distance	Time	Position	Rounds
25 Yards	None	Point Shoulder	3
Total			3

Note: Six practice rounds of either XM 1006/CTS 4557 Exact Impact Round. Three rounds, either XM 1006/CTS 4557 Exact Impact Round (for qualification).

Shooter must impact two out of three rounds in the Zone 1 area of the target for qualification. Although there are other impact rounds that are fired for familiarization only, this is the only impact round Officers must qualify on.

32010.19.7 Quarterly Proficiency Requirements

All departmental peace officers who are issued a departmental weapon as part of their regular or special assignment such as armed posts, transportation, CRT, Special Housing Unit, Special Agents, etc., or any other previously designated officials considered to require such training shall

complete a proficiency course on a quarterly basis prior to assuming the post. This course shall be with the weapon/weapons issued, or maintained in the armed post, assignment, or position.

Each facility, special unit, and DAPO shall determine the quarterly proficiency course of fire and techniques that meet their specific need. The quarterly standards and courses of fire shall be reviewed annually by the appropriate Director for consistency with departmental policy.

32010.19.8 Off-Duty Weapons

Personnel required by the Department to retain departmental firearms while off duty shall be provided training in the proper and safe storage of these firearms.

32010.19.9 Use of Department Firearm Ranges by Off-Duty Personnel

Revised September 17, 2011

The Department shall allow access to its ranges for the qualification of off-duty weapons to those peace officers designated by PC 830.5(c). The conditions stipulated in these rules shall apply when utilizing a CDCR firing range.

Persons designated above continue to retain the option of qualifying with off-duty weapons on private ranges.

These qualification requirements are voluntary and shall occur only during a person's off-duty hours. It is the responsibility of the individual, not the facility, to maintain their eligibility.

Range Availability

Each facility with an authorized and State-certified Rangemaster shall establish a minimum of two days per month range sessions at predetermined times during which persons designated above may qualify with their personal weapon(s) which they intend to carry off-duty.

Cancellation of scheduled sessions may occur because of inclement weather conditions or lack of participants. In the event a session is cancelled, the facility does not have to schedule a make-up session and all fees paid by the participants for that cancelled session shall be returned to them.

Cost to Participant

Participants are required to pay a fee of \$9.00 for each qualification attempt to the facility cashier prior to attending range qualification.

Access to the Range

Each facility shall prepare a "Guide to Off-Duty Weapons Qualification" which shall be made available to persons desiring utilization of the range. This guide shall include, but is not limited to, the following:

- Contact person/position and telephone number for information concerning the program.
- Types and/or color of clothing prohibited if the range is on prison property.
- To whom fees shall be paid and when.
- Procedures for transporting weapon and ammunition to the range if the range is on prison property.
- The specific procedures as to how an eligible person shall participate in and, if necessary, schedule an off-duty weapon qualification session.
- Participants shall have in their possession at the time of entry to a facility/range of CDCR a valid employee identification card from their Department which indicates the employee peace officer status or a written designation by the employee's Director or Chairperson which authorizes that employee to carry a concealed off-duty weapon.

Rangemasters

Rangemasters shall be current participants in the CDCR range training program. Rangemasters shall be employed at the same facility as the range unless authorized by the Warden or designee. All Rangemasters shall be trained and qualified in the safe operations of double action revolvers, rifles, and semiautomatic pistols.

Rangemasters shall maintain full authority for range activities and may exclude/expel any participant from the range for good cause.

Weapons and Ammunition

Only concealable handguns consisting of .22 to .45 caliber shall be used on CDCR ranges. No single action revolvers, blackpowder guns, shotguns, or rifles shall be permitted.

All ammunition shall be supplied by the participant. Only factory loaded/reloaded ammunition shall be accepted. Snake loads and loads that exceed industry standard are not acceptable rounds and shall not be permitted.

Prior to use, all weapons and ammunition shall be inspected by the Rangemaster. Any weapon or ammunition deemed unacceptable or unsafe shall be removed from the range and not used. Each participant shall provide his or her own off-duty weapon with a strong side hip holster.

Qualification Requirements

The approved handgun course of fire, as specified in DOM Section 32010.19.6.3, shall be used. There shall be no classroom session. Participants shall receive from the IST office:

- CDCR Form 1799, Range Safety Rules.
- A pamphlet on California firearms laws.

Participants shall sign a CDC Form 1798, Annual Acknowledgement of Receipt of Range and Firearm Safety Rules and PC Related to the Possession and Use of Off-duty Firearms, acknowledging that they have read and understood all applicable PC relating to possession or use of off-duty firearms by off-duty staff. In addition, participants shall acknowledge in writing that the handgun they are using has not been modified and that it meets manufacturer's specifications (exception: handgrips and sights).

Recordkeeping

The facility shall maintain a copy of the participant's official score sheet for six months. It is the participant's responsibility to maintain current qualification.

The participant upon attaining a passing score shall be provided a CDC Form 1803, Off-Duty Firearm Qualification Certification that documents the quarterly qualification.

Off-Duty Disqualifying Factors

The employee-appointing Director or Chairperson may deny, suspend, or revoke for good cause a person's right to carry an off-duty concealable firearm.

Persons permitted to carry firearms pursuant to PC 830.5(c) shall meet the training requirements of PC 832 and shall qualify with the firearm at least quarterly. It is the responsibility of the individual to maintain their eligibility to carry an off-duty firearm. Carrying a firearm off-duty without maintaining the quarterly qualification shall constitute good cause to suspend or revoke that person's right to carry firearms off-duty.

Appeal of Revocation of Authorization to Carry Off-Duty Firearms

Within 15 working days of receipt of a notification that an individual's authorization to carry an off-duty concealable firearm has been suspended, revoked, or denied, the individual may appeal the decision, in writing, to the appropriate Director or Chairperson who issued the decision. Persons are prohibited from carrying a concealable firearm off-duty during the appeal period.

Adverse Personnel Action

Pursuant to PC 830.5 and 12031, carrying a concealed loaded firearm without maintaining the quarterly qualification is prosecutable and the employee may be subject to adverse personnel action.

32010.19.9.1 Use of Non Departmental Firearm Ranges for Off-Duty Qualification

Effective September 17, 2011

Departmental Peace Officers shall have the option of qualifying at other than departmental ranges. The following policies shall be adhered to when utilizing this option.

- Only concealable handguns consisting of .22 to .45 caliber shall be used. No black powder guns, shotguns, rifles or single action revolvers shall be used.
- Only factory loaded/reloaded ammunition shall be used. Snake loads and loads that exceed industry standard are not acceptable rounds, and shall not be used.
- Minimally, the handgun course of fire, as specified in DOM Section 32010.19.6. 2 should be used. In the event that the range facility being used for the qualification session cannot accommodate the said course of fire, every attempt should be made to utilize an equivalent course of fire to ensure that the shooter demonstrates an adequate level of proficiency. Nothing shall prevent the peace officer from qualifying with a course of fire that indicates greater proficiency or is required for duty by the unit in which the peace officer is assigned.
- Individuals administering the qualification attempt shall possess a Rangemaster/Firearms Instructor accreditation or equivalent from a reputable shooting organization recognized in the United States.
- The shooter, upon attaining a passing score shall provide to the person supervising the qualification attempt, a CDC Form 1803, Off-duty

Firearm Qualification Certification that shall be signed by the certifying individual, which shall include the accreditation of the individual.

- It is the shooter's responsibility to submit, and maintain annually, a copy of the CDC Form 1798, Annual Acknowledgement of Receipt of Range and Firearms Safety Rules, and Penal Code Sections Related to the Possession and Use of Off-duty Firearms. The completed CDC Form 1798 shall be maintained in the employees In Service Training file, at the location where the participant is employed.

32010.19.10 Weapons Qualification Card

All persons designated as peace officers under PC 830.5 and those so designated by the Director who are required to requalify with weapons at least annually shall carry upon their person at all times while on duty a CDC Form 861, Weapons Qualification Card. This card shall be issued by the individual facility or parole region and shall provide verification of successful completion of required firearms requalification training. Each employee shall notify the supervisor at the time of assignment to an armed position if the requalification or quarterly proficiency requirement has not been met within the preceding 90 days.

32010.19.11 Less Lethal Weapons

Revised September 17, 2011

Training in the use of less lethal weaponry is required for personnel authorized to use or supervise the use of these weapons per DOM Section 55050.

Baton Certification Requirements

Personnel authorized to use departmental batons shall successfully complete the standard course of training prior to issuance or use of any baton. Training shall include policy, procedure, use, safety, and effects of use.

Recertification Requirements

Annually, each person qualified to use departmental batons shall successfully complete the standard course of recertification (two hours).

Individuals whose baton certification has lapsed shall take the recertification course and demonstrate competency to be issued a certificate. If competency is not demonstrated after completion of the recertification course, then the individual will have to complete the 12-hour certification course.

Instructor Requirements

Candidates for the baton instructor course shall meet eligibility requirements outlined by the Academy prior to enrollment. Candidates shall be peace officers with current first aid and CPR cards, and use of force certifications, prior to enrollment. The entire approved course shall be successfully completed at the Academy prior to issuance of a certificate of completion.

Baton instructors shall teach a minimum of eight hours training per year to remain current in their certification. Anyone failing the recertification course shall be required to repeat the initial instructor certification course before being utilized as an instructor.

Electronic Control Device

Personnel authorized to use the Electronic Control Device (ECD) as specified in DOM Section 55055 shall successfully complete training on such device in accordance with the manufacturers training criteria.

32010.19.12 Munitions

Personnel designated to use munitions as stated in DOM 55050 shall be trained in the use, employment, safety, and effects of this resource prior to usage.

32010.20 Curriculum

The OTPD's Curriculum Design Unit (CDU) oversees the development, revision, and maintenance of curriculum for the BPOI (adult, juvenile, and parole basic Academies) and ALI (basic and advanced supervision and Sergeants and Lieutenants Academies). CDU staff shall update curriculum to reflect current policies, procedures, laws, and regulations.

Lesson Plan Standards and Certification

The Corrections Standards Authority (CSA) will establish and update minimum training standards for CDCR lesson plans. The CLO will receive a copy of CDU lesson plans for review and certification, prior to final distribution.

Subject Matter Expert (SME)

A SME is a person who is recognized as an authority in the field of the lesson's content. Expertise may be gained by experience, education, and/or through teaching the subject matter. Recognition is achieved by publication of articles, presentations at conferences, or by recommendations of others working in this field with knowledge of the individual's mastery of the subject. For purposes of serving on a panel for determining minimal

acceptance level for passing an examination, the SME should have direct knowledge of the requirement for employees expected to perform the tasks in the lesson plan.

Storage of Lesson Plan Information

Lesson plans and copies of all handout materials shall be maintained on file with the CDU. Lesson plans may be provided to the institutions, parole regions, IST offices, and agencies upon request. The CDU lesson plan server houses an electronic version of the most current CDU lesson plans in PDF format. Designated staff are authorized access to the curriculum for their area. Confidential lesson plans are not placed on the server.

Evaluation of Academy Curriculum and Instruction

The CDU's Evaluations Unit collects, analyzes, and distributes data used to evaluate the curriculum and instruction of BPOI Academies. The information collected is a critical part of the training process. It provides statistical data and allows for continuous quality feedback to OTPD management to assess the effectiveness of the Academies and to keep the curriculum current and useful.

Instructor Evaluation Forms will be completed by Academy instructors and used to revise and improve lesson plans.

Instructor/Designer Evaluation Forms – Pilot class evaluations will be completed by Academy instructors and the CDU to evaluate new lesson plans to determine whether or not the lesson plans are effective or need to be improved.

Participant Evaluation Forms will be completed by Academy participants after each class to evaluate curriculum and instruction.

BPOI Exit Evaluation Forms will be completed by Academy participants at the end of each Academy, and used to evaluate the overall Academy experience.

Six-Month and First-Line Supervisor Questionnaires will be completed by graduates and their first-line supervisors six months after completion of the Academy to evaluate how well the Academy prepared them to perform their duties.

Evaluation Results and Recommendation Committee (ERRC) will meet after the six-month evaluation data from each Academy has been calculated and analyzed to discuss issues and recommend and/or implement changes to improve the Academy curriculum and instruction.

Quarterly Report will be compiled quarterly based on the data received from the six-month evaluation questionnaires. It provides statistical and analytical data for upper management, and lists recommendations and action plans for tracking recommendations from ERRC.

Issues/Implementation Data Tracking Report is used to track data to ensure that changes implements have had a positive impact on Academy training.

Performance Measure Report is compiled by Evaluations Unit staff and will provide the percentage of overall preparedness and instruction data collected from the Six-Month Questionnaire and Exit Evaluation. The information is entered on a quarterly basis with a target goal of 90 percent.

Corrections Standards Authority

Training developed by headquarters for field staff requires review by CSA. If the planned training impacts rank and file peace officers or probationary peace officer supervisors, a review may also be required by the CDCR/DMH/AC. The OTPD coordinates both reviews and should be contacted as soon as a need for training is identified. These additional reviews may extend the necessary review time beyond the normal 60 days.

32010.21 National Institute of Corrections

The number of training slots available for California participation is very limited. It is essential that staff clearly understand and follow the application process. Upon receipt of the National Institute of Corrections' (NIC) annual schedule, OTPD shall notify all Directors. Requests to attend NIC training sessions shall be submitted to the Chief, OTPD, through the appropriate Directors. Institutions shall submit their requests to the Director, Division, of Adult Institutions, for initial review and approval. Parole regions shall submit their requests to the Director, DAPO.

This application package shall include:

- A completed NIC application form.
- A copy of the course description.
- A cover memorandum signed by the Warden, RPA, or Director, justifying the attendance and specifying that no cost shall be incurred by the Department.

The Wardens RPA, or Directors shall send the Chief, OTPD, application packages and a list, in priority order, of those individuals to be considered for

NIC attendance. The Wardens RPA, or Directors shall indicate their approval only on the cover memorandum included in the package.

Once the application packages have been received, the OTPD shall:

- Submit the packages to the Secretary or designee for final approval and signature.
- Obtain the necessary authorization for out-of-state travel.
- Submit to NIC the names of staff with departmental approval to attend.

Attendance at NIC is very competitive and departmental approval does not guarantee acceptance. NIC notifies the employees directly regarding acceptance or rejection. Copies of this notice shall be sent by the employee to the Chief, OTPD, and to the Accounting Services Section.

32010.22 Revisions

The Deputy Director, HR, or designee shall be responsible for ensuring that the contents of this Article are kept current and accurate.

32010.23 References

MOU for Bargaining Unit 6.

CCR (8) § 3203.

GISO 5194 Card.

GC §§ 14740, 14770 – 14774, 19400 – 19406, 19995.4.

FLSA Sections 785.27 - 785.31.

PC §§ 830.2, 830.5, 832, 5085, 12031, 12403, and 13601.

SAM §§ 0751, 1610, 2580.2, 2590.2.

AB 02/05.

PC 13601, PC 13602, PC 13603.

ARTICLE 19 - BASIC ACADEMY TRAINING

Revised April 23, 2010

32020.1 Policy

The California Department of Corrections and Rehabilitation (CDCR), Office of Training and Professional Development (OTPD) maintains the Basic Peace Officer Institute (BPOI) at the Richard A. McGee Correctional Training Center (CTC) and the Stockton Training Center (STC) as training sites. BPOI staff provides effective entry-level custody training in compliance with statutes, laws, regulations, policy, and collective bargaining agreements.

32020.2 Purpose

This Article specifies CDCR approved training methods, standards, and applications specific to BPOI.

32020.3 Objectives

The objectives of BPOI are:

- To carry out the mandates of statutes, laws, regulations, policies, and collective bargaining agreements.
- To assist in the evaluation and selection of youth and adult correctional peace officer candidates.
- To refine and expand the professional knowledge and skills of the attending training participants.
- To meet standards of accreditation as defined by the Corrections Standards Authority (CSA) and the Commission on Peace Officer Standards and Training (POST).

32020.4 Definitions

Basic Correctional Officer Academy (BCOA) – Courses structured for employees hired for adult Correctional Officer classifications.

Basic Correctional Juvenile Academy (BCJA) – Courses structured for employees hired for Youth Correctional Officer, Youth Correctional Counselor, Casework Specialist, and Institutional Parole Agent classifications.

Adult Parole Academy (APA) – Courses structured for employees hired for Adult Parole Agent classifications – Parole Agent means a peace officer and his or her supervisors in the Department who are assigned to supervise those who are released from incarceration to the supervision.

Juvenile Parole and Orientation Training – Courses structured for employees hired for Juvenile Parole Agent classifications.

Cadet – Newly appointed correctional peace officer cadets attending the BCOA or BCJA.

Student – Newly appointed Parole Agent attending the basic adult Parole Agent Academy.

32020.5 Responsibilities

The Deputy Director, Human Resources (HR), shall have administrative oversight of the training programs.

The overall program direction is delegated to the Chief, OTPD.

OTPD

The Chief, OTPD, is responsible for policy development, management oversight, and evaluation of employee development programs based on competencies associated with successful job performance and alignment of such programs with strategic business goals and objectives. The Chief directs the BPOI Administrator and functions as an administrative liaison between the CSA, BPOI Administrator, and institutional training managers, and approves the selection of OTPD personnel. These functions may be delegated to the appropriate Administrators.

BPOI Administrator

Under the direction of the Chief, OTPD, the BPOI Administrator oversees the day-to-day operation of all BPOI programs, acts as administrator over all entry-level Academy programs, and ensures compliance with CDCR policies and procedures.

Academy Commander, BCOA

Under the direct supervision of the BPOI Administrator, the Academy Commander (Correctional Captain) directs the daily operation and overall supervision of the BCOA.

BCOA Instructors

The BCOA instructors are under the general supervision of a Correctional Lieutenant and are the day-to-day instructors in the BCOA. They prepare a written evaluation of cadets attending the BCOA, including both the appraisal of academic achievement and the general performance of the cadet as a new Correctional Officer.

BCOA Cadets

Newly appointed adult Correctional Officer cadets attending the BCOA are formally assigned to the CTC for the period of their training. During this period, the cadets comply with the expectations and practices established by the BCOA. These expectations and practices shall be written and included in the Cadet Handbook, which shall be given to each cadet prior to the first day of orientation.

Academy Commander, BCJA

Under the direct supervision of the BPOI Administrator, the Academy Commander directs the daily operation and overall supervision of the BCJA.

BCJA Instructors

The BCJA instructors are under the general supervision of a Lieutenant and are the day-to-day instructors in the BCJA. They prepare a written evaluation of cadets attending the BCJA, including both the appraisal of academic achievement and the general performance of the cadet as an entry-level youth peace officer.

BCJA Cadets

Newly appointed entry-level youth peace officer cadets attending the BCJA are formally assigned to the BPOI for the period of their training. During this period, the cadets comply with the expectations and practices established by the BCJA. These expectations and practices shall be written and included in the Cadet Handbook, which shall be given to each cadet prior to the first day of orientation.

APA Administrator

Under the direct supervision of the BPOI Administrator, the APA Administrator directs the daily operation and overall supervision of the APA.

APA Students

Newly appointed Parole Agents attending the APA are formally assigned to BPOI for the period of their training. During this period, the APA students comply with the expectations and practices established by the APA. These expectations and practices shall be written and included in the Parole Agent Student Handbook, which shall be given to each student prior to the first day of orientation.

Juvenile Parole and Orientation Training Coordinator

Under the direct supervision of the BPOI Administrator, the Juvenile Parole and Orientation Training Coordinator directs the operations of this training program.

32020.6 Uniforms and Grooming Standards

The CDCR uniform and grooming standards are defined in the Department Operations Manual (DOM) Chapter 3, Article 21, Uniforms. BPOI Academy instructors may have specialized tactical and range uniforms, as approved by the BPOI Administrator.

32020.7 BPOI Curriculum

The courses at the BPOI will be developed by OTPD's Curriculum and Program Development Unit, and will be in compliance with the standards prescribed by Penal Code (PC) 830-832, 13601, and the CSA.

32020.7.1 Testing

All candidates attending BPOI shall attain at least the minimum scores established by the CDCR and POST.

32020.7.2 Re-Testing

Cadets/students not achieving a passing score on any written examination shall be provided with an opportunity to retake the same, or similar, written examination one time only. Additional instruction and supervision may be provided prior to re-testing.

Any cadet/student not achieving a passing score during the firing portion of the firearms training shall be given an opportunity to retest with the weapon(s). Additional instruction and supervision may be provided prior to re-testing.

Cadets/students not achieving a passing score on a performance-based evaluation shall be provided with an opportunity to retake the same, or similar, performance-based evaluation one time only. Additional instruction and supervision may be provided prior to re-testing.

32020.7.3 Evaluation

Each cadet/student shall be continually evaluated during the course of instruction. The evaluation shall give specific attention to the following areas of interest:

- General academic performance.
- Professional appearance and behavior.
- Relationships with people.
- Punctuality.
- Quality of the final product of assigned tasks.
- Response to directions and constructive criticism.

The BCOA/BCJA cadet's assigned Company Commander (BCOA/BCJA Instructor) shall prepare the first written performance evaluation report, upon successful completion of the Academy.

APA supervisory staff will complete the first probationary report of each Parole Agent Academy student during the final week of the Academy.

32020.8 Rejection/Dismissal

Cadets and students may be rejected on probation for the following:

- Failing an examination and the subsequent re-test.
- Unacceptable performance, behavior, or conduct, as delineated by Academy and/or departmental policies and procedures.
- Missing mandatory instruction, as defined by Academy and and/or POST requirements.

BPOI staff will initiate rejection on probation actions for BCOA cadets. The hiring authority for BCJA cadets and APA students will initiate rejection on probation actions.

32020.9 Institutional Resource Sites

Firearms exercises shall be conducted at a qualified range approved by the BPOI Administrator.

Local institutions will be used by the BPOI to familiarize cadets at the BCOA and BCJA with various institutional settings. The Cadet On-Site Institutional Training (COSIT) field practicum visits in the institutions are subject to the approval of the warden, superintendent, or designee of the hosting institution and the availability of employees.

32020.10 Revisions

The Deputy Director, HR, or designee shall ensure that the contents of this Article are accurate and current.

32020.11 References

PC §§ 830-832, and 13601
DPA Rules
CSA Guidelines

ARTICLE 20 — PERSONNEL POLICIES*Revised November 20, 2013***33010.1 Policy**

The Department shall, through the provisions of this Article:

- Assure a uniform and equitable basis for employer/employee relations.
- Maintain open channels of communications that permit the exchange of information and ideas in a cooperative manner to ensure increased departmental efficiency and the well-being of employees.
- Further the understanding of rights, and obligations of the Department and employee organizations.

33010.2 Purpose

This Article specifies requirements for employer/employee relationships.

33010.2.1 Employee Notification

Each institution, parole region, and community correctional facility shall establish a policy for the purpose of employee notification. It is the responsibility of each Warden, Regional Parole Administrator (RPA), and Community Correctional Center Administrator to establish procedures to notify employees at work of personal emergency situations. Personal emergencies that require employee notification shall be routed to the area manager/supervisor who will determine if the situation warrants immediate employee notification.

33010.3 Disclaimer

If any provision in this Article is in conflict with a Memorandum of Understanding (MOU), Side Letter Agreement, Arbitration Award, Public Employment Relations Board (PERB) Decision, Settlement, or Local and/or Statewide Agreement, this Article shall not prevail as it relates to the specific represented group.

33010.4 Management Team

Employees designated as manager, supervisor, or confidential shall be members of the management team.

"Supervisors" and "supervisory employees" refer to persons designated as supervisors pursuant to the State Employer Employee Relations Act (SEERA). Persons not so designated are not supervisors within the meaning of SEERA, even if their working or class title includes the term "supervisor," and shall not be considered part of the management team for the purpose of this Article.

The management team shall:

- Relate with all employee organizations and their official representatives, regardless of title or classification, as equals on all matters within the scope of representation.
- In good faith, abide by all terms, conditions, or provisions of all MOUs in effect.
- Give consideration to the viewpoints submitted by individual employees and organized employee groups in connection with the development of policy and in determining courses of action relating to employer/employee relations.

33010.5 Employees Right to Organize

The State recognizes the right of State employees to join and participate in organizations of their own choosing and be represented by such organizations in their employment relations with the State.

In order to guarantee this right, the management team shall not:

- Impose, threaten to impose, cause, or allow any type of reprisals on employees because of their exercise of rights guaranteed them by SEERA, departmental policy, MOU, or any other applicable law or rule.
- Conduct any type of business relating to wages, hours, or working conditions of unit employees with any organization except the exclusive representative.
- Participate in handling grievances on behalf of employees.
- Participate in meet-and-confer sessions on behalf of rank and file employees.
- Influence, cause to be influenced, interfere with, or in any way condone the influence of internal affairs of a rank and file employee representative organization.
- Influence, cause to influence, interfere with, or in any way allow the influencing of the unit election process.

- Contribute to any organization financial or any other type of support that is used for representation of rank-and-file employees.

Rank and file employees shall not:

- Participate in handling grievances on behalf of supervisory employees.
- Participate in meet-and-confer sessions on behalf of supervisory employees.

33010.5.1 Rights of Employees

Rank and file employees shall have the right to:

- Form, join, and participate in the activities of employee organizations of their own choice for the purpose of representation on all matters of employer/employee relations.
- Refuse to join or participate in activities of organizations.
- Withdraw from organizations.
- Represent themselves individually in their employment relations.

Supervisory employees have the right to:

- Form, join, and participate in the activities of employee organizations of their own choosing for the purpose of representation on all matters of supervisory employer/employee relations.
- Refuse to join or participate in the activities of employee organizations.
- Represent themselves individually in their employment relations.

Employees shall not be granted preferential treatment or have equitable treatment withheld because of either membership or non-membership in employee organizations.

33010.5.2 Exclusive Representatives

The Department recognizes and agrees to meet with designated stewards and staff of the exclusive representatives on the following:

- Administration of the contract.
- Employee discipline cases.
- Informal settlement conferences or formal hearings conducted by the Public Employment Relations Board.
- Matters scheduled for hearing by the Victim Compensation and Government Claims Board.
- Terms and conditions of employment.

33010.5.3 Bona Fide Associations

The Department shall recognize other employee organizations providing they are registered and approved by California Human Resources (CalHR) as bona fide associations.

A bona fide association is an organization that is comprised primarily of employees and former employees of agencies of the State and which:

- Does not represent State employees on matters within the scope of representation.
- Is not affiliated with an employee organization.
- Remains neutral in representational elections among State employees on the selection of an employee organization as an exclusive bargaining agent.

If an employee organization wishes to represent employees and there is some question regarding its status, the hiring authority shall contact the Office of Labor Relations (OLR) for clarification.

33010.6 Access to Work Locations

Reasonable access to employee work locations during working hours shall be granted:

- To employee organization officers and representatives on employment relations matters.
- Where specific problems exist which necessitate the officer/representative seeing the work location to understand the situation.
- Access to work locations shall not include visits for the purpose of solicitation of membership or routine contact.
- The restrictions or limitations shall be for legitimate State purposes, such as safety, security, potential work disruption, undue State costs, etc.
- No restrictions or limitations shall be applied, or not applied, on the basis of any antipathy or sympathy for or against employee organizations in general or particular.

Approval

Representatives shall obtain the approval of the appropriate official or their designee before entering an employee work location. Requests shall be made through the employee relations office. The appropriate officials are:

- An institution – Warden or Superintendent.
- DAPO Regional Headquarters – Regional Parole Administrator.
- DAPO Headquarters – Deputy Director, Division of Adult Parole Operations.
- Headquarters - Assistant Secretary, Office of Labor Relations.
- DAPO Parole Unit - Unit Supervisor.
- DAPO Parole Outpatient Clinic - Chief Psychiatrist.
- CalPIA Central Office - General Manager.
- CCHCS Headquarters – Chief, Labor Relations Unit

33010.6.1 Barred Access

Each Warden/Superintendent shall prepare a list of work locations to which access for the purpose of contact with an employee shall be barred because of security reasons. The list shall be:

- Kept to a minimum consistent with institution security.
- Available at the office of the Warden/Superintendent for inspection by representatives.

Armed posts shall generally be excluded from visits by representatives.

A disagreement between an employee organization and a Warden/Superintendent as to reasonableness of denying access to any given location shall be referred to the Assistant Secretary (AS), OLR for review and determination.

If a representative wishes to contact an employee assigned to a prohibited area, the meeting shall be arranged on the employee's own time unless the organization will furnish qualified relief acceptable to the institution. Overtime funds are not available to permit an employee to be relieved for consultation.

33010.6.2 Escorted Access

It is anticipated that employee organization representatives will be permitted access to most areas of the institution with the appropriate escort.

33010.6.3 Other Access

Contact with an employee on the job shall be in a manner that eliminates the possibility of incidents or breaches of security.

Representatives shall receive equal access treatment whether or not they are the Department employees.

Representatives, employees of the Department or not, are subject to all laws, rules, and regulations governing entrance to and behavior within a correctional institution/facility.

Employees may be allowed to engage in employee or organization business during working hours without loss of pay only when the business is specifically authorized by the appropriate MOU or Department Operations Manual (DOM).

Employees' "own time" or "non-working hours" are lunch periods, regularly scheduled rest periods, and time before and after work.

Access to a work location may be denied or delayed for reasons including safety, security, work load requirements, or other legitimate circumstances.

When access is denied, reasonable alternatives should be provided to allow representatives to communicate with employees (e.g., providing space in a cafeteria or elsewhere in the institution/facility).

If an employee representative requests meeting room space, an effort shall be made to comply with the request as long as space is available and the granting of the request will not violate any established rules, regulations, or policy.

33010.6.4 Trespass

See CCR (Title 15) Section 3289.

33010.7 Posting and Distribution of Information

Representatives may post, distribute, or place organization material in institution/appropriate parole office (district, unit, etc.) mail boxes when:

- Prior approval of the appropriate administrator or employee relations officer as listed in DOM 33010 has been received.
- The material does not advocate:
 - Unlawful or illegal activity.
 - Violation of departmental rules or regulations.

- Material is not obscene, defamatory, lewd, vulgar, libelous, or slanderous.
- Such activities do not adversely affect institutional security or operation.

Approval to post or circulate material shall not in any way constitute endorsement by the Department of any of the statements contained in the material.

33010.8 U.S. Mail

The Department shall allow employee organizations to send U.S. mail to employees at work addresses and shall make every effort to deliver mail to employee mail boxes if:

- The mail is sent to the specific institution/parole office address.
- The volume of mail does not increase to the point that additional resources are necessary to process it.

33010.9 Use of State Facilities and Time

Uniform standards of treatment shall be applied to all employee organizations concerning the use of State facilities, equipment, and work time.

Employee organizations may be granted the use of State facilities for organization meetings composed of the State employees, provided such meetings are outside regularly scheduled working hours and space is available.

State time shall not be used for conducting or participating in employee organization business affairs including dues collection, organization meetings, and membership campaigns.

All services provided employees through any employee organization involving use of institution facilities, grounds, equipment, or inmates shall be approved in writing by the Warden/Superintendent.

Employees may, during assigned working hours, use a reasonable amount of State time to prepare and present grievances and to meet with management on issues and problems.

Time spent by representatives on representation activities shall not qualify for, or result in, overtime compensation.

33010.10 Release of Information

Non-confidential information pertaining to employer/employee relations may be made available to representatives, upon request.

Each employee shall have the right to review the contents of his or her personnel file.

Review of any portion of an employee's personnel file by a representative requires written authorization of the employee.

The DOM, Administrative Bulletins, and other statements of policy are not confidential and shall be made available for review upon request.

In case of disagreement between an employee or employee organization and a representative of the Department as to the confidentiality of a given piece of information, the matter shall be referred to the Secretary through the Assistant Secretary, Office of Labor Relations.

33010.11 Grievance Procedure

Employees shall attempt to reach acceptable solutions to problems or complaints through informal discussion with their supervisor and if necessary the supervisor's supervisor.

Equal Employment Opportunity representatives are available to assist in resolution of issues on an informal basis.

If informal discussions fail to resolve the issue, a formal grievance may be filed as follows:

33010.11.1 Process

- Represented employees shall use STD. Form 630, Employee Contract Grievance, in accordance with the provisions of the appropriate MOU.
- Excluded employees shall use STD. Form 631, Excluded Employee Grievance, in accordance with procedures on the back of the form.

33010.11.2 Health and Safety Grievance

A health and safety grievance may be filed as follows:

- Represented employees shall file in accordance with the provisions of the appropriate MOU.
- Excluded employees shall use STD Form 631, in accordance with the procedures outlined on the back of the form.

33010.12 Incompatible Activities and Outside Employment

See CCR (Title 15) Section 3413.

33010.13 Confidentiality of Employee Personnel Files

Information from employee personnel files shall be disclosed in accordance with the provisions of DOM 13040 and 13050 of this manual.

33010.14 Employee Housing

Employee quarters shall primarily be used to:

- Provide temporary housing for new employees while they seek permanent housing.
- House interns and trainees.

If necessary to vacate rooms for these purposes, the person(s) with the longest occupancy shall be asked to vacate.

CalHR defines housing accommodations.

Monthly rental rates are determined by the CalHR or by negotiation with the bargaining units.

Only those articles of household furnishings included in the "Maximum List of Basic Furnishings for Housekeeping Quarters to be Provided by the State," prepared by Department Of Finance (DOF), may be supplied to housekeeping apartments and homes.

33010.15 Vacation Credits

The limit on the number of hours that may be accumulated during a calendar year is established by:

- The appropriate MOU for represented employees.
- CalHR rules for nonrepresented employees.

33010.15.1 Vacation Credit Carry-Over

Represented Employees

By June 1 of each calendar year, represented employees whose vacation balance exceeds, or could exceed by December 31, the vacation cap allowed by their MOU shall submit to their supervisor for approval a written plan to bring their vacation balance below the cap.

If an employee fails to submit a written plan or adhere to an approved plan, the employee's supervisor shall order the employee to take sufficient vacation to reduce the actual or potential vacation balance to below the authorized cap.

If it is unavoidable that the employee cannot use the scheduled time due to emergency, sick leave, or unanticipated operational needs, the employee shall be allowed to reschedule the time to be taken.

Non-Represented Employees

By June 1 of each calendar year, non-represented employees whose vacation or annual leave balances exceed, or could exceed by December 31, the vacation or annual leave cap permitted by CalHR rules shall submit to their supervisor for approval a written plan to bring their vacation or annual leave balance to the amount permitted prior to January 1 of the following year.

If the employee fails to take off the required number of days/hours by January 1, the appointing power shall require the employee to take off the excess hours at the convenience of the Department during the following calendar year.

If it is unavoidable that the employee cannot use the scheduled time due to emergency, sick leave, or unanticipated operational needs, the employee shall be allowed to reschedule the time to be taken.

Non-represented employees whose vacation or annual leave balances exceed their maximum cap on January 1 shall not have the excess deducted from their balances.

33010.15.2 Catastrophic Leave Program

The Catastrophic Leave program was established in 1985 for excluded (non-represented) employees by CalHR Rules 599.925 and 599.925.1 and in 1988 for represented employees by their respective bargaining unit contracts. Under this program, employees may receive paid leave donations if:

- They are suffering from an incapacitating illness/injury (nonwork related) and are financially burdened because they have depleted all of their accrued leave credits.
- They need to take an extended period of time off from work to care for an incapacitated family member and they are financially burdened because they have depleted all of their accrued leave credits.
- They are unable to work because of the effect of a natural disaster on their principal residence (in a county declared as a State of Emergency by the Governor) and they are financially burdened because they have depleted all of their accrued leave credits (excluding sick leave).

- They are taking extended time off after childbirth and are financially burdened, because they have depleted all of their accrued leave credits (excluding sick leave).

The following are general Catastrophic Time Bank (CTB) provisions. The Secretary has delegated authority to approve/deny CTB request and to review appeals as follows:

Division	Initial Request	Appeals
Executive Office	Undersecretary	Secretary
Institutions	Warden /Superintendent	Director
DAPO Regions	Regional Parole Administrator	Director
DAPO Headquarters	Deputy Director	Director
Legal Affairs	Chief Deputy General Counsel	Assistant Secretary/ General Counsel
Facility Planning, Construction, and Management	Deputy Director	Director
Administrative Services	Deputy Director	Director
Correctional Health Care Services	Director	Undersecretary

- To establish a CTB, a CDC Form 868, Catastrophic Time Bank (CTB) Request, shall be completed and submitted to the employee's local personnel office by the employee or the employee's representative if the employee is incapacitated. All requests to establish a CTB are subject to CalHR laws and rules/contract provisions. Note: CTB requests shall not be processed without the consent of the employee or the employee's representative; this is to protect the employee's right to privacy.
- Upon receipt of the CTB request, the approval authority has five working days in which to review the request, approve/deny the CTB, and forward the form to the appropriate local personnel office.
- The approval authority shall name the person(s) designated to advertise for donations at the time the CTB request is approved. The responsibility may be delegated to a single individual or several persons.
- To make CTB donations, employees shall complete and submit a CDC Form 869, Catastrophic Time Bank Donation Authorization, to the CTB recipient's personnel office. All CTB donations from nonrepresented employees are subject to their contract provisions. Exceptions to the CalHR laws and rules/various contract provisions must be requested and approved.
- If there is an indication of a substantial change in the nature of the illness/injury, the local Return-to-Work Coordinator (RTWC) or Medical Officer (MO) (on a case-by-case-basis), may be contacted by personnel office staff. The RTWC/MO shall then contact the recipient/representative within three working days to obtain the medical status of the ill/injured person, verify the continued need for CTB leave, and notify the local personnel office when a decision is reached.
- CTB donations shall not be used to augment any benefits received due to a work-related injury or illness.
- Personnel office staff shall direct all questions regarding appeals to the headquarters OLR's.
- In all cases where the CTB recipient dies, donations shall not be accepted unless dated and signed on or before the date of death of the

recipient. All unused donations received through the date of death of the recipient shall become part of the recipient's estate.

- Upon expiration of the CTB for a reason other than death, all unused donations shall be returned to donors on a last received first returned basis, 60 days after the employee returns to work.

33010.16 Employee Holidays

Holidays to which all employees are entitled are as follows:

- First day of January.
- Third Monday of January.
- Third Monday of February.
- Last Day of March
- Last Monday of May.
- Fourth day of July.
- First Monday of September.
- Eleventh day of November.
- Fourth Thursday of November.
- Day after Thanksgiving.
- Twenty-fifth day of December.
- Day chosen by an employee (Personal Holiday).
- Every day appointed by the Governor of this State for a public fast, Thanksgiving, or holiday.
- When a holiday falls on a Sunday, the following Monday shall become the holiday.
- If November 11 falls upon a Saturday, the preceding Friday shall be the holiday.

Refer to the MOU as it shall be the controlling factor if the provisions of Government Code (GC) 19853 are in conflict with the bargaining agreement.

The legal holidays may be observed or celebrated in the institutions, in accordance with approved practices. This does not imply that all legal holidays shall be observed by work stoppage or special programs for the inmate population.

33010.16.1 Holiday Time Credit

Holidays falling on an employee's day off shall be credited to an employee pursuant to current administrative practices, contract MOU provisions, and consistent with GC 19853.

Special holiday pay provisions for employees working shifts other than Monday through Friday, who work on holidays, are specified in the MOUs.

33010.17 Exchange of Duty Assignments

Employees may be permitted to exchange hours and/or days of work if allowed by their respective bargaining unit MOU.

Process

SWAP requests shall be:

- Submitted no less than 24 hours in advance.
- Signed by both employees.
- Approved by immediate supervisor(s).
- Completed within the timeframes outlined in the respective bargaining unit MOU.

Employees exchanging SWAPS shall not be entitled to any additional compensation that they would not otherwise receive.

For example:

- Overtime.
- Overtime meals.
- Holiday pay/credit.
- Shift differential.

33010.17.1 Employee Responsibility

Employees shall be responsible for work assignments they accept.

Failure to report for SWAPS may result in SWAP restriction and/or administrative action in accordance with the respective bargaining unit MOU.

33010.18 Watch Assignment Preference by Seniority

Watch assignment preference by seniority shall:

- Apply to Lieutenants, Sergeants, and Officers.
- Apply to 60 percent of the positions on each watch.
- Not apply to camps and Community Correctional facilities.

Post assignments by each watch shall be at management's discretion. The following Lieutenant positions shall be exempt from watch preference:

- Personnel Assignment.
- In-Service Training.
- Public Information Officer/Administrative Assistant.
- Investigations.

Assignment of probationary employees shall be based on their training needs. The Public Information Officer position requires the participation of the AS, Office of Public and Employee Communications, in the selection/interview process.

Watch preference shall be based on the lieutenant's seniority within the classification at the time of the request. Participation is voluntary and those who elect to participate must submit their request to the Custody Captain by November 30 of each year. Lieutenants shall be placed into the designated available assignments by watch in February of each year. All assignments shall be published on the Custody Personnel Movement Sheet.

Relief position determination shall be based on the watch in which the majority of work shifts occur. For example, two Second Watch shifts and three Third Watch shifts is considered a Third Watch assignment.

Lieutenants removed from an administratively assigned position shall be assigned at the discretion of the Warden. However, the assignment may not result in the displacement of a Lieutenant who was assigned to the watch by seniority bid.

Lieutenant assignment rotations shall occur in two year intervals. Exceptions to the two year rotation may be made by the Warden for operational necessity. Retention of a Lieutenant in a specific assignment beyond four years shall be approved in writing by the respective Regional Administrator (RA).

Lieutenant positions outside the institutions, such as Camp Commanders, Background Investigations, etc., shall be filled by an impartial and competitive hiring process.

33010.18.1 Rosters by Seniority

Each institution shall maintain a seniority roster of:

- Lieutenants.
- Sergeants.
- Senior Youth Counselors (DJJ)
- Youth Correctional Counselors (DJJ)
- Officers.
- Probationary Lieutenants.
- Probationary Officers.
- Probationary Sergeants.
- Permanent Intermittent (PI) Officers.
- Watch assignments.

33010.18.2 Seniority Status

The Officers' (including intermittent employees) seniority shall be in accordance with MOU, Bargaining Unit 6.

Seniority for employees (including intermittent employees) in all other bargaining units shall be in accordance with their respective MOU.

Correctional Sergeant and Correctional Lieutenant seniority shall be based on:

- Where a limited term assignment is terminated, (Captain back to Correctional Lieutenant and/or Correctional Lieutenant back to Correctional Sergeant) the seniority accrued in the higher classification shall be calculated into the former supervisory classification in which the employee is returning.
- Total continuous service in class (employees who accept a transfer to a non-custody classification, but do not leave the Department, will receive credit for the previous seniority earned upon return to their former classification) or, in the event of tie;
- Total continuous service in class combined with continuous total State service or, in the event of tie;
- The highest figure as determined by the last four digits of the employee's social security number.

A break in State service of 12 months or more shall result in loss of all seniority credits.

33010.19 Permanent Intermittent (PI) Requirements

Each institution shall maintain a roster of PI Officers.

The number of hours a PI may work may be increased to ensure that the institutions have sufficient PIs to cover their needs. To exceed 1,500 hours in any calendar year, requires written departmental approval.

33010.20 Seniority for Vacation Scheduling

Vacation scheduling for rank and file employees shall be in accordance with their respective MOU for the bargaining unit.

Vacation scheduling for excluded employees and rank and file employees, when not specifically addressed in their MOU, shall:

- Be by seniority in grade (i.e., total service in classification at any institution/facility or office).
- Be consistent with the needs of the institution/facility.
- Ensure an adequate work force to maintain the security and operation of the institution/facility or parole region.

33010.21 Employee Opportunity Transfer

The Department recognizes the benefit of allowing represented employees the opportunity to make voluntary lateral job transfers.

The needs of the State shall be given first priority when a vacant position is filled. The needs include, but are not limited to:

- Special skills.
- Abilities.
- Aptitudes.

The Department shall have the right to fill vacant positions using the existing eligible or promotional lists, voluntary or involuntary transfers, reassignments, or other selection methods.

Process

Employees desiring interdepartmental transfer shall submit a CDC Form 923, Employee Opportunity Transfer Application, with a STD Form 678, State Application Form, attached. Parole Agents desiring interdepartmental transfer shall submit a CDCR Form 923-PART, Parole Agent Request for Transfer, with a STD Form 678 attached, to the hiring authority's Regional Parole Headquarters. Requests shall be in compliance with the appropriate MOU.

When a hiring authority elects to fill a vacancy through a transfer, the selection shall be as specified in the appropriate MOU.

The effective date of transfer shall be agreed upon by the sending and receiving hiring authority, but no later than 30 days following approval.

Time Credits

When transferring employees have an accumulation of compensating time off, holiday credits, or other administrative time, the employee should be allowed to use this time prior to transfer. If it is not possible, the employee shall be allowed to transfer credits.

Use and/or transfer of credits shall be agreed upon by the sending and receiving hiring authority.

Incidents affecting the employees' performance occurring between the time of transfer approval and the transfer date shall immediately be brought to the attention of the receiving hiring authority.

Adverse Action Pending

The Assistant Secretary of the Office of Labor Relations shall review and approve any request for transfer of an employee who has an adverse action pending.

33010.21.1 Hardship Transfer

Employees who demonstrate a hardship may be considered for transfer to another institution/facility/program.

The hiring authority at the sending and receiving institution/facility/program may refuse to approve a hardship transfer request.

A hardship transfer shall only be allowed when the following criteria have been met:

- Circumstances creating the hardship developed after the employee reported to the institution/facility/program.
- Circumstances are related to the employee's immediate family (including spouse, children, step-children, parents, parents-in-law) residing in the employee's immediate household.
- Circumstances involve health or personal problems expected to continue for at least 90 days.

- Circumstances have been documented by physician's statement or other official records.
- Alternatives to the hardship transfer have been explored and determined to be not feasible.
- The hiring authority at the receiving institution/facility/program reviewed the employee's personnel file and is willing to accept transfer, subject to the availability of a suitable job opening.

33010.21.2 Probationary Employees

Generally, transfer requests shall only be considered if the employees have permanent status in their present classification. This allows:

- The employee to demonstrate he/she can satisfactorily perform the duties of the class in which he/she is serving probation prior to being moved to different surroundings and new supervisors.
- Opportunity to consistently evaluate the employee's work performance and his/her ability to perform the work of the class.

Requests shall be reviewed to determine if it is preferable to delay transfer until completion of probation.

The hiring authority at either the sending or receiving institution/facility/program may refuse such transfer.

Hardship transfers for custody classifications occurring within the probationary period require the approval of the Director, Division of Adult Institutions.

For employees transferred in current probationary class, the length of probation remains unchanged.

- If the requested transfer is to another class, the employee shall meet the standards governing transfers between civil service classes.
- Serve a new probationary period unless waived by the hiring authority under provisions of the GC.

33010.22 Involuntary Transfer

An appointing power may involuntarily transfer employees to vacant positions (under the jurisdiction of the Department to deal with Budget reductions and the impact of resulting layoffs, changes in office function or location, reorganization, or the activation of new work sites (e.g., parole offices, facilities). There may be additional causes, however the decision to implement involuntary transfers as a solution are management-initiated and may be in the same or a different geographical location. When such a transfer reasonably requires an employee to change residence, the appointing power shall give the employee written notice of transfer 60 days prior to the effective date of the transfer. Departmental policy prescribes that an employee subject to an involuntary transfer which does not require a change in residence shall be given 30 days advance notification.

33010.22.1 Authority

GC:

- GC 19841 provides the right to moving and relocation expenses when all criteria are met.
- GC 19050.5 states that involuntary transfer of an employee may be made to a different classification under the jurisdiction of the appointing power, however, advance approval of the CalHR is required.
- GC 19994.1 states that 60 days written advance notice of involuntary transfer is required, unless the employee waives this right, when a change in the employee's residence is reasonably required.
- GC 19994.2 states that the CalHR may determine the method by which employees are selected for involuntary transfer when two or more employees are involved.

CalHR:

- CalHR Rule 434 describes involuntary transfer between classification: When the transfer between classifications is not voluntary on the part of the employee, the classification to which the employee is transferred shall have prior executive officer (CalHR) approval.
- Rule 599.714 defines "reasonably required to relocate" as stated in GC 19994.1. The employee is reasonably required to change residence, and therefore, receives 60 days advance written notice of involuntary transfer, when the following criteria are met:
 - At least 35 miles between the old headquarters and the new headquarters.
 - At least 35 miles between the old residence and the new headquarters.

Regardless of whether the employee chooses to change residence, a 60-day written advance notice must be given when the above criteria are met.

Additionally, an employee is entitled to moving and relocation expenses when all of the following criteria are met:

- At least 35 miles between the old headquarters and the new headquarters.
- At least 35 miles between the old residence and the new residence.
- At least 35 miles between the old residence and the new headquarters.
- The new residence shall not be farther from the new headquarters than the old residence is from the new headquarters.

For further information on moving and relocation expenses, contact the Travel Coordinator at the CDCR Corcoran Regional Accounting Office, Travel Unit.

MOU:

If this policy is in conflict with a MOU reached pursuant to GC 3517.5, the MOU shall be controlling without further legislative action, except if the MOU requires the expenditure of funds, it shall not become effective unless approved by the Legislature in the annual Budget Act.

33010.22.2 Policy, Standards, and Guidelines

General Policy

It is the policy of the Department to minimize employee hardship resulting from management-initiated organizational changes by attempting to accommodate such employees via voluntary means prior to involuntary means.

A "Notice of Involuntary Transfer" will be issued only after the Department has attempted to place the employee through the Departmental Restriction of Appointments (DROA) process (when practical*). The DROA process is administered by the Office of Workforce Planning (OWP). The employee(s) is informed in writing of his/her surplus status in the Department and the available options are explained. For further information on the DROA process, contact OWP.

A department may place its employees on the State Restriction of Appointments (SROA) list and designate them as surplus only when CalHR has recognized that the department is in a layoff mode. Placement on the SROA list is limited by CalHR Rule 599.854.1 to those employees who are actually subject to layoff or demotion in lieu of layoff. Employees facing involuntary transfer do not meet the aforementioned criteria and therefore are not eligible for SROA.

- *In the event of an office closure (e.g., Parole Unit, Office, Facilities), program abolishment, or downsizing, the time involved to offer the DROA process to the affected employees may not be practical. The impending closure of an office, program abolishment, or downsizing may necessitate that the involuntary transfer process be initiated immediately. However, this type of urgent need should be rare. Office closure, program abolishment, or downsizing should be a well-planned management decision which includes the appropriate amount of lead time to effectuate employee placement and give optimum advantage and opportunity to the affected employee(s). A minimum of 90 days advance written notice to OWP will ensure sufficient time for preparation.

33010.22.3 Responsibilities

Organization

The organization (e.g., parole region, facility) experiencing the budget reduction, closure of an office, deactivation, etc. provides OWP with a written notice describing the cause of the surplus and need for involuntary transfer and sends a copy to the Office of Labor Relations (OLR) and the Regional Accounting Office. The classifications and the names of all employees holding appointments in those classifications shall be listed. Any special circumstances surrounding the need for involuntary transfer should be explained. A contact person from the organization shall be identified to act as liaison between the organization and OWP on the process. CDC Form 1822, Involuntary Transfer Worksheet, and Request to Implement Involuntary Transfer Process are to be completed and attached to the memorandum to OWP. It is imperative that OWP be notified as soon as the anticipated involuntary transfer of employees is realized. Ninety days advance written notice will ensure sufficient time for OWP to effect the involuntary transfer of surplus staff. This advance notice will relieve the organization of their surplus situation in a timely manner.

Office of Workforce Planning

Upon receipt of written notice of an anticipated need to involuntarily transfer employees, OWP staff will review the request, outline the process, and meet with organization staff to discuss the process.

There may be specific Bargaining Unit (BU) requirements, seniority calculations, or other considerations to be made prior to the movement of employees. It is essential to carefully review the current MOU for the method of seniority calculation to be used for involuntary transfer.

The need to involuntarily transfer employees often varies in that a "surplus" of employees may or may not require that the seniority of all employees in the classification is calculated to ensure that the least senior employees are transferred.

Following are conditions under which involuntary transfer may be necessary:

- There are 50 employees in the classification of Office Assistant (OA) (Typing) (T) and the program has 50 authorized budgeted OA (T) positions. The program is required to reduce their OA (T) positions by 10 percent which equates to five positions. In order to identify the five least senior employees who will be subject to involuntary transfer to vacant OA (T) positions elsewhere in the Department, seniority must be calculated for all 50 employees. OWP will order seniority from CalHR and effectuate the involuntary transfer of the five least senior employees.
- The closure and movement of an office.
- A field office is being closed due to the conclusion and nonrenewal of the lease. Another office in another location has been obtained and leased for a lesser cost. Transferring the employees to the new office location would not necessitate seniority calculations, as long as all the employees are being transferred to the same location (new office). However, the employees and affected unions must be given notice consistent with policy, applicable laws, and MOUs. OWP would initiate the notices.
- Abolishment of a program.
- A vocational program is abolished. There are two positions and both are filled. This classification is used elsewhere in the Department. The classification is frozen through the DROA process.
 - OWP staff and the Institutional Personnel Officer explore options available to the affected employees such as voluntary transfer to other classifications.
- If there are other vacant positions in this classification in the Department, OWP will order seniority scores from CalHR and implement the involuntary transfer of staff. If the vacant positions exist in separate locations, the most senior employee is offered first choice.
- OWP prepares and assures the delivery of CDC Form 1822, in accordance with this policy, applicable laws, MOUs, or other negotiated agreements between the State and the unions.

Office of Labor Relations

The OLR receives a copy of the initial notice sent to OWP of the possible involuntary transfer of employees. The OLR staff reviews any MOU restrictions or requirements with regard to those represented employees affected by an involuntary transfer. Notification of the union(s) is made by OLR staff. If requested by the union, a meet-and-confer on impact will be scheduled. A coordinated effort between OWP and OLR is essential to effectuate a smooth transition of affected employees.

Accounting Services

The Relocation Coordinator located at Sacramento Accounting Office (SAO) receives a copy of the initial notice sent to OWP of the possible involuntary transfer of employees. The SAO will address any concerns of the employee(s) regarding claiming relocation and moving reimbursement after CDC Form 1822 has been delivered. Upon authorization for the move, the SAO will send a moving and relocation package to the employee. The STD Form 255, Moving Service Authorization, is included in the package to the employee.

The employee may receive relocation payment or reimbursement of actual and necessary moving, traveling, lodging, and meal expenses when the employee is required to change residences, as a result of an involuntary transfer for the advantage of the State or a transfer in lieu of layoff.

The actual and necessary relocation expenses incurred by a relocating employee, both before and after the change of residence, are defined and controlled pursuant to the State Administrative Manual (SAM) 0721 through 0774, 3800 through 3885, 8572.1 and DPA Rules 599.714 through 599.724.

Actual and necessary moving expenses include the following (the amounts are subject to change; consult with the SAO for current per diem rates, etc.):

- Meals, lodging, and incidental expenses while locating a permanent residence at the new headquarters within the limits of CalHR Rules 599.721 and 599.722. Relocation per diem is allowed up to a maximum of 60 days and shall terminate immediately upon establishment of a permanent residence.
 - The BU contract should always be referenced to obtain per diem and other expense allowances at the time the transfer is to be made.
- Although some expenses do not require receipts in order to receive reimbursement, the employee should retain sufficient documentation as proof that the amounts claimed do not exceed actual expenses in the event they are audited by the Internal Revenue Service.
- Movement of household goods are allowed within the limitations of CalHR Rules 599.718 and 599.719.
- Expenses incurred for dissolution of the household and/or establishment of the new household are allowed in accordance with CalHR Rule 599.715.
- Expenses incurred for the actual and necessary cost to sell a residence will be reimbursed as determined by prevailing practices within the area of the sale and within the limitations of CalHR Rule 599.716.
- The settlement of an unexpired lease agreement up to the maximum of one year will be reimbursed within the limitations of CalHR Rule 599.717.

When involuntary transfer is utilized in lieu of employee layoff and/or due to budget reductions, the Department may negotiate a lesser relocation package than the procedures listed above. The above procedures and rules are governed by CalHR, SAM, and the employee's BU contract; however, the Department has the discretion to modify or eliminate certain portions of the relocation expense reimbursement with the agreement of CalHR and the appropriate BU. An example of a modified package may include 30 days of per diem expense, 30 days of storage, movement of household goods, and the elimination of the sale of residence reimbursement.

Upon receipt of a Std. Form 262, Travel Expense Claim, the SAO will process the claim within 30 days.

Employee

The employee may waive the 30-day or 60-day notice and choose to report to the new headquarters at an earlier date; however, no employee shall be coerced or forced to waive his/her right to such notice. Employees shall be assured that they will not be subject to reprisal, if they do not waive this right. An employee has the right to file an appeal with CalHR, if he/she believes the involuntary transfer is being made for the purpose of harassment or discipline.

An employee faced with involuntary transfer cannot elect to voluntarily demote and displace a lower senior employee in order to remain at the "old headquarters."

An employee who refuses an involuntary transfer may seek a permissive transfer to another agency; seek a permissive transfer to a vacant position in the Department; resign in lieu of the transfer; or retire, if eligible. If the employee fails to report to the new headquarters as instructed, he/she may be separated (Absent Without Leave {AWOL}) five working days after the effective date of the involuntary transfer (in accordance with the California Supreme Court decision *Coleman vs. DPA and General Services*), or be subject to other types of adverse action.

For BU 6 employees, the MOU recognizes additional procedural steps when processing an AWOL separation. Therefore, the Department may elect to use the Adverse Personnel Action procedures to process an AWOL separation for BU 6 employees. When making a determination as to which process to use, program staff should consult with OLR and OWP for guidance.

33010.23 Examination Application Acceptance Policy

Examination bulletins publicize final filing dates designed to allow a reasonable time for interested persons to file an application on or before the final filing date.

Strict adherence to filing dates is required by the CalHR.

Applicants are encouraged to file early to ensure timely receipt of their applications.

33010.23.1 Timeliness Determination

If a mailed application is received after the final filing date, the cancellation date stamped on the envelope by the post office is used to determine whether the application was mailed on or before the final filing date. The applicant shall ensure the application is postmarked on or before the final filing date.

Applications placed in interdepartmental mail and not received on or before the final filing date shall be considered to be LATE applications. To avoid this, mail at a post office and obtain a certificate of mailing receipt. This is acceptable proof that the application was submitted timely.

Following are the conditions under which late applications typically shall not be accepted:

- The applicant claims he/she did not see the bulletin because of distribution problems within the reporting unit.
- The applicant gave an application to another person to turn in to the office that is administering the examination, but it is not received on or before the final filing date.
- The applicant claims the application was mailed, placed in interdepartmental mail, or hand-delivered to the Office of Workforce Planning (OWP) or the local testing office on or before the final filing date.
 - A late application may be accepted under this condition only if the applicant has a written statement from a post office official or other witness who verifies the application was mailed on time.
- Application is postmarked after the final filing:
 - If the post office verifies, in writing, this was caused by post office error, the application shall be accepted.

Following are the conditions under which late applications may be considered:

- The hiring authority verifies in writing that the examination bulletin was not received by the local testing unit because of bulletin distribution problems and prevented the employee from being properly notified.
- The unit manager verifies the employee was away from his/her work during the entire publicity period.
- The application delay was caused by OWP or field office staff error (for instance, an application was returned to an applicant in error).
- The application was submitted in error to the CalHR or to another state department's Personnel Office and was either postmarked on or before the final filing date or date stamped by that department's personnel office.

33010.23.2 Examination Bulletin Distribution

Examination bulletins are sent to all reporting units in Headquarters (including off-site units), institutions, and Regional Parole Headquarters and parole units.

The local manager shall ensure all examination bulletins are posted in a place visible to all employees.

Employees shall be responsible to keep themselves informed of testing for classes currently being administered.

33010.23.3 Testing Information

Office of Workforce Planning (OWP) Front Counter Number (916) 322-6791

Office of Peace Officer Selection (OPOS) Customer Service Phone Number 866-232-5627

- Northern Selection Center (Sacramento)
 - (916) 255-2500 – Testing
 - (916) 255-2500 – Background Investigation
- Central Selection Center (Fresno)
 - (559) 445-6141 – Testing
 - (559) 445-5770 – Background Investigation

33010.24 Reduced Worktime Policy

The Department shall make available, to the extent feasible, reduced worktime to requesting employees.

Employees shall submit a request to the appropriate hiring authority.

The hiring authority shall make a written response within 30 days either granting approval or explaining why reduced worktime is not feasible.

33010.24.1 Impact Consideration

Reduced worktime schedules may impact:

- Costs.
- Service to public/clients.
- Health and safety.
- Administrative considerations.
- Supervision.
- Span of control.
- Workload.
- Other factors.

Planning and scheduling may minimize or eliminate the impact, and the request may be feasible.

When impact is of significant extent, and planning and scheduling does not alleviate the impact, the requests may not be feasible.

33010.24.2 Peace Officer Exclusion

Employees in peace officer classifications shall be precluded from reduced worktime provisions.

33010.25 Nepotism/Fraternization

Staff shall not use their personal relationships to aid or hinder others in the employment setting.

For purposes of this Section, relationships include, but are not limited to, an association with another individual by blood, adoption, foster arrangement, cohabitation, current or previous marriages (including in-laws), or any other relationships which create a conflict between the private interests of the employer and his/her public obligations.

Appointments/Assignments

An employee in a relationship, as defined above, with another department employee shall not be appointed or assigned where such a relationship would adversely affect or influence:

- Safety, security, or morale of employees of a program, section, or unit.
- Fair and impartial supervision and evaluation of employees.

Employees involved in such relationships may work in the same program, section, or unit. However, appointments or assignments shall not be made where the employee would:

- Work for the same supervisor.
- Have a direct (first line supervisor), or indirect supervisory relationship (second line supervisor).
- Audit the work of, or exercise fiscal control over that person with whom they have a relationship, regardless of organizational separation.
- Participate in the development and/or administration of an examination or hiring interview of that person.
- Work in a program, section, or unit within close proximity of each other.

Responsibilities

Employees shall immediately notify the hiring authority or their respective supervisor when working arrangements and/or assignments are in conflict with the nepotism/fraternization policy.

The hiring authority or supervisor must inform candidates of the nepotism/fraternization policy at the time of the interview. Exceptions to this policy may be granted under limited circumstances. The hiring authority or supervisor is responsible for requesting an exception to the policy (refer to Exception Procedure Guidelines). Recruitment, hiring and/or promotional decisions will not be based upon marital status.

The hiring authority, managers, and supervisors must ensure their employees are aware of the departmental nepotism/fraternization policy. Additionally, the hiring authority, managers, and supervisors must take appropriate action to correct violations of this policy. This may require reassigning one of the employees, or requesting an exception to the policy.

Exception Procedures Guidelines

When the appointment of a candidate would violate the departmental nepotism/fraternization policy, the hiring authority, manager, or supervisor must submit a request for exception, and receive approval prior to extending a job commitment.

The exception procedure guidelines are as follows:

- A written request that clearly defines the relationship, and the benefit(s) to the State such an exception would provide (e.g., overcoming a recruitment difficulty or obtaining a uniquely skilled person). This request shall be submitted through the immediate supervisor to the appropriate supervisory level (Chief, Manager, Associate Warden (AW), etc.) of the affected area, section, unit, or division(s) for first level review. Should the exception involve a person(s) reporting directly to the first level reviewer, the next highest ranking official shall review the request for exception and render a decision. All requests for exception shall be submitted to the highest ranking administrator of the affected area, section, unit, or division (e.g. Warden, Regional Administrator (RA), Deputy Director (DD), etc.) for final approval.
- Each exception request shall be reviewed to assess the potential for, and degree of impact upon the following:
 - Safety, security, and morale of the employees;
 - Fair and impartial supervision and evaluation of employees by the supervisors in the program, section, or unit.
- A written response to the exception request will be completed within ten (10) working days. A copy of the response shall be forwarded to the appropriate level personnel officer and Employee Relations Officer.
 - If the exception request is approved, the personnel officer shall place a copy of the approval in the respective employee personnel file.
 - If the exception request is denied, a written explanation of the basis for the denial, including notification to the employee of his/her appeal rights per established procedure, shall be provided to the employee. A copy of the denial document(s) shall be forwarded to the appropriate personnel officer and placed in the respective employee personnel file.

Current Employees

Managers and supervisors shall ensure their employees are aware of the departmental nepotism/fraternization policy, and shall take appropriate action to correct violations. When management becomes aware of employment that violates this policy, the supervisor(s) of the involved employee(s) shall either reassign one of the employees, or request an exception to the policy following the exception procedure guidelines.

For current employees, the exception procedure guidelines shall be used with the following modifications:

- If the exception request is denied, the denial shall include a written explanation of the basis for the denial. The denial explanation shall additionally notify the employee of his/her right to file a complaint in accordance with the established procedure. The personnel officer shall place a copy in the respective employee personnel file.

If the exception request is denied and reassignment of an employee is necessary, every effort shall be made to avoid relocation expenses. If an employee must relocate his/her household to meet the department's nepotism/fraternization policy, the Department shall pay any associated relocation expenses. (refer to the CalHR Rules and Regulations.)

33010.25.1 Incarcerated Relatives/Associates

When an employee becomes aware that any relative, or person with whom the employee has or has had either a personal or business relationship, has been committed to or transferred to the jurisdiction of the Department, the employee shall immediately notify in writing the employee's institution head, Superintendent, or Deputy/Assistant Director (AD).

The employee shall provide written notification by filling out CDCR Form 2189. This form can be obtained in the Personnel Office or Institutional Watch Office. The employee will provide completed CDCR Form 2189 to the institution head, Superintendent, or Deputy/Assistant Director.

One copy of the completed CDCR Form 2189 will be kept in the employee's Official Personnel File (OPF), and one copy shall be kept in the affected inmate's Central File.

The copy of CDCR Form 2189 that is placed in the employee's OPF shall be confidential and maintained in a sealed envelope at the back of the file. Access to this form within the employee's OPF will be limited to authorized personnel only.

33010.26 Prohibition of Personal Influence

Employees shall not use their personal influence to aid or hinder any individual in any phase of a civil service examination or hiring process because of a family or close personal relationship.

Employees shall not:

- Participate in the hiring or promoting of any person with whom they have a close personal relationship.
- Aid or hinder any individual in any phase of a civil service examination or hiring process because of such relationship.
- Defeat, deceive, or obstruct any other person's right of examination, application, or employment.
- Willfully and falsely mark, grade, estimate, or report upon the examination standing of any person examined or certified.
- Furnish any person with information improving or injuring chances of that person's examination or application.
- Practice deception or fraud with regard to any person's identity in connection with any examination, application, or request to be examined.
- Obtain examination questions/materials before, during, or after an examination for purpose of preparing candidates for examinations.
- Use unfair means to cause or attempt to cause any eligible to waive any rights under these regulations.

33010.26.1 Appearance of Improper Influence

To avoid the appearance of improper influence, employees with such a relationship to any competitor shall not participate in any phase of the examination process including but not limited to:

- Planning.
- Question development.
- Preliminary Review Committee (PRC).
- Oral interview panel.
- Serve as a rating or reviewing supervisor of the competitor.
- Participate in discussions or ratings of the competitor.

If an employee serving on a PRC, oral interview panel, or participating in the discussion or rating of competitors finds one of the competitors is one with whom he/she has a family or close relationship, the employee shall leave the room and not participate in the interview, observation, discussion, or rating of that competitor.

If an employee serving in any capacity discovers a competitor is one with whom he/she has a family or close relationship, the employee shall contact OWPS for direction.

Employees selected to participate in the State Civil Service examination process shall maintain the competitive and confidential nature of the examination process. Disregard for examination integrity can result in examination appeals from the candidate group and may ultimately be grounds to void an examination.

Violation of the provisions of this Section:

- May be a misdemeanor.
- Shall be cause for adverse action.

33010.27 Service Awards

Pursuant to GC 19849.9, employees completing 25 or more years of State service and retiring employees who have at least 25 years of State service as of the effective date of their retirement qualify for a service award consisting of a framed certificate and their choice of any one of the items offered by and described in the catalog provided by the contracting vendor.

Employees who are being awarded under this program shall be presented a memento within one year of completion of 25 years of State service or within 60 days of their retirement date. (see DOM Chapter 3, Article 3, Employee Awards.)

33010.27.1 Personnel's Responsibility

The local personnel office shall:

- Notify the unit timekeeper/supervisor via a CDC Form 1785, Service Award Eligibility Notification, of employees who are within at least 2 months of attaining 25 years of State service or who have 25 years of State service as of the effective date of retirement and are qualified to receive a retirement memento.

33010.27.2 Supervisor's Responsibility

The employee's supervisor shall:

- Make the contracting vendor's catalog available to the employee.
- Arrange for the ordering of a selected award/memento from the contracting vendor as follows:

Headquarters and Division of Adult Parole Operations

Submit a CDC Form 954, Intraoffice Requisition (IOR). A copy of CDC Form 1785 shall be attached to CDC Form 954. All orders shall include the information outlined under "Ordering Instructions" in the vendor's catalog.

Institution/Facilities

Supervisors are responsible for ensuring the award is ordered according to the institution/facility's established procedure.

- Prepare a 25-year service anniversary/retirement letter for the Secretary's signature.
- Submit the letter through the chain of command to the appropriate Warden/Superintendent, RPA, Health Care Manager, or DD for signature.

33010.27.3 Manager's Responsibility

The appropriate DD, Warden/Superintendent, Regional Parole Administrator, Chief Executive Officer, or his/her designee shall:

- Check with the following offices to ensure the proposed 25-year anniversary or retirement letter accurately reflects the employee's employment record with the Department, including prior positions:
 - OPS (for prior or pending adverse actions against the employee).
 - OLA (for prior or pending legal actions in which the employee is a plaintiff or defendant and for prior or pending workers' compensation litigation).
 - OIA (for pending or prior internal affairs investigations where the charges against the employee were sustained).
- Every employee who completes 25 years of State service or retires from the Department shall receive the appropriate letter signed by the Secretary. However, the letter shall be personalized, meaningful, and relevant. For example, the letter for an employee who retires because of a disability should contain this information and should be consistent with the employee's length of State service and the circumstances of the retirement (without specifically stating the nature of the employee's disability). If an employee recently has been formally disciplined (i.e., with a formal reprimand, suspension, demotion, or reduction in pay) for misconduct, the letter should simply acknowledge the retirement or completion of 25 years of service. An employee who has made significant contributions to the Department and/or who has an exemplary employment record should be recognized in the letter.

33010.27.4 Standards

A retirement and service anniversary letter shall receive careful consideration to ensure it is a personalized, meaningful, and relevant document that demonstrates appreciation and respect for the employee's years of service.

Letters shall be prepared for the Secretary's signature and be consistent with procedures outlined in the Secretarial Handbook Section 2-3000.

Letters shall contain information on the employee's:

- Service history.
- Pertinent work history.
- Appropriate biographical information.

33010.27.5 Retirement Resolution

Upon request from the employee or the employee's unit, the local personnel office shall print a retirement resolution and shall forward the resolution to the employee's unit or home address.

The following information is needed to complete the resolution:

- Name of retiree.
- Total State service (number of months).
- Year State service began.
- Initial title or position with the State.
- Initial department.
- Title and department at time of retirement.
- Indicate luncheon or dinner if applicable.
- Date of event if applicable.
- Date of presentation.

33010.28 Presentation

The hiring authority shall provide for appropriate presentation of letters, certificates, resolutions, and service awards.

33010.28.1 Employee Retirement and Death Benefits

PERS provides retirement or death benefits that could be applicable to an employee. For more specific information, the following pamphlets are available from your local personnel office or Public Employees Retirement System (PERS):

- PERS Benefits for State Miscellaneous Members.
- PERS Benefits for State Industrial Members.
- PERS Benefits for State Safety Members.
- PERS Benefits for State Peace Officers/Fire Fighters.

Retirement information includes:

- Service credit.
- Eligibility.
- Allowance formula and calculation.
- Final compensation.
- Optional settlement with survivor continuance.
- Estimates.
- Health insurance.

33010.28.2 Disability Retirement

State Miscellaneous members with five years of service are eligible to apply for disability retirement if they cannot work because of illness or injury.

State Industrial, Safety, Peace Officer, and Firefighter members may apply for:

- Disability retirement if illness or injury is nonjob related. (Member needs a minimum of five years of service.)
- Industrial disability retirement if illness or injury is job related.

33010.28.3 Social Security

Employees/survivors shall contact the local social security office to determine what benefits may be available under that program.

33010.28.4 Public Safety Officers' Benefit Act Of 1976

Law Enforcement Assistance Administration (LEAA) is authorized to pay a \$50,000 death benefit to the eligible survivor of a public safety officer who died as a "direct and proximate result of personal injury sustained in the line of duty."

Claims are filed by the Department on behalf of the survivor, but the survivor may elect to file directly to LEAA.

33010.28.5 Term Life Insurance

A State sponsored term life insurance policy is available to certain excluded employees below the age of 70.

Enrollment is automatic for eligible employees.

Additional information is available through the local personnel offices and CalHR.

33010.28.6 Other Benefits

GC 13959 through 13969.1 provides benefits and assistance to victims who sustain injuries or death as a result of a crime or violence.

GC 13970 through 13974 provides benefits to private citizens who incur injury, death, or property damage under the following circumstances:

- In the course of preventing the commission of a crime against another person or property.
- In apprehending a criminal.
- In assisting a peace officer in his/her duties.
- In rescuing a person in immediate danger.

Further information relative to these indemnities may be obtained from the Victim Compensation and Government Claims Board.

33010.29 Hardship Salary Advances

In accordance with provisions of the SAM 8595, a hardship salary advance may be issued to an employee before the employee's regular monthly, bimonthly, or intermittent payday. The hardship salary advance shall be based on the net amount of the employee's regular base salary and shall only be for serious, unforeseeable hardship.

It is the policy of the Department that all employees receive a paycheck each payday. For all permanent employees, except intermittent or hourly employees, this is the last working day of each pay period. For intermittent, hourly, or temporary employees, this is no later than the fifteenth calendar day of the month providing the attendance documents are received in the Personnel Office timely.

A request for hardship salary advance is not an automatic option nor is it intended to be a simple loan made available to the employee. The Department cannot legally loan employees' money to cope with the economic difficulties or temporary inconveniences that occasionally fall upon every individual. A hardship salary advance cannot be a substitute for adequate personal financial management.

The circumstances during which a request for a hardship salary advance is made shall have the following characteristics:

- The situation or event was such that it caused an immediate emergency or economic hardship on the employee or those economically dependent upon the employee.
- The situation or event was such that the employee could not have reasonably planned or prepared for it in advance.
- The employee has exhausted all conventional means of obtaining necessary funds elsewhere (savings, credit union, bank, etc.). A hardship salary advance shall only be the last resort.
- A description of the situation or event that warranted the request for a hardship salary advance is clearly provided with adequate supporting documentation.
- The amount of the request is clearly documented and does not exceed the net salary earned to date by the employee. The amount allowable for a hardship salary advance shall be based on the employee's net regular base salary, excluding overtime, physical fitness, bilingual, recruitment, and retention pay, etc. The maximum amount available shall be the regular wages earned to date during the calendar month of request.
- A hardship salary advance has not been requested for the prior 12-month period. Hardship salary advances shall be limited to one for any 12-month period.

Acceptable Reasons

The following is a listing of some of the acceptable reasons for applying for a hardship salary advance:

- Acts of vandalism that have caused significant damage to vehicle or residence that require immediate repair.
- Emergency home repairs due to unforeseeable events such as fire, flooding, storm damage, theft, or vandalism.
- Emergency medical expenses due to serious injury or prolonged illness.
- Death in the immediate family.

Unacceptable Reasons

The following is a listing of examples of unacceptable reasons for hardship salary advances:

- Moving expenses.
- School expenses.
- Vacation expenses.
- Being away from the office on payday.
- Routine vehicle maintenance or vehicle repair as a result of normal usage.
- Automobile loan or lease payments.
- Monthly rent or mortgage payment.
- Other items that the employee should have planned and/or budgeted for since they are recurring, predictable expenses.

The above lists are not meant to be exhaustive, but rather examples. Good judgment shall be used in requesting and in approving hardship salary advances.

33010.29.1 Process

Wardens/Superintendents shall designate a staff member (minimum level is the Business Manager) to review all hardship salary advance requests for their respective facilities.

The Chief of the Office of Accounting Services shall be the reviewer for headquarters and for DAPO (Headquarters and Regional Parole offices). The employee shall submit a written request to his or her supervisor for a specific amount with sufficient explanation of the circumstances to indicate that it is an unforeseeable emergency and some supporting documentation that all other means of obtaining the necessary funds have been exhausted. In addition, the employee shall sign a CDCR Form 1161, Authorization for Repayment of Payroll Revolving Fund/Hardship Salary Advance.

33010.29.2 Responsibilities**Supervisor of Requestor**

Prior to signing and forwarding the hardship salary advance request, the supervisor of the requestor shall:

- Review the request.
- Verify the unforeseeable emergency if appropriate.
- Verify that all other means of obtaining necessary funds have been exhausted.
- Verify that CDCR Form 1161 was filled out and attached.
- Verify the actual emergency expense or the net salary earned to date, whichever is less.
- If approved, sign the request and forward it to the designated reviewer with all appropriate supporting documentation.
- If denied, return the request to the employee.

Designated Reviewer

Prior to signing and forwarding the hardship salary advance request, the designated reviewer shall:

- Review the request for appropriateness.
- Request further verification if necessary.
- If approved, sign the request and forward it to the personnel office (with all appropriate supporting documentation).
- If denied, return the request to the employee.
- Maintain a copy of each request (approved or denied).

Personnel Office

The personnel office shall:

- Determine the vacation leave, sick leave, dock, etc., that the employee has used in that particular month.
- Determine that the amount requested does not exceed the net salary earned to date. Determination may be based on payroll records of prior pay period or other appropriate method.
- Determine the employee's normal mandatory and voluntary payroll deductions. A participant of the Direct Deposit (DD) Program shall cancel their participation in the DD Program prior to the hardship salary advance being issued.
- May reduce the request so that the amount does not exceed the salary earned and/or net pay of the prior pay period.
- Notify the accounting office in writing to issue a revolving fund check.
- Recover the amount of the hardship salary advance from the employee's next payroll warrant or, if necessary, from subsequent payroll warrants (i.e., overtime, physical fitness pay, uniform allowance, future pay warrants, etc.).

Accounting Office

In addition to the normal revolving fund requirements, the Accounting Office shall:

- Issue the revolving fund check as approved by the Personnel Office.
- Notify the employee when the check can be picked up.
- Follow normal collection procedures to clear the salary advance in a timely manner.

33010.30 High Stress Assignments

High stress assignments are those in controlled housing units requiring direct and continuous contact with inmates confined therein because they present too great a management problem for housing in general population settings. Such housing unit assignments include, but are not limited to, the following:

- Security Housing Units.
- Administrative Segregation Units.
- Psychiatric Services Units.
- Protective Housing Units.

33010.30.1 Selection

Employees shall:

- Be carefully evaluated before such assignment.
- Have demonstrated a high degree of maturity, tolerance, and ability to cope with stressful situations.

33010.30.2 Duration

High stress assignments shall be limited to no longer than two years.

Exceptions may be made by the Warden/Superintendent when:

- The employee indicates a desire to remain.
- The employee's performance is completely satisfactory and does not reflect the effect of undue stress.

33010.30.3 Supervision

Supervisors shall:

- Evaluate the performance of employees on a continuous basis.
- Act promptly to remedy stress-related problems that appear to adversely affect the employee's physical and mental health and effectiveness.
- Take remedial action including placement in a less stressful assignment in or outside of the unit.

33010.31 Personnel Records

Only those personnel records which are necessary, relevant, timely, or required by law shall be collected and maintained.

Personnel records shall be maintained no longer than the period of time required by law or in accordance with the approved Department retention period established for the record.

33010.31.1 Definition

Any record maintained under an individual's name by their employing agency and containing records relating to the following:

- Personnel data, including marital status, family members, educational and employment history, or similar information.
- Election of employee benefits.
- Employee advancement, appraisal, or discipline.
- Complaints or investigations of complaints pertaining to the manner in which the employee participated or was perceived to have participated.
- Summary criminal history information.
- Any other information, the disclosure of which would constitute an unwarranted invasion of personal privacy.

33010.31.2 Public Information

Pursuant to CC 1798 et seq., and the Information Practices Act, the following employee information is considered "public" and may be released upon request:

- Name.
- Employing agency and name of unit.
- Work location and office phone number.
- Civil service classification.
- Job description, duties, and responsibilities.
- Salary range and gross salary rate.
- Time base.
- Tenure.
- Date appointed and/or separated.
- Cost to the State for training, travel, and/or attendance at conferences.

33010.31.3 Adverse Comments

GC 3305 provides that no comment adverse to a public safety officer's interest shall be entered in any file used for personnel purposes without the employee's having first read, signed, and dated the document. The Director has extended the application to all Department employees. If the employee refuses to sign, the fact is noted on the document and it is then signed by a witness (usually the supervisor presenting the memorandum) prior to it being placed in the file.

The employee has 30 calendar days in which to file a response to any adverse comment. If a response is made, it shall be attached to the document that contains the adverse comment.

33010.31.4 Disclosure

PC 832.7, GC 6254, and CC 1798 protect the confidentiality of personnel records and strictly limit their disclosure. Information from employee personnel records (other than public information) shall be disclosed only as follows:

- To individuals whose official duties require they process or review such records including, but not limited to:
 - Personnel staff.
 - Hiring supervisors/managers including Wardens, RPA's, and Executive Staff or their designees.

- Employee Relations Officers.
- Return-to-Work-Coordinators.
- Department investigators.
- Attorneys representing the Department.
- In accordance with PC 832.5, 832.7, and 832.8; EC 1043; and GC 6254, the employee shall be immediately informed of the service of a subpoena or court order requesting the release of personnel records. Advice of legal counsel will be sought where legality of disclosure is in question.
- With a release signed by the employee to whom the record pertains. The employee's signature shall be verified with that on file.

33010.31.4.1 Medical Records

Medical records are confidential and are maintained in such a manner so as to protect that confidentiality. These records are generally exempt from inspection other than by personnel staff.

33010.31.4.2 Internal Investigations

If a review of the personnel records is required during an internal investigation, the reviewer shall obtain authorization from the Secretary, or designee before the review can be granted.

TYPE OF OFFICIAL INVESTIGATION	DESIGNEE
Third Level Complaints/ Grievances	Assistant Secretary, Office of Labor Relations
Discrimination or Sexual Harassment complaint	Chief, Office of Civil Rights Operations
Background Investigations	Chief, Office of Peace Officer Selection
Criminal and/or Administrative Investigations	Deputy Director, Office of Internal Affairs

Additionally, attorneys from the OLR are authorized to review personnel records.

33010.31.4.3 Supervisory Files

To maintain a system of comprehensive and effective record keeping, supervisors may keep an informal personnel file on their premises in addition to the OPF maintained by the personnel office. This informal file shall be subject to the same provisions as the OPF.

33010.31.4.4 Work Performance Inquiries

Supervisors may comment on the work performance of subordinates or former subordinates and respond to inquiries from third parties about a subordinate's or former subordinate's qualifications, as long as such comments are founded in documentation. A supervisor may indicate whether a subordinate or former subordinate would be considered for rehire. Personal or confidential information shall not be disclosed unless authorized by the individual to whom it pertains (CC 1798.50).

33010.31.4.5 Employee Access to Personnel Records

GC 18573 permits an employee to examine employment records relating to their State service. All of the material, except for the following, may be reviewed:

- Any medical information determined to be confidential under CC 1798.40 (i.e., information containing custodian of the record reasonably determines that disclosure of the information would be medically or psychologically detrimental to the individual) or medical file material which is protected by the attorney/client privilege. An employee may authorize disclosure of medical information to their physician. In turn, the physician may disclose to the employee any information they deem appropriate.
- Any confidential information contained in an applicant's background investigation file.

33010.31.4.6 Employee Representative Access

Personnel records may be reviewed by an employee's representative with the written permission of the employee and proper identification of the representative. Any and all information available to the employee shall also be available to the representative.

33010.31.5 Review Process

An appointment should be made with the personnel office staff or other office holding the file.

The reviewer shall present identification to the personnel office staff prior to reviewing any personnel record.

Original OPF's shall not be removed from the personnel office area designated as the review area and may be reviewed only in the presence of an authorized personnel office employee.

Travel to the employee's personnel office and time required for travel and review of the employee's records shall be at the expense and on the time of the employee. An employee may request a copy of the record to which they have a right to access, be mailed to their office. The copy will be mailed in a sealed envelope marked "Personal and Confidential."

33010.31.6 Inspection Log

Each employee's OPF shall contain an inspection log. Any person reviewing the file shall sign and date the log, indicating the reason for review (in accordance with the law).

33010.32 Release of Regular Pay for Permanent Intermittent Employees

All positive pay employees shall receive their regular pay for the appropriate number of hours worked in the pay period (including paid leave and holiday pay) no later than the 15th day of the following month. If the 15th day falls on a Saturday, the release date will be adjusted to the preceding workday. If the 15th day falls on a Sunday or holiday, the release date shall be adjusted to the following workday.

If an SCO warrant is not issued by the deadline, a request to issue a revolving fund check (salary advance) will be sent by the personnel office to the respective accounting office on that date.

33010.32.1 Exceptions

Release of checks for positive attendance regular pay may be delayed beyond the 15th day of the month for the following reasons:

- Late receipt of CDCR Form 998-A, Employee's Attendance - Record and Personnel Post Assignment System (PPAS) Worksheet.
- Late receipt of proper appointment documentation.
- Delay in mail delivery (outside the control of the Department).

33010.33 Revisions

The Deputy Director, Human Resources, or designee shall be responsible for ensuring that the contents of this Article are kept current and accurate.

33010.34 References

- GC §§ 3305, 6254, 13959 through 13969.1, 13970 through 13974, 18573, 19853, and 19991.4.
- Governor's Executive Order R29-71.
- SAM §§ 0721 through 0774, 3800 through 3885, 8572.1 and 8595.
- Personnel Transaction Manual § 656.
- CCR (15) (3) §§ 3289, 3406, and 3413.
- Secretarial Handbook 2-7000.
- CalHR Rules 599.737, 599.738, 599.742, 599.742.1, and 599.752.
- CC §§ 1798 - 1798.50, 1798.40.
- Information Practices Act of 1977.
- PC §§ 832.5, 832.7, and 832.8.
- EC §§ 1043.
- GC §§ 3305, 6254, 13959 - 13969.1, 13970 - 13974, 19849.9, and 19853.

ARTICLE 21 – UNIFORMS/EMPLOYEE GROOMING STANDARDS

Effective December 12, 2002

33020.1 Policy

All designated personnel shall wear regulation uniforms or work clothing and adhere to grooming standards as prescribed by the Director of the California Department of Corrections and Rehabilitation (CDCR), Adult Operations or his/her designee, while on-duty and/or on official State business. Items not

specifically addressed in Department Operations Manual (DOM), Chapter 3, Article 21, are considered unauthorized.

33020.2 Purpose

This Article establishes uniform, and/or dress requirements, and grooming standards for specified employees.

33020.3 CDCR Uniform Specification Handbook

Consistent design specifications for individual uniform, garments, and accessories shall be incorporated and distributed as a standardized statewide document, and shall henceforth be referred to as the "CDCR Uniform Specification Handbook." Refer to this handbook and DOM, Chapter 3, Article 21, for all uniform, garment, and accessory specifications.

33020.3.1 Disclaimer

If any provision in DOM, Chapter 3, Article 21 or the CDCR Uniform Specification Handbook conflicts with a Memorandum of Understanding (MOU), the MOU shall prevail as it relates to the specific represented group.

33020.4 Responsibility

Wardens/Regional Parole Administrators

Each hiring authority shall designate specific assignments where custodial personnel have been exempted from wearing a uniform, or are not required to wear a uniform full-time.

Any exception to the standardized approved uniforms and/or equipment shall be requested in writing and forwarded to the appropriate Deputy Director for review and approval.

Note: The Deputy Directors' approval shall be obtained prior to implementation.

Inspections

Each hiring authority shall:

- Establish an annual Class "A" uniform inspection, which shall be conducted on three consecutive working days. This shall not prohibit the Warden/Regional Parole Administrator from designating additional formal inspections.
- An official Class "A" hat is not required to be worn during inspection; however, the hat shall be shown during the actual inspection and be immediately available upon supervisory request during the entire inspection period.
- Enforce dress codes and personal grooming standards for all employees per DOM, Chapter 3, Article 21, Uniforms/Employee Grooming Standards.

Supervisors and Managers

Supervisors and managers are expected to set a positive example for all staff regardless of classification. They are responsible for monitoring compliance of the departmental dress code and grooming standards.

Supervisors and Managers shall:

- Conduct daily uniform and grooming inspections of all immediate subordinate staff.
- Instruct employees to correct violations of uniform and grooming standards.
- Report, in writing, to their immediate supervisor, any violation an employee fails to correct in a reasonable amount of time.

Uniformed Employees

All uniform personnel shall:

- Purchase and maintain all required uniforms, accessories, and equipment except items specifically exempted by this DOM Article and/or the appropriate MOU.
- Furnish their own collar insignia, shoulder insignia, sleeve chevrons, shoulder patches, hat shield, and other required uniform equipment.
- Maintain their uniform and approved equipment in clean, neat, and serviceable condition.
- Wear the uniform in a manner that displays a professional approach to their assignment and is representative of the prestige of the CDCR.
- Keep in mind that individual actions reflect on the entire Department as they represent the CDCR in the public view.

Nonpeace Officer Employees

Clothing and Jewelry:

Non-peace officer employees shall wear clothing that is clean, neat, in good repair, and fits properly. All clothing and jewelry should project a professional and positive image.

In an institutional setting:

- Blue denim clothing or clothing similar to that worn by inmates shall not be worn.
- Jewelry should be kept to a minimum and should enhance a professional image. There will be no jewels, ornaments, or rings/studs worn on the visible facial areas other than the ear.

Unauthorized Use of Departmental Uniforms

Employees shall not wear CDCR uniforms in any situation that would bring discredit to the CDCR including, but not limited to:

- Purchasing or drinking alcoholic beverages in public.
- Entering a tavern, gambling hall, or nightclub (except if necessary in the performance of assigned duties).
- Participating in political activities.
- Participating in demonstrations or pickets.
- Engaging in selling or soliciting activities.
- Engaging in any other action or behavior which reasonable persons would deem inappropriate for a uniformed peace officer, e.g., conducting nondepartmental business.

33020.5 Uniform Allowance

The regulations of the California Victim Compensation and Government Claims Board and current MOUs provide for uniform replacement allowances for various classes. The allowance amounts and other regulations vary depending on whether the uniform is worn on a full-time or less-than-full-time basis. In order to qualify for uniform replacement allowances, employees shall:

- Be employed in one of the following classifications:
 - Correctional Officer.
 - Correctional Sergeant.
 - Correctional Lieutenant.
 - Correctional Captain.
 - Facility Captain.
 - Correctional Institution Firefighter.
 - Correctional Institution Fire Chief.
 - Registered Nurse, Correctional Facility.
 - Medical Technical Assistant.
 - Senior Medical Technical Assistant.
 - Dental Assistant, Correctional Facility.
 - Baker I, Correctional Facility.
 - Baker II, Correctional Facility.
 - Butcher/Meatcutter II, Correctional Facility.
 - Cooks, Correctional Facility.
 - Supervising Cook I, Correctional Facility.
 - Supervising Cook II, Correctional Facility.
 - Vocational Instructors (I and baking).
- Be enrolled in a formalized training and development assignment at an institution performing the duties of one of the above named classes and requiring a uniform be maintained.
- Complete one calendar year of service in a class and assignment as described above. Qualifying periods before and after nonqualifying periods shall be added together to compute a calendar year of service and to establish a new qualifying anniversary date. Nonqualifying periods include long-term temporary absences (one or more full pay periods), such as leave of absences, temporary disability, or nonindustrial disability leave.
- Rank and file uniformed probationary custodial employees shall receive a uniform allowance in accordance with the provisions contained in the collective bargaining agreement.

33020.6 Personal Grooming Standards

All employees, regardless of their assignment, shall be clean and well groomed.

33020.6.1 Correctional Peace Officer Grooming Standards

The following minimum guidelines are adopted for all Correctional Peace Officers:

Note: Some classifications have an exemption; refer to DOM 33020.6.2, Exemptions for Peace Officer Classifications.

Hair

- Hair shall not be styled or combed forward any lower on the forehead than the eyebrow, measured from the high point of the eyebrow, and shall not be visible on the forehead when the uniform hat is worn.
- Hair style and length shall not impede, restrict, or detract from the proper wearing of the uniform hat.
- Hair style and color shall not distract from the uniform.
- Male employee's hair shall be cut so as to not extend below the top of the shirt collar while sitting or standing in an erect position and shall not cover any part of the outside portion of the ear.
- Female employee's hair shall not extend below the bottom of the collar. If the hair is long, it shall be worn up in a neat, nonflamboyant style. No decorations in the hair are permitted and hair clips and/or pins shall closely match the color of the hair.

Facial Hair

Neatly trimmed sideburns and/or mustaches are permitted as follows:

- Sideburns shall not extend below the bottom of the ear and shall end with a clean-shaven horizontal line. The maximum width at the bottom of the sideburns shall not exceed 1½ inches.
- Mustaches shall not extend more than ½ inch below the corners of the mouth, nor below the vermilion border of the upper lip, or extend more than ¾ inch above the corner of the mouth. Waxed ends or points shall not be allowed.
- Upon the employee's personal physician verification of a skin irritation or disorder, a beard, not to exceed one inch in length, may be permitted. Goatees are not authorized.

Fingernails

Fingernails shall not extend more than ¼ inch beyond the tips of the fingers. Nails shall be neat and clean. Fingernail polish, if worn, shall be clear. Colored fingernail polish is not permitted.

Cosmetics

Female employees may wear cosmetics that blend with or match the natural nonruddy skin tone of the employee. False eyelashes are not permitted.

Upon medical verification by the employee's personal physician, any employee may wear cosmetics to conceal facial disfigurement. The cosmetics shall blend or match their natural skin tone.

Jewelry

A total of two nonflamboyant rings may be worn on the fingers. A set of wedding and engagement rings shall be considered one ring. Reimbursement value to be per Department of Personnel Administration (DPA) rules, but shall not exceed \$100.

Only medical alert bracelets may be worn.

Neck chains/necklaces shall not be permitted while on duty except for religious medals that may be worn if covered by the uniform shirt. Medical alert medals may also be worn on a chain. However, no more than one chain shall be worn.

Employees shall not wear ring/stud earrings or other jewelry decoration/ornament on or in the nose or tongue while in uniform. Additionally, there will be no jewels, ornaments, or rings/studs worn on the visible facial areas other than the earlobe.

Female employees may wear simple stud-type earrings only. Only one matching earring shall be worn in each earlobe.

Male employees shall not wear earrings while in uniform and/or on-duty.

Wristwatches may be worn. Watches worn on chains or pinned to the uniform are not permitted. Pocket watches are allowed without a chain or lanyard. Reimbursement values to be per DPA rules, but shall not exceed \$100.

33020.6.2 Exemptions for Peace Officer Classifications

Revised July 27, 2010

The CDCR has several peace officer classifications that are excluded from the departmental professional dress and grooming standards. Professional dress and personal grooming standards specifically addressing hair length and facial hair contained in this section shall not apply to:

- Any peace officer in the Parole Agent series.
- Any peace officer in the Special Agent series.
- Any peace officer assigned to the Office of Correctional Safety.

Employees shall keep hair, beards, and mustaches clean and neatly groomed.

33020.6.3 Non-peace Officer Employees Grooming Standard Guidelines

In an institutional setting, the following grooming standard guidelines shall apply.

Hair

Hair shall be styled in a fashion which shall not impair vision or create a safety hazard in the work area. Employees shall keep hair, beards, and mustaches clean and neatly groomed.

Fingernails

Fingernails shall be neat, well trimmed, and enhance a professional image. Fingernail length and polish shall be appropriate for the specific assignment and/or task being performed.

33020.7 Regulation Uniform-Custody

The following regulation custody uniforms, garments, and accessories are approved for use:

Male

- Class "A" battle jacket.
- Facility Captain coat (optional Class "A" coat for captains).
- Class "A" and "B" trouser.
- Class "A" and "B" long and short sleeve shirt.
- Class "A" hat (refer to DOM 33020.7.3).
- Class "B" cap (refer to DOM 33020.7.3).
- Class "B" sweater (optional).
- Black leather belt.
- Black clip-on or velcro fastened tie (solid color).
- It is mandatory for all uniformed staff to wear a regulation tie with the Class "A" uniform, or when wearing a long or short sleeve shirt with Class "A" trousers.
- It is optional, and at the employee's discretion, to wear a regulation black tie when wearing the Class "B" Uniform, a long sleeve shirt with Class "B" trousers, or when wearing a nonclass "A" outer jacket or sweater.
- Class "B" Cargo Pants: may be utilized as an alternate Class "B" uniform pant. At the discretion of the employee, cargo pant legs may be worn straight or bloused.
- Load Bearing Suspenders (LBS): Black nylon or leather. LBS may be worn with the Class "B" uniform at the employee's discretion/option. LBS may be worn with the Class "A" uniform in emergency situations.
- Black socks (solid color).
- Undershirt, if worn, shall be T-shirt style, solid white in color, and of a smooth finish.
- Black plain-toe shoes or boots conservatively designed without buckles (solid color).
- Regulation departmental badge.
- Departmental nameplate (white letters on black plate).
- Tie bar or tie tack (gold in color).
- Whistle, gold in color, metal only.
- CDCR identification card.
- Rain gear (for Class "A" or Class "B" uniforms) shall be a one or two piece raincoat or rainsuit, California green in color, or equivalent as follows:
 - The one-piece raincoat is most applicable for uniform staff not assigned to long periods out-of-doors.
 - The two-piece rainsuit is most applicable for uniform staff assigned to work assignments mainly out-of-doors.
- Foul Weather Jackets (3 types).
 - Class "B" waterproof.
 - Class "B" nonwaterproof.
 - Class "B" ¾ length nonwaterproof.
- Lightweight jacket (with or without optional lining).
- Trooper cap (refer to DOM 33020.7.3).
- Campaign hat (refer to DOM 33020.7.3).
- Jumpsuit (refer to DOM 33020.9.3).
- Departmental Transportation Unit uniform (refer to DOM 33020.9.4).

- Crisis Response Team (CRT) uniform (refer to DOM 33020.9.8).

Note: Departmental rank insignia shall be attached to regulation jumpsuits, shirts, and jackets.

Female

- Class "A" blazer style dress jacket.
- Class "A" battle jacket.
- Facility Captain coat (optional Class "A" coat for captains).
- Class "A" and "B" long and short sleeve shirt.
- Class "A" line skirt.
- Class "A" and "B" trouser.
- Class "A" hat (refer to DOM 33020.7.3).
- Class "B" cap (refer to DOM 33020.7.3).
- Class "B" sweater (optional).
- Black leather belt.
- Black clip-on or velcro fastened tie, or criss-cross tie (solid color).
 - It is mandatory for all uniformed staff to wear a regulation tie with the Class "A" uniform, or when wearing a long or short sleeve shirt with Class "A" trousers.
 - It is optional, and at the employee's discretion, to wear a regulation black tie when wearing the Class "B" Uniform, a long sleeve shirt with Class "B" trousers, or when wearing a nonclass "A" outer jacket or sweater.
- Class "B" Cargo Pants: may be utilized as an alternate Class "B" uniform pant. At the discretion of the employee, cargo pant legs may be worn straight or bloused.
- Load Bearing Suspenders (LBS): Black nylon or leather. LBS may be worn with the Class "B" uniform at the employee's discretion/option. LBS may be worn with the Class "A" uniform in emergency situations.
- Seamless hose (flesh color) with skirt only.
- Black socks (solid color) with trouser only.
- Undershirt, if worn, shall be T-shirt style, solid white in color, and of a smooth finish.
- Black plain-toe shoes or boots conservatively designed without buckles (solid color).
- Regulation departmental badge.
- Departmental nameplate (white letters on black plate).
- Tie bar or tie tack (gold in color).
- Whistle, gold in color, metal only.
- CDCR identification card.
- Rain gear (for Class "A" or Class "B" uniforms) shall be a one or two piece raincoat or rainsuit, California green in color, or equivalent as follows:
 - The one-piece raincoat is most applicable for uniform staff not assigned to long periods out-of-doors.
 - The two-piece rainsuit is most applicable for uniform staff assigned to work assignments mainly out-of-doors.
- Foul weather jackets (refer to the 3 types below).
 - Class "B" waterproof.
 - Class "B" nonwaterproof.
 - Class "B" ¾ length nonwaterproof.
- Lightweight jacket (with or without optional lining).
- Trooper cap (refer to DOM 33020.7.3).
- Campaign hat (refer to DOM 33020.7.3).
- Jumpsuit (refer to DOM 33020.9.3).
- Departmental Transportation Unit uniform (refer to DOM 33020.9.4).
- CRT uniform (refer to DOM 33020.9.8).

Note: Departmental rank insignia shall be attached to regulation jumpsuits, shirts, and jackets.

33020.7.1 Official Class "A" Uniform - Male

The below-specified uniform shall be worn by male Correctional Captains, Facility Captains, Correctional Lieutenants, Correctional Sergeants, and Correctional Officers when identified as the appropriate uniform for the post/work assignment:

- Class "A" battle jacket with insignia.
- Class "A" trouser.
- Black leather belt.
- Black clip-on or velcro fastened tie (solid color).
- Black socks (solid color).
- Class "A" hat.
- Class "A" short or long sleeve shirt.
- Black plain-toe shoes or boots.
- Regulation departmental badge.
- Departmental nameplate (white letters on black plate).
- Tie bar or tie tack (gold color).
- Whistle, gold in color, metal only.
- CDCR identification card.
- Raincoat (when applicable).

33020.7.2 Official Class "A" Uniform - Female

The below-specified uniform shall be worn by female Correctional Captains, Facility Captains, Correctional Lieutenants, Correctional Sergeants, and Correctional Officers when identified as the appropriate uniform for the post/work assignment:

- Class "A" blazer style dress jacket or the Class "A" battle jacket.
- Class "A" line skirt or trouser.
- Class "A" short or long sleeve shirt.
- Black leather belt.
- Black clip-on or velcro fastened tie, or criss-cross tie (solid color).
- Seamless hose (flesh color) with skirt only.
- Black socks (solid color) with trousers.
- Class "A" hat.
- Black plain-toe shoes or boots.
- Regulation departmental badge.
- Departmental nameplate (white letters on black plate).
- Tie bar or tie tack (gold in color).
- Whistle, gold in color, metal only.
- CDCR identification card.
- Raincoat (when applicable).

33020.7.3 Uniform Hat/Cap

Class "A" Hat

All on-duty uniformed custody personnel shall be required to wear the Class "A" hat on any official business where a Class "A" uniform is required for off-ground duty.

For staff that are required to wear a Class "A" uniform for duties on-grounds, or who voluntarily choose to wear a Class "A" uniform, the Class "A" hat is optional. However, the Class "A" hat shall be available to the on-duty staff member.

Class "B" Cap

The Class "B" cap may be worn with the Class "B" uniform, jumpsuits, or with an appropriate optional uniform as approved by the hiring authority. The cap shall be worn in a bill-forward position. The Class "B" cap shall not be worn with the Class "A" uniform jacket, and shall be worn/maintained in a manner that shall not bring discredit to the uniform or the CDCR.

Campaign Hat

The Campaign hat may be worn with the Class "B" uniform, jumpsuit, or with an appropriate optional uniform as approved by the hiring authority. The Campaign hat is designed mainly for outside assignments as protection from the sun.

Trooper Cap

The Trooper cap may be worn with the Class "B" uniform, jumpsuits, or an approved optional uniform and shall only be worn with approval of the Warden.

33020.7.4 Cadet Uniforms

Revised March 25, 2010

The daily cadet uniform shall be determined by the Academy Administration. The cadet uniform will be an approved Departmental Uniform as outlined in DOM 33020.7. For graduation from the Basic

Correctional Officer Academy, the Class "B" uniform shall be purchased and worn by all cadets (refer to DOM 33020.7).

33020.8 Optional Uniforms - Custody

Regulation custody uniforms and optional uniforms shall be as specified in this Section.

Note: Employees authorized to wear an optional uniform shall not wear/utilize a Class "A" hat.

33020.8.1 Class "B" Uniform

Refer to DOM 33020.7 for individual Class "B" uniform garments. For individual Class "B" garment specifications refer to the CDCR Uniform Specification Handbook.

33020.8.2 Maternity Uniforms

Uniformed female personnel may wear the special maternity uniform after the employee receives her physician's written confirmation of pregnancy. The peace officer may continue to wear this special uniform for 90-days following childbirth.

Pregnant uniformed personnel are authorized to wear a pullover maternity jumper and to alter the waist of their uniform slacks for maternity purposes. Each employee shall bear the expense of clothing construction and alteration.

The uniform blouse or shirt and slacks shall be worn under the maternity jumper. The regulation tie shall be worn in accordance with DOM, Chapter 3, Article 21.

A regulation dome badge shall be worn on the maternity jumper above the left breast.

Refer to the CDCR Uniform Specification Handbook for the maternity uniform specifications.

33020.9 Special Custody Uniforms/Equipment

Special uniforms and equipment for the custody series shall be as specified in this Article. Individual garment specifications may be referred to in the CDCR Uniform Specification Handbook. Items not specifically addressed in DOM, Chapter 3, Article 21 are considered unauthorized.

33020.9.1 Security Squad and Escape Detail Uniforms

Institutions having special security squads and/or escape pursuit teams whose duties take them into various crawl spaces, tunnels, attics, etc., shall purchase and maintain a maximum of three coveralls per employee assigned to this function.

33020.9.2 Safety Helmets/Hardhat

Revised August 9, 2011

Safety Helmets

Safety helmets may be purchased as response equipment. The helmets shall be utilized as needed during emergency situations.

Hardhats

When full hardhat protection is required, round green fiberglass or plastic hats with small visor in front may be used. Aluminum hats are not authorized. One plastic hat per employee assigned to the security squad shall be purchased and provided by the hiring facility.

33020.9.3 Jumpsuits

Jumpsuits may be purchased at staff expense and worn in all nonpublic contact post or assignments.

Note: Wardens shall apply discretion and apply the nonpublic contact standards in assessing whether a Class "A"/Class "B" uniform requirement applies to a particular post/position, whereby declaring it a public contact post.

Refer to the CDCR Uniform Specification Handbook for the jumpsuit specifications.

33020.9.4 Departmental Transportation Unit Uniform

The approved departmental Transportation Unit uniform consists of:

- Black jumpsuit (long sleeves only and always worn in bloused fashion).
- Boots.
- Black leather belt.
- Departmental metal badge (no cloth badges).
- Class "B" cap (optional).

Refer to the CDCR Uniform Specification Handbook for the departmental Transportation Unit uniform specifications.

33020.9.5 Funeral Uniform

The official departmental uniform authorized for wearing at the funeral of another Correctional Peace Officer, or any other law enforcement official when attending in an official capacity, shall be the full Class "A" uniform. This shall, in all cases, include the draped departmental regulation dome badge.

33020.9.6 Draped Badges Funeral/Mourning Period

The departmental regulation dome badge shall be draped in the approved manner at all correctional institutions immediately upon the determination that a Correctional Peace Officer has been killed in the line of duty. Such draping shall continue through the day of the funeral or as deemed appropriate by the Director.

No draping of the departmental regulation dome badge shall occur for other than Correctional Peace Officers killed in the line of duty except as authorized by the institution head.

The draping of the Badge shall be a ¾ inch wide band of black elastic cloth placed over the bottom portion of the badge covering the number on the badge. This is the tradition of peace officers showing their unity after the tragic loss of a fellow peace officer. Example:



33020.9.7 Honor Guard Uniform

Each institution, at the Warden's discretion, may establish a uniformed Honor Guard for ceremonial functions. Such Honor Guard shall be attired, when performing in the Honor Guard's official capacity, as stated in this Section. Honor Guard members are responsible for maintaining their own uniform, accessories, and accouterments.

The Class "A" uniform shall be worn when serving in the Honor Guard at approved Honor Guard functions. Each institution shall provide/purchase the items listed as "Honor Guard Accouterments."

Due to the high visibility of personnel assigned to an Honor Guard Unit, the Honor Guard uniform, accessories, and accouterments shall be maintained and worn in excellent condition.

Prior to any use of the Honor Guard, an inspection of the unit shall be conducted by the Honor Guard Commander or his/her designee to establish that each member is attired uniformly, and will hold the CDCR and themselves in the highest esteem. If weapons and/or duty belts, for example, are deemed appropriate, care must be taken to assure uniformity.

Refer to the CDCR Uniform Specification Handbook for the Honor Guard uniform designations and for all garment, accessory, and accouterment specifications.

Team Members

- One Honor Guard Commander.
- One Assistant Honor Guard Commander.
- One Rifle Team Instructor.
- Seven Rifle Team Members.
- One Color Guard Instructor.
- Three Color Guard Team Members.
- One Institutional flag barer.
- One Guidon.
- One Communications Officer.
- One Quartermaster.

- Two Team Members.

The number of members may increase should the institution elect to establish a "Drum and Bugle Corps" for taps, proper cadence, and to compliment a paramilitary marching unit.

Drum and Bugle Corps

If a Drum and Bugle Corps is established, the following musical instruments may be utilized:

- One bass drum and sticks.
- One triton drum unit and sticks.
- Three snare drums and sticks.
- Two bugles or trumpets.

Authorized Flags and Flag Equipment

- One Ceremonial Flag of the United States (3' x 5') with staff, American Eagle top mount, harness (flag carrying device), and stand.
- One California State Flag with staff, spear top mount, harness, and stand.
- One Institutional Flag with staff, harness, and stand.
- One Guidon (flag/pennant signifying specific Honor Guard Unit).

When carried in procession with another flag or flags, the Flag of the United States shall have the place of honor at the right; or when there is a line of other flags; our national flag may be *in front* of the center of that line. At all times every precaution shall be taken to prevent the flag from becoming soiled. It shall not be allowed to touch the ground or floor, or to brush against objects.

When the flag is displayed from a staff projecting horizontally, the union (blue field) of the flag shall go clear to the peak of the staff.

At no time shall the Flag of the United States be dipped in salute. Other flags such as the State of California Flag, Institutional Flag, and Guidon shall be dipped "To the Color" (Flag of the United States) during the playing of the national anthem and during the "Pass in Review."

Flags of the United States used to cover caskets shall measure 5' x 9 1/2'. Each institution shall be responsible for providing this flag to the family of the deceased.

When the flag is used to cover a casket at funerals or ceremonies honoring a person deceased, it shall be placed so that the union is at the head and over the left shoulder. The flag shall not be lowered into the grave or allowed to touch the ground.

Weapons and Ammunition

Departmental weapons and ammunition, as authorized in DOM Section 55050, are approved for use by the Honor guard.

Events

- Each institution may elect four public events in their local community in which the Honor Guard will participate.
- The Honor Guard may be used for any National or State event, CDCR event, or other agency events as authorized by the Warden and approved by the Regional Administrator.
- The Honor Guard, with the authorization of the Warden, may perform burial ceremonies for any staff member or public figure when asked by the families or community.
- The Honor Guard members will be relieved of duty and their posts covered according to the institution's policy and, when appropriate, may utilize State vehicles for transportation.

33020.9.8 Crisis Response Team Uniform

The official uniform and insignia for CRT shall be that which is approved and authorized by the EOU. The CRT uniform shall be worn by CRT members only, and only when activated for deployment or training.

The CRT uniform designations, insignia, accessory items, and specifications shall be maintained by the Chief, EOU, Office of Correctional Safety.

33020.10 Regulation Uniform Fire Chief and Firefighter

Regulation Fire Chief and Firefighter uniforms shall be addressed in this DOM Article. For individual garment and/or accessory specifications, refer to this DOM Article and CDCR Uniform Specification Handbook. Items not specifically addressed within DOM, Chapter 3, Article 21 are considered unauthorized.

Note: Departmental Fire Department shoulder patches shall be attached to regulation shirts and jackets.

The following regulation Fire Chief and Firefighter uniforms, garments, and accessories are approved for use:

- Fire Chief Class "A" coat.
- Fire Chief battle jacket (optional).
- Fire Chief blazer (optional).
- Fire Chief Class "A" trouser.
- Fire Chief Class "A" dress shirt.
- Fire Chief Class "A" and "B" hat.
- Fire Chief and Firefighter trousers (optional).
- Fire Chief and Firefighter work uniform trousers (optional).
- Fire Chief and Firefighter Class "B" light weight jacket with or without lining (optional).
- Fire Chief and Firefighter foul weather jacket (optional).
- Fire Chief nameplate (blue lettering on gold plate).
- Fire Services jacket and raincoat (optional).
- Firefighter Class "A" battle jacket.
- Firefighter dress and work shirt (Class "A" and Class "B").
- Firefighter Class "A" trouser (Pacer).
- Firefighter Class "A" and "B" hat.
- Black leather belt.
- Black plain-toe shoes or boots (without buckles).
- Black socks (solid color).
- Regulation badge and collar insignia.
- Black clip-on or velcro fastened tie (solid color).
- Firefighter nameplate (blue lettering on silver plate).

33020.10.1 Official Uniform Fire Chief Class "A"

The below noted uniform shall be worn by all institution Fire Chiefs.

- Regulation double-breasted coat.
- Regulation trousers.
- Black leather belt.
- Black clip-on or velcro fastened tie.
- Round top, white vinyl, fireman's hat with insignia.
- Regulation long sleeve shirt (white).
- Black plain-toe shoes or boots (without buckles); black socks (solid color).
- Regulation Fire Chief badge; hat and collar insignia.
- Fire Service shoulder patch attached to regulation shirt and coat.
- Nameplate (blue lettering on gold plate).

33020.10.2 Official Uniform Firefighter Class "A"

The below noted uniform shall be worn by all institution firefighters.

- Regulation battle jacket, navy blue with insignia.
- Regulation trousers, navy blue color.
- Regulation shirt, white.
- Black leather belt.
- Regulation firefighter hat, (blue) with insignia.
- Black plain-toe shoes or boots (without buckles); black socks (solid color).
- Regulation firefighter badge and collar insignia.
- Black clip-on or velcro fastened tie.
- Departmental Fire Department shoulder patch attached to regulation shirt and jacket.
- Departmental nameplate (blue lettering on silver plate).
- A Firefighter who has been designated as Firefighter Training Specialist/Officer shall wear the same uniform as the Fire Chief. The only difference shall be that the designee shall wear the Firefighter Training Specialist/Officer badge and display only one braid around the dress coat or battle jacket.

33020.11 Optional Uniform - Fire Chief and Firefighter

Specifications for the optional uniform, which may be worn by the Fire Chief and Firefighters may be referred to in the CDCR Uniform Specification Handbook and include the following garments:

- Battle jacket (Fire Chief).
- Blazer (Fire Chief).

- Trousers (Fire Chief and Firefighter).
- Light weight jacket (Fire Chief and Firefighter).
- Lining (Optional).
- Foul weather jacket (Fire Chief and Firefighter).
- Work uniform trousers (Fire Chief and Firefighter).
- Jacket and raincoat (Fire Services).

33020.12 Uniform Accessories

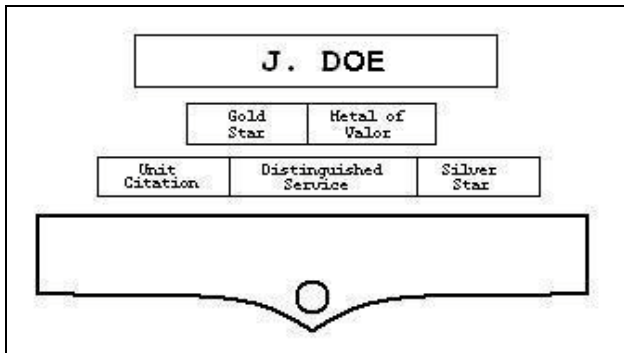
Only approved accessories and equipment as described in DOM, Chapter 3, Article 21 shall be worn on or with the uniform. Items not specifically addressed within this DOM Article are considered unauthorized. For item specification, refer to the CDCR Uniform Specification Handbook.

33020.12.1 Departmental Awards

The CDCR has authorized the awarding and wearing of medals and ribbons to Correctional Peace Officers for both individual and unit awards (refer to DOM, Chapter 3, Article 3). These awards, in the order of their seniority, are: The Medal of Valor; The Corrections Star (Gold); The Corrections Star (Silver); The Corrections Star (Bronze), The Distinguished Service Medal, and the Unit Citation. Nondepartmental awards and citations may be worn upon approval of the Warden. Awards shall be worn on the Class "A" jacket as follows:

- ¼ inch above the right breast pocket. The regulation nameplate shall be placed ¼ inch above the award(s).
- If one award ribbon is worn, it shall be centered on the pocket between the regulation nameplate and the pocket.
- If two award ribbons are worn, they shall be placed end-to-end with the senior ribbon to the inside and centered on the pocket between the regulation nameplate and the pocket.
- If three award ribbons are worn, they shall be placed end-to-end with the senior ribbon to the inside and centered on the pocket between the regulation nameplate and the pocket.
- If four award ribbons are worn, there shall be one row of three ribbons on the bottom as above. The fourth ribbon, most senior, shall be placed singularly and centered above the row of three ribbons with the regulation nameplate ¼ inch above it. The two rows of ribbons shall be ½ inch apart.
- If five award ribbons are worn, there shall be one row of three ribbons on the bottom and one row of two ribbons centered on the top. They shall be ½ inch apart with the regulation nameplate ¼ inch above them.
- If six medals are worn, there shall be one row of three medals on the bottom and one row of three medals on the top. They shall be ½ inch apart with the regulation nameplate ¼ inch above them.

The complete set of ribbons and the order of their placement on the Class "A" jacket is as illustrated.



State Medal of Valor Pin, 25-Year Service Pin, and other State service/award pins shall be worn only on the Class "A" jacket and shall be centered ¼ inch above the nameplate. If two pins are worn, they shall be centered ¼ inch apart and ¼ inch above the nameplate.

The service emblem, employee organization pin, and the Safety Award Pin may be worn as a tiepin. Other tiepins or tie clasps may be worn but shall be small and plain without stones or other decorations. They also shall be gold in color in keeping with the gold color of all other metal accessories. Tiepins depicting handcuffs, pigs, guns, etc., shall not be worn.

33020.12.2 Hat Shields

Departmental hat shields shall be worn by uniformed Correctional Officers, Correctional Sergeants, Correctional Lieutenants, Correctional Captains, Facility Captains, Fire Fighters, and Fire Chiefs. Refer to the CDCR Uniform Specification Handbook for hat shield specifications.

33020.12.3 Departmental Shoulder Emblems

The CDCR has approved two styles of shoulder emblems (patches), one for uniformed Correctional Peace Officers and one for designated fire service employees.

The shoulder patch shall be attached on the left and right sleeves of all uniform coats, jackets, shirts, jumpsuits, and coveralls (with the exception of raingear).

Shoulder patches shall be kept in good condition. When no longer in good condition, they shall be replaced.

Employees shall be responsible for purchasing their own shoulder patches.

Refer to the CDCR Uniform Specification Handbook for shoulder emblem placement and specifications.

33020.12.4 Nameplate

Revised October 19, 2009

All uniform personnel and other personnel who have direct contact with inmates, e.g., teachers, counselors, cooks, nurses, etc., shall wear and clearly display a nameplate.

Nameplates shall be phenolic engraving stock, 3 inches long, by ¾ inch wide, by 3/32 inch thick, with white letters on black stock. The corners may be slightly rounded to protect the wearer's clothing. The name letter size shall be ¼ inch high and shall be composed of the first initial of the first name, followed by a space, followed by the entire last name, centered both top to bottom and side to side. Regulation nameplate shall be worn on the outer garment unless an exception is made by the Warden.

A cloth name label sewn onto the garment is an acceptable substitute for the plastic nameplate for those peace officers wearing jumpsuits, battle jackets, and rain gear. Cloth name labels shall adhere to the following specifications:

- The name label shall have the initial of the staff members first name, followed by a space, followed by the entire last name;
- The name label shall be secured (sewn) above the right breast pocket;
- The name label shall have yellow lettering;
- The background of the name label shall be green/olive;
- The name label shall have ½ inch letters and one-inch tape.

Exceptions

Fire service employees may be allowed to have a Maltese or EMT insignia on the left side of their nameplate, if they qualify for them.

A job steward/board member may add that title to the nameplate as has been the practice (illustrated below). The cost shall be incurred by the employee. The lettering size of such title shall be ¼ inch high. When placed on the nameplate, the grouping of name and title shall be centered both top to bottom and side to side.

Example:



33020.12.5 Service Stripes

Service stripes shall be worn on the left sleeve of the Class "A" jacket and on the left sleeve of the long sleeve shirt. One service stripe shall be worn for each three years of service as a Correctional Peace Officer.

Refer to the CDCR Uniform Specification Handbook for service stripes placement and specifications.

Maltese Cross

For each five years of service with the CDCR, uniformed fire service employees shall wear a Maltese cross on the left sleeve of the Class "A" jacket and on the left sleeve of the long sleeve shirt. The crosses shall be affixed ¾ inch above the departmental stripe of the jacket and ¾ inch above the cuff of the shirt in horizontal row(s).

33020.12.6 Rank Insignia

Collar rank insignia shall be worn by Correctional Captains, Facility Captains, Correctional Lieutenants, Correctional Sergeants, Fire Chiefs, and institution Firefighters. Acting sergeants shall wear collar rank insignia only. Correctional Captains, Facility Captains, and Correctional Lieutenants shall wear rank insignia on the epaulets of regulation jackets and coats.

Refer to the CDCR Uniform Specification Handbook for rank insignia placement and specifications.

33020.12.7 Sleeve Chevrons, Correctional Sergeant

Correctional Sergeant Chevrons shall be worn on each sleeve of the uniform jacket and short and long sleeve shirt. Chevrons shall be three gold stripes on a black background of cotton twill.

Refer to the CDCR Uniform Specification Handbook for sleeve chevron placement and specifications.

33020.12.8 Regulation Tie

The regulation tie specifications shall be as follows:

- Solid black only, no design or decorative texture.
- Smooth surfaced, dry clean only fabric.
- Not to exceed 18 inches in length or to fall below the belt line.
- Clip-on fastener or velcro fastener types only. Tie shall not be square cut on bottom.
- References: Broome 455-BO-3, or equivalent.

33020.12.9 Official CDCR Belt buckle

The Director has approved an official CDCR belt buckle. This buckle is the only buckle that may be worn in place of the standard belt buckle other than the Warden approved institutional belt buckle.

Refer to the CDCR Uniform Specification Handbook for the official CDCR belt buckle specifications.

33020.12.10 Regulation Shoes**Male**

Male employees may wear shoes or boots that meet the following general specifications as items of the regulation uniform:

- Black leather, plain toe, conservatively designed. No buckles. No design in the leather, shall be smooth texture.
- In addition to the plain toe, the toe design shall be round without a bead encircling the toes.
- Shall approximate dress military styling. Shoes shall be shined at all times.
- Heel not to exceed 1½ inches in height.
- No tennis shoes, cowboy, engineer, or logger-style boots.

References

- Boots: Acme 9080 or Rocky 5066.
- Shoes: Rock 2025; Thorogood 1267, 1253, or equivalent.

Female

Female employees may wear shoes or boots that meet the above general specifications.

Note: Pump heels are allowed, but shall not exceed 1½ inches in height, and are to be worn with the skirt only.

References

- Boots: Acme 610.
- Shoes: Rocky 115 or equivalent.

33020.12.11 Miscellaneous Accessories for Uniform Staff

The below-specified accessories may be worn with the regulation uniform as appropriate:

- Sam Browne belt, black with basket-weave design. Metal shall be gold in color.
- Key pouches/clips, gold in color. Chains or lanyards are not permitted.
- Enclosed snapping handcuff case. Black with basket-weave design.
- Flashlight holder shall be ring type on black leather. Metal shall be gold or black in color.
- Side handle baton holder shall be ring type on black leather. Metal shall be gold or black in color.
- Flashlight shall be black in color, either mini-mag, or 3 "C" or 3 "D" cell batteries only.

- Gloves shall be smooth black leather only with no "cut-outs." Both the body of the gloves and the fingers shall remain intact. No alteration of the gloves shall be permitted. Wrist high to 2 inches above the wrist in length. May be lined for warmth. Shall approximate the reference in appearance. References: Damascus #302, or equivalent.

No other accessories shall be worn while in uniform without the approval of the Warden.

There shall be no glass cases or other holders worn on or carried on the belt or affixed to the uniform except as approved by the hiring authority.

33020.13 Departmental Badges

In accordance with the requirements of Penal Code (PC) Section 830.10, the Director has ordered the wearing and possession of the approved departmental regulation dome badge by all uniformed peace officer staff, with the exception of fire department peace officer staff. Uniformed staff includes all part or full-time Medical Technical Assistant (MTA) and custody classification employees where the CDCR considers the uniform as part of their job description. All uniformed staff shall wear the regulation dome badge on the outer garment at all times while on-duty unless exception is made by the Warden. Uniformed fire department peace officer staff shall wear the regulation fire shield in lieu of the regulation dome badge. Nonuniformed staff designated as peace officers shall possess the approved departmental flat badge.

Training Requirements

In accordance with PC 832, all staff designated as peace officers must meet the

PC 832 Peace Officer Standards and Training (POST) requirements prior to being assigned a number and issued a departmental badge. The PC 832 training requirement is met by successfully completing the CDCR's pre-service academy training (i.e., Basic Correctional Officer Academy (BCOA), PC 832 Course, or Division of Adult Parole Operations (DAPO) Academy).

Staff, who are not assigned a number and issued a departmental badge at the completion of their pre-service academy training, shall provide verification of POST certification prior to being assigned a number and issued a departmental badge. Additionally, staff shall provide proof that there has been no break in service since the time POST certification was obtained.

33020.13.1 Procedure for Issuing Badges

The administrator of the Richard A. McGee Correctional Training Center (CTC) shall establish and maintain an accurate and automated record of all departmental badges issued to peace officer employees, excluding the DAPO. The CTC shall issue a badge number to each qualified employee in the peace officer classification in ascending sequential order.

Once a peace officer employee is assigned a badge number, they shall retain their assigned number throughout their entire departmental career.

Badge numbers and badges (State-issued and optional) are assigned and issued solely by the CTC.

Under no circumstance shall badge numbers be assigned, issued, or transferred at the CDCR facility level.

Regulation Dome Badge

The CDCR shall purchase and provide to each uniformed peace officer employee, through the CTC, a numbered regulation domed badge upon the employee's successful completion of the CDCR's pre-service academy training.

Regulation Fire Shield

The CDCR shall purchase and provide to each uniformed fire department peace officer employee, through the CTC, a numbered regulation fire shield upon the employee's successful completion of the CDCR's pre-service academy training.

Flat Pocket Badge

The CDCR shall purchase and provide each nonuniformed peace officer employee, through the CTC, a numbered flat pocket badge upon the employee's successful completion of the CDCR's pre-service academy training.

Optional Badge

All permanent employees, who meet the requirements of PC 830.10 and 832, may purchase an optional dome and/or flat pocket badge(s) that meet departmental specifications if they so desire, but shall bear the cost of the optional badge(s). The optional badge shall bear the same number as the assigned State-issued badge. The total number of badges that can be possessed by any departmental peace officer shall not exceed two dome badges and one flat badge.

All orders for optional badges purchased at the employee's expense shall be placed through the departmental badge coordinator located at the CTC, via the institutional badge coordinator.

DAPO

The DAPO shall provide special badges to all Parole Agents and Parole Administrators. All badges shall be purchased through the current contracted vendor. The Director, DAPO shall establish and maintain an accurate and automated record system for accountability of the DAPO badge number assignments.

Autonomous Branches/Units

Peace officers (with the exception of Parole Agents) assigned to any of the autonomous units/branches within the CDCR shall retain their assigned departmental badge number, and submit to the CTC for the appropriate classification ribbon. Peace officers not in possession of a departmental badge number shall be assigned a number by the CTC with the appropriate classification ribbon, provided all training requirements have been met.

Autonomous units/branches include, but are not limited to, Background Investigations Unit, Classification Services Unit, Inmate Appeals Branch, Office of Correctional Safety Unit, Office of Internal Affairs, Regulation and Policy Management Branch, and Selection and Standards Branch.

Note: Refer to the previous entry "DAPO" for Parole Agent badge request.

Loaner Badges

All loaner badges are issued by the CTC to CDCR facilities for the sole purpose of assigning to employees on a temporary basis while they are awaiting their assigned badge from the current vendor (i.e., addition/removal of ribbons or badge replacement). The CDCR facility is responsible for the temporary assignment, tracking, retrieval, and accountability of all loaner badges assigned to their facility.

Loaner badges shall contain an "L" in the badge number. Any badge not containing an "L" in the number is not considered a loaner badge and should be returned to the CTC immediately for disposition.

33020.13.2 Control of Badges

Due to the inherent threat to departmental security and the possible unlawful uses of peace officer badges, strict controls shall be maintained regarding departmental accountability and employee responsibility in the issue, use, and maintenance of departmental badges.

It is unlawful for any person, including employees of the CDCR not employed in a peace officer classification, unless temporarily assigned to perform peace officer duties and having met the POST requirements, to wear, exhibit, use, or otherwise possess a departmental badge or a facsimile thereof without specific authority to do so.

Employees shall not sell or otherwise transfer their badge to any other person.

Responsibility

Departmental employees possessing State-issued or personal optional badges shall be held specifically responsible for the proper use and control of these badges. Loss or damage of departmentally issued or optional badges resulting from employee negligence, or willful failure to report loss of State-issued or optional badge, shall be cause for adverse action.

Automated Badge Record System

The CDCR has developed an Automated Badge Record System (ABRS) that is located at the CTC. The CTC will be responsible for conducting all business pertaining to the assignment of badge numbers for all peace officer employees (with the exception of peace officers in the Parole Agent series). In the event of a discrepancy in badge number assignments, the number identified as the employee's, as documented in the ABRS, shall supersede any number carried by an employee or institution.

Uniform Inspections

In conjunction with the DOM 33020.4, Inspections, all institutions shall conduct an annual audit of their assigned peace officers' badges. The audit shall provide employee's name, last four digits of their social security number, badge number, and total number of badges possessed. Badge numbers shall be obtained through visual verification. All audits shall be forwarded to the Departmental Badge Coordinator at the CTC upon completion. Current rosters can be obtained from the CTC prior to conducting the audit.

Lost or Stolen

In the event that a State-issued or optional badge is lost, stolen, or damaged, the employee responsible for the badge shall submit a detailed written report of the circumstances within 24 hours of the discovery. The report shall be submitted to the senior administrator of the CDCR facility where the

employee is assigned. DAPO staff shall submit the report to the appropriate Regional Administrator. Headquarter staff shall submit the report to the Chief, Office of Investigative Services.

The senior facility administrator, upon knowledge that a badge has been lost or stolen, shall:

- Cause a notice to be placed at the entrance gates of all institutions and copies of the notice to be mailed to local law enforcement agencies, facility's badge coordinator, and the CTC. The notice shall contain the badge number, type of badge (dome or flat pocket), and the specific circumstances surrounding the loss or theft of the badge.
- After investigation and considering the facts submitted, determine whether the loss or damage was due to negligence of the responsible employee and party responsible for replacement.
- Take appropriate action as indicated by the circumstances revealed during the inquiry.
- The facility's badge coordinator shall order a replacement badge from the CTC.

Replacement badges (State or employee's expense) shall not be ordered prior to 30-days from discovery to insure that every attempt is made to recover any lost or stolen badge.

Note: These procedures for replacement in no way restrict the CDCR facility from issuing a loaner badge to the responsible employee until the replacement badge is delivered to the facility.

Lost or stolen optional badges shall not be replaced by the CDCR. The employee, however, retains the right to submit a claim through the established Victim Compensation and Government Claims Board procedures if circumstances warrant. Authorization to replace a lost or stolen optional badge may be withheld by the Warden if such loss was as a result of negligence in exercising proper control over the badge. Replacement may be permitted, at the expense of the employee, after a 30-day waiting period.

Damaged

The damaged badge shall be replaced with a badge bearing the same number as the original State-issued badge. After investigation and considering the facts submitted, the senior facility administrator shall make a determination whether the damaged badge will be replaced by the CDCR or the employee. The facility badge coordinator shall forward the damaged badge and report to the CTC for destruction and order the replacement through the CTC.

Promotions or Transfers

All peace officer employees receiving promotions or transfers to another CDCR facility shall retain their State-issued and optional badge(s). The receiving CDCR facility shall have the ribbon of the employee's promotional rank or classification, if appropriate, affixed at the bottom of one existing badge. The institution or other CDCR facility shall issue the employee a loaner badge until the original badge is received from the vendor with the appropriate ribbon of rank or classification affixed. The original badge shall then be returned to the employee and if the employee was assigned a loaner badge, it shall then be returned by the employee.

Termination of State Service

All Correctional Peace Officer employees terminating State service, transferring to a non-peace officer classification within the CDCR, or transferring to another State agency shall surrender all badge(s)(State-issued and optional) to the CDCR facility badge coordinator processing the personnel action. Information regarding the total number of badges the separating employee has in possession can be obtained from the Departmental Badge Coordinator located at the CTC. All badges, including employee's name, type of separation, and effective date shall be returned to the CTC for disposition. Reimbursement for optional badges can be obtained by completing a STD. 262-A, Travel Explain Claim, through the separating institution's Accounting Office.

Retirement from State Service

Correctional Peace Officer employees retiring from State service shall surrender their State-issued badge to the facility's badge coordinator, and may request a retired flat badge with holder upon arrival of their retirement. The retired badge procedure is not automatic and should be initiated by the CDCR facility's badge coordinator.

Retiring employees possessing any optional badge(s) may surrender them to the facility's badge coordinator for reimbursement at the current, fair market value. Current, fair market value is defined as the prices charged by the contracted vendor at the time of retirement. Reimbursement of any optional badge(s) is not automatic; it is the responsibility of the retiree to submit a Travel Expense Claim to their Accounting Office for reimbursement.

All badges, including name, type of retirement, and effective date shall be forwarded to the CTC by the facility's badge coordinator for disposition.

Irresponsible or unethical conduct or conduct which brings discredit upon yourself and/or the CDCR shall result in forfeiture of all rights and privileges associated with the issuance of the badge and will require immediate surrender of the badge.

Under no circumstances are badges assigned to retired peace officers to be retained by the CDCR facility and utilized as loaner badges.

Deceased Employee

In the event of a Correctional Peace Officer employee's death, all State-issued and optional badge(s) shall be relinquished to the processing CDCR facility.

Upon written request by the Warden or designee, the State-issued badge may be retained by the processing CDCR facility for the sole purpose of affixing it to a plaque or other symbol of remembrance. With the written approval of the Director, the badge number of a deceased Correctional Peace Officer can be assigned or reassigned to a family member.

All badges, including name, type of separation, and effective date shall be forwarded to the CTC for disposition.

Under no circumstances are badges assigned to deceased Correctional Peace Officers to be retained by the CDCR facility and utilized as loaner badges.

33020.13.3 Specifications

All uniformed personnel and nonuniformed employees designated as peace officers pursuant to California Code of Regulations (CCR), Title 15, Division 3, shall receive a departmental badge. For badge specifications, refer to this DOM Article and the CDCR Uniform Specification Handbook.

33020.14 Regulation Uniform – MTA Series

MTAs and Senior (Sr.) MTAs shall wear the uniform specified in this Section. For uniform specifications refer to this DOM Article and the CDCR Uniform Specification Handbook. In cases of specialty areas, such as surgery or administration, the individual institution may specify other dress codes. All MTAs and Sr. MTAs shall wear the below specified uniform:

- Regulation trousers – the CDCR approved olive green Class "B" Cargo Pant.
- Black belt, solid in color.
- Black socks, solid in color.
- Regulation Class "B" long/short sleeve shirt; silver-tan tropical, to be worn closed and tucked into trousers.
- Black plain toe shoe or boots conservatively designed without buckle.
- Regulation departmental badge.
- Departmental shoulder patch attached to the sleeves of regulation shirt.
- Departmental nameplate (white letters on black plate).
- Whistle (gold in color).
- Medical caduceus insignia (patch/pin).

Service Stripes [Optional]

If service stripes are worn, service stripes shall be worn on the left sleeve of the long sleeve regulation shirt. Service stripes shall be affixed ¾ inches above the cuff of the shirt. One service stripe shall be worn for each three years of service as a MTA. Service stripes shall be gold thread sewn to a black felt material background with a heat-seal treatment on the back. The overall size of each service stripe is approximately 7/8 inch by 2 inches. Service stripes shall be sewn on the garment with black thread sewn along the border of the stripe.

MTA Cap

MTA Cap may be worn with the MTA uniform. The MTA Cap shall be worn in the bill forward position and be worn/maintained in a manner so as not to bring discredit to the uniform or CDCR.

Medical Caduceus Insignia

MTAs shall affix the medical caduceus insignia patch or medical caduceus pin above the nameplate. The medical caduceus pin shall be gold colored and ¾ inch (not to exceed one inch).

Sr. MTAs shall affix a medical caduceus pin ½ inch and parallel from the inner edge of the left collar. The chevrons, as specified in DOM 33020.12.6, shall be worn ½ inch and parallel from the inner edge of the right collar. The bottom edge of the insignia shall be 1 inch from the collar point.

Regulation Shoes

MTA employees may wear shoes or boots that meet the following general specifications as items of the regulation uniform:

- Black, plain toe, conservatively designed. No buckles.

Undergarments

The undergarment specifications shall be as follows:

- Undershirts may be worn by both men and women in uniform. If worn, the shirt must be T-shirt style, solid white in color, and of a smooth finish. No designs or other colors are permitted. No fish net or other ventilated styles are permitted.
- Socks, for both men and women, shall be solid black in color. No designs are permitted.

Departmental Shoulder Patch

Refer to DOM 33020.12.3.

Personal Grooming Standards

Refer to DOM 33020.6.

Nameplate

Refer to DOM 33020.12.4.

MTA Jacket

MTA jacket shall be conservative in style and color. The MTAs may also use the departmental approved jacket and departmental approved sweater.

Foul Weather Jacket

MTA foul weather jacket shall be conservative in style and color. The MTAs may also use the departmental approved foul weather jacket.

MTA Maternity Uniform

Refer to DOM 33020.8.2.

33020.15 Regulation Uniform – Food Services Employees

All supervising cooks, bakers, butcher/meat cutters, and food services workers shall wear the departmentally approved uniform to distinguish them from inmates assigned to food services duties.

Regulation food service uniforms shall consist of:

- Trouser.
- Shirt.
- Cap.
- Jacket.
- Jumpsuit (brown).
- Shoes.
- Smock.

The following items are mandatory accessories:

- Belt, brown/black in color.
- Key ring holder.
- Whistle.
- Departmental nameplate.

The following items are non-mandatory accessories:

- Alarm holder.
- Flashlight.

Individual garment specifications may be referred to in the CDCR Uniform Specification Handbook. Items not specifically addressed within this DOM Article are considered unauthorized.

Food service employees shall report to their assignment in clean uniforms that are in good condition.

33020.16 Protective Vests

Revised May 27, 2008

Protective Vests are California Department of Corrections and Rehabilitation (CDCR) approved items of safety equipment designed and manufactured to resist penetration of bullets, inmate/ward manufactured knives, ice picks, and other sharp objects. Protective vest types include Ballistic Vests, Combination Vests, and Stab Resistant Vests. The individual level and type of protection offered by these protective vests is dependent upon the individual vest characteristics.

For CDCR peace officer employees, the ability to wear a protective vest is an essential function of the job regardless of the regular wear expectations of their individual post or duty assignment. Each CDCR peace officer might at any time be assigned to a post or be required to participate in a specific operation wherein vest wear is mandatory.

33020.16.1 Definitions

Ballistic Vest: A Ballistic Vest is designed to cover specific portions of the wearer's body to resist penetration by a bullet.

Combination Vest: A Combination Vest is designed to cover specific portions of the wearer's body to resist penetration by inmate manufactured knives, ice picks, other sharp objects and bullets.

Cover: A vest cover is the holder for the vest panel. The cover shall be appropriately sized to maintain the position of the panel upon the wearer's body as designed by the manufacturer.

CDCR owned vest and/or cover: A CDCR owned vest and/or cover is purchased by the CDCR and is State property. Each CDCR owned vest and/or cover shall be maintained by the employee to whom they are issued in accordance with CDCR mandates. The vest and/or cover shall stay under the control of the issued employee until the vest and/or cover is replaced with another CDCR owned vest and/or cover, or the employee purchases a personally owned vest and/or cover, or the employee separates from the CDCR, or the employee transfers to another CDCR division/unit that requires a different type of vest and/or cover than the employee was issued, or where vest wear is not mandatory as described in this section.

Personally owned vests and/or covers: A personally owned vest and/or cover is a vest and/or cover that an authorized employee (as noted in this section) chooses to purchase and maintain at his/her own expense. A personally owned vest and/or cover must meet or exceed the requirements of the specific vest type. Personally owned vest covers that are used with CDCR owned vest panels must be specifically designed to fit the specific CDCR owned vest panel.

It is the responsibility of each employee that purchases a personally owned vest/cover to notify the Vest Control Person (VCP) prior to wearing the vest/cover to work so that inventory control measures can be initiated. The employee shall also provide that vest/cover to the VCP annually for inspection at the time and date established by the VCP.

Stab Resistant Vest: A Stab Resistant Vest is designed to cover specific portions of the wearer's body to resist penetration by inmate manufactured knives, ice picks, and other sharp objects.

Standby Vest Pool: Each institution/division/facility/unit shall maintain a Standby Vest Pool. The Standby Vest Pool shall contain sufficient vest and cover types, amounts and sizes, at the discretion of each Warden/Superintendent/Division Head, to supply to personnel who are temporarily required to wear a vest as described in this section. Standby Vest Pool vests will be issued to:

- Employees who are required to wear a vest but have not been permanently issued a vest. If such an employee works full time in a unit wherein vest wear is mandatory (as defined in this policy), the Warden/Superintendent/Division Head may elect to issue a vest from the Standby Pool to that employee for the duration of their assignment in the unit.
- Employees who do not have their permanently issued vest with them when they report for duty.
- Employees/official visitors that enter Special Housing Units, as described in this policy.

Correctional Training Center or Juvenile Justice Training Center employees and cadets that use Standby Pool Vests shall wear these vests under the outer uniform shirt/jumpsuit.

Vest Control Person: The institutional/facility/division/unit VCP shall manage and maintain, under the responsibility of the respective Warden/Superintendent/Division Head, the institution/division/unit inventory of CDCR and personally owned vests and/or covers. It will be the responsibility of each institutional/facility/division/unit VCP to coordinate their needs with the CDCR VCP. The CDCR VCP shall have overall responsibility for managing the departmental vest inventory.

Vest panel: A vest panel is the protective material held by the vest cover.

33020.16.2 Wear Authorizations and Requirements

Revised January 2010

Ballistic Vest:

Wear Authorizations:

The Ballistic Vest is authorized for wear by the following employees:

- Office of Correctional Safety.
- Office of Internal Affairs.
- Division of Adult Parole Operations and Division of Youth Parole Operations agents.

- Basic Correctional Officer Academy Firearms Instructors.

Wear Requirements:

- The Ballistic Vest shall be worn only in the manner prescribed by the manufacturer and the CDCR.
- For normal wear, the Ballistic Vest shall be worn concealed under the outer uniform shirt, blouse/shirt, or jumpsuit for the duration of the shift unless otherwise provided for in this section.
- Once a CDCR owned Ballistic Vest has been issued to an employee, wear of the vest is mandatory while that employee is on duty unless otherwise approved for by the appropriate Chief Deputy Secretary/Assistant Secretary.
- Outer wear of the Ballistic Vest is authorized only with the use of a CDCR approved outerwear cover (e.g. tactical, firearms instructor, or raid vest) and when there is an identified operational need to do so.
- If an employee chooses to purchase a personally owned Ballistic Vest and/or cover, the wear requirements are the same as those pertaining to a CDCR owned vest.

Combination Vest

Wear authorizations:

The Combination Vest is authorized for wear by the following employees:

- Community Correctional Facility (CCF)/Modified Community Correctional Facility (MCCF) peace officers who have transportation responsibilities.
- Juvenile Justice Conservation Camp peace officers who have transportation responsibilities.
- Crisis Response Team (CRT) members or Juvenile Justice Tactical Team members.
- Adult Operations Transportation Unit and Juvenile Justice Transportation Unit Correctional Officers, Youth Correctional Officers, Sergeants, Lieutenants, and Captain.
- Adult Operations or Juvenile Justice institutional/facility transportation team Correctional Officers, Youth Correctional Officers, Sergeants, Lieutenants, or other CDCR peace officers.
- Adult Operations, Institutional Investigative Services Unit Correctional Officers, Sergeants, and Lieutenants, and Juvenile Justice, Disciplinary Decision Making System Lieutenants.
- Medical Guarding Unit/hospital coverage Correctional Officers, Youth Correctional Officers, Sergeants, and Lieutenants.
- Office of Substance Abuse Programs agents.
- Basic Correctional Officer Academy Firearms Instructors.

Wear Requirements:

- The Combination Vest shall be worn only in the manner prescribed by the manufacturer and the CDCR.
- For normal wear, the Combination Vest shall be worn concealed under the outer uniform shirt, blouse/shirt, or jumpsuit for the duration of the shift unless otherwise provided for in this section.
- Outer wear of the Combination Vest is authorized only with the use of a CDCR approved outer wear cover (e.g. tactical, firearms instructor, or raid vest) and when there is an identified operational need to do so.
- Once a CDCR owned Combination Vest has been issued to an employee, wear of the vest is mandatory while that employee is on duty unless otherwise approved for by the appropriate Chief Deputy Secretary/Assistant Secretary.
- If an employee chooses to purchase a personally owned Combination Vest and/or Cover, the wear requirements are the same as those pertaining to a CDCR owned vest.

Stab Resistant Vest

Wear authorizations:

The Stab Resistant Vest is authorized for wear by the following employees:

- All institutional/facility Correctional Officers, Youth Correctional Officers, Correctional Counselors, Youth Correctional Counselors, Senior Youth Correctional Counselors, Medical Technical Assistants, Sergeants, and Lieutenants.
- Other employees as mandated in the Stab Resistant Vest Wear Requirements section.
- Any employee who chooses to purchase a personally owned Stab Resistant Vest/Cover.

Wear Requirements:

- The Stab Resistant Vest shall be worn only in the manner prescribed by the manufacturer and the CDCR.
- For normal wear, the Stab Resistant Vest shall be worn concealed under the outer uniform shirt, blouse/shirt, or jumpsuit for the duration of the shift unless otherwise provided for in this section.
- Once a CDCR owned Stab Resistant Vest has been issued wear of the vest is mandatory while that employee is on duty unless provided for in this section.
- If an employee chooses to purchase a personally owned Stab Resistant Vest and/or Cover, the wear requirements are the same as those pertaining to a CDCR owned Stab Resistant Vest.
- Correctional Training Center or Juvenile Justice Training Center Stab Resistant Vests shall be worn concealed under the outer uniform shirt, shirt/blouse, or jumpsuit.

Special Units

The following requirements for wear of a Stab Resistant Vest in designated special units shall be complied with:

All CDCR employees, regardless of personnel classification, entering a Security Housing Unit (SHU), Special Management Program (SMP), Administrative Segregation Unit (ASU), Temporary Detention Unit (TDU), Condemned Housing Unit, Psychiatric Services Unit (PSU), Special Behavioral Treatment Program (SBTP), shall wear a Stab Resistant Vest when the employee is:

- In direct contact of inmates/wards/patients within the aforementioned units (unrestrained or restrained).
- Escorting inmates/wards/patients housed within the aforementioned units anywhere on institution grounds.
- On the aforementioned unit tiers.

Stab Resistant Vest wear requirements shall extend to all official visitors (including but not limited to contractors, religious advisors, outside law enforcement personnel, legal representatives, etc.) of each unit as described in this section.

Stab Resistant Vests temporarily issued from a unit/institution/facility/division Special Unit Standby Vest Pool are approved for outer wear.

Correctional Officers, Youth Correctional Officers, Correctional Counselors, Youth Correctional Counselors, Senior Youth Correctional Counselors, Sergeants, Lieutenants, Medical Technical Assistants, Senior Medical Technical Assistants, or Supervising Medical Technical Assistants entering a unit such as a Correctional Treatment Center (CTC), Outpatient Housing Unit (OHU) General Acute Care Hospital (GACH), Intermediate Care Facility (ICF), or any Department of Mental Health (DMH) Unit/Facility, shall wear a Stab Resistant Vest when the employee is:

- In direct contact with inmates/wards/patients within the aforementioned units (unrestrained or restrained).
- Escorting inmates/wards/patients housed within the aforementioned units anywhere on institution grounds.
- On the aforementioned unit tiers.

All other staff entering a unit such as a CTC, OHU, GACH, ICF, or any DMH Unit/Facility, shall have the option to wear a Stab Resistant Vest (obtained from the Standby Pool or from the respective VCP) when the employee is:

- In direct contact with inmates/wards/patients within the aforementioned units (unrestrained or restrained).
- Escorting inmates/wards/patients housed within the aforementioned units anywhere on institution grounds.
- On the aforementioned unit tiers.

General Information

Correctional Officers, Youth Correctional Officers, Youth Correctional Counselors, Senior Youth Correctional Counselors, Sergeants, and Lieutenants assigned to Juvenile Justice facilities in areas other than described in the above Stab Resistant Vest, Wear Requirements section, and Adult or Juvenile Justice Conservation Camps shall wear Stab Resistant Vests while on duty, unless otherwise authorized by the Chief Deputy Secretary, Adult Operations/Chief Deputy Secretary, Juvenile Justice. Stab Resistant Vests shall be worn if the aforementioned Correctional Officer, Youth Correctional Officer, Youth Correctional Counselor, Senior Youth Correctional Counselor, Sergeant, or Lieutenant enters an Adult Operations

male institution secure perimeter during the course of the performance of their duties, unless otherwise authorized by the Chief Deputy Secretary, Adult Operations/Chief Deputy Secretary, Juvenile Justice.

Correctional Officers, Youth Correctional Officers, Youth Correctional Counselors, Senior Youth Correctional Counselors, Sergeants, and Lieutenants who work in Adult Operations or Juvenile Justice female institutions/facilities in areas other than described in the above Stab Resistant Vest, Wear Requirements section, shall be issued a vest unless otherwise authorized by the Chief Deputy Secretary, Adult Operations/Chief Deputy Secretary, Juvenile Justice and as specified in the respective DOM Supplement as described in DOM Section 33020.16.6.

Committee members in any SHU, SMP, ASU, TDU, PSU, SBTP, Inter Disciplinary Treatment Team, Youth Authority Administrative Committee (YACC), CTC or OHU shall wear a Stab Resistant Vest unless otherwise authorized by the Chief Deputy Secretary, Adult Operations/Chief Deputy Secretary, Juvenile Justice and as specified in the respective DOM Supplement as described in DOM Section 33020.16.6.

It is the intent of the CDCR, based upon available funding, to provide the appropriate vest to designated peace officer employees upon, or as soon as possible, after their graduation from their academy. Supervisors have the authority to verify that an employee is wearing his/her vest in accordance with the mandates of this policy.

Refusal to wear a vest: As vest wear is an essential function of the job for CDCR peace officer personnel and mandated for all employees in specific units as identified in this policy, any employee, who has been issued, either permanently or temporarily, a protective vest and then refuses to wear the vest in accordance with CDCR mandates, shall be subject to progressive disciplinary action.

Non-possession of issued vest: In the event that an employee who has been issued a vest, or is mandated to wear a vest, is not in possession of his/her vest when reporting for duty, the following shall occur:

- If a Standby Pool Vest is available, a vest may be temporarily issued to the employee for the duration of that employee's shift. In the event the employee's vest has been lost or stolen, this might require the assignment of a Pool Vest to that employee.
- If the employee does not report to work with his/her vest, the employee may be sent home to retrieve the vest on his/her own time prior to being allowed to report for work. This decision shall be made at the discretion of the Warden/Superintendent/Division Head, or their designee.
- Progressive disciplinary action shall be initiated.

When a protective vest has been issued to an employee but is not being worn (e.g. off duty or on-duty periods wherein wear is not mandated), the vest shall be stored in locations that prevent inmate/ward/parolee access. The storage area should be climate controlled, not be subject to extreme high or low temperatures or excessive humidity, and should allow for vest storage in accordance with the manufacturer's wear and care recommendations. Care must be taken to prevent the vest from being stolen while off duty.

33020.16.3 Procurement

The CDCR VCP shall be responsible for coordinating the purchasing and scheduling for sizing dates of CDCR protective vests from vendors identified by approved contracts.

Institutions/divisions/facilities/units shall ensure that an appropriate quantity and size selection is available for their Standby Pool. The CDCR VCP shall adhere to policy and procedure governing the purchase/procurement of equipment.

As protective vests are received by the institution/division/facility/unit from the manufacturer, the required inventory processes will be accomplished as quickly as possible to facilitate expedient availability of the protective vest to the end user.

33020.16.4 Accountability and Replacement

The procedures for accountability and replacement of CDCR and personally owned protective vests are as follows:

Accountability

Each Warden/Superintendent/Division Head shall appoint a VCP who shall receive, inventory, and manage the institution's/division's/facility's/unit's protective vests program. The VCP shall provide monthly CDCR vest inventory reports (including specific information related to inventory discrepancies) directly to the Chief Deputy Warden/Division Head/Chief of Security, who is responsible for the accountability of the institution's/division's/facility's/unit's protective vests.

The VCP shall maintain an ongoing inventory of all CDCR and personally owned vests in his/her area of responsibility via the CDCR approved vest inventory tracking program. The institution/division/facility/unit VCP shall submit a quarterly inventory report to the CDCR VCP. The institution/division/facility/unit head shall ensure the accuracy of this report.

The CDCR Form 2155, CDCR Personal Protective Vest Issuance Acknowledgement Form, shall be used to facilitate protective vest inspection. The institution/division/facility/unit VCP shall maintain the CDCR 2155 for the duration of use of each vest.

Each CDCR owned vest/cover shall be documented on the CDCR 2155.

Personally owned vests and/or covers must be presented by the employee to the VCP prior to use and then annually thereafter for review. The VCP shall inspect the personally owned vest and/or cover to ensure that it complies with CDCR requirements. The VCP shall then input the personally owned vest and/or cover into their inventory. Any employee who chooses to wear a personally owned vest and/or cover must surrender any CDCR owned vest and/or cover in their possession to the VCP.

The institution/division/facility/unit VCP shall annually verify the inventory and wearability of each CDCR or personally owned vests and/or covers in their area of responsibility. This will require a physical inspection of each protective vest/cover. The CDCR Form 2154, CDCR Protective Vest Inspection Form, shall be used to facilitate protective vest inspection. The institution/division/facility/unit VCP shall maintain the CDCR 2154 for the duration of use of each vest.

If the VCP determines a CDCR owned vest and/or cover used by an employee is not serviceable, the VCP shall inform the employee he/she is no longer authorized to wear the non-serviceable vest/cover. The VCP shall issue the employee a CDCR owned pool vest and/or cover(s). The VCP shall note this fact on the CDCR 2155 and provide the employee with a signed copy of the CDCR 2154.

If the VCP determines a personally owned vest and/or cover used by an employee (who would normally be issued for regular use a CDCR owned vest) is not serviceable, the VCP shall inform the employee he/she is no longer authorized to wear the non-serviceable vest/cover. The VCP shall issue the employee a replacement CDCR owned vest and/or cover(s). The VCP shall note this fact on the CDCR 2155 and provide the employee with a signed copy of the CDCR 2154. The employee may acquire another personally owned vest and/or cover at his/her expense to replace the disapproved vest and/or cover.

If the VCP determines that a personally owned vest and/or cover used by an employee not mandated to wear a vest and/or cover is no longer serviceable, the employee shall be informed that he/she is no longer authorized to wear that personally owned vest and/or cover. The VCP shall note this fact on the CDCR 2154 and provide the employee with a signed copy of this form. The employee may acquire another personally owned vest and/or cover at his/her expense to replace the disapproved vest and/or cover.

In the event an employee who has been issued a CDCR owned vest/cover or who has purchased a personally owned vest/cover transfers to or is placed at a different CDCR institution/division/facility/unit, he/she shall be allowed to take his/her CDCR owned vest and/or cover(s) or personally owned vest and/or cover(s) with him/her. The affected VCP shall ensure all CDCR procedures regarding property transfer are used to track the transfer of such vests and/or covers. The sending VCP shall ensure the receiving VCP receives a copy of the CDCR 2155 and/or CDCR 2154 related to that employee's vest.

In the event an employee who has been issued a CDCR owned vest/cover transfers to or is placed at a CDCR institution/division/facility/unit where vest wear is not regularly required (i.e. Headquarters) or if a different type of vest (combination vest or ballistic vest) will be issued to the transferring employee by the receiving unit, the VCP shall ensure the transferring employee's CDCR owned vest and/or cover is confiscated and, if the vest and/or covers are serviceable, that they are placed into the sending institution's/division's/facility's/unit's Standby Vest Pool or are appropriately used as deemed necessary by the VCP or CDCR VCP.

The VCP, under the guidance of the institution/division/facility head, shall issue a vest from the Standby Vest Pool to an employee who undergoes any significant body shape change or weight change that would render his/her issued vest ineffective. If the employee's originally issued vest is serviceable, it will be placed into the Standby Vest Pool or be used appropriately as deemed necessary by the VCP or CDCR VCP.

In the event an employee that has been issued a CDCR owned protective vest retires, resigns, or otherwise separates from the CDCR, the CDCR owned vest and/or covers shall be surrendered to the VCP during the check out

process. If the employee's vest is serviceable, it will be placed into the Standby Vest Pool or be used appropriately as deemed necessary by the VCP or CDCR VCP.

Vest inventories shall be facilitated via the use of the CDCR 2154 and 2155. The VCP shall maintain the CDCR 2154 and 2155 for the duration of use of each vest and for three years after the disposal of each vest.

The CDCR VCP shall work in coordination with the institution/division/facility/unit VCPs to maintain an accurate CDCR protective vest inventory. The CDCR VCP shall ensure that excess protective vest inventories at any CDCR site are identified and, if required, transferred to another site that might need these protective vest resources before any supplemental protective vest purchase is initiated.

Replacement

Replacement of the CDCR protective vest panels and covers shall be accomplished as follows:

Vest covers shall be replaced by the institution/division/facility/unit when the covers are no longer serviceable. The VCP shall ensure that worn CDCR owned vest covers are replaced before the cover becomes unable to maintain the position of the vest panels upon the body of the wearer as designed by the manufacturer.

CDCR owned vest panels shall be replaced prior to the expiration of manufacturer's warranty period.

Personally owned vest panels shall be replaced at the employee's expense prior to the expiration of the manufacturer's warranty period. If the employee mandated to wear a vest chooses to not purchase another personally owned vest and/or cover, the VCP shall ensure this employee is issued a CDCR owned vest and/or cover.

CDCR owned or personally owned vests, panels and/or covers determined to be unserviceable due to normal wear shall be documented in the institution's/division's/facility's/unit's vest inventory program with the following information:

- Manufacturer.
- Vest model number.
- Type and threat level (Spike III, Ballistic II, etc.).
- Serial number of vest panels. If there are different serial numbers on the front and back panel of the same vests, these shall be separately noted with a designation of "F" for the front panel and "B" for the back panel.
- Lot number.
- Manufacture date.
- Male/Female vest.
- Name of assigned staff.
- Job classification.
- Date placed into service.
- Current unit in which used.
- Type of damage sustained.
- Remedial action (disposed, etc.).

CDCR owned or personally owned vests, panels and/or covers determined to be unserviceable due to damage beyond normal wear (such as being collected for evidentiary reasons), but not due to negligence shall be documented in the institution's/division's/facility's/unit's monthly VCP inventory report with the following information:

- Manufacturer.
- Vest model number.
- Type and threat level (Spike III, Ballistic II, etc.).
- Serial number of vest panels. If there are different serial numbers on the front and back panel of the same vests, these shall be separately noted with a designation of "F" for the front panel and "B" for the back panel.
- Lot number.
- Male/Female vest.
- Name of assigned staff.
- Job classification.
- Date placed into service.
- Current unit in which used.
- Type of damage sustained.

- Brief description of circumstance and corrective action, if any.
- Remedial action (disposed, placed into evidence, etc).

CDCR owned vests, panels, and/or covers determined to be unserviceable due to negligence, intentional destruction, lost, stolen or damaged will be reported verbally and in writing by the affected employee to the VCP by the next business day and the VCP shall issue the employee another CDCR vest/panel/cover if person is required to be personally issued a vest. The written report from the employee must include a complete statement of circumstances surrounding the incident that led to the negligence, destruction, or loss. This information shall be contained in the institution's/division's/facility's/unit's monthly VCP inventory report with the following information:

- Manufacturer.
- Vest model number.
- Type and threat level (Spike III, Ballistic II, etc.).
- Serial number of vest panels. If there are different serial numbers on the front and back panel of the same vests, these shall be separately noted with a designation of "F" for the front panel and "B" for the back panel.
- Lot number.
- Male/Female vest.
- Name of assigned staff.
- Job classification.
- Date placed into service.
- Current unit in which used.
- Type of damage sustained.
- Brief description of circumstance and corrective action, if any.
- Remedial action (disciplinary action, etc.).

Lost, stolen or damaged CDCR protective vests shall be replaced in accordance with the State Administrative Manual, Section 8643; Lost, Stolen, or Destroyed Property.

Disposal of protective vests/covers must be coordinated through the CDCR VCP and be accomplished in accordance with CDCR policy and other applicable regulations.

33020.16.5 Training

The CDCR VCP shall provide training to persons assigned as a VCP. A VCP cannot conduct annual vest inspections unless they have received VCP training.

Upon issuance of a CDCR owned vest and/or cover(s), the VCP shall provide On the Job training (OJT) on the wear and care of the vest. Each In-Service Training Manager/Officer or Unit Training Coordinator/Officer or Regional Training Coordinator shall establish and maintain appropriate documentation reflecting this OJT. The proof of training record shall be maintained in the employee's training file.

If an employee chooses to purchase a personally owned vest and/or cover, the VCP shall coordinate with the IST Manager/Officer or Unit Training Coordinator/Officer the appropriate training for that employee when the VCP becomes aware of this vest.

33020.16.6 DOM Supplements

Each department/institution/division/facility/unit that has protective vests in its inventory shall establish and review annually a DOM Supplement entitled "Protective Vests" that shall include the specific Department/institution/division/facility/unit procedures for vest program management.

These might include, but are not limited to:

- The resources required to provide protective vests for off-institution/facility duties (Medical Guarding Units, hospital coverage, transportation teams, etc.) and the procedures for issuance of these vests from the Standby Vest Pool.
- Identification of a vest storage location(s): Each institution/division/facility/unit shall designate a location for their Standby Vest Pool. Each location:
 - Shall prevent inmate, ward, or parolee access to vest panels.
 - Should be climate controlled, not be subject to extreme high or low temperatures or excessive humidity, and should allow for vest storage in accordance with the manufacturer's wear and care recommendations.
- Designation of a VCP by position title and number.

- Procedures for conducting inventories.
- Procedures for procurement and replacement of vests and/or covers, as required. Replacement must occur before the manufacturer's warranty expiration date.
- The procedures and requirements for using the CDCR 2154.
- The procedures and requirements for using the CDCR 2155.
- Mandatory wear provisions that exceed the requirements of DOM Section 33020.16.2.
- Standby Vest Pool management, issuance, and return procedures. These shall include the specific procedures for cleaning and care, including:
 - The designation of an employee, by duty assignment, to be responsible for the cleaning and maintenance of the Standby Vest Pool vest panels and covers.
 - Provisions to ensure that the Standby Vest Pool vest panels are cleaned in accordance with the manufacturer's specifications and without inmate/ward/parolee contact. Vest covers can be laundered by inmates/ward/parolees with appropriate supervision.
- A detailed schedule for cleaning Standby Vest Pool components (cover and panels). In Standby Vest Pool situations, protective vests that have been worn shall be cleaned at least weekly. Protective vests shall be cleaned before they are reissued if they are contaminated. This may require the acquisition of extra covers to facilitate the required cleaning.
- Specific identification of a contracted cleaner if there are not resources available at the respective site to facilitate protective vest cleaning in accordance with this section. This should also include the required inventory process (including transport to and from the cleaner) to ensure accountability. Cleaning requirements might require the purchase of additional covers.

33020.16.7 Revisions

Revised July 27, 2010

The Assistant Secretary, Office of Correctional Safety or his/her designee shall ensure that the content of this DOM Article is accurate and current.

33020.16.8 References

Revised July 27, 2010

PC 830.10 and 832, CCR, Title 15, Division 3, Section 3291(b), California State Administrative Manual, Section 8643.

ARTICLE 22 –EMPLOYEE DISCIPLINE

Effective January 2006

33030.1 Policy

All disciplinary action shall be imposed in a fair, objective, and impartial manner, and the California Department of Corrections and Rehabilitation (Department) shall consistently apply accepted principles of due process and progressive discipline when corrective or adverse action is imposed.

33030.2 Purpose

To ensure effective and efficient departmental operations and employee adherence to reasonable and acceptable rules of conduct and performance.

33030.3 Employee Performance Standards

33030.3.1 Code of Conduct

As employees and appointees of the Department, we are expected to perform our duties, at all times, as follows:

- Demonstrate professionalism, honesty, and integrity;
- Accept responsibility for our actions and their consequences;
- Appreciate differences in people, their ideas, and opinions;
- Treat fellow employees, inmates, wards, parolees, victims, their families, and the public with dignity and respect;
- Respect the rights of others and treat them fairly regardless of race, color, national origin, ancestry, gender, religion, marital status, age, disability, medical condition, pregnancy, sexual orientation, veteran status, or political affiliation;
- Comply with all applicable laws and regulations;
- Report misconduct or any unethical or illegal activity and cooperate fully with any investigation.

33030.3.2 General Qualifications

All employees are subject to the requirements as specified in the California Code of Regulations (CCR), Title 2, Section 172, General Qualifications, which states, in pertinent part, the following:

All candidates for, appointees to, and employees in the state civil service shall possess the general qualifications of integrity, honesty, sobriety, dependability, industry, thoroughness, accuracy, good judgment, initiative, resourcefulness, courtesy, ability to work cooperatively with others, willingness and ability to assume the responsibilities and to conform to the conditions of work characteristic of the employment, and a state of health, consistent with the ability to perform the assigned duties of the class.

33030.3.3 Law Enforcement Code of Ethics

Peace officers employed by the Department are held to a higher standard of conduct on and off duty, as specified in the Law Enforcement Code of Ethics and the peace officer oath. The Law Enforcement Code of Ethics is as follows:

As a law enforcement officer, my fundamental duty is to serve the community; to safeguard lives and property; to protect the innocent against deception, the weak against oppression or intimidation and the peaceful against violence or disorder; and to respect the constitutional rights of all people to liberty, equality and justice.

I will keep my public and private life unsullied as an example to all and will behave in a manner that does not bring discredit to me or my Department. I will maintain courageous calm in the face of danger, scorn, or ridicule; develop self-restraint; and be constantly mindful of the welfare of others. Honest in thought and deed in both my personal and official life. I will be exemplary in obeying the law and the regulations of my department.

I will never act officiously or permit personal feelings, prejudices, political beliefs, aspirations, animosities, organizational associations or friendships to influence my decisions. With no compromise for crime and with relentless prosecution of criminals, I will enforce the law courteously and appropriately without fear or favor, malice or ill will, never employing unnecessary force or violence and never accepting gratuities.

Confidential information received in my official capacity shall remain undisclosed unless disclosure is necessary in the performance of my duty. I will never engage in acts of corruption, bribery, insubordination or the obstruction of justice, nor will I condone such acts by other peace officers. I will immediately report acts of misconduct by staff of my department and cooperate with all legally authorized agencies and their representatives in the pursuit of justice.

I know that I alone am responsible for my own standard of professional performance and will take every reasonable opportunity to enhance and improve my level of knowledge and competence.

I recognize the badge of my office as a symbol of public faith, and I accept it as a public trust to be held so long as I am serving as a law enforcement officer. I will constantly strive to achieve these objectives and ideals, dedicating myself before all present to my chosen profession... law enforcement.

33030.4 Definitions

Adverse Action - A documented action, which is punitive in nature and is intended to correct misconduct or poor performance or which terminates employment.

Affected Employee - An individual who is the subject of adverse action.

Appointing Power - The Secretary of the Department.

Assistant General Counsel (AGC) - An individual responsible for managing the Employment Advocacy and Prosecution Team (EAPT) in the Department's Office of Legal Affairs.

Bureau of Independent Review (BIR) - A unit within the Office of the Inspector General responsible for contemporaneous public oversight of the Department's investigative and disciplinary processes.

Charging Package (Also known as the "Skelly package") - All documentation used to substantiate the charges in the action and which is presented to the employee with the Preliminary or Final Notice of Adverse Action. This material may include but is not limited to the following: the investigative report; applicable policies, procedures, and Government Code sections; records of training the employee has attended; job descriptions; and duty statements and/or post orders that are related to the charges. This package does not include the CDCR Form 402, Hiring Authority Review of Investigation, and CDCR Form 403, Justification of Penalty.

Chief Assistant Inspector General (CAIG) - An individual responsible for the operation and functions of the BIR.

Corrective Action - A documented non-adverse action (verbal counseling, in-service training, on-the-job training, written counseling, or a letter of instruction) taken by a supervisor to assist an employee in improving his/her work performance, behavior, or conduct.

Designated Cases - Those cases assigned to the Vertical Advocates, including matters involving staff integrity and/or dishonesty, abuse of authority, sexual misconduct, use of force in which an inmate suffers death or serious injury, use of deadly force, serious allegations made against supervisors, and high profile or dismissal cases assigned to the Vertical Advocate by the AGC.

Employee Counseling Record - A written record of counseling, documented on a CDC Form 1123, between a supervisor and subordinate which provides formal instruction about laws, rules, policies and employer expectations.

Employee Relations Officer (ERO)/Disciplinary Officer - An employee designated by the Hiring Authority to coordinate adverse actions.

Employment Advocacy and Prosecution Team (EAPT) - The team, formerly known as the Employment Law Unit, responsible for operation of the Vertical Advocacy Model in the Department's Office of Legal Affairs.

Executive Review - A secondary, management-level review conducted to resolve a significant disagreement(s) regarding an investigative finding, proposed disciplinary penalty, or settlement agreement.

Hiring Authority - The Undersecretary or General Counsel or any Chief Deputy Secretary, Executive Officer, Chief Information Officer, Assistant Secretary, Director, Deputy Director, Associate Director, Warden, Superintendent, Health Care Manager, Regional Health Care Administrator, or Regional Parole Administrator authorized by the appointing power to hire, discipline, and dismiss staff under his/her signature authority. The Administrator at the Richard A. McGee Correctional Training Center shall serve as the Hiring Authority for Correctional Officer Cadets. The appointing power is a hiring Authority, for purposes of this Article.

In-Service Training (IST) - Formal training conducted departmentally and/or at the direction of the Hiring Authority and usually conducted away from the employee's work site.

Letter of Instruction (LOI) - A written document, which outlines requirements for an employee to advance his/her job performance or conduct to an acceptable level.

Notice of Adverse Action - Notification to the affected employee of the charges against him/her, the adverse action penalty, and the effective date.

Office of Internal Affairs (OIA) - The entity within the Department with authority to investigate allegations of employee misconduct.

On the Job Training (OJT) - Training conducted by a supervisor (or a designated employee with the required expertise under the direction of a supervisor) at the job site while the employee is working.

Preliminary Notice of Adverse Action - Notification required of some Hiring Authorities in accordance with the Bodiford Settlement Agreement, to an affected employee regarding charges against him/her and the intent to impose adverse action. This notification summarizes the specific subsections of the Government Code that have been violated, as well as the actions that constituted the violation. For Hiring Authorities mandated to serve a Preliminary Notice of Adverse Action, the charging package shall also be served with this notice.

Senior and Special Assistant Inspectors General (SAIG) - Attorneys employed by the BIR who report to the CAIG.

Skelly Hearing - An informal proceeding in which the employee, together with his or her representative, is provided a predeprivation opportunity to respond to management regarding the charges in the Notice of Adverse Action. The employee may present any arguments for amending a pending adverse action before the action becomes effective. *Skelly* Hearings are required at the request of the affected employee for the following: adverse actions; rejections during probation; non-punitive actions resulting in the employee's dismissal or demotion; and transfers for purposes of punishment and/or in conjunction with an adverse action.

Skelly Letter - A document transmitted to an affected employee, following the *Skelly* Hearing, stating the Hiring Authority's final decision regarding the imposition of a disciplinary penalty.

Skelly Officer - A noninvolved manager, usually at the level of a Correctional Administrator, who will make a recommendation to the Hiring Authority after a *Skelly* Hearing to amend, modify, withdraw, or sustain the

pending adverse action. The *Skelly* Officer must be a management employee above the organizational level of the disciplined employee's supervisor unless that person is the employee's appointing power in which case the appointing power may respond to the employee or designate another person to respond. Unless the affected employee waives his/her right to have a noninvolved manager serve as the *Skelly* Officer, the *Skelly* Officer shall not be the person who completed the CDC Form 989, Internal Affairs Investigation Request; who signed the employee's Notice of Adverse Action; or who participated in the decision to take adverse action.

Summary of Adverse Action – A summary compiled by the ERO/Disciplinary Officer of allegations of misconduct, from the evidence contained in an investigative report and other documents.

Vertical Advocacy Model – A system that ensures legal representation for the Department during the entire investigative and employee disciplinary process in order to hold staff accountable for misconduct by way of thorough and complete internal investigations, principled decision-making and assessment of the investigations, and consistent and appropriate discipline.

Vertical Advocate – An EAPT attorney assigned to one or more specific Hiring Authority locations to consult with the investigators and Hiring Authorities concerning investigative findings, disciplinary decisions, and to prosecute designated cases.

33030.5 Responsibility

33030.5.1 Appointing Power

The appointing power shall ensure implementation and compliance with the Department's employee discipline policy and programs.

33030.5.2 Hiring Authority

Each Hiring Authority shall be responsible for the following:

- Taking adverse action whenever warranted by an employee's behavior/conduct;
- Ensuring adverse actions are imposed in a fair, objective, and impartial manner and are consistent with this policy, the principles of just cause, and due process;
- Submitting CDC Forms 989 to the OIA including those cases in which direct adverse action is taken without an investigation;
- Reviewing investigative reports, determining investigative findings, and completing CDCR Form 402;
- Determining and justifying appropriate penalty level for employee misconduct by utilizing the Employee Disciplinary Matrix and completing the CDCR Form 403;
- Executing and causing the Notice of Adverse Action to be served on employees;
- Consulting with the Vertical Advocate, for designated cases, and the SAIG for cases the BIR is monitoring, regarding sufficiency of investigations and appropriateness of penalty;
- Consulting with the Vertical Advocate, for designated cases, and the SAIG for cases the BIR is monitoring, before agreeing to any modification, stipulation, or withdrawal affecting the proposed action and before approving any settlement agreement;
- Participating in Executive Review, as necessary, and forwarding material, as appropriate, for Executive Review;
- Informing the Vertical Advocate, for designated cases, and the SAIG, for cases the BIR is monitoring, of any new case developments.

Each Chief Deputy Secretary shall be responsible for the following:

- Participating in Executive Review, as necessary;
- Coordinating with the CAIG and the AGC on matters referred for Executive Review;
- Elevating high-profile cases to the Secretary and Undersecretary, as necessary.

The Chief Information Officer and General Counsel and each Assistant Secretary, Executive Officer, Director, Deputy Director, and Associate Director shall be responsible for the following:

- Facilitating and participating in Executive Review, as necessary;
- Coordinating with the CAIG and the AGC on matters referred for Executive Review;
- Coordinating with and informing the appropriate Chief Deputy Secretary, Undersecretary, or Secretary regarding high-profile cases being monitored by the BIR and especially for cases where there is significant disagreement regarding a penalty level and/or settlement agreement;

- Approving requests for Administrative Time Off (ATO);
- Elevating cases to the appropriate Chief Deputy Secretary, Undersecretary, and Secretary, as necessary.

33030.5.3 Supervisors and Managers

Each supervisor and manager shall be responsible for the following:

- Supervising the performance, behavior, and conduct of subordinate staff and imposing corrective action as necessary;
- Filing documentation related to corrective action in the employee's supervisory file;
- Reviewing the employee's supervisory file for documentation of any corrective actions for similar misconduct occurring within one (1) year, prior to the imposition of corrective or adverse action;
- Referring alleged misconduct and requests for investigation or adverse action to the Hiring Authority immediately following discovery of facts which may constitute misconduct;
- Serving as a *Skelly* Officer, as necessary.

33030.5.4 ERO/Disciplinary Officer

The ERO/Disciplinary Officer shall be responsible for the following:

- Monitoring and coordinating the adverse action processes;
- Drafting Notices of Adverse Action, in consultation with the Vertical Advocate for all non-designated cases;
- Arranging for proper service and review of adverse action documentation;
- Providing a copy of the declaration of service and serving all adverse actions to affected employees;
- Assisting the Vertical Advocates in hearing preparation for designated cases, including service of subpoenas on witnesses;
- Scheduling and attending *Skelly* Hearings and assisting the *Skelly* Officer with administrative duties as requested;
- Representing the Hiring Authority in all non-designated cases and supporting the Vertical Advocate in all designated cases before the State Personnel Board (SPB);
- Coordinating with the Hiring Authority, Vertical Advocate, SPB representatives, affected employees and employee representatives, and other individuals and entities as appropriate;
- Maintaining an accurate log of all formal discipline served and providing copies of the log and all documents relevant to pending actions quarterly to the Office of Personnel Services Employee Discipline Unit;
- Maintaining an accurate log of all contacts by employees at the worksites (for which the ERO/Disciplinary Officer is responsible) regarding contacts about potential testimony and subpoenas the employee has received;
- Retaining adverse action documentation, including CDCR Form 403, in the Adverse Action File.

33030.5.5 Vertical Advocate

The Vertical Advocate shall be responsible for the following:

- Monitoring and coordinating the adverse action process for all designated cases, from the onset of an investigation;
- Calculating statute of limitations expiration dates;
- Consulting with and advising the Hiring Authority and ERO/Disciplinary Officer on all cases, as requested by the Hiring Authority;
- Providing legal consultation for all designated cases to the assigned investigator, including developing the investigative plan, preparation of investigative interviews, and attending investigative interviews as appropriate to assess witness demeanor and credibility;
- Providing legal consultation to the Hiring Authority on all designated cases and coordinating with the SAIG, for cases the BIR is monitoring, regarding application of the Disciplinary Matrix to determine the appropriate penalty;
- Drafting Notices of Adverse Action (in consultation with the ERO/Disciplinary Officer and the SAIG) for all designated cases;
- Participating in Executive Review, as necessary;
- Attending *Skelly* Hearings for all designated cases;
- Representing the Department for designated cases in disciplinary matters before the SPB;

- Drafting settlement agreements for all designated cases;
- Assisting the Hiring Authority and ERO/Disciplinary Officer in drafting settlement agreements and reviewing the form and substance of each proposed settlement agreement drafted by the Hiring Authority and/or the ERO/Disciplinary Officer, prior to the Hiring Authority entering into any settlement;
- Coordinating with the SAIG, for cases the BIR is monitoring, at each step of the investigative and disciplinary process;
- Coordinating with the Hiring Authority, SPB representatives, and other individuals and entities as appropriate;
- Maintaining accurate records of assignments and documenting in the legal database all communications with the Hiring Authority and SAIG regarding disciplinary penalties; the *Skelly* Hearing; the *Skelly* Officer's recommendation; the outcome of Executive Review; settlement agreements; SPB Hearings; and any appellate proceedings;
- Documenting in the legal page of the CMS all communications with the investigator, Hiring Authority, and SAIG regarding investigative reports and investigative findings.

33030.5.6 Office of Personnel Services, Human Resources

Personnel Services staff and/or local personnel staff shall be responsible for the following:

- Processing adverse actions as indicated by the Hiring Authority on the Notice of Adverse Action;
- Filing and retaining Final Notices of Adverse Action in employee official personnel files for three (3) years unless the retention period is reduced by the Hiring Authority after the *Skelly* Hearing or otherwise agreed to by stipulated settlement.

Office of Personnel Services, Employee Discipline Unit, staff shall be responsible for the following:

- Collecting and maintaining the official departmental copies of all adverse action documents separate and apart from those held in the Official Personnel files;
- Maintaining statistical information and generating reports on adverse actions using the Case Management System;
- Drafting adverse actions and representing the Department before the SPB for non-designated cases emanating from the Headquarters Offices and Divisions, Juvenile Justice Divisions, and all Parole Regional Offices.

33030.6 Managerial Employees

Supervisors or managers appointed after January 1, 1984, as a designated managerial employee, but who are not in a career executive category, are subject to the provisions in Government Code section 3513 et seq. (Ralph C. Dills Act). The managerial employee may be disciplined for any cause except for a cause constituting prohibited discrimination as found in Government Code sections 19700 through 19703.

33030.7 Peace Officer Procedural Bill of Rights

All employees designated by the Penal Code as peace officers, both probationary and permanent, are fully guaranteed their Peace Officer Procedural Bill of Rights (Government Code sections 3300 through 3311) during any adverse action procedure, including related interviews and investigations.

33030.8 Causes for Corrective Action

Not all inappropriate behavior will require the imposition of disciplinary action. In some cases, corrective action and documentation may be more appropriate and must generally be issued within thirty (30) calendar days of discovering inappropriate behavior or poor performance. [For use of force incidents, Letters of Instruction must generally be issued within thirty (30) days from when the Institution Executive Review Committee concludes its review of the incident.] The purpose of corrective action is to help an employee change problem behavior or performance before discipline is necessary and may be imposed for any employee conduct or performance that is correctable by means of counseling and/or training (up to and including a Letter of Instruction). Corrective action may precede adverse action or an adverse action penalty may include corrective action. For peace officers covered by the Bargaining Unit 6 Agreement, behaviors that resulted in corrective action may not be used as cause for adverse action but may be cited in an adverse action for subsequent violations to prove the employee knew about a statute, regulation, or procedure or to prove that the employee has engaged in a pattern of violating a statute, regulation, or procedure within the past year. Corrective actions may also be used to rebut the employee's

claim that he/she did not know about a statute, regulation, or procedure and/or expectation.

33030.8.1 Types of Corrective Action

33030.8.1.1 In-Service Training (IST)

When IST is ordered, the supervisor or manager shall complete section one of the memorandum form "Order for Formal IST or Documentation of OJT." Orders for IST shall direct the employee to report to the IST Training Manager, Assistant IST Training Manager, or other departmental training officer for completion of specific IST by a specified date. When formal training is ordered, the employee is responsible to report to the appropriate Training Manager and complete the training prior to the due date set for the completion of the training. Orders for formal IST and completed IST documentation shall be filed in the employee's supervisory file.

33030.8.1.2 On the Job Training (OJT)

When OJT is ordered, the supervisor shall complete section two of the memorandum form "Order for Formal IST or Documentation of OJT" and shall complete the CDC Form 844, In-Service Training Sign-In Sheet. The employee shall be given the opportunity to sign the CDC Form 844 to indicate his or her participation in discussion and acknowledge receiving and understanding the training provided. Orders for OJT and completed OJT documentation shall be filed in the employee's supervisory file.

33030.8.1.3 Employee Counseling Record

The supervisor or manager shall meet with the employee and discuss his or her conduct or performance level and complete a CDC Form 1123, Employee Counseling Record. In the Action Plan section of the CDC Form 1123, the supervisor or manager shall indicate any training the supervisor or manager has provided to the employee or indicate training directed to the employee to attend, specifying the training the employee is required to complete and the length of time the employee is allowed to complete the training. The employee shall be given the opportunity to sign for a copy of the CDC Form 1123. Follow-up discussions with employees who receive a CDC Form 1123 shall occur and shall be documented and placed in the employee's supervisory file. The CDC Form 1123 shall be filed in the employee's supervisory file.

33030.8.1.4 Letters of Instruction

An LOI may not deprive employees of pay or benefits (e.g., removal from a position, loss of differential pay). The LOI shall be prepared on a memorandum and shall (1) state the expected performance standards to be met; (2) provide a plan to meet expected performance; and (3) indicate time frames to meet the expectation. The memorandum shall be as follows:

- Entitled "Letter of Instruction;"
- Clearly addressed to employee;
- Clearly state the nature and circumstances of the problem;
- Cite previous discussions with employee;
- Include an explanation of why the employee's conduct is considered inappropriate, and what conduct would have been appropriate;
- Clearly state exactly what standards of performance are expected from the employee;
- Include results of face-to-face discussion;
- Develop a plan and set a date, not to exceed one year, by which the employee is to meet the expected performance.

The LOI shall be signed by the supervisor and presented to the employee for his/her signature. A copy of the signed LOI shall be provided to the employee. The Hiring Authority shall sign the space "Approved for Placement in Personnel File." A copy of the LOI shall be forwarded to the ERO/Disciplinary Officer and to the local personnel office for placement in the employee's official personnel file and the employee's supervisory file.

Follow-up discussions with employees who receive an LOI shall occur and be documented and filed in the employee's supervisory file. [See *Otto v. Los Angeles Unified School District* (2001) 89 Cal. App. 4th 985]

33030.8.2 Initiating Corrective Action

The responsible supervisor/manager shall review the employee's supervisory file for documentation of any prior corrective actions for similar misconduct occurring within the past one (1) year. The one-year period runs from the date of issuance of the corrective action (e.g., LOI). Corrective actions that are beyond the one-year period shall not be considered in this review. If prior corrective actions exist, supervisors/managers shall review each corrective action to determine if referral for adverse action is more appropriate than issuance of another corrective action.

33030.8.3 Documentation Retention

- Orders for and documentation regarding completion of OJT and IST and CDC Form 1123 shall be retained in the employee supervisory file for one (1) year from date of issuance.
- LOIs shall be retained in the employee's personnel and supervisory files for one (1) year from the time management should reasonably have known of the incident resulting in the LOI or once all of the requirements in the LOI have been met, whichever is earlier.
- The Hiring Authority may set forth certain conditions of performance to be completed by the employee for a specified period of time prior to consideration of the early removal of the document.
- If an employee submits a rebuttal to an LOI, the rebuttal shall be retained with the LOI in the employee's personnel file or the supervisory file.

33030.9 Causes for Adverse Action

Pursuant to Government Code section 19572, each of the following constitutes cause for discipline of an employee, or of a person whose name appears on any employment list:

- Fraud in securing appointment.
- Incompetency.
- Inefficiency.
- Inexcusable neglect of duty.
- Insubordination.
- Dishonesty.
- Drunkenness on duty.
- Intemperance.
- Addiction to the use of controlled substances.
- Inexcusable absence without leave.
- Conviction of a felony or conviction of a misdemeanor involving moral turpitude. A plea or verdict of guilty, or a conviction following a plea of nolo contendere, to a charge of a felony or any offense involving moral turpitude is deemed to be a conviction within the meaning of this section.
- Immorality.
- Discourteous treatment of the public or other employees.
- Improper political activity.
- Willful disobedience.
- Misuse of state property.
- Violation of this part or of a board rule.
- Violation of the prohibitions set forth in accordance with section 19990.
- Refusal to take and subscribe any oath or affirmation that is required by law in connection with the employment.
- Other failure of good behavior either during or outside of duty hours, which is of such a nature that it causes discredit to the appointing authority or the person's employment.
- Any negligence, recklessness, or intentional act that results in the death of a patient of a state hospital serving the mentally disabled or the developmentally disabled.
- The use during duty hours, for training or target practice, of any material that is not authorized for that use by the appointing power.
- Unlawful discrimination, including harassment, on any basis listed in subdivision (a) of section 12940, as those bases are defined in sections 12926 and 12926.1, except as otherwise provided in section 12940, against the public or other employees while acting in the capacity of a state employee.
- Unlawful retaliation against any other state officer or employee or member of the public who in good faith reports, discloses, divulges, or otherwise brings to the attention of, the Attorney General or any other appropriate authority, any facts or information relative to actual or suspected violation of any law of this state or the United States occurring on the job or directly related to the job.

33030.10 Employee Representation Rights

Employees with permanent or probationary status (regardless of time base) are entitled to representation at all stages of the adverse action process. This representation may be provided by the exclusive representative (union) for rank-and-file employees. For all non-represented employees, a personal advisor, attorney, or another state employee may attend the interview that may lead to adverse action. This is appropriate during *Skelly* or appeal

hearings related to the adverse action. Employees who are possible subjects or witnesses in the investigation are excluded as employee representatives.

33030.10.1 Temporary Authorization (TAU) Appointments

Employees with TAU appointment status are not necessarily entitled to have a representative present during an interview which is preparatory to a separation from the TAU appointment. However, if a proposed action against an employee in this status is attributable to a specific incident that would have resulted in an adverse action, investigatory interviews shall be handled like adverse action cases and employee representation shall be allowed.

33030.10.2 State Time

Use of state time is restricted and shall be approved by the affected employee's supervisor.

- Absent an emergency, employees may request and shall be allowed reasonable state time by the supervisor to contact/secure a representative and to discuss the matter prior to any meeting/interview regarding an adverse action.
- The employee shall also be allowed reasonable state time to prepare for the interview/meeting with the representative.
- Job stewards shall be allowed reasonable time for the purpose of representing employees during working hours without loss of compensation. No other employee representative shall be allowed to confer with employees on state time.

33030.11 EAPT Processing of Cases

The AGC, or designee, shall assign designated cases to a Vertical Advocate immediately following the case being accepted for investigation by Central Intake. The AGC shall document the case assignment in the Case Management System (CMS) and the ProLaw Database (legal database). Following assignment by the AGC, the Vertical Advocate shall be responsible for the continual update of the CMS legal page until transfer of the investigation to the Hiring Authority. Upon transfer of the investigation to the Hiring Authority, the Vertical Advocate shall ensure that the case is entered into the legal database and shall be responsible for continual update in that database until closure of the case. The legal database shall cross-reference the investigation number in order to track the case through the CMS and the legal database.

As soon as operationally feasible, but no later than twenty-one (21) calendar days after the assignment of a case, the Vertical Advocate shall contact the assigned investigator for designated cases and the assigned SAIG, for cases the BIR is monitoring, to discuss the elements of a thorough investigation of the alleged misconduct. All contacts with the assigned investigator and the SAIG shall be documented by the Vertical Advocate on the CMS legal page or in the legal database.

33030.12 Statute of Limitations

As soon as operationally possible, but no later than twenty-one (21) calendar days following assignment of a case, the Vertical Advocate shall confirm in the CMS the date of the reported incident, the date of discovery, the statute of limitations expiration date, and any exceptions to the statute of limitations known at that time. The Vertical Advocate shall consult with the assigned investigator and the SAIG, for cases being monitored by the BIR, if the deadline for filing the adverse action should be modified. The factors to consider in making an assessment of timeliness are as follows:

33030.12.1 Peace Officers

According to Government Code section 3304 (d), the following applies:

Except as provided in this subdivision and subdivision (g), no punitive action, nor denial of promotion on grounds other than merit, shall be undertaken for any act, omission, or other allegation of misconduct if the investigation of the allegation is not completed within one year of the public agency's discovery by a person authorized to initiate an investigation of the allegation of an act, omission, or other misconduct. This one-year limitation period shall apply only if the act, omission, or other misconduct occurred on or after January 1, 1998. In the event that the public agency determines that discipline may be taken, it shall complete its investigation and notify the public safety officer of its proposed disciplinary action within that year, except in any of the following circumstances:

- (1) *If the act, omission, or other allegation of misconduct is also the subject of a criminal investigation or criminal prosecution, the time during which the criminal investigation or criminal prosecution is pending shall toll the one-year time period.*

- (2) *If the public safety officer waives the one-year time period in writing, the time period shall be tolled for the period of time specified in the written waiver.*
- (3) *If the investigation is a multijurisdictional investigation that requires a reasonable extension for coordination of the involved agencies.*
- (4) *If the investigation involves more than one employee and requires a reasonable extension.*
- (5) *If the investigation involves an employee who is incapacitated or otherwise unavailable.*
- (6) *If the investigation involves a matter in civil litigation where the public safety officer is named as a party defendant, the one-year time period shall be tolled while that civil action is pending.*
- (7) *If the investigation involves a matter in criminal litigation where the complainant is a criminal defendant, the one-year time period shall be tolled during the period of that defendant's criminal investigation and prosecution.*
- (8) *If the investigation involves an allegation of workers' compensation fraud on the part of the public safety officer.*

Government Code section 3304 (g) states the following:

- (g) *Notwithstanding the one-year time period specified in subdivision (d), an investigation may be reopened against a public safety officer if both of the following circumstances exist:*
 - (1) *Significant new evidence has been discovered that is likely to affect the outcome of the investigation.*
 - (2) *One of the following conditions exist:*
 - (A) *The evidence could not reasonably have been discovered in the normal course of investigation without resorting to extraordinary measures by the agency.*
 - (B) *The evidence resulted from the public safety officer's predisdisciplinary response or procedure.*

33030.12.2 Non-Peace Officer Employees

According to Government Code section 19635, the following applies:

No adverse action shall be valid against any state employee for any cause for discipline based on any civil service law of this state, unless notice of the adverse action is served within three years after the cause for discipline, upon which the notice is based, first arose. Adverse action based on fraud, embezzlement, or the falsification of records shall be valid, if notice of the adverse action is served within three years after the discovery of the fraud, embezzlement, or falsification.

33030.13 Investigation Review

Upon completion of the investigative report for designated cases, the investigator shall provide a copy of the investigative report and all supporting documentation to the Vertical Advocate, for designated cases, and the SAIG, for cases monitored by the BIR, for review. As soon as operationally possible, but no more than twenty-one (21) calendar days following receipt of the investigative report, the Vertical Advocate shall review the investigative report and supporting documentation and provide feedback to the assigned investigator. This feedback shall address the thoroughness and clarity of the report, shall provide recommendations regarding any Peace Officer Bill of Rights or union contract issues, and shall recommend additional investigation that may be necessary to complete the investigative report. The Vertical Advocate shall provide a written confirmation of these discussions (i.e. memorandum or e-mail) to the investigator, with a copy to the Hiring Authority and SAIG. The investigator shall forward a copy of the written confirmation of these discussions to his/her OIA case supervisor. The Vertical Advocate shall document all related communications in the legal page of the CMS.

Following completion of the review process above, the investigator shall provide the investigative report to the Hiring Authority. As soon as operationally possible, but no more than fourteen (14) calendar days following receipt of the final investigative report, the Hiring Authority shall review the investigative report and supporting documentation. The Hiring Authority shall consult with the Vertical Advocate, for all designated cases, and the SAIG, for all cases monitored by the BIR when reviewing the investigation and making investigative findings. The following shall be considered:

- Whether the investigation is sufficient;
- Whether the allegation(s) in the investigation are founded or not;
- Whether corrective or disciplinary action is supported by the facts;

- If disciplinary action is supported by the facts, what penalty is appropriate within the parameters of the Disciplinary Matrix;
- What causes for discipline under Government Code section 19572 are supported by the factual findings;
- What recommendations are made by the SAIG, for cases the BIR is monitoring.

The Vertical Advocate shall document all related communications in the legal page of the CMS including, specifically, his/her recommendations to the Hiring Authority regarding the investigative findings.

For investigations that are sufficient, the Hiring Authority shall indicate the findings on CDCR Form 402 for each allegation and shall indicate whether corrective or disciplinary action shall follow. The CDCR Form 402 shall be forwarded to the ERO/Disciplinary Officer. The ERO/Disciplinary Officer shall (1) record the findings in the CMS database, and either (2) initiate corrective or disciplinary action as directed by the Hiring Authority, for non-designated cases or (3) forward a copy of the CDCR Form 402 to the Vertical Advocate, for designated cases, to initiate disciplinary action. If there is significant disagreement regarding investigative findings on a designated case or a case monitored by the BIR, the CDCR Form 402 shall not be completed until Executive Review has concluded (Refer to section 33030.14 "Executive Review.")

For investigations that are insufficient, the Hiring Authority shall document requests for additional investigation on the CDCR Form 402 and shall forward the CDCR Form 402 to the ERO/Disciplinary Officer. The ERO/Disciplinary Officer shall retain the original CDCR Form 402 in the Adverse Action file and shall forward a copy of the CDCR Form 402 to the assigned investigator; the Central Intake Unit; the appropriate OIA regional office; the Vertical Advocate for designated cases; and SAIG for cases monitored by the BIR. The investigator shall provide to the Hiring Authority the requested information or complete additional investigations as soon as operationally possible.

33030.13.1 Investigative Findings

The findings of each allegation shall be determined by the Hiring Authority in consultation with the Vertical Advocate for designated cases and the SAIG for cases the BIR is monitoring. The findings and their explanations are as follows:

- **NO FINDING:** The complainant failed to disclose promised information to further the investigation; the investigation revealed that another agency was involved and the complainant has been referred to that agency; the complainant wishes to withdraw the complaint; the complainant refuses to cooperate with the investigation; or the complainant is no longer available for clarification of facts/issues.
- **NOT SUSTAINED:** The investigation failed to disclose a preponderance of evidence to prove or disprove the allegation made in the complaint.
- **UNFOUNDED:** The investigation conclusively proved that the act(s) alleged did not occur, or the act(s) may have, or in fact, occurred but the individual employee(s) named in the complaint(s) was not involved.
- **EXONERATED:** The facts, which provided the basis for the complaint or allegation, did in fact occur; however, the investigation revealed that the actions were justified, lawful, and proper.
- **SUSTAINED:** The investigation disclosed a preponderance of evidence to prove the allegation(s) made in the complaint.

33030.13.2 Investigative Closure Memorandum

Upon conclusion of each internal affairs investigation, the ERO/Disciplinary Officer shall transmit an "Internal Affairs Investigation Closure" memorandum to each subject of an investigation. The closure memorandum shall be signed by the Hiring Authority, shall outline the findings for each specific allegation, and shall be transmitted after the Hiring Authority completes CDCR Form 402 and prior to the imposition of disciplinary action.

The ERO/Disciplinary Officer shall forward the original closure memorandum to the subject of the investigation, forward copies to the Vertical Advocate for designated cases and the SAIG for cases monitored by the BIR, and shall retain a copy of the closure memorandum in the Adverse Action file.

33030.14 Executive Review

The purpose of Executive Review is to resolve significant disagreements between stakeholders about investigative findings, imposition of a penalty, or settlement agreements. Executive Review may be requested by the Hiring Authority, Vertical Advocate, AGC, SAIG, or CAIG and may be in person or

via teleconference. Participants shall include, but are not limited to the following: the Hiring Authority; the Hiring Authority’s supervisor, or designee; the AGC, or designee; and the CAIG, or designee.

In all cases, Executive Review shall be concluded prior to the statute of limitations expiration date. When Executive Review is initiated, completion of the CDCR Forms 402 or 403, service of the Final Notice of Adverse Action or *Skelly* Letter, and/or approval of the settlement agreement shall be delayed until the Executive Review is concluded and a determination has been made regarding investigative findings, imposition of a penalty, or details of the settlement agreement. If Executive Review is requested, the Hiring Authority shall immediately forward the CDCR Forms 402 and 403 (as applicable), the investigative report (if an investigation was conducted), and the proposed settlement agreement (if applicable) to his/her supervisor; the AGC; and the CAIG. The Hiring Authority’s supervisor, or designee, shall schedule the Executive Review and shall notify the appropriate Chief Deputy Secretary, as necessary, following each Executive Review and provide all requested information. If a decision cannot be reached through Executive Review, the Hiring Authority’s supervisor shall immediately elevate the matter to the appropriate Chief Deputy Secretary or higher for resolution.

33030.15 Types of Adverse Action Penalties

The five types of penalties for adverse actions are as follows:

33030.15.1 Letter of Reprimand

A letter of reprimand is the lowest level of penalty in the adverse action process and may be used when an action greater than corrective action is necessary. A letter of reprimand shall be retained as an official part of the employee's personnel record.

33030.15.2 Salary Reduction within the Salary Range of the Class

A salary reduction may be one (1) or more salary steps down to the minimum salary of the employee’s class and is usually utilized in place of a suspension of an employee whose continued service on the job is necessary.

33030.15.3 Suspension without Pay

Suspension shall be specified in working days and may incur a penalty level from one (1) work day to several pay periods. The suspension is considered a temporary separation during which the employee does not work and salary is docked for the specified period of time. Any holiday falling within the time period is not counted as a working day. An employee’s service credits and health benefits may be affected, depending upon the length of the suspension.

If Work Week Group E or SE employee receives a suspension penalty, it shall not be for a period of less than five (5) working days, unless the union contract provides otherwise.

33030.15.4 Demotion to a Lower Class

Demotions shall occur when continued service is of value, but the employee is not working at the expected level of the classification. A demotion shall be imposed only when the employee qualifies for and can be expected to do a satisfactory job at the lower level. Demotion may be to any salary in the next lower class that does not exceed the salary the employee last received; however, it is possible to demote to any lower class, within the promotional chain, at a lower than maximum salary. The Notice of Adverse Action must contain the exact salary for each class. A demotion may be permanent or temporary. If temporary, the employee automatically returns to the higher class on the date specified and at the salary step determined by the Hiring Authority. If permanent, the employee can compete for a promotion at a later date.

33030.15.5 Dismissal from State Service

Dismissal is appropriate for exceptionally serious misconduct, misconduct that is not correctible through discipline, or misconduct which immediately renders the individual unsuitable for continued employment. Dismissal may or may not be preceded by other forms of adverse action (i.e. progressive discipline). (See CCR, title 2, section 211 for additional information.)

33030.16 Employee Disciplinary Matrix Penalty Levels

<p>1 Official Reprimand</p>	<p>4 Salary Reduction 10% for 3-12 months <i>or</i> Suspension w/o pay for 6-24 work days</p>	<p>7 Suspension w/o pay for 49-60 work days</p>
<p>2 Suspension w/o pay for</p>	<p>5 Salary Reduction 5% for 13-36 months <i>or</i></p>	<p>8 Demotion to a lower class</p>

<p>1-2 work days</p>	<p>Suspension w/o pay for 13-36 work days</p>
<p>3 Salary Reduction 5% for 3-12 months <i>or</i> Suspension w/o pay for 3-12 work days</p>	<p>6 Salary Reduction 10% for 13-24 months <i>or</i> Suspension w/o pay for 26-48 work days</p>

Work Week Group E and SE employees shall not receive a suspension of less than five (5) work days, unless the union contract provides otherwise.

33030.17 Applying the Employee Disciplinary Matrix

Sufficient evidence establishing a preponderance is necessary before any disciplinary action can be taken. The Employee Disciplinary Matrix shall be the foundation for all disciplinary action considered and imposed by the Department and shall be utilized by the Hiring Authority to determine the penalty to impose for misconduct. No favor shall be afforded simply because of an employee’s rank, and managers, supervisors, and sworn staff may be held to a higher standard of conduct. Off duty misconduct for non-sworn staff requires a nexus between the employee’s behavior and the employment.

The Employee Disciplinary Matrix is based on the assumption that there is a single misdeed at issue and that the misdeed is the employee’s first adverse action. The Matrix provides a base penalty within a penalty range. The base penalty (represented with bold and underlined text) shall represent the starting point for an action. The Hiring Authority shall impose the base penalty unless aggravating or mitigating factors are found. The Hiring Authority or designee is not required to impose an identical penalty in each case because there are a variety of factors which may influence the Hiring Authority to take stronger action in one case than it does in another. The appropriate level of penalty within the specified range shall be based on the extent to which the employee's conduct resulted in or, if repeated, is likely to result in harm to public service; the circumstances surrounding the misconduct; and the likelihood of recurrence.

A single misdeed may result in several different violations of the Government Code. It is the nature of the misconduct and aggravating or mitigating factors, as discussed below, which determine the final penalty included in the Notice of Adverse Action and not the number of Government Code sections cited in the Notice of Adverse Action.

Multiple acts of misconduct may occur during a continuing event, contiguous or related events, or may be entirely independent of each other. When multiple acts of misconduct occur, the Employee Disciplinary Matrix shall be used to determine which single act warrants the highest penalty. The penalty range for the most severe charge shall be utilized, and other acts of misconduct are considered as aggravating circumstances that may increase the penalty up to and including dismissal.

33030.18 Mitigating and Aggravating Factors

Aggravating and mitigating factors shall be considered and may increase or decrease the penalty within the penalty range. Aggravating or mitigating factors may not pertain directly to the circumstances of the misconduct but shall be relevant. Rarely will mitigating circumstances exonerate employees; however, mitigating circumstances may be used to reduce the penalty that might otherwise be imposed. Aggravating circumstances may increase a penalty to dismissal, for misconduct where dismissal is not included in the penalty range. Mitigating circumstances may decrease a penalty to corrective action for misconduct only when penalty level number 1 (Letter of Reprimand) is the expected penalty within the penalty range.

The following mitigating factors shall be considered when determining a penalty:

- The misconduct was unintentional and not willful;
- The misconduct was not premeditated;
- The employee had a secondary and/or minor role in the misconduct;
- Based upon length of service, experience, policy directives, and the inherent nature of the act, the employee may not have reasonably understood the consequences of his/her actions;
- Commendations received by the employee;
- The employee was forthright and truthful during the investigation;
- The employee accepts responsibility for his/her actions;
- The employee is remorseful;

- The employee reported the harm caused and/or independently initiated steps to mitigate the harm caused in a timely manner.

The following aggravating factors shall be considered when determining a penalty:

- The misconduct was intentional and willful;
- The misconduct was premeditated;
- The employee had a primary and/or leadership role in the misconduct;
- Based upon length of service, experience, policy directives, inherent nature of the act, the employee knew or should have known that his/her actions were inappropriate;
- Serious consequences occurred or may have occurred from the misconduct;
- The misconduct was committed with malicious intent or for personal gain;
- The misconduct resulted in serious injury;
- More than one act of misconduct forms the basis for the disciplinary action being taken;
- The employee was evasive, dishonest, or intentionally misleading during the investigation;
- The employee does not accept responsibility for his/her actions;
- The employee did not report the harm caused and/or attempted to conceal the harm through action or inaction;
- The employee has sustained other related adverse action(s).

33030.19 Employee Disciplinary Matrix

The following list of charges and causes for disciplinary action is representative only and is not all inclusive.

The base penalty is bolded and underlined.	
A. ATTENDANCE	PENALTY
1) Excessive tardiness. (Gov. Code § 19572 c, Inefficiency) (Gov. Code § 19572 d, Inexcusable Neglect of Duty)	<u>1</u> 2 3
2) Unauthorized absence. (Gov. Code § 19572 c, Inefficiency) (Gov. Code § 19572 d, Inexcusable Neglect of Duty) (Gov. Code § 19572 j, Inexcusable Absence without Leave)	<u>1</u> 2 3
3) Abuse of sick leave. (Gov. Code § 19572 c, Inefficiency) (Gov. Code § 19572 d, Inexcusable Neglect of Duty) (Gov. Code § 19572 f, Dishonesty)	<u>1</u> 2 3
B. CODE OF SILENCE OR RETALIATION	PENALTY
1) Intentional failure to report misconduct by another employee. (Gov. Code § 19572 c, Inefficiency) (Gov. Code § 19572 d, Inexcusable Neglect of Duty) (Gov. Code § 19572 e, Insubordination) (Gov. Code § 19572 f, Dishonesty) (Gov. Code § 19572 o, Willful disobedience) (Gov. Code § 19572 t, Other Failure of Good Behavior)	4 <u>5</u> 6 7 8 9
2) Intimidation, threats, or coercion that could interfere with an employee’s right to report misconduct or an act of retaliation for reporting misconduct. (Gov. Code § 19572 m, Discourteous Treatment of Public/Other Employees) (Gov. Code § 19572 t, Other Failure of Good Behavior) (Gov. Code § 19572 x, Retaliation)	4 5 <u>6</u> 7 8 9
3) Making false or intentionally misleading statements during a criminal or administrative investigation or inquiry by any agency. (Gov. Code § 19572 c, Inefficiency) (Gov. Code § 19572 d, Inexcusable Neglect of Duty) (Gov. Code § 19572 e, Insubordination) (Gov. Code § 19572 f, Dishonesty) (Gov. Code § 19572 o, Willful disobedience) (Gov. Code § 19572 t, Other Failure of Good Behavior)	7 8 <u>9</u>

B. CODE OF SILENCE OR RETALIATION (CONTINUED)	PENALTY
<p>4) Any independent act(s) which prevents or interferes with the reporting of misconduct.</p> <p>(Gov. Code § 19572 c, Inefficiency) (Gov. Code § 19572 d, Inexcusable Neglect of Duty) (Gov. Code § 19572 e, Insubordination) (Gov. Code § 19572 f, Dishonesty) (Gov. Code § 19572 o, Willful disobedience) (Gov. Code § 19572 t, Other Failure of Good Behavior)</p>	7 8 9
<p>5) Any involvement in a coordinated effort with other employees to prohibit the reporting of misconduct.</p> <p>(Gov. Code § 19572 c, Inefficiency) (Gov. Code § 19572 d, Inexcusable Neglect of Duty) (Gov. Code § 19572 e, Insubordination) (Gov. Code § 19572 f, Dishonesty) (Gov. Code § 19572 o, Willful disobedience) (Gov. Code § 19572 t, Other Failure of Good Behavior)</p>	7 8 9
C. CONTROLLED SUBSTANCES	PENALTY
<p>1) Use or possession of controlled substances on or off duty, unless medically prescribed.</p> <p>(Gov. Code § 19572 c, Inefficiency) (Gov. Code § 19572 d, Inexcusable Neglect of Duty) (Gov. Code § 19572 i, Addiction to the Use of a Controlled Substance) (Gov. Code § 19572 r, Violation of Gov. Code § 19990) (Gov. Code § 19572 t, Other Failure of Good Behavior)</p>	4 5 6 7 8 9
<p>2) Sale of illegal drugs or narcotics.</p> <p>(Gov. Code § 19572 i, Addiction to the Use of a Controlled Substance) (Gov. Code § 19572 r, Violation of Gov. Code § 19990) (Gov. Code § 19572 t, Other Failure of Good Behavior)</p>	9
D. CONDUCT or INEFFICIENCY	PENALTY
<p>1) Discourtesy toward inmates, other employees, or the public.</p> <p>(Gov. Code § 19572 m, Discourteous Treatment of Public/Other Employees) (Gov. Code § 19572 t, Other Failure of Good Behavior)</p>	1 2 3
<p>2) Endangering self, fellow employees, inmates, or the public by violation of Departmental training, laws, or ordinances.</p> <p>(Gov. Code § 19572 b, Incompetency) (Gov. Code § 19572 c, Inefficiency) (Gov. Code § 19572 d, Inexcusable Neglect of Duty) (Gov. Code § 19572 t, Other Failure of Good Behavior)</p>	1 2 3
<p>3) Leaving assigned post without supervisor approval.</p> <p>(Gov. Code § 19572 b, Incompetency) (Gov. Code § 19572 c, Inefficiency) (Gov. Code § 19572 d, Inexcusable Neglect of Duty) (Gov. Code § 19572 t, Other Failure of Good Behavior) (Gov. Code § 19572 u, Negligence)</p>	1 2 3
<p>4) Distraction from duty.</p> <p>(Gov. Code § 19572 c, Inefficiency) (Gov. Code § 19572 d, Inexcusable Neglect of Duty) (Gov. Code § 19572 o, Willful disobedience) (Gov. Code § 19572 t, Other Failure of Good Behavior)</p>	1 2 3
<p>5) Participating in illegal gambling on duty.</p> <p>(Gov. Code § 19572 c, Inefficiency) (Gov. Code § 19572 d, Inexcusable Neglect of Duty) (Gov. Code § 19572 t, Other Failure of Good Behavior)</p>	1 2 3
<p>6) Unauthorized use of position in the Department, uniform, or equipment on behalf of a political candidate or issue.</p> <p>(Gov. Code § 19572 n, Improper Political Activity) (Gov. Code § 19572 r, Violation of Gov. Code § 19990) (Gov. Code § 19572 t, Other Failure of Good Behavior)</p>	1 2 3
<p>7) Inappropriate involvement in a law enforcement matter.</p> <p>(Gov. Code § 19572 t, Other Failure of Good Behavior)</p>	1 2 3
<p>8) Improper access to confidential information.</p> <p>(Gov. Code § 19572 r, Violation of Gov. Code § 19990) (Gov. Code § 19572 t, Other Failure of Good Behavior)</p>	1 2 3 4

D. CONDUCT or INEFFICIENCY (CONTINUED)	PENALTY
<p>9) Improper transmittal of confidential information with malicious intent or for personal gain. (Gov. Code § 19572 p, Misuse of State Property) (Gov. Code § 19572 r, Violation of Gov. Code § 19990) (Gov. Code § 19572 t, Other Failure of Good Behavior)</p>	4 5 6 <u>7</u> 8 9
<p>10) Disruptive, offensive, or vulgar conduct which causes embarrassment to the Department. (Gov. Code § 19572 m, Discourteous Treatment of Public/Other Employees) (Gov. Code § 19572 t, Other Failure of Good Behavior)</p>	2 <u>3</u> 4
<p>11) Asleep while on duty. (Gov. Code § 19572 c, Inefficiency) (Gov. Code § 19572 d, Inexcusable Neglect of Duty) (Gov. Code § 19572 t, Other Failure of Good Behavior) (Gov. Code § 19572 u, Negligence)</p>	2 <u>3</u> 4
<p>12) Use or abuse of over-the-counter or prescription drugs while on duty which impairs an employee's ability to discharge his/her duties. (Gov. Code § 19572 c, Inefficiency) (Gov. Code § 19572 d, Inexcusable Neglect of Duty) (Gov. Code § 19572 t, Other Failure of Good Behavior)</p>	<u>3</u> 4 5 6
<p>13) Intimidation, threats, or assault (without the intent to inflict serious injury) toward a member of the Department. (Gov. Code § 19572 m, Discourteous Treatment of Public/Other Employees) (Gov. Code § 19572 t, Other Failure of Good Behavior) (Gov. Code § 19572 w, Discrimination) (Gov. Code § 19572 x, Retaliation)</p>	3 <u>4</u> 5 6
<p>14) Battery against a member of the Department with the intent to inflict injury. (Gov. Code § 19572 m, Discourteous Treatment of Public/Other Employees) (Gov. Code § 19572 t, Other Failure of Good Behavior) (Gov. Code § 19572 w, Discrimination) (Gov. Code § 19572 x, Retaliation)</p>	7 8 <u>9</u>
<p>15) Making insults to anyone pertaining to race, color, national origin, ancestry, sex (i.e., gender), religion, marital status, age, disability, medical condition, pregnancy, sexual orientation, veteran status, or political affiliation. (Gov. Code § 19572 c, Inefficiency) (Gov. Code § 19572 m, Discourteous Treatment of Public/Other Employees) (Gov. Code § 19572 t, Other Failure of Good Behavior) (Gov. Code § 19572 w, Discrimination)</p>	3 <u>4</u> 5 6
<p>16) Harassing anyone based upon race, color, national origin, ancestry, sex (i.e., gender), religion, marital status, age, disability, medical condition, pregnancy, sexual orientation, veteran status, or political affiliation. (Gov. Code § 19572 c, Inefficiency) (Gov. Code § 19572 m, Discourteous Treatment of Public/Other Employees) (Gov. Code § 19572 t, Other Failure of Good Behavior) (Gov. Code § 19572 w, Discrimination)</p>	4 5 <u>6</u> 7 8 9
<p>17) Sexual misconduct involving staff, up to and including harassment. (Gov. Code § 19572 k, Conviction of a Felony or a Misdemeanor Involving Moral Turpitude) (Gov. Code § 19572 l, Immorality) (Gov. Code § 19572 m, Discourteous Treatment of Public/Other Employees) (Gov. Code § 19572 t, Other Failure of Good Behavior)</p>	4 5 <u>6</u> 7 8 9
<p>18) Over-familiarity with an inmate(s)/parolee(s). (Gov. Code § 19572 d, Inexcusable Neglect of Duty) (Gov. Code § 19572 l, Immorality) (Gov. Code § 19572 t, Other Failure of Good Behavior)</p>	4 <u>5</u> 6 7 8 9
<p>19) Sexual misconduct with an inmate(s)/parolee(s). (Gov. Code § 19572 k, Conviction of a Felony or a Misdemeanor Involving Moral Turpitude) (Gov. Code § 19572 l, Immorality) (Gov. Code § 19572 m, Discourteous Treatment of Public/Other Employees) (Gov. Code § 19572 t, Other Failure of Good Behavior)</p>	<u>9</u>
<p>20) Solicitation of prostitution. (Gov. Code § 19572 l, Immorality) (Gov. Code § 19572 t, Other Failure of Good Behavior)</p>	6 <u>7</u> 8 9
<p>21) Drunkenness on duty. (Gov. Code § 19572 d, Inexcusable Neglect of Duty) (Gov. Code § 19572 g, Drunkenness on Duty) (Gov. Code § 19572 h, Intemperance) (Gov. Code § 19572 t, Other Failure of Good Behavior) CCR, title 15, §3410</p>	4 5 <u>6</u> 7 8 9

D. CONDUCT or INEFFICIENCY (CONTINUED)	PENALTY
22) Use of identification or position in the Department to solicit a gratuity or privilege. (Gov. Code § 19572 c, Inefficiency) (Gov. Code § 19572 r, Violation of Gov. Code § 19990) (Gov. Code § 19572 t, Other Failure of Good Behavior)	3 4 <u>5</u> 6 7
23) Operating the employee's personal vehicle, state vehicle, or state equipment for state business while under the influence of alcohol or illegal prescription drugs. (Gov. Code § 19572 c, Inefficiency) (Gov. Code § 19572 d, Inexcusable Neglect of Duty) (Gov. Code § 19572 g, Drunkenness on Duty) (Gov. Code § 19572 p, Misuse of State Property) (Gov. Code § 19572 t, Other Failure of Good Behavior)	4 5 6 7 8 <u>9</u>
24) Bringing contraband into a security area for personal use. (Gov. Code § 19572 c, Inefficiency) (Gov. Code § 19572 d, Inexcusable Neglect of Duty) (Gov. Code § 19572 f, Dishonesty) (Gov. Code § 19572 t, Other Failure of Good Behavior)	<u>3</u> 4 5 6
25) Bringing contraband into a security area for an inmate and/or for personal gain. (Gov. Code § 19572 c, Inefficiency) (Gov. Code § 19572 d, Inexcusable Neglect of Duty) (Gov. Code § 19572 f, Dishonesty) (Gov. Code § 19572 t, Other Failure of Good Behavior)	7 8 <u>9</u>
26) Failure to observe and perform within the scope of training. (Gov. Code § 19572 c, Inefficiency) (Gov. Code § 19572 d, Inexcusable Neglect of Duty) (Gov. Code § 19572 e, Insubordination) (Gov. Code § 19572 t, Other Failure of Good Behavior)	1 2 <u>3</u> 4 5 6
27) Intentional failure to intervene or attempt to stop misconduct by another employee. (Gov. Code § 19572 c, Inefficiency) (Gov. Code § 19572 d, Inexcusable Neglect of Duty) (Gov. Code § 19572 e, Insubordination) (Gov. Code § 19572 f, Dishonesty) (Gov. Code § 19572 o, Willful disobedience) (Gov. Code § 19572 t, Other Failure of Good Behavior)	4 <u>5</u> 6 7 8 9
28) Felony criminal conviction. (Gov. Code § 19572 k, Conviction of a Felony or a Misdemeanor Involving Moral Turpitude) (Gov. Code § 19572 t, Other Failure of Good Behavior)	<u>9</u>
E. INTEGRITY	PENALTY
1) Petty theft. (Gov. Code § 19572 f, Dishonesty) (Gov. Code § 19572 k, Conviction of a Felony or a Misdemeanor Involving Moral Turpitude) (Gov. Code § 19572 p, Misuse of State Property) (Gov. Code § 19572 t, Other Failure of Good Behavior)	3 - 6 Penalty shall be relative to value and circumstances.
2) Grand theft. (Gov. Code § 19572 f, Dishonesty) (Gov. Code § 19572 k, Conviction of a Felony or a Misdemeanor Involving Moral Turpitude) (Gov. Code § 19572 p, Misuse of State Property) (Gov. Code § 19572 t, Other Failure of Good Behavior)	7 - 9 Penalty shall be relative to value and circumstances.
3) Making false or intentionally misleading statements to a supervisor. (Gov. Code § 19572 e, Insubordination) (Gov. Code § 19572 f, Dishonesty) (Gov. Code § 19572 t, Other Failure of Good Behavior)	4 5 <u>6</u> 7 8 9
4) Making false or intentionally misleading statements to a public safety officer on or off duty. (Gov. Code § 19572 e, Insubordination) (Gov. Code § 19572 f, Dishonesty) (Gov. Code § 19572 t, Other Failure of Good Behavior)	4 5 6 7 8 <u>9</u>
5) Any form of cheating on a civil service examination, including but not limited to unauthorized possession, use, or distribution of examination material or participating in an examination for another person. (Gov. Code § 19572 a, Fraud in Securing Appointment) (Gov. Code § 19572 f, Dishonesty) (Gov. Code § 19572 l, Immorality) (Gov. Code § 19572 t, Other Failure of Good Behavior)	6 7 8 <u>9</u>

E. INTEGRITY (CONTINUED)	PENALTY
6) Falsification of time records or financial record for fraudulent purposes. (Gov. Code § 19572 f, Dishonesty) (Gov. Code § 19572 t, Other Failure of Good Behavior)	6 7 8 <u>9</u>
7) Falsification or making intentionally misleading statements in official reports or records. (Gov. Code § 19572 f, Dishonesty) (Gov. Code § 19572 t, Other Failure of Good Behavior)	6 7 8 <u>9</u>
8) Falsification of application or omission of information for employment or promotion when it materially affects acceptance or rejection for employment or promotion. (Gov. Code § 19572 a, Fraud in Securing Appointment) (Gov. Code § 19572 f, Dishonesty) (Gov. Code § 19572 t, Other Failure of Good Behavior)	6 7 8 <u>9</u>
9) Falsification, alteration, or planting of evidence. (Gov. Code § 19572 f, Dishonesty) (Gov. Code § 19572 t, Other Failure of Good Behavior)	6 7 8 <u>9</u>
10) False testimony under oath. (Gov. Code § 19572 d, Inexcusable Neglect of Duty) (Gov. Code § 19572 f, Dishonesty) (Gov. Code § 19572 t, Other Failure of Good Behavior)	<u>9</u>
F. FAILURE TO COMPLY	PENALTY
1) Failure to report employment outside the Department. (Gov. Code § 19572 r, Violation of Gov. Code § 19990)	<u>1</u> 2 3
2) Failure to attend required training. (Gov. Code § 19572 e, Insubordination) (Gov. Code § 19572 o, Willful disobedience)	<u>1</u> 2 3
3) Accepting employment outside the Department which imposes a conflict of interest or having financial interest in any contract made by an employee in their official capacity or by any body or board of which the employee is a member. (Gov. Code § 1090) (Gov. Code § 19572 r, Violation of Gov. Code § 19990)	3 4 5 6
4) Failure to follow lawful instructions or refusal to act as lawfully directed by a supervisor or higher ranking official. (Gov. Code § 19572 b, Incompetency) (Gov. Code § 19572 c, Inefficiency) (Gov. Code § 19572 e, Insubordination) (Gov. Code § 19572 o, Willful disobedience)	3 4 5 6
5) Refusal to submit to or take any oath or affirmation required by law or ordinances. (Gov. Code § 19572 s, Refusal to Take an Oath)	<u>9</u>
6) Refusal to take a medical examination or to submit to chemical testing, as required by civil service rules, ordinances, or lawful order. (Gov. Code § 19572 e, Insubordination) (Gov. Code § 19572 o, Willful disobedience)	<u>9</u>
G. MISUSE OF STATE EQUIPMENT or PROPERTY	PENALTY
1) Unauthorized use of state telephones or photocopy equipment for personal use. (Gov. Code § 19572 c, Inefficiency) (Gov. Code § 19572 f, Dishonesty) (Gov. Code § 19572 p, Misuse of State Property) (Gov. Code § 19572 r, Violation of Gov. Code § 19990) (Gov. Code § 19572 t, Other Failure of Good Behavior)	<u>1</u> 2 3
2) Failure to carry required equipment. (Gov. Code § 19572 c, Inefficiency) (Gov. Code § 19572 d, Inexcusable Neglect of Duty) (Gov. Code § 19572 t, Other Failure of Good Behavior)	<u>1</u> 2 3
3) Misuse or non-use of issued equipment. (Gov. Code § 19572 p, Misuse of State Property)	<u>1</u> 2 3
4) Misappropriation of state equipment, property, supplies, or funds. (Gov. Code § 19572 c, Inefficiency) (Gov. Code § 19572 f, Dishonesty) (Gov. Code § 19572 p, Misuse of State Property) (Gov. Code § 19572 t, Other Failure of Good Behavior)	1 – 9 Penalty shall be relative to value of misappropriation and circumstances..

H. OFF DUTY INCIDENTS	PENALTY
1) Failure to report off duty arrest to the Hiring Authority. (Gov. Code § 19572 t, Other Failure of Good Behavior)	1 <u>2</u> 3
2) Drunk or disorderly conduct in public. (Gov. Code § 19572 t, Other Failure of Good Behavior)	1 <u>2</u> 3
3) Off duty drunk driving. (Gov. Code § 19572 t, Other Failure of Good Behavior)	1 <u>2</u> 3
4) Off duty drunk driving with collision. (Gov. Code § 19572 h, Intemperance) (Gov. Code § 19572 t, Other Failure of Good Behavior)	4 <u>5</u> 6
5) Carrying an unauthorized weapon off duty. (Gov. Code § 19572 t, Other Failure of Good Behavior)	3 4 <u>5</u> 6
6) Domestic violence. (Gov. Code § 19572 k, Conviction of a Felony or a Misdemeanor Involving Moral Turpitude) (Gov. Code § 19572 l, Immorality) (Gov. Code § 19572 t, Other Failure of Good Behavior)	4 5 <u>6</u> 7 8 9
7) Intimidation, threats, or assault of a private citizen without intent to inflict serious injury. (Gov. Code § 19572 m, Discourteous Treatment of Public/Other Employees) (Gov. Code § 19572 t, Other Failure of Good Behavior)	3 4 <u>5</u> 6
8) Battery of a private citizen with intent to commit injury. (Gov. Code § 19572 m, Discourteous Treatment of Public/Other Employees) (Gov. Code § 19572 t, Other Failure of Good Behavior)	4 5 <u>6</u> 7 8 9
I. TRAFFIC RELATED INCIDENTS WHILE ON DUTY	PENALTY
1) Dangerous or negligent driving. (Gov. Code § 19572 d, Inexcusable Neglect of Duty) (Gov. Code § 19572 p, Misuse of State Property) (Gov. Code § 19572 t, Other Failure of Good Behavior)	1 <u>2</u> 3
2) Dangerous or negligent driving with collision. (Gov. Code § 19572 d, Inexcusable Neglect of Duty) (Gov. Code § 19572 p, Misuse of State Property) (Gov. Code § 19572 t, Other Failure of Good Behavior)	3 4 <u>5</u> 6
3) Dangerous or negligent driving with collision and injuries. (Gov. Code § 19572 d, Inexcusable Neglect of Duty) (Gov. Code § 19572 p, Misuse of State Property) (Gov. Code § 19572 t, Other Failure of Good Behavior)	4 5 6 <u>7</u> 8
J. USE of FORCE	PENALTY
1) Unreasonable use of force. (Gov. Code § 19572 d, Inexcusable Neglect of Duty) (Gov. Code § 19572 t, Other Failure of Good Behavior)	<u>1</u> 2 3
2) Significant unreasonable use of force likely to cause injury. (Gov. Code § 19572 d, Inexcusable Neglect of Duty) (Gov. Code § 19572 t, Other Failure of Good Behavior)	4 <u>5</u> 6
3) Significant unreasonable use of force likely to cause serious injury. (Gov. Code § 19572 d, Inexcusable Neglect of Duty) (Gov. Code § 19572 t, Other Failure of Good Behavior)	6 7 8 <u>9</u>
4) Employee's failure to report his/her own use of force. (Gov. Code § 19572 d, Inexcusable Neglect of Duty) (Gov. Code § 19572 f, Dishonesty) (Gov. Code § 19572 t, Other Failure of Good Behavior)	2 3 4 <u>5</u> 6
5) Employee's failure to report his/her own unreasonable use of force. (Gov. Code § 19572 d, Inexcusable Neglect of Duty) (Gov. Code § 19572 f, Dishonesty) (Gov. Code § 19572 t, Other Failure of Good Behavior)	4 5 6 7 8 <u>9</u>
6) Employee's failure to report use of force witnessed. (Gov. Code § 19572 d, Inexcusable Neglect of Duty) (Gov. Code § 19572 f, Dishonesty) (Gov. Code § 19572 t, Other Failure of Good Behavior)	2 3 4 <u>5</u> 6

J. USE OF FORCE (CONTINUED)	PENALTY
7) Employee’s failure to report unreasonable use of force witnessed. (Gov. Code § 19572 d, Inexcusable Neglect of Duty) (Gov. Code § 19572 f, Dishonesty) (Gov. Code § 19572 t, Other Failure of Good Behavior)	4 5 6 7 8 9
K. WEAPONS – LETHAL & LESS-LETHAL WHILE ON DUTY	PENALTY
1) Misuse or non-use of available weapon(s). (Gov. Code § 19572 b, Incompetency) (Gov. Code § 19572 d, Inexcusable Neglect of Duty) (Gov. Code § 19572 v, Inappropriate Target Practice)	1 2 3
2) Careless handling of duty weapon(s) resulting in discharge of weapon(s). (Gov. Code § 19572 c, Inefficiency) (Gov. Code § 19572 d, Inexcusable Neglect of Duty) (Gov. Code § 19572 p, Misuse of State Property) (Gov. Code § 19572 t, Other Failure of Good Behavior)	1 2 3
3) Inappropriate display of weapon(s). (Gov. Code § 19572 t, Other Failure of Good Behavior)	4 5 6
4) Gross negligence in handling of duty weapon(s). (Gov. Code § 19572 c, Inefficiency) (Gov. Code § 19572 d, Inexcusable Neglect of Duty) (Gov. Code § 19572 p, Misuse of State Property) (Gov. Code § 19572 t, Other Failure of Good Behavior)	4 5 6 7 8 9

33030.20 Imposition of Penalty and Consultation

After determining the investigative findings, or in cases where direct adverse action is taken without an investigation, the Hiring Authority shall consult with the Vertical Advocate, for all designated cases, and the SAIG, for all cases monitored by the BIR when determining a penalty. The following shall be considered:

- The seriousness of the misconduct;
- Harm or potential harm to the public service;
- The circumstances surrounding the misconduct;
- The likelihood of recurrence;
- Whether or not progressive discipline has been taken in the past;
- Other mitigating or aggravating circumstances.

The Hiring Authority shall justify and document each penalty on the CDCR Form 403. The completed CDCR Form 403 shall be signed by the Hiring Authority at least fourteen (14) calendar days before service of the Notice of Adverse Action and shall be forwarded to the ERO/Disciplinary Officer. The ERO/Disciplinary Officer shall retain the original CDCR Form 403 in the Adverse Action file and shall forward a copy to the Vertical Advocate for designated cases and to the SAIG for cases monitored by the BIR. For designated cases, the Vertical Advocate shall provide to the Hiring Authority, SAIG, and AGC a written confirmation (i.e. memorandum or e-mail) of penalty discussions with the SAIG. The Vertical Advocate shall also document all communications related to penalty imposition in the legal database.

For all cases for which the penalty is dismissal, the ERO/Disciplinary Officer or Vertical Advocate shall provide to the AGC and the Hiring Authority shall provide to his/her immediate supervisor the following: written notification (i.e. memorandum or e-mail) regarding the proposed penalty; a copy of the CDCR Form 403; and any other requested documentation. The Hiring Authority shall delay service of the Final Notice of Adverse Action for three (3) business days following transmittal of the written notification, so there is time for Executive Review to be requested. At this time, the AGC, or designee, shall make a determination whether the non-designated dismissal case will be assigned to a Vertical Advocate for prosecution before the SPB. This determination shall be based upon factors including the complexity of the case and whether the actual behavior prior to the investigation warrants a dismissal. The AGC shall notify the Vertical Advocate and the Hiring Authority of the case assignment and the reasons for the determination.

33030.21 Setting the Effective Date of the Action

After consulting with the employee's personnel/payroll office, the Hiring Authority shall determine the effective date(s) of the adverse action after allowance for the *Skelly* period [minimum of five (5) working days or twenty (20) calendar days for managers]. For cases the BIR is monitoring, the effective date shall be at least twenty-one (21) calendar days following the date of service of the Notice of Adverse Action. Consideration shall be given to the following:

- Suspensions shall be computed on a 24-hour work day basis, excluding legal holidays and regular days off. Holidays are not considered working days for suspension. There is no pay for a holiday occurring during a period of suspension. Holidays occurring during a period of suspension in effect increase the penalty by one day and such scheduling shall be avoided whenever possible. (Example: Four working days suspension for the period of July 1, __, 0800 hours, through July 6, __, 0759 hours; employee loses five (5) days pay).
- Time absent on suspension may delay the employee's next merit salary adjustment and may affect the earnings of vacation and sick leave credits (refer to DOM or a personnel specialist).
- In computing reductions in salary, the effective date of reduction shall coincide with the beginning of a pay period and amounts shall coincide with the existing salary range.
- Effective dates for all actions involving pay issues shall be coordinated with the employee's personnel/payroll office to avoid overpayment situations.
- The effective date of the adverse action may only be modified if the Hiring Authority serves to the affected employee a written amendment to the Notice of Adverse Action.

33030.22 Adverse Action Documentation

Adverse action documentation shall be completed, in all cases, prior to the statute of limitations expiration date. The Vertical Advocate shall monitor due dates and provide legal advice to the Hiring Authority and the ERO/Disciplinary Officer for all cases. The Vertical Advocate shall draft the Notice of Adverse Action for all designated cases and shall forward a draft Notice of Adverse Action to the SAIG for cases monitored by the BIR. For all other cases, the Vertical Advocate shall consult with the ERO/Disciplinary Officer upon request regarding other Notices of Adverse Action drafted by the ERO/Disciplinary Officer.

When drafting a Notice of Adverse Action the ERO/Disciplinary Officer, in consultation with the Vertical Advocate, shall ensure the following:

1. Each cause(s) for discipline supported by the facts is included.

2. At least one Government Code section is cited as a cause for each act of misconduct.
3. All the facts in support of the causes for discipline are included.
4. All facts fall within the statute of limitations.
5. All facts are alleged with sufficient specificity to meet the requirements of SPB Precedential Decision No. 91-04, In re: Korman.
6. When required under the Bodiford Settlement, the employee was served with a Preliminary Notice of Adverse Action and all supporting documentation, at least 24- hours prior to service of the Notice of Adverse Action.
7. If the subject employee is a peace officer, he or she is being served with the Notice of Adverse Action within thirty (30) calendar days of the decision to take disciplinary action.
8. The employee's rights and entitlements are included, as follows:
 - a. *Skelly* Rights:
 - i. Notice of the proposed action.
 - ii. Notice of the reasons for the proposed action in writing at least five (5) working days before the adverse action becomes effective [twenty (20) calendar days for managers].
 - iii. A copy of the charges on which the action is based in sufficient detail for the employee to prepare a defense.
 - iv. A copy of all materials upon which the action is based, including any documents, photographs, tape recordings, video tapes, complete investigative reports (e.g., reports and other materials that the Hiring Authority relied upon in forming the decision to take the action).
 - v. The right to respond to a manager who was not involved in the investigation of the action currently being taken against the employee.
 - vi. The right to be represented when responding to the Hiring Authority imposing the discipline.
 - b. Right to appeal to the SPB.
9. The notice includes other appropriate considerations, such as:
 - a. Training received;
 - b. Prior counseling received;
 - c. Prior discipline;
 - d. A statement that peace officers are held to a higher standard with regard to honesty and integrity and that his or her actions have not met this standard.

33030.23 Adverse Action Documentation - Summary of Adverse Action

The Summary of Adverse Action shall be completed for non-designated cases by the ERO/Disciplinary Officer as follows:

1. Work History: A biographical summary of the employee's employment history:
 - a. Location and dates of assignment.
 - b. Prior adverse actions with causes and dates listed.
 - c. Special commendations (restricted to departmental commendations or commendations from other agencies). Do not include routine letters of thanks or routine training certificates of accomplishment.
 - d. Incident reports-commendable and censurable. (Include any current Letters of Instruction.)
2. Chronological Summary of the Investigation: Write the summary as briefly and concisely as possible. Supporting reports, documents, and complete statements should be included as exhibits and referenced in the chronological summary.
 - a. The summary shall be in chronological sequence based on the steps taken by the investigator beginning with receipt of the information that precipitated the investigation.
 - b. Briefly describe each act of misconduct that supports the allegation.
 - c. Obtain dates, times, and the names of supervisors conducting corrective interviews. Copies or corrective memorandums, incident reports, etc., shall be included as exhibits.
3. Summary of Witnesses Statements: Prepare a list of witnesses as follows:

- a. Include the witness' full name and, if the witness is a State employee, his/her civil service classification title.
 - b. Below each name, identify the facts of the case for which the witness shall testify.
 - c. Briefly summarize witness' statements in the sequence they were developed. The summary should contain all pertinent points contained in the statement.
4. Attachments: All documents gathered during the investigation including signed statements, transcripts, vouchers, receipts, performance reports, incident reports, photographs, and CDC Form 602 (Inmate/Parolee Appeal Form).

33030.23.1 Documentation Format

Clerical support staff, under the supervision of the ERO/Disciplinary Officer, shall compile adverse action documentation as follows:

1. Type the Preliminary Notice of Action on the departmental form memorandum.
2. Type Notice of Adverse Action on Department letterhead as follows:
 - a. The type of notice shall appear in capital letters and shall be centered four spaces below the letterhead.
 - b. The employee's name, civil service classification, worksite name and location (including institution or parole region, if applicable) are typed in block style at the left-hand margin, four spaces below the title. A Confidential Department Employee Information Sheet shall be attached and contain current home address and social security number.
 - c. Divide the body of the formal notice into sections indicated by Roman numerals as identified below:
 - I. Statement of the Nature of the Adverse Action.
 - II. Effective Date of This Adverse Action.
 - III. Statement of Causes.
 - IV. Statement of Facts.
 - V. Notice and Progressive Discipline.
 - VI. Statement as to Right to Answer and Appeal.
 - VII. Statement as to Right to Respond to Your Appointing Power.
3. Include notations explaining the meaning of abbreviations used in supporting documentation and, in the signature block of the notice, the typed name, work location, business address and telephone number of the Hiring Authority.

33030.23.2 Declaration of Service

The ERO/Disciplinary Officer, or his/her assistant, shall be responsible for completion of Declaration of Service for the following documents provided to an employee either by mail or in person:

- Preliminary Notice of Adverse Action;
- Notice of Adverse Action;
- Notice of Automatic Resignation (AWOL separation);
- Response to resignation;
- Stipulation for resignation in lieu of adverse action;
- "Notice of Leave of Absence Pending Investigation (ATO)";
- Notice of Rejection During Probationary Period.

Notices of Adverse Action and Preliminary Notices of Adverse Action shall be sent via United States Postal Service (USPS) as registered mail with return receipt requested. Clerical support staff shall coordinate the adverse action documentation as follows:

1. Address an envelope to the employee's current home address and type in capital letters in the lower left corner of the envelope the words, "Return Receipt Requested."
2. Attach to each notice a bar-coded red Label 200 (available for registered mail from an USPS office). The label shall be placed above the delivery address and to the right of the return address (or to the left of the delivery address on parcels).
3. Type the information required on the PS Form 3811, Domestic Return Receipt, and affix the PS Form 3811 to the back of the sealed envelope/parcel. The name and address of the Hiring Authority is typed on the front in the space under "Return to."
4. When returned, the PS Form 3811 shall be filed with the copy of the Notice of Adverse Action or Preliminary Notice of Adverse Action.

33030.24 *Skelly Hearing Process*

All department employees shall be offered a *Skelly* Hearing prior to imposition of any adverse action, including disciplinary transfers, so the affected employee may respond to the charges contained in the Notice of Adverse Action. Employees waive his/her right to a *Skelly* Hearing by not formally requesting a *Skelly* Hearing.

33030.24.1 *Notice and Request for Skelly Hearing*

Notice of the right to a *Skelly* Hearing prior to the effective date of the action shall be provided at least five (5) working days prior to the effective date of the action and twenty (20) calendar days for managers that are being disciplined (pursuant to Government Code section 19590). This period of time is known as the “*Skelly* Period.” If any provision of the policy is inconsistent with a bargaining unit Memorandum of Understanding (MOU), the MOU prevails.

33030.24.2 *Skelly Hearing*

The *Skelly* Hearing is attended by the following: *Skelly* Officer; affected employee; employee’s representative if the employee requests a representative; the ERO/Disciplinary Officer, or other designee representing the Hiring Authority; the ERO/Disciplinary Officer’s assistant or other person designated to take notes; the Vertical Advocate for all designated cases; and the SAIG for cases the BIR is monitoring.

The ERO/Disciplinary Officer shall coordinate all *Skelly* Hearings and shall ensure the comprehensive taking of minutes. The minutes from each *Skelly* Hearing shall remain in the ERO/Disciplinary Officer’s file. Tape recordings of the *Skelly* Hearing shall not be permitted.

Affected employees who request a *Skelly* Hearing shall be notified of the identity of the *Skelly* Officer. The *Skelly* Officer shall review the Notice of Adverse Action or other charging document and all supporting materials prior to the *Skelly* Hearing. The *Skelly* Officer shall listen to and review the affected employee’s side of the story and shall allow the affected employee the opportunity to present arguments that the adverse action should not be sustained or should be reduced in some way.

If an affected employee chooses to waive the right to a noninvolved manager acting as the *Skelly* Officer and requests that the Hiring Authority that took the action act as the *Skelly* Officer, the employee may do so within the *Skelly* period by signing a CDCR Form 3028, Waiver of Non-Involved *Skelly* Officer.

When reviewing the imposition of discipline, the *Skelly* Officer shall consider whether the action is as follows:

- Timely;
- Based on the proper statutory cause;
- Supported by the facts.

The affected employee shall be allowed representation during the *Skelly* Hearing. The affected employee and/or the employee’s representative may present to the *Skelly* Officer either in writing or orally or both. The employee also may submit affidavits. However, the *Skelly* Officer has the right to restrict any oral presentation that is argumentative or repetitive.

The *Skelly* Hearing is not an evidentiary proceeding; therefore, the affected employee does not have the right to confront the Department’s witnesses or call witnesses on the employee’s behalf. The *Skelly* Officer may ask clarifying questions, as are appropriate. The *Skelly* Officer is not subject to examination by either the affected employee or the employee’s representative, and is not required to provide any response to the information submitted by the affected employee or the employee’s representative except to acknowledge receipt.

The Vertical Advocate, unless precluded by a scheduling conflict, shall attend the *Skelly* Hearing for all designated cases. During the *Skelly* Hearing, the Vertical Advocate shall observe the proceedings but not give legal advice to the *Skelly* Officer. The ERO/Disciplinary Officer shall be available to provide technical assistance to the *Skelly* Officer, if needed. The SAIG may also attend the *Skelly* Hearing for cases that the BIR is monitoring. The *Skelly* Officer shall remain objective and make an independent recommendation to the Hiring Authority. The Vertical Advocate shall remain available to participate in any settlement discussions as the department’s representative. The Vertical Advocate shall consult with the SAIG present at the *Skelly* Hearing, and provide legal advice to the Hiring Authority regarding any new information and legal arguments that emanated from the *Skelly* process.

33030.24.3 *Skelly Officer’s Recommendations*

The affected employee shall not be informed of the *Skelly* Officer’s recommendation to the Hiring Authority. The affected employee shall be

advised at the *Skelly* Hearing that the final recommendation will not be announced at the *Skelly* Hearing but shall be conveyed to the Hiring Authority. The *Skelly* Officer’s recommendation shall be conveyed to the Hiring Authority as soon as possible but no more than two (2) business days following the *Skelly* Hearing.

The *Skelly* Officer may make one of the following recommendations to the Hiring Authority:

- The action should proceed without modification;
- The action should be amended, modified, or reduced;
- The action should be withdrawn in its entirety.

After the initial *Skelly* Hearing and before making one of the above recommendations, the *Skelly* Officer may also request one/both of the following from the Hiring Authority:

- A response from the Hiring Authority with regard to any issue raised by the employee;
- That additional investigation be conducted.

If the *Skelly* Officer makes a recommendation other than that the action proceed without modification, the *Skelly* Officer must clearly state in writing each mitigating or aggravating fact or factor that the *Skelly* Officer considered relevant to his/her decision. The *Skelly* Officer’s recommendation should be based on the employee’s/representative’s presentation and response to the charges, and the Hiring Authority’s response, if any.

The affected employee will be advised if the Hiring Authority undertakes further investigation at the request of the *Skelly* Officer. If the *Skelly* Officer requests a response from the Hiring Authority and/or additional investigation, the Hiring Authority shall make every effort to complete any further investigation and to respond to the *Skelly* Officer within five (5) business days. The *Skelly* Hearing will not be considered concluded until the response from the Hiring Authority and/or additional investigation is provided to the *Skelly* Officer. The effective date of the adverse action originally served shall not change unless the Hiring Authority serves a written amendment to the Notice of Adverse Action.

33030.24.4 *Settlement Discussions at the Skelly Hearing*

During the *Skelly* Hearing, the affected employee may discuss his/her willingness to accept some discipline or other action at a level different than that imposed by the Hiring Authority or may communicate his/her willingness to resolve the adverse action directly with the Hiring Authority. The *Skelly* Officer shall not discuss these matters with the affected employee. Instead, the *Skelly* Officer shall excuse him/herself or shall suggest that the affected employee, the employee’s representative, and the Department’s representative(s) privately discuss the possibility of settlement. These discussions shall not be used as evidence by either side if the matter does not end in settlement.

When a *Skelly* Hearing is suspended pending settlement negotiations, the parties should complete and sign the CDCR Form 3029, Suspension of *Skelly* Hearing. If discussions result in a settlement and the affected employee waives any right to appeal the matter further (including to the SPB and Superior Court), no further *Skelly* Hearing is required and the *Skelly* Officer’s obligations are concluded. If the discussions do not result in settlement, the *Skelly* Officer shall return and complete the *Skelly* Hearing.

33030.25 *Hiring Authority’s Final Decision Regarding Imposition of Penalty*

If the Hiring Authority proposes any post-*Skelly* penalty modification for a designated case, the Hiring Authority shall provide to the Vertical Advocate, SAIG, and AGC the following: (1) a written confirmation of penalty discussions (i.e. memorandum or e-mail) with the SAIG, including the Hiring Authority’s proposed penalty modification and (2) a copy of the *Skelly* Officer’s written recommendation. The Hiring Authority shall delay service of the *Skelly* Letter for three (3) business days following transmittal of the written notification, so there is time for Executive Review to be requested. The Vertical Advocate shall document all communications related to penalty imposition in the legal database.

For a post-*Skelly* action to completely withdraw any penalty or to modify any dismissal penalty, the Vertical Advocate shall provide to the AGC and the Hiring Authority shall provide to his/her immediate supervisor the following: written notification (i.e. memorandum or e-mail) regarding the proposed penalty; a copy of the CDCR Form 403; and any other requested documentation.

Unless further investigation is needed or Executive Review is requested, the *Skelly* Letter indicating the final decision of the Hiring Authority regarding

disciplinary penalty shall be served to the affected employee within five (5) working days of the Hiring Authority's receipt of the *Skelly* Officer's recommendation.

33030.26 Settlement Agreements

The Hiring Authority or designee has the authority to settle all cases. However, prior to approving a settlement of a designated case the Hiring Authority shall consult with the assigned Vertical Advocate and the SAIG, for cases the BIR is monitoring, regarding both the form and substance of settlement agreements. If a settlement agreement is proposed during a hearing, the terms of the settlement shall be approved by the Hiring Authority, following consultation with the Vertical Advocate for designated cases and the SAIG for cases the BIR is monitoring. The Vertical Advocate also shall consult with and obtain approval from his/her EAPT supervisor to settle any case. If the Vertical Advocate has obtained pre-hearing approval of settlement parameters, and the proposed settlement is within those parameters, the Vertical Advocate does not need to contact a supervisor for settlement authority at the time of the hearing.

The Vertical Advocate shall draft settlement agreements for all designated cases and cases assigned by the AGC and shall assist the Hiring Authority and ERO/Disciplinary Officer with drafting settlement agreements when requested. Settlement agreements may also be prepared by the employee's representative, with the approval and assistance of the Vertical Advocate in designated cases. All settlement agreements signed by CDCR representatives shall include the relevant clauses set forth in section 33030.26.2 below and require signature approval of all parties concerned.

The Vertical Advocate shall have a proactive role during settlement negotiations, shall review each term of a proposed settlement, and shall be available to advise the Hiring Authority on the appropriateness of all settlement agreements. Terms that are contrary to accepted Department policies and procedures shall not be incorporated into any settlement agreement. The Vertical Advocate shall research the existence of any other pending cases that involve the appellant (e.g., workers' compensation claims, civil lawsuits, whistleblower protection actions) and shall recommend global settlement of any or all cases as appropriate. The Vertical Advocate shall document all communications related to settlement agreements/penalty imposition in the legal database.

If the Hiring Authority proposes a settlement agreement for a designated case, or a case the BIR is monitoring, that includes withdrawal of any penalty or modification of any dismissal, the Hiring Authority shall provide to the Vertical Advocate, his/her immediate supervisor, the AGC, and the SAIG the following: written notification (i.e. memorandum or e-mail) regarding the proposed settlement; a copy of the CDCR Form 403; a copy of the proposed settlement; and any other requested documentation. Approval of the settlement agreement by the Hiring Authority shall be delayed for three (3) business days following transmittal of the notification, so that there is time for Executive Review to occur.

33030.26.1 Factors to Consider Prior to Agreeing to Settle

When a Hiring Authority considers whether or not settlement is warranted, the following factors shall be considered:

- The gravity of the conduct that brought about disciplinary action;
- The risk of harm to the public service if such misconduct recurs;
- Whether any court orders or corrective action plans have an impact on the decision to settle the disciplinary action;
- Whether, in accordance with the principle of progressive discipline, the settlement continues to have the effect of preventing future misconduct;
- Whether mitigating factors or other evidence, including evidence of remorse, were already considered at the *Skelly* Hearing, or as part of the underlying investigation;
- The length of the State service of the employee;
- Whether or not the employee has a record of prior discipline;
- Whether conditions can be obtained through settlement (i.e., drug and alcohol testing and counseling, anger management counseling, etc.) that cannot be obtained solely through continued prosecution of the adverse action;
- Flaws and risks in the case (including evidentiary problems, problems with witness availability, questions of law, etc.) not considered or known at the time of the preparation of the adverse action, or which have been exacerbated since the filing of the Notice of Adverse Action;
- The finality that settlement brings to a case.

33030.26.2 Essential Settlement Language

In addition to a recitation of the unique terms for any particular agreement, the settlement agreement documentation shall include the following key clauses:

Standard clauses:

APPELLANT, by his/her signature on this document, agrees to withdraw his/her Appeal to the NOTICE OF ADVERSE ACTION effective [insert date] and to waive any right he/she may have to appeal the NOTICE OF ADVERSE ACTION either before the State Personnel Board or any court of law which might have jurisdiction over the matter. Specifically, APPELLANT waives any rights he/she may have as set forth in sections "[insert number]" and "[insert number]" of the NOTICE OF ADVERSE ACTION; and, Code of Civil Procedure, Part 3, title 1, section 1067 through 1110 b, inclusive.

APPELLANT, by his/her signature on this document, and in exchange for such consideration as is set forth in this STIPULATION AND RELEASE, releases, acquits and forever discharges the State of California, the California Department of Corrections and Rehabilitation, and its agents, representatives, employees, successors and assigns, of and from any and all demands, actions, causes of action, claims of any kind or nature whatsoever, known and unknown, anticipated or unanticipated, past or present, and any claim under state or federal law including, but not limited to, claims under the Fair Employment and Housing Act, Title VII of the 1964 Civil Rights Act, and/or the Age Discrimination in Employment Act, which may exist as of the date hereof in connection with or arising out of the actions taken by the Department regarding this NOTICE OF ADVERSE ACTION.

APPELLANT is familiar with and has read the provisions of California Civil Code section 1542, and expressly waives to the fullest extent of the law any and all rights he/she may otherwise have under the terms of that Code section which reads as follows:

"A general release does not extend to claims which the creditor does not know of or suspect to exist in his favor at the time of executing the release, which if known by him must have materially affected his settlement with the debtor."

APPELLANT executes this release without reliance upon any statement or representation by the DEPARTMENT, or its representatives except as set forth in this document. APPELLANT is of legal age and is legally competent to execute this release. APPELLANT accepts fully the responsibility therefore, and executes this release after having read the STIPULATION AND RELEASE. After having been advised and having the opportunity to discuss it thoroughly with APPELLANT'S representative, [insert name], APPELLANT understands its provisions and enters into this STIPULATION AND RELEASE voluntarily.

This STIPULATION AND RELEASE is freely and voluntarily entered into, and APPELLANT hereby authorizes and orders his/her representatives of record to withdraw his/her appeal of the NOTICE OF ADVERSE ACTION, effective [insert date], currently pending before the State Personnel Board (Case No. [insert number].), as agreed in paragraph "(insert paragraph number)" of STIPULATION AND RELEASE.

If the Appellant is age forty years or older:

APPELLANT represents that he/she has been notified that he/she has the right to consider this STIPULATION AND RELEASE for at least twenty-one (21) calendar days before its execution. APPELLANT expressly waives this right.

APPELLANT shall have the right to revoke this STIPULATION AND RELEASE for seven (7) calendar days after its execution, and understands that this STIPULATION AND RELEASE does not become effective or enforceable until that revocation period has expired.

If an agreement includes a removal of an action at a specified time in the future:

Even though RESPONDENT agrees to remove the adverse personnel action from APPELLANT'S personnel file in accordance with the terms and conditions set forth in paragraph [insert number] of this agreement, APPELLANT is aware and understands that RESPONDENT can, at its option, use this adverse action for purposes of progressive discipline if APPELLANT receives an adverse action in the future.

If the Appellant has agreed to resign:

On [insert date], APPELLANT agrees that he/she will be deemed to have resigned. This resignation is irrevocable and is not contingent on

the action of any other State agency, or in the future. Appellant further agrees, as part of the consideration and inducement for execution of the STIPULATION AND RELEASE, to never apply for or accept employment with the California Department of Corrections and Rehabilitation (CDCR), or any entity providing services to inmates or wards within the CDCR. If the Department inadvertently offers appellant a position, appellant breaches this agreement by accepting a position with the Department. APPELLANT shall be terminated at such time as is convenient to the Department and excluded from all institutions, and APPELLANT hereby waives any right APPELLANT may have to appeal that termination and/or exclusion in any forum.

33030.26.3 Documenting the Settlement Process

When a settlement is read into the record at a hearing, the above required language shall be read into the record accurately and shall include appropriate modifications as specified in the settlement agreement. The Vertical Advocate or ERO/Disciplinary Officer shall indicate on the record the names of the representatives who have agreed to this settlement.

Anytime a settlement agreement is reached, the Vertical Advocate or the ERO/Disciplinary Officer shall complete a CDC Form 3021, SPB Case Settlement Report, and shall forward the CDC Form 3021 to the AGC and to the SAIG for all cases monitored by the BIR. The CDC Form 3021 shall be utilized for audit purposes. The name of the manager providing settlement authority shall be reported under the "Name of Final Decision Maker" heading of the CDC Form 3021.

33030.27 Use of ATO

An employee shall only be placed on ATO as follows:

- He/she has been charged with a felony;
- He/she is suspected of smuggling contraband;
- He/she has shown unacceptable familiarity with inmates or parolees;
- He/she has seriously jeopardized the security of the institution;
- He/she has committed any other serious infraction of the CCR;
- The proposed discipline is dismissal.

Use of ATO should be considered when the employee's continued presence at the work site will adversely affect the security or management of the facility. However, when possible, an alternative assignment should be considered rather than placement on ATO.

33030.27.1 Request for ATO

Revised July 9, 2013

The Hiring Authority shall request to place an employee on ATO as follows:

- All requests for placing an employee on ATO shall be approved through the Hiring Authority's supervisor, by telephone or in person.
- Initial approval for ATO by the Hiring Authority's supervisor shall be granted for a period not to exceed five (5) working days.
- The requesting unit shall notify the Office of Legal Affairs (OLA), Employment Advocacy and Prosecution Team (EAPT) immediately and the ERO/Disciplinary Officer shall initiate a written request.

In order to place an employee on ATO, the Hiring Authority shall provide notification of ATO pending investigation to the affected employee.

The Hiring Authority shall contact his/her supervisor prior to the employee's fifth (5th) working day on ATO to request to continue an employee on ATO beyond five (5) working days. For requests to continue an employee on ATO beyond ten (10) working days, the Hiring Authority shall contact his/her supervisor prior to the employee's tenth (10th) working day on ATO. If the Hiring Authority's supervisor approved the request to continue an employee on ATO beyond ten (10) working days, the Hiring Authority's supervisor shall notify the appropriate Director that an employee is to be continued on ATO beyond ten (10) working days.

If it is determined that an employee should be continued on ATO beyond thirty (30) working days, the Director shall notify the appropriate Undersecretary prior to the employee's twenty-fifth (25th) business day on ATO. The Director shall instruct the OLA, EAPT, to request approval from the California Department of Human Resources (CalHR) in writing, prior to the twenty-fifth (25th) working day.

33030.27.2 Calculation of ATO Period

The ATO period shall commence when the Hiring Authority has obtained approval from his/her supervisor, and the employee has been effectively notified of his/her placement on ATO status. If an employee on ATO is to return to work, he/she shall be contacted and ordered to do so. There should be no confusion regarding either the expectation that the employee return to

work or the reporting date and time. The Hiring Authority shall confirm the order in writing.

33030.27.3 ATO Notices and Employee Responsibilities

When placed on ATO, an employee shall be given a written notice that contains the following:

- The employee is still an employee of the Department and shall be available during the normal business hours of the Department (i.e., Monday through Friday, 8:00 a.m. 12:00 p.m. and 1:00 p.m. to 5:00 p.m.). The employee's lunch hour shall be from 12:00 p.m. to 1:00 p.m. Any state holidays observed during the work week shall be exempt.
- The employee shall be available by telephone.
- The employee may leave the immediate area to complete necessary errands (i.e., medical appointments or other necessary business that normally can only be completed during the business day). However, the employee must respond to the Department's attempt to contact him/her within a reasonable period of time. The reasonableness of the employee's response shall be determined by the type of errand, distance traveled and any other factors peculiar to the area which might affect the employee's ability to return the telephone call.
- The expectation is that, generally, the response time of the employee shall be less than two (2) hours.
- Emergency situations may affect this timeframe and are subject to Hiring Authority approval.

33030.27.4 State Property

When an employee is placed on ATO, the Hiring Authority shall require that the employee surrender all state-issued property including weapons, state identification, badge(s), keys, vests, and any other items related to employment.

33030.27.5 Peace Officer Authorization

If a peace officer is placed on ATO, the Hiring Authority may, based on the circumstances, rescind the peace officer authorization to carry a concealed weapon off duty. The rescission notice shall be in writing and given to the employee.

33030.28 Vertical Advocate's Preparation for the SPB Hearing

Upon notification from the SPB that an appeal has been filed, the ERO/Disciplinary Officer and/or the Vertical Advocate shall notify the Hiring Authority and shall prepare for the SPB Hearing. The Vertical Advocate shall represent the Department at SPB Hearings for all designated cases. In all cases presented by the Vertical Advocate, the ERO/Disciplinary Officer shall provide administrative support to the Vertical Advocate including, but not limited to, service of witness subpoenas.

The Vertical Advocate shall prepare for the SPB Hearing, including the following, as appropriate:

1. Prepare the defense by confirming:
 - a. Due process compliance, including notice, documentation, *Skelly* Hearing (if requested) and proper service.
 - b. Deadlines, statutes of limitations, and other critical time requirements.
2. Contact the appellant's representative to discuss relevant issues, including defenses, potential for settlement, etc.
3. Make discovery requests.
4. Respond to discovery requests.
5. Draft pre-hearing motions (e.g., motion to dismiss for failure to file a timely appeal).
6. Respond to pre-hearing motions.
7. Identify witnesses, including experts, and assess what testimony they can provide.
8. Request that the witnesses review any transcripts of their interviews to ensure their accuracy.
9. Contact the ERO/Disciplinary Officer for the issuance of subpoenas to witnesses and experts.
10. Interview witnesses, as necessary (i.e., if the Vertical Advocate has not participated in the investigative interview).
11. Select witnesses to testify.
12. Prepare witnesses in person, including the assigned investigator, for testimony at the SPB Hearing.
13. Visit the location of the incident leading to the disciplinary action.

14. Identify exhibits to be introduced at the SPB Hearing and request reproduction of the exhibits by the ERO/Disciplinary Officer.
15. Assess the current strengths and weaknesses of the Department's case, whether and how the weaknesses can be overcome, and develop a strategy for the case.
16. Assess the current strengths and weaknesses of the appellant's case, including what his or her defenses are likely to be and how to counter them. For example, consider the following:
 - a. What were the appellant's defenses during the *Skelly* Hearing?
 - b. Who did the appellant subpoena?
 - c. To what can the appellant's witnesses testify?
 - d. Other possible defenses, including:
 - i. Statute of limitations violations.
 - ii. No nexus between wrongful act and employment with the Department.
 - iii. No progressive discipline.
 - iv. The appellant is the subject of disparate treatment, retaliation, or discrimination.
 - v. The appellant previously has been disciplined for the same incident(s).
17. Prepare a hearing binder, including the following:
 - a. Exhibit list and a copy of each exhibit.
 - b. Witness list in the order in which they will testify.
 - c. List of witness contact numbers.
 - d. Opening Statement Outline.
 - e. Direct and cross-examination questions and, when appropriate, the anticipated answers.
 - f. Closing Argument Outline.
 - g. Applicable precedential decisions, statutes, regulations, etc.
18. Research potential legal issues.
19. Draft briefs, when necessary, utilizing and augmenting where appropriate the EAPT brief bank.
20. Communicate with the SAIG, for cases the BIR is monitoring, including whether the SAIG will attend the SPB Hearing.
21. Consult with the assigned SAIG regarding SPB Hearing strategy.

33030.28.1 Role of the Vertical Advocate at the SPB Hearing

At the SPB Hearing, the Vertical Advocate shall prosecute the adverse actions as follows:

1. Present the evidence through witness testimony, stipulating only when the facts are not in dispute and there is no possibility of weakening the case to be presented.
2. Within ethical limits, present evidence in the best light possible for the Department.
3. Challenge testimony presented by the appellant, including challenges to "expert" testimony by assessing the following:
 - a. If the witness is an "expert" as defined by statute and case law.
 - b. If the "expert's" testimony is incompatible with his or her employment.
 - c. Whether the "expert's" testimony should be challenged on the basis that it is irrelevant, calls for speculation, or calls for an opinion on the truth or falsity of certain statements.

If required by the SPB or the circumstances, the Vertical Advocate shall do the following:

1. Prepare a written closing argument;
2. Brief legal issues that arose during the SPB Hearing and require a decision. To ensure consistency in briefing, the Vertical Advocate shall review and update any briefs available in the EAPT brief bank;
3. Present briefing and oral argument to the members of the SPB.

Following the SPB Hearing, the Vertical Advocate shall do the following:

1. Maintain contact with the Hiring Authority until the case is closed;
2. Confer with the SAIG for cases the BIR is monitoring;
3. File a petition for rehearing, as appropriate;
4. When the SPB sustains the action or the merit appeal is denied, prepare the file for archiving as follows:

- a. Organize the file so that information is readily available should the appellant petition for a rehearing or petition for a writ of mandate;
 - b. Close the file only after the petition for rehearing has been resolved or the 30-day filing period for the petition for rehearing has expired.
5. Consult with the Hiring Authority's Personnel Office regarding all back pay issues, including the following:
 - a. Obtaining calculations of back pay due to the employee.
 - b. Challenging overpayments.
 - c. Defending the Department's position at SPB back pay hearings.
 6. Refer the case to the EAPT Appeals Committee when appropriate under the EAPT Post SPB Hearing Writs and Appeals Policy.

33030.28.2 Review of the SPB Decision

A committee comprised of the AGC, an EAPT Supervisor, and an attorney specializing in writs and appeals shall convene to review all SPB decisions that modified or revoked the adverse action. The assigned Vertical Advocate shall present the case to the EAPT Appeals Committee for discussion, and the BIR shall be invited to all committee meetings. In cases presented to the SPB by contract counsel, a Vertical Advocate shall be assigned to present the case to the EAPT Appeals Committee.

The EAPT Appeals Committee shall do the following:

1. Meet monthly, unless there are no cases to consider. Additional meetings will be scheduled, as needed.
 2. Notify the BIR regarding all committee meetings.
 3. Determine whether to seek review of the SPB decision.
 4. In making its decision to seek review of the SPB decisions, the committee will consider:
 - a. The recommendation of the Vertical Advocate assigned to the case and the SAIG, for cases the BIR is monitoring.
 - b. The likelihood of prevailing on appeal.
 - c. The egregiousness of the SPB's decision on legal or factual issues.
 - d. Whether the case has a potential collateral estoppel impact on other litigation.
 - e. Whether other departmental concerns are implicated.
 - f. The fiscal risks implicated in the pursuit of an appeal.
 - g. The potential precedential impact of the decision to appeal or not to appeal.
 - h. Unit workload and the availability of external resources.
 - i. Such other facts as may be present in the particular case under consideration.
 4. Solicit and discuss strategies to shape the decisional law governing the SPB.
 5. Identify legal and procedural issues encountered at administrative hearings (i.e., SPB, DPA, Unemployment Insurance Appeals Board, Workers' Compensation Appeals Board, etc.) that are in need of resolution.
 6. The committee's decision to seek or not to seek permission to file a writ petition shall be communicated to the Hiring Authority and the CAIG for cases the BIR is monitoring. A decision to seek permission to file a writ petition requires that the communication include advice that the SPB decision being appealed is not final until the appeal has been resolved. Also, in appropriate cases, a stay shall be sought from the appellate court.
- The assigned writs and appeals attorney is responsible for preparation of any Governor's Office Action Request (GOAR) and the writ petition. Workload considerations may require the Vertical Advocate to accept this responsibility, under the direction of the writs and appeals attorney.
1. The GOAR shall be prepared, and its circulation for approval commenced, within five (5) business days of the assignment.
 2. When the GOAR is approved, the writs and appeals attorney (or assigned Vertical Advocate) shall, within fifteen (15) business days:
 - a. Order the SPB Hearing transcript.
 - b. Prepare and serve the petition for a writ.
 3. As appropriate, at the time of the filing of the writ petition, the writs and appeals attorney (or assigned Vertical Advocate) will file an *ex parte* application for a stay of the SPB decision.

4. The writs and appeals attorney (or assigned Vertical Advocate), in consultation with the BIR attorney for cases the BIR is monitoring, shall prepare a memorandum to the Hiring Authority, as soon as the matter is final (either by acquiescence to the decision, settlement, or completion of any appeal). The memorandum shall include specific guidance of what steps must be taken, if any, to satisfy the final decision or settlement.

33030.29 Testimony by Department Employees

Any employee of the Department who is contacted by any person regarding his/her potential testimony or who is subpoenaed as a witness in any matter shall notify, in writing and within one (1) business day of being contacted, the Litigation Coordinator and the ERO/Disciplinary Officer at his/her worksite. The employee also shall provide a copy of the subpoena to the Litigation Coordinator and the ERO/Disciplinary Officer immediately upon receipt.

The ERO/Disciplinary Officer shall maintain a log of these contacts and shall determine immediately whether there is a pending disciplinary matter for which this subpoena was issued. The ERO/Disciplinary Officer shall notify the employee of the requirements of California Code of Regulations, Title 15, Section 3413. If a disciplinary matter is pending, the ERO/Disciplinary Officer shall immediately send, via facsimile, a copy of the subpoena to the appropriate Vertical Advocate. The Litigation Coordinator shall determine immediately whether there is a civil or criminal action pending and shall notify and forward a copy of the subpoena to the assigned Deputy Attorney General or contract counsel and to the Office of Legal Affairs attorney monitoring the matter.

33030.30 Duress or Undue Influence

No one shall exert undue influence or subject employees to duress in order to obtain a resignation. Care must be taken to avoid making statements that could be the basis for an appeal by the employee to have a resignation set aside on grounds it was obtained by duress, undue influence, or excessive persuasion.

The following elements are characterized as excessive persuasion:

- Discussion of the resignation at an unusual or inappropriate time.
- Consummation of the resignation in an unusual place.
- Insistent demand that the transaction be completed at once.
- Extreme emphasis on unfavorable consequences of a delay.
- The use of multiple persuaders by the Department against the employee standing alone.
- Denial of the time or the opportunity for the employee to consult an advisor.

33030.31 EAPT Reporting

On a quarterly basis and commencing March 1, 2006, the EAPT shall prepare and submit to the appointing power a report that includes the following information:

- Number of adverse actions by type of discipline;
- Number of direct (without an investigation) adverse action by type;
- Number of adverse actions with an investigation by type;
- Number of actions where the discipline was sustained by the *Skelly* Officer;
- Number of actions where the *Skelly* Officer recommended modification of the discipline;
 - Number that the Hiring Authority accepted the recommendation.
 - Number that the Hiring Authority rejected the recommendation.
- Number of settlements reached prior to the SPB decision;
- SPB decisions;
 - Number of cases where SPB upheld the original discipline.
 - Number of cases where SPB modified the original discipline.
 - Number of cases where SPB revoked the discipline.

33030.32 Disciplinary Audits

The effectiveness of the Department's disciplinary process shall be reviewed in an annual audit prepared by the Office of Legal Affairs, in conjunction with the OIA. The audit shall assess the adequacy of the monitoring of the statute of limitations and shall assess training needs by evaluating the following: the effectiveness of each Vertical Advocate; the appropriateness and thoroughness of the investigation, report, penalty, Notice of Adverse Action, and settlement; and the policy issues involved and/or at stake.

33030.33 Revisions

Revised October 25, 2010

The General Counsel, OLA, or designee shall be responsible for ensuring that the contents of this Article are kept current and accurate.

33030.34 References

SPC Rules.

DPA Rules.

ACA.

CCR (15).

Madrid v. Woodford, (USDC. No CV90-03094 TEH) December 2005.

ARTICLE 23 — EMPLOYEE SERVICES

Effective December 28, 1989

Updated June 14, 2011

33040.1 Policy

The Secretary, subject to the approval of the Director of General Services, is authorized by GC 11013, to establish certain concessions for the benefit of the institutional employees under his/her jurisdiction.

33040.2 Purpose

This Article establishes procedures for the provision of services to employees by the institutions for the convenience of the State.

33040.3 Services

Services supplied to employees shall be established by the Warden and shall be equally available to all employees.

All services shall be rendered at the employee's own risk. The institution and the Department shall not assume liability for loss, damage, or destruction of employee's property.

All employee services shall be of no cost to the state and shall be available to employees as a fringe benefit.

No services shall be provided for non-employees which require their physical presence. Non-employees may use the employee dining room or snack bar when accompanied by an employee. This privilege is subject to gate clearance and may be revoked any time.

Wardens may request additional services by submitting a proposal and operational plan for the Director's approval.

33040.4 Service Charges

Service charges shall be established for each authorized service to employees as reimbursement for costs incurred by the state. Service charges may be on an actual or estimated basis.

When it is inappropriate to designate a special service charge, donations to the IWF shall be accepted.

Authorized employee services shall be operated on a nonprofit basis by institutional staff.

33040.5 Supplemental Procedures

Wardens and RPAs shall establish supplements to this procedure to govern the operation and use of employee services made available to employees in accordance with applicable laws and subject to the approval of the Secretary or his/her designee.

All supplements or modifications of procedures shall be forwarded to the Secretary or his/her designee for approval.

Specialized instructions contained in other forms or documents shall be referred to and approved by the Secretary or his/her designee.

Instructions shall include, but are not limited to, the following:

- Coupon purchase areas.
- Delivery areas.
- Hours of operation.
- Security procedures.
- Accounting procedures.
- Eligible individuals.
- Location of waiting lists.
- Limits of liability.
- Associate Warden, Business Services, responsibility.
- Instructions for the processing of donations to IWF.

- Methods for the collecting of the costs of materials and supplies utilized.

33040.6 Employee Association Operated Canteens and Concessions

Canteens or concessions may be established at State facilities pursuant to GC 11013, W&I 4314, and PC 5005 and 5006. This Article shall not apply to canteens or concessions exempt from DGS approval nor to vending stands for the blind established by the Division of Rehabilitation of the Blind, Department of Rehabilitation.

Canteens or concessions which require the approval of the DGS shall, in addition, comply with the statutory provisions under which they are established. Whether operated by a private contractor, an employee nonprofit corporation, or by the institution, the following conditions shall be met:

- The State shall be reimbursed for the actual cost of equipment, space, utilities, maintenance, and administrative services furnished by the institution. Reasonable estimates may be used where it is not possible or feasible to determine such costs accurately.
- The institution shall have the power to determine the operation of, and regulate the prices and merchandise sold at, the canteen and concessions.
- All books and records of the canteens or concessions shall be subject to audit by the State at any time.
- Each canteen or concession shall furnish the institution with a list of items for sale and prices to be charged. All items and prices are subject to the approval of the Warden.
- The canteens or concessions shall comply with all applicable statutes, health laws, rules and regulations of the Department.
- The State, its officers, and employees shall be released from liability for personal injury to the canteen or concession lessee, lessee's employees and guests, arising out of the lessee's occupation of the demised premises.
- The location of the canteen or concession may be changed at the Warden's discretion.
- The prices charged by the canteen or concession shall not exceed those charged by similar businesses in the vicinity of the institution except where the volume of business makes this impractical.
- No repairs or alterations of the premises shall be made without written consent from the institution.
- The State (institution) or the lessee may terminate the agreement upon 90 days written notification. Willful violation of rules, regulations, or terms of the agreement by the lessee, shall be grounds for immediate cancellation of the agreement and removal of the lessee.
- The State shall not be liable for any debts or claims that arise from the operation of the canteen or concession.

33040.7 Sale of State Products

The direct sale or disposal to an employee of any article, materials, or supplies owned, produced, or manufactured by the Department is prohibited except where specifically authorized by law.

33040.8 Gratuities

No gift, tip, or reward shall be offered by an employee or accepted by an inmate for any reason.

33040.9 Revisions

The Director, DAI, or designee shall ensure that the content of this Article is current.

33040.10 References

GC § 11013.

PC §§ 5005 and 5006.

CCR §§ 3420-3425.

W&I 4314.

CHAPTER 4 — INFORMATION TECHNOLOGY

ARTICLE 1 — INFORMATION TECHNOLOGY DEFINITIONS AND

ACRONYMS

Revised July, 18, 2013

41010.1 Policy

The Director, Enterprise Information Services (EIS) and Executive Management of the California Department of Corrections and Rehabilitation (CDCR) recognize Information Technology (IT) as an indispensable tool of modern government. Therefore, it is the policy of the Director to support and promote the departmental use of innovative information technologies in order to increase worker productivity, improve departmental services, and strengthen the overall effectiveness of management, while saving money and reducing the overall cost of government. The definitions and acronyms contained here ensure the consistent use of IT definitions and acronyms throughout the Department Operations Manual (DOM) Chapter 4 – Information Technology.

41010.2 Purpose

The purpose of the Department's IT Definitions and Acronyms policy is to ensure that proven management methods for the guidance and control of planning, acquisition, development, operation, maintenance, and evaluation of information management applications are established in a manner that provides for the most efficient, effective, and economical use of the Department's resources for IT.

41010.3 Definitions

-A-

Access

Ability and means to communicate with or otherwise interact with a system, to use system resources to handle information, to gain knowledge of the information the system contains, or to control system components and functions.

Access Authorization

The granting of permission to execute a set of operations in a computer system.

Access Control

The process of granting or denying specific requests to: 1) obtain and use information and related information processing services; and 2) enter specific physical facilities (e.g., federal buildings, military establishments, and border crossing entrances).

Access Management Group

A group that is responsible for access permissions granted to CDCR's Information Assets, including the CDCR Network, and departmental applications and databases.

Accountability

The state of being liable, responsible and answerable.

AISO

Agency Information Security Office - Provides information security recommendations, guidance, and authority.

AMS

Application Maintenance and Support - Provides IT business application development, maintenance and support services spanning across all CDCR divisions, including adult and juvenile offenders, parole operations, and administration.

Application Disaster Recovery Plan

A plan devised to process a computer application (application) after it has been disrupted for some period of time.

Asset

Anything (tangible or intangible) that has value to CDCR.

Authentication

Authentication is the process of determining whether someone or something is, in fact, who or what it is declared to be. To access most technology services you must provide such proof of identity. In private and public computer networks (including the Internet), authentication is commonly used by requiring login passwords or passphrases; knowledge of such is assumed to guarantee that the user is authentic. Thus, when you are asked to "authenticate" to a system, it usually means that you enter your username and/or password for that system.

Authorization

In computing systems, authorization is the process of determining which permissions a person or system is supposed to have. In multi-user computing systems, a system administrator defines which users are allowed access to the system, as well as the level of privileges they are eligible to access (e.g., access to file directories, hours of access, amount of allocated storage space). Authorization can be seen as both the preliminary setting of permissions by a system administrator, and the actual checking of the permission values when a user obtains access. Authorization is usually preceded by authentication.

Availability

Assurance that the systems responsible for delivering, storing and processing information are accessible when needed, by those who need them.

-B-

Back-up

A process by which data is copied in some form so as to be available and used if the original data from which it originated is lost, destroyed or corrupted.

BIS

Business Information System - A fully implemented automated business management system that creates, tracks, and reports all of the Department's business transactions.

Blog

A web site containing frequent publications of personal thoughts and web links, coined from the words weblog, maintained for the purpose of commentary, or other material such as graphics or video.

BPH

Board of Parole Hearings - Conducts parole consideration; rescission, parole, revocation, and parole progress hearings for adult inmates and parolees.

Business Continuity Management Program

An ongoing governance process supported by senior management and resourced to ensure that the necessary steps are taken to identify the impact of potential losses, maintain viable recovery strategies and plans, and ensure continuity of products/services through exercising, rehearsal, testing, training, and maintenance.

Business Continuity Plan (BCP)

A plan that documents arrangements and procedures that enable an organization to respond to an event that lasts for an unacceptable period of time and return to performing its critical business functions after an interruption.

-C-

CALPIA

California Prison Industry Authority - A State-operated agency that provides productive work assignments for offenders in California's adult correctional institutions. CALPIA operates more than 60 service, manufacturing, and agricultural industries at prisons throughout California.

CAS

Corrections Application Solutions - Develops and maintains applications and systems used by divisions and programs throughout CDCR to support statewide offender, parole, and juvenile operations.

CCHCS

California Correctional Health Care Services - A department under federal receivership responsible for providing constitutionally adequate medical care to patient-inmates of the CDCR within a delivery system the state can successfully manage and sustain.

CDCR Network

The system of telecommunication devices, workstations, servers, and peripherals used to provide inter- and intra-facility connectivity that enable CDCR employees to access information assets and electronic communications. The CDCR Network is managed by the CDCR Enterprise Information Services (EIS) division and the Office of Technology Services (OTech).

Chain E-mail or Letter

E-mail sent to successive people. Typically the email contains directions for the recipient to forward the email to multiple people. The contents usually contain promises of good luck for the recipient or money if the directions are followed.

Classification

The assignment of information, including a document, to a category on the basis of its sensitivity concerning disclosure, modification, or destruction.

Client (User)

The individual or organization that utilizes a product.

Component

A component is defined in SAM § 5013 as any individually identified piece of hardware, such as the mainframe, tape drive, disk drive, power supply unit,

controller, punch, reader, printer, modem, CRT, keyboard, remote device, and the like.

Computer Contaminant

Any set of computer instructions that, outside the intent and without the permission of the owner of such information, is designed to modify, damage, or destroy a computer, system, or network, or to record or transmit information within a computer, system, or network. Such contaminants include, but are not limited to, the group of self-replicating or self-propagating computer instructions commonly termed viruses, Trojans, and worms which are designed to affect computer programs or data, consume computer resources, modify, destroy, record or transmit data, or otherwise usurp the normal operation of the computer, system, or network.

Computer Network

Any system that provides communication among one or more computer systems and input/output devices including, but not limited to, display terminals and printers connected by telecommunication facilities.

Computer Program or Software

A set of instructions, or statements or related data, that when executed in actual or modified form cause a computer, system, or network to perform specified functions.

Computer Security

The technological safeguards and managerial procedures that can be applied to computer hardware, programs, data, and facilities to ensure the availability, integrity, and confidentiality of computer-based resources. This can also include assurance that intended functions are performed as planned.

Computer Services

Includes, but is not limited to, computer time, data processing, storage functions, other uses of a computer, system, or network.

Computer System

A device or collection of devices, including support devices but excluding calculators that are not programmable and not capable of being used in conjunction with external files, one or more of which contains computer programs, electronic instructions, input data, and output data, and which performs functions including, but not limited to, logic, arithmetic, data storage and retrieval, communication, and control.

Computer-Based Tools

Software or computer programs that improve or enable a user's ability to configure and manage IT components.

Confidential Information

Information maintained by State agencies that is exempt from disclosure under provisions of the California Public Records Act (PRA) (GC § 6250 et seq.) or other applicable state or federal laws. All inmate, parolee, ward, and employee information that has not been explicitly defined as public information in §3261.2 of Title 15 should be treated as Confidential Information.

Confidentiality

Assurance that information is shared only among authorized persons or organizations. Breaches of confidentiality can occur when data is not handled in a manner adequate to safeguard the confidentiality of the information concerned. Such disclosure can take place by word of mouth, by printing, copying, e-mailing or creating other data. The classification of the information should determine its confidentiality and the appropriate safeguards.

Correctional Offender Management Profiling for Alternative Sanctions (COMPAS)

Enables CDCR to perform needs assessments and follow adult offenders from their intake at the reception centers through the completion of their parole supervision requirements.

Cost Thresholds

Cost thresholds are the set dollar amounts assigned to agencies based on their size and past experiences with Department delegations can be found at:

http://www.cio.ca.gov/Contact_Us/staff_assignments.html

CPAT

California Parole Apprehension Team – Enhances public safety through parole intervention and parolee-at-large apprehension.

Critical Application

An application that is so important to the Department that its loss or unavailability is unacceptable. With a critical application, even short-term unavailability of the information provided by the application would have a significant negative impact on the health and safety of the public or Department employees, the fiscal or legal integrity of operations, or the continuation of essential programs.

CTA

California Technology Agency – State of California's IT control agency.

Custodian of Information

An employee or organizational unit (such as a data center or information processing facility) acting as caretaker of an automated file or database.

-D-

DART

Desktop Advanced Research Team – Provides system level operational support of all end-point devices.

Data

A representation of facts, concepts, or instructions in a formalized manner suitable for communication, interpretation, or processing by humans or by automated means.

Data Classification

Data Classification is the conscious decision to assign a level of sensitivity to data as it is being created, amended, enhanced, sorted, or transmitted. The classification of the data should then determine the extent to which the data needs to be controlled/secured and is indicative of its value in terms of Business Assets. The classification of data and documents is essential to differentiate between that which is of little (if any) value, and that which is highly sensitive and confidential. The classification of data helps determine what baseline security controls are appropriate.

Data Processing Equipment

Computers, network components, and other devices that facilitate, enable, or depend upon data communications. Network devices such as, but not limited to, routers, hubs, wires, and servers are data processing equipment.

Data Processing Systems

A system, including computer systems and associated personnel, that performs input, processing, storage, output, and control functions to accomplish a sequence of operations on data.

Data Security

Protecting data from unauthorized access, modification, destruction, or disclosure.

Data Transmission

The conveying of data from one functional unit to one or more additional functional units through the transmission of signals by wire, radio, light beam, or any other electromagnetic means.

DEC

Disability Effective Communications System - An IT program created and maintained by EIS that ensures that inmate and parolee due process rights are recognized by identifying and accommodating their disabilities and effective communication special needs.

Decentralized Applications

Systems that run on more than one computer in geographically separated locations. The term also refers to systems that are not supported by a single organization, such as EIS.

Defect

A variance from specifications/standards or an attribute/function not contained in the software requirements specifications.

Denial of Service

An attack that prevents or impairs the authorized use of networks, systems, or applications by exhausting resources.

Deputy Director Operations

Responsible for all aspects of EIS's day-to-day operations.

Development

Activities or costs associated with the analysis, design, programming, staff training, data conversion, acquisition, and implementation of new IT applications.

Disaster Recovery Operation

The act of recovering from the effects of a disaster or disruption to a computer facility, and the preplanned restoration of facility capabilities.

Disaster

A human or natural occurrence causing destruction and distress, after which a business is deemed unable to function.

Disaster Recovery

The ability of an organization to respond to a disaster or an interruption in services by implementing a disaster recovery plan to stabilize and restore the organization's critical functions.

DRP

Disaster Recovery Plan - The management approved document that defines the resources, actions, tasks and data required to manage the technology recovery effort. Usually refers to the technology recovery effort. This is a component of the Business Continuity Plan.

Documentation

Information about how specific applications are constructed, maintained, and used. It includes, but is not limited to, system and program design specifications, record formats, report layouts, program source and object code, job control language specifications, run instructions, key entry instructions, and data definitions.

DRD Tracker

Discharge Review State Tracker - Creates a calendar-based event driven solution which allows field agents and case records staff to determine when a parolee is due for a Discharge Review.

-E-

E-mail

Written communication transmitted electronically using computers connected to network(s). Today's email systems are based on a store-and-forward model. Email servers accept, forward, deliver and store messages. Neither the users nor their computers are required to be online simultaneously; they need connect only briefly, typically to an email server, for as long as it takes to send or receive messages.

EdCATS

Education Classroom Attendance Tracking System - Allows teachers to log academic and vocational classroom hours and track milestones achieved by students while attending those classes.

EIS

Enterprise Information Services - A division of CDCR responsible for the enterprise-wide execution of all IT systems and services.

Electronic Data Processing (EDP) Equipment

EDP equipment is defined as:

- Central processing units and all related features and peripheral units, including processor storage, console devices, channel devices, etc.
- Minicomputers, microcomputers, personal computers, and all peripheral units associated with such computers.
- Special purpose systems including word processing, magnetic ink character recognition, optical character recognition, photocomposition, typesetting, and electronic bookkeeping.
- Communications devices used for data transmission such as modems, data sets, multiplexors, concentrators, switches, local area networks, private branch exchanges, network control equipment, and microwave or satellite communications systems.
- Input-output (peripheral) units (off-line or on-line) including: terminals, card readers, optical character readers, magnetic tape units, mass storage devices, card punches, printers, computer output to microfilm converters, video display units, data entry devices, FAXs, teleprinters, plotters, or any device used as a terminal to a computer, and control units for such devices.

Encryption

Data encryption is a means of scrambling or ciphering the data so that it can be read only by the recipient - the person(s) holding the 'key' - a password of some sort. Without the 'key,' the ciphered data cannot be opened and read.

Enterprise Architecture (EA)

The CDCR unit responsible for managing CDCR's enterprise architecture program, a strategic practice for maintaining the IT architecture portfolio to facilitate more informed and effective IT decisionmaking, both strategically and operationally. This includes, but is not limited to, the Business, Application, Information/Data, Technical, and Security Architecture domains.

eOMIS

Electronic Offender Management Information System - A real-time application that increases the availability of accurate and complete offender information so CDCR can more efficiently manage inmates.

ERMS

Electronic Records Management System - A document management system that provides a digitally scanned and uploaded central records repository.

EWACS

Enterprise Web and Collaboration Solutions - Provides web application development, operational support, and end user support for the enterprise. Develops public and internal facing web and client-based applications that meet various business needs.

-F-

Failure

Inability of a product or service to perform its required functions within previously established limits.

FIS

Field Information System - Documents all contacts by parole agents with juvenile offenders.

Forwarded E-mail

E-mail resent from an internal network to an outside point, whether internal or external to CDCR.

-G-

Guideline

A description that clarifies what should be done and how to achieve the objectives set out in policies.

-H-

Handheld Computer

Synonym for Personal Digital Assistant.

Hardening

A defense strategy to protect against attacks by removing vulnerable and unnecessary services, patching security holes, and securing access controls.

Hardware

The physical equipment or machinery (computers, terminals, printers, disc drives, etc.) used in IT systems.

HAWI

Holds and Warrants Interface - Easily accesses parolee information to automate the issuance of holds and warrants.

High Risk Confidential Information (HRCI)

Non-public information that if disclosed could result in a significant harm (including financial, legal, risk to life and safety or reputational damage) to the CDCR or individual(s). Examples of HRCI include, but are not limited to, information such as the following:

- Personally identifiable information such as person's name in conjunction with the person's Social Security Number, credit or debit card information, individual financial account, driver's license number, state ID number, passport number, or a name in conjunction with biometric information;
- Personal health information such as any information about health status, provisions of health care, or payment for health care information as protected under HIPAA;
- Correctional Offender Record Information
- Information that if disclosed would "reveal vulnerabilities to, or otherwise increase, the potential for an attack on an IT system of a public agency." Examples include, but are not limited to, firewall and router configurations, server names, IP addresses, and other system configuration details;
- Any documentation of information which contains information or data within any Gang Database.
- Records of investigations, intelligence information, or security procedures. This includes, but is not limited to, information identifying confidential informants.

-I-

Information Assets

All categories of information existing in any form, including electronic or hard copy that is stored, used, or created by CDCR and have value to the organization.

Information Governance

The process of official enterprise-level decisionmaking for CDCR information standards to ensure the effective, efficient, and secure use of CDCR information. This includes officially making and adopting Data Classification decisions for CDCR information.

Information Integrity

The condition in which information or programs are preserved for their intended purpose, including the accuracy and completeness of information systems and the data maintenance within those systems.

Information Owner

Group(s) or person(s) responsible for individual and/or collective decision-making regarding specific CDCR Information Assets. This includes decision-making regarding the appropriate use, access, controls, and Data Classifications for those Information Assets.

Information Processing

The systematic performance of operations upon data such as handling, merging, sorting, and computing; synonymous with data processing systems.

Information Security

The protection of information from a wide range of threats in order to ensure business continuity, minimize business risk, and maximize return on investments and business opportunities. Information exists in many forms: printed or written on paper, stored electronically, transmitted by post or electronic means, on films, and spoken.

Information Security Incident

An information security incident is indicated by a single or a series of unwanted or unexpected information security events that have a significant probability of compromising business operations and threatening information security.

Information Security Standards and Guidelines (ISSG)

Compilation of the standards and guidelines comprising CDCR's program to ensure the protection and security of information assets.

Information Technology

All computerized and auxiliary automated information handling, including: Systems design and analysis; conversion of data; computer programming; information storage and retrieval; voice, video, and data communications; requisite system controls; simulation; and, all related interactions between people and machines.

Input-Output Unit/Device

The equipment used to communicate with a computer; commonly termed I/O (Input/Output).

Instant Message (IM)

A type of communications service that enables a user to exchange text messages in real time among two or more individuals logged into a particular instant messaging system from a computer workstation.

Integrity

As it pertains to data, is the assurance that the information is authentic and complete. Ensuring that information can be relied upon to be sufficiently accurate for its purpose. The integrity is not only whether the data is correct, but also whether it can be trusted and relied upon.

Internet

The World Wide Web (WWW), consisting of a network of networks.

Intranet

A term that refers to a closed network of networks. In the context of CDCR, it refers to the web portal used for hosting information and documents for internal CDCR users only.

IS

Infrastructure Services - Creates, maintains, and supports all enterprise data activity necessary to facilitate CDCR's current and future business needs as well as provide ongoing operations, production implementation, and control in a secure manner.

ISC

Information Security Coordinator - Each entity's ISC is responsible for ensuring that applicable CDCR IT security policies and procedures are followed.

IT CSFO

IT Customer Service and Field Operations - Provides quality service, guidance and direction to customers in order to support their business needs by implementing cost-effective, innovative technologies and adopting operational IT best practices and standards.

ITPSP

IT Policy and Strategic Planning - Drives enterprise IT planning efforts necessary to support the Agency's mission and future investments while ensuring compliance with national, State and local mandates.

-J-**-K-****-L-****Law Enforcement Automated Data System (LEADS)**

Parole LEADS is a web-based computer system that provides local California law enforcement agencies with information on CDCR parolees.

Life Cycle

The anticipated length of time that the IT system or application can be expected to be efficient and cost-effective and can continue to meet the agency's programmatic requirements; synonymous with operational life of a system.

LINX

Link Investigation and Network Cross-Reference - Centralized web-based application that contains inmate gang affiliations and validation for adult offenders.

Local Area Network

A Local Area Network (LAN) is a computer network consisting of telecommunications devices such as routers, hubs, switches, firewalls, and computers such as workstations, servers, and peripheral devices.

LSTS

Lifer Scheduling and Tracking System - Supports the inmates sentenced to life parole suitability hearing process.

-M-**Mainframe**

Refers to large computers typically housed in a data center environment and running legacy systems. Mainframe computers have security components, such as Resource Access Management Systems, integrated into the operating system and can support many hundreds of users simultaneously.

Malicious Software

Malicious software, or malware, is any set of computer instructions that, outside the intent and without the permission of the owner of such information, is designed to modify, damage, or destroy a computer, system, or network, or to record or transmit information within a computer, system, or network. Such contaminants include, but are not limited to, the group of self-replicating or self-propagating computer instructions commonly termed viruses. Trojan Horses and worms are designed to affect computer programs or data, consume computer resources, modify, destroy, record, or transmit data, or otherwise usurp the normal operation of the computer, computer system, or computer network. Malware includes computer viruses, computer worms, Trojan Horses, most root kits, spyware, dishonest adware and other malicious or unwanted software.

MDO

Mentally Disorder Offender - Database that tracks MDO holds, creates hearing schedules, generates confirmation letters for evaluators and attorneys, and tracks MDO cases.

Mission-Critical Applications

Applications defined by CDCR that support business activities or processes that cannot be interrupted or unavailable for the Recovery Time Objective (RTO) defined by the agency without significantly jeopardizing the organization.

-N-**Need-to-Know**

Refers to a person having both a legitimate right and a reason to obtain information.

NIST

National Institute of Standards and Technology - A measurement standards laboratory which is a non-regulatory agency. NIST promotes innovation and industrial competitiveness by advancing measurement science, standards, and technology.

-O-**OBITS**

Offender Based Information Tracking System - Mission critical master record for all juvenile offender activity that feeds information into multiple systems.

One-Time Costs

Costs occurring only once that are associated with the analysis, design, programming, staff training, data conversion, acquisition, and implementation of new IT applications.

Operational Life

See Life Cycle.

Operations

Activities or costs associated with the continued use of IT applications. Operations include personnel associated with computer operations, including network operations, job control, scheduling, and key entry. It also includes the costs of computer time and other resources needed for processing. See SAM Section 4819.2.

OTech

Office of Technology Services - Provides IT services to many state, county, federal and local government entities throughout California.

Owner of Information

See Information Owner.

-P-**PACATS**

Parolee Automated Cash Assistance Tracking System - Tracks cash assistance provided to parolees throughout the state, separated by assistance type.

PAL Trax

Parolee At Large Tracking System -Tracks CPAT agent caseloads.

Parole-LEADS

See Law Enforcement Automated Data System.

Personal Digital Assistant (PDA)

Palm-sized computer that syncs with a computer workstation and allows users to refer to information from the workstation without having to print it out. Schedules, e-mails, documents, and spreadsheets as well as reference material such as dictionaries and phone lists can be stored and accessed as needed on the device. PDAs often are capable of wireless connectivity with LANs and the Internet.

Personally Identifiable Information

Personally Identifiable Information (PII) is the manifestation of an individual's first name or first initial and last name, in combination with one or more of the following:

- Social Security Number;
- Driver's license number;
- State issued ID card;
- Credit or debit card number in combination with any required security code or password that could permit access to an individual's financial account;
- Medical information, history, mental or physical condition, treatment or diagnosis by a health care professional;
- Health information, policy number or subscriber ID, unique identifier, or any information in an application and claims history, including any appeals records.

Physical Security

The measures designed to safeguard personnel; to prevent unauthorized access to equipment, installations, material, and documents; and to safeguard them against unauthorized access, damage, and theft.

Post Implementation Evaluation Report (PIER)

The review of a computer, computer system, or computer network that has been in operation for at least six months and no longer than two years for the purpose of matching the requirements of the system against what has been produced so as to ensure that stated requirements have been met.

Policy

Overall intention and direction as formally expressed by management.

PPP

Parole Planning and Placement - Obtains and utilizes information about offenders in order to develop and implement effective and specific reentry plans that maximize a parolee's opportunity to successfully reintegrate into the community.

PPPMA

Policy/Planning, Project Management and Acquisitions is the EIS unit responsible for EA, PPRM, QPAC, and ITPSP.

PPRM

Portfolio, Project and Resource Management is the EIS unit that improves the management of IT investments by utilizing project and portfolio managements tools; incorporating proven methodologies; and following best practice disciplines to assist in the identification, ranking, and justification of investments and the implementation of funded projects.

PRAS

Parole Restitution Application System - Tracks original court ordered restitution payments and balances.

Privacy

The right of individuals and organizations to control the collection, storage, and dissemination of information about themselves.

Process

The work activities that produce products, including the efforts of people and equipment.

Product

The output of a process, including the goods and services produced by individuals and the organization.

Production Application

A computer-based process that stores, manipulates, or reports departmental information.

Program

In the IT field, a program is the set of instructions by which a computer operates to accomplish a specific task.

Program Application Manager

Department supervisory and management staff responsible for managing or supervising employees' use of an automated file or database.

Programming

Detailed design encompassing the actual development and writing of program units or modules.

Project

A planned sequence of tasks to respond to a problem or opportunity; an activity with a beginning and an end and containing a set of resources.

Proprietary Software

Software packages which are developed by independent vendors and marketed to users.

Protected Health Information

Individually identifiable information in electronic or physical form created, received, or maintained by health care organizations such as health care payers, providers, plans, and contractors. State laws require special precautions to protect from unauthorized use, access or disclosure.

Protected Personal Information

Information that identifies or describes an individual and must be protected from inappropriate access, use, or disclosure as defined in applicable state and federal laws.

Protecting Sensitive Information

Typically means providing for one or more of the following:

- Confidentiality – Disclosure of the information must be restricted to designated parties.
- Integrity – The information must be protected from errors or unauthorized modification.
- Availability – The information must be available within some given timeframe (i.e., protected against destruction). (NIST Computer System Laboratory CSL Bulletin 92-11.)

Public Information

Information maintained by State agencies that is not exempt from disclosure under the provisions of state or federal laws. Public Information is open to inspection by any person during normal business hours (PRA § 6253(a)).

-Q-**QPAC**

Quality Project Authority and Compliance – Staff in EIS that advocates for CDCR's IT projects to Control Agencies for the purpose of securing project authority and funding approval, as well as the project's successful completion.

Quality

The extent to which a product meets the expectations and requirements of the user.

Quality Assurance (QA)

(1) A staff function designed to support line management in performing the Quality Control function. As such, QA identifies the processes (both good and bad) which affect quality, and is used to advise management of such effects. A management decision may then be necessary to ensure that QC techniques are implemented and maintained; and, (2) The function that uses measurement and analysis to continually improve processing, procedures, and standards so that management can be reasonably assured of their staff following such methods, procedures, and standards, as well as staff's ability to produce products which meet specified requirements.

Quality Control (QC)

(1) The collection of activities to ensure that defects are neither made nor implemented. While QA monitors the processes involved in the production cycle, QC is an integral part of work and is the responsibility of each employee; and,

(2) A line function used to measure quality associated with specific products or services. QC is the responsibility of each IT area, and it is the function responsible for the quality of the work being done within a specific area or for a specific project.

-R-

Recovery Point Objective (RPO)

The maximum amount of data loss an organization can sustain during an event.

Recovery Time Objective (RTO)

The period of time within which systems, applications, or functions must be recovered after an outage (e.g. one business day). RTOs are used as the basis for the development of recovery strategies, and as a determinant as to whether or not to implement the recovery strategies during a disaster situation.

Requirement

The specification(s) for satisfying a user need is associated with a standard by which the satisfaction of that need can be measured.

Resource Access Management Facility

An application within IBM-based computer systems that reviews logons, passwords, and permissions before permitting access to information.

Risk

In the context of information systems, the likelihood or probability that a loss of information assets or breach of security will occur.

Risk Analysis

The process of identifying the vulnerabilities and threats to an organization by assessing the critical functions necessary for an organization to continue business operations, and defining the controls in place to reduce organization exposure and evaluating the cost for such controls.

Risk Assessment

Overall process of risk analysis and risk evaluation.

Risk Evaluation

The process of comparing the estimated risk against given risk criteria to determine the significance of the risk.

Risk Management

The process of coordinating activities to direct and control the organization with regard to risk.

-S-

Sensitive Information

Information maintained by State agencies that requires special precautions to protect it from unauthorized use, access, disclosure, modification, loss, or deletion. Sensitive information may be either Public or Confidential. It is information that requires a higher than normal assurance of accuracy and completeness. The key factor for Sensitive Information is that of integrity. Typically, Sensitive Information includes records of financial transactions and regulatory actions.

Smartphone

A cellular telephone with built-in applications and Internet access. Smartphones provide digital voice service as well as text messaging, e-mail, Web browsing, still and video cameras, MP3 players, video viewing and often video calling. In addition to their built-in functions, smartphones can run a myriad of applications, turning the once single-minded cellphone into a mobile computer.

Software

Programs, procedures, rules, and any associated documentation pertaining to the operation of a system. (Contrast with hardware.)

Spam

Unauthorized and/or unsolicited electronic mass mailings.

Stakeholder

A person, group, organization, member, or system who affects or can be affected by an organization's or system's actions.

-T-

Threat

The potential cause of an unwanted incident, which may result in harm to a system or organization.

-U-

Unauthorized Disclosure

The intentional or unintentional disclosure of confidential information to people inside and/or outside the CDCR who do not have authorization predicated on a "need to know" basis.

Unit Testing

Testing performed on a single, stand-alone module or unit of code.

User Identification (ID)

The logon name an individual user to access a computer or network system.

User of Information

An individual having specific limited authority from the owner of information to view, change, add to, disseminate, or delete such information.

-V-

Validation

The process of comparing a product in any stage of its development with specified requirements to determine whether the correct product is being produced.

Virus

Small but insidious piece of programming code that attacks computer and network systems through contaminated (infected) data files, introduced into a system via email, portable storage media or the Internet. The code attaches itself to the target computer's operating system or other programs, and may automatically replicate itself to spread to other computers or networks.

Vulnerability

A weakness of an asset or group of assets that can be exploited by one or more threats.

-W-

Wide Area Network (WAN)

Two or more LANs connected together. A communications network that uses devices over telephone lines, fiber-optics, satellite dishes, or radio waves to span a larger geographic area that can be covered by a LAN.

Wireless

Referring to communications transmitted without wires, such as radio, microwave, or infrared.

Workstation

Any device commonly called a microcomputer, personal computer, or terminal used for processing, storing, or sending information.

Worm

A computer worm is a standalone malware computer program that replicates itself in order to spread to other computers. Often, it uses a computer network to spread itself.

WWW

An abbreviation for World Wide Web. See Internet.

-X-

-Y-

-Z-

41010.4 Revisions

The Director of EIS, or designee, shall be responsible for ensuring that the contents of this Article are kept current and accurate.

41010.5 References

GC §§ 6250 - 6265, and 11702 (a).

Title 15 § 3261.2

SAM §§ 4819.2, 5013, 5320.5

DOM §§ 52070.22, 52070.24

Health Insurance Portability and Accountability Act (HIPAA) of 1996

PC §§ 13100-13104

PRA § 6254.19

PRA § 6254 (f)

California Senate Bill 1386

Confidentiality of Medical Information Act, California Civil Code § 56 et seq.

Patients' Access to Health Records Act

California Health and Safety Code §§ 123100-123149.5

ARTICLE 2 — EDP RESPONSIBILITY*Effective December 22, 1992***41020.1 Policy**

The Department's executive management is responsible for the establishment of departmental policy pertaining to the use of information technology, the prioritization of departmental resources, and strategic planning and leadership to seek out opportunities for employing information technology toward achievement of the Department's mission, goals, and objectives. Department executive leadership is responsible for ensuring that information technology is used within the guidelines contained in this manual section and those established by other control agencies.

41020.2 Purpose

The purpose of this policy is to ensure that departmental resources and information technology are used optimally in achieving the Department's mission, goals, and objectives. Additionally, this policy assures that uses of information technology follow the guidelines established internally by CDC management and externally by State control agencies.

41020.3 Management Information Systems Committee*Revised October 6, 1993*

The MIS Committee shall:

- Provide executive leadership in the development of EDP projects and policy.
- Enforce compliance of the project approval process with the Department's Strategic Plan.
- Prioritize EDP projects in terms of their importance to the Department's Strategic Plan.
- Review and enforce policy and procedures in support of EDP projects.
- As individual committee members, serve as liaisons with their respective end user communities to promote, coordinate, and facilitate automation efforts, and to ensure effective communication regarding EDP-related issues throughout all levels of the Department.
- Educate management in the advantages of automation, new EDP-related technical innovations, and methods to maximize the efficiency and benefits of automation, and to minimize EDP development and operating costs.
- Provide review and approval of all information technology procurements not covered under the approved Workgroup Computing Policy.
- Provide ongoing review of CDC-approved EDP projects, terminating those projects which are no longer consistent with the Department's Strategic Plan.

Note that the MIS Committee does not make any decisions on funding of ITS projects. The committee only recommends the prioritization of these projects.

See DOM 43020.4, Information Management Annual Plan, for additional information about the role and responsibilities of the MIS Committee.

41020.3.1 MIS Committee Composition

The MIS Committee is comprised of the following voting staff:

- The Chief Deputy Director (Chairperson).
- Three representatives from ASD.
- Three representatives from EC&ISD.
- Five representatives from Institutions Division.
- Three representatives from P&CSD.
- One representative from P&CD.
- One representative from PIA.

These representatives shall be appointed for an indeterminate period.

In the absence of the Chief Deputy Director, the Deputy Director of ASD shall chair MIS Committee meetings.

The committee shall meet on a quarterly basis and more often as needed. MIS Committee meetings are generally open to all wishing to attend.

41020.4 Responsibility MIS-SU*Revised October 6, 1993*

MIS-SU provides functional support to the MIS Committee. The MIS-SU's responsibilities include: (1) coordinating MIS Committee meeting agendas; (2) coordinating the review of proposed ITS and to furnish recommendations for MIS Committee review; (3) preparing annual updates for the Cabinet on all CDC automation efforts for the current year and on strategic planning for the coming year; (4) developing, coordinating, and participating in presentations for the committee that address current technical innovations; (5) coordinating the review of ITS concepts to ensure compliance and consonance with the budget cycle; (6) recording the actions and decisions of the MIS Committee for distribution to appropriate departmental staff; and, (7) conducting special projects as assigned by the committee.

Departmental Workgroup Computing Coordinator

The Workgroup Computing Coordinator's responsibilities include: (1) ensuring that workgroup computing hardware and software requests comply with departmental and control agency policy requirements; (2) preparing the appropriate certification documents for workgroup computing procurements; (3) providing assistance in the completion of workgroup computing requests; (4) maintaining the departmental Workgroup Computing Policy and Modem Policy, as well as related equipment request forms for distribution to departmental staff; (5) overseeing the personal computer Post Implementation Evaluation Report (PIER) process; (6) maintaining the departmental personal computer equipment inventory; and (7) maintaining a record of all personal computer procurements, including those justified through the use of an FSR, a CDC Internal Summary Fact Sheet, or the approved Workgroup Computing Policy.

Department Information Security Officer

The CDC Information Security Officer (ISO) is assigned management responsibility for overseeing and administering the Centralized Information Security Program and is charged with the responsibility of assuring the Department's compliance with the SAM 4840, Security and Risk Management; 4989.7, Security of Personal Computer Systems; and 20013, EDP Audit Requirements. This program encompasses all automated ITS for which CDC has administrative responsibility. It includes the procedures, guidelines, and safeguards that are required to protect data, confidentiality, and privacy rights and ensures the integrity, audibility, and controllability of these ITS. All new policies and revisions of existing policy relating to automated information security will emanate from this office.

ISD

It is the responsibility of ISD to establish and maintain the departmental EDP strategic planning process and to oversee the development of all departmental EDP policies, including assurance that such policies meet control agency guidelines. ISD is also responsible for ensuring that such considerations as compatibility and connectivity of all proposed automated projects are taken into consideration in the project approval process.

ISD is responsible for the development, maintenance, operation, and support of all departmental PC applications except Institutions Division projects, and for all automated systems requiring control agency oversight unless specifically delegated to another unit by the MIS Committee.

Under the User Project Management concept, the User Manager is responsible for all project reporting to control agencies, the user division, and the MIS Committee. ISD provides technical management and staff who work as team members accountable to the User Manager on the project and to ISD on technical issues (e.g., project schedules).

ISD is also responsible for tracking all projects approved by the MIS Committee, and ensuring that all projects comply with State reporting requirements. All project reporting to control agencies shall be coordinated through ISD, which shall maintain correspondence files on control agency reporting.

ISD shall report directly to the appropriate Division (User Manager Concept) associated with each EDP Project, and to the MIS Committee on all approved projects.

ISD is responsible for the security of information technology facilities, and for software and equipment used in automated information processing at all sites under ISD custodial responsibility. ISD also maintains the CDC Operational Recovery Plan for these systems.

ISD provides functional support and assistance on all facility automated systems (except personal computers) to facility AISAs.

ISD is also responsible for ensuring compliance with State audit requirements relating to the integrity of information assets. This includes systems auditing under ISD's custodial realm of responsibility through participation in the departmental Peer, and PFAB's auditing processes.

ISD is responsible for establishment of the Department's overall automation infrastructure and the successful use of automation within the Department.

ISD consists of five major areas: Application Development and Maintenance Section, Technology Support Section, Project Initiation Unit, CMIS Section, and the Data Center Section.

Technology Support Section

The Technology Support Section provides support services to ISD in the following areas: personnel, recruitment, staff training, budgeting, procurement, interagency agreements and contract management, quality programs, space planning, and general office support. This section also provides support services to all branches of the EC&ISD for personnel, recruitment, and training.

Project Initiation Unit

The role of the Project Initiation Unit (PIU) is to provide guidance and assistance to CDC staff in starting new information technology projects. This includes providing guidance in the development of project concept proposals, feasibility studies, and other documentation required to obtain approval of an information system project. The PIU is responsible for tracking all approved projects and ensuring that all projects comply with State reporting requirements. Functional support, assistance and direction is provided to the ISAs on all system related issues by the Applications Systems Section.

Data Center Section

The Data Center manages maintenance and support functions with the best available tools in order to increase the time that ITS are available to the users/owners. This section of ISD is responsible for the continuous operation and reliability of computer hardware, database systems software, the systems' databases, and communications networks, as well as the security of departmental ITS. As part of the Data Center, the Network Services Unit and the Hardware/Telecommunications Unit provide data communications services and support to ISD and to other functional units as needed, ensure that standard approved practices are adhered to within the Department, and provide and promote the use of consulting resources to the Department when developing new systems or planning changes to existing data facilities.

CMIS Section

The role of the CMIS Section is to develop a single automated offender information system which satisfies the needs of all users of CDC's offender information and serves as the hardware/software platform for all future systems development for the Department. Using state-of-the-art analysis techniques and project management tools, the CMIS Section is committed to providing the Department with an offender information system that meets the needs of the user community.

OISB

OISB has been designated the Department's primary provider of summary statistical information about inmates and parolees. The OISB responds to special information requests, compiles statistical reports, and prepares legislative estimates and population projections. The OISB is responsible also for coordinating the timely, accurate, and consistent coding and entry of data, and performs data integrity QC functions for OBIS and for classification, incident, and other major computerized inmate and parolee databases.

Estimates and Statistical Analysis Section

The Estimates and Statistical Analysis Section is the primary source of summary statistical information on inmates and parolees under the jurisdiction of the Department. This section ensures that the Department has accurate data upon which to base program planning and direction. It also compiles and analyzes information for special projects, court cases, special task forces or programs, and prepares periodic statistical reports about inmates and parolees used in budget planning, legislative responses, and audits. The section prepares all departmental projections of future facility and parole populations, including inmate classification levels, and all population estimates of the impact of proposed legislation, ballot initiatives, and administrative policy changes. It also reviews such information to be disseminated by other branches and divisions outside of the Department.

TSS

TSS coordinates the timely, accurate, and consistent coding and entry of data, and performs data integrity QC functions for major computerized inmate and parolee ITS.

This section provides support to the MIS Committee to facilitate the development and automation of ITS, and conducts regular audits in the field and in Headquarters to maintain the accuracy and integrity of data. The section also provides necessary training for facility and parole region OBIS operators.

Business and Contract Services

BSS

BSS is responsible for the preparation of purchase documents for all EDP equipment and data-related items that are obtained through Headquarters.

BSS shall ensure that all requests submitted for purchase are complete and that the necessary documentation, such as certifications or FSRs, is included.

BSS is the departmental contact with the DGS, Office of Procurement, for all EDP procurement.

Contract Services

The Department's Contract Services Section shall supervise contracts entered into by the Department in a manner which:

- Conserves the financial interests of the State.
- Prevents, so far as possible, any thriftless acts by employees of the Department.
- Avoids thriftless expenditures.

The Contract Services Section assists departmental staff in the development of EDP contract requests, bids, and contracts to achieve program objectives within the legal and regulatory constraints of the State, and to ensure compliance with all departmental policies and procedures.

Warden/Regional Administrators

Each Warden and RPA is ultimately responsible for the security and utilization of all automated systems and data bases in the respective facility or region. This includes the integrity and accuracy of data entered and the physical security of the data, hardware, and the system itself.

Facility/Parole AISA/ Regional AISA

Under the direction of the Warden or designee, or Regional Administrator or designee, the facility or region AISA is responsible for the coordination of automated systems issues for the facility. This position acts as the primary contact for Headquarters on automation-related issues, including PC, the DDPS, and all other automated system concerns.

This position is responsible for coordination of staff training on PC applications and systems, justification and acquisition of PC equipment through use of PC, policy, local automated system application support, inmate access to computers, on-site user assistance, information system security, and QC oversight and audit coordination for all databases located in the area of assignment.

Facility/Regional Information Security Coordinators

Facility/regional Information Security Coordinators (ISC), in accordance with State and departmental security policies, are responsible to the Warden/RPA for overseeing policy and procedures on information security access at each facility.

The ISC shall work in coordination with the ISAs and the Department's Information Security Officer.

Departmental Managers/Supervisors

All managers and supervisors assigned supervision of a function automated by DDPS are responsible for:

- Preserving the security and integrity of the Department's information assets and managing the associated risks.
- Ongoing auditing to verify the accuracy and integrity of the data entered by subordinate staff.
- Ensuring that program staff and other users of the DDPS information are aware of and comply with information security policy and procedures.

End Users of EDP

Users are ultimately responsible for:

- The accuracy and integrity of the data they enter into any departmental application.
- Complying with all applicable laws, regulations, and administrative policies, as well as with any additional security policies and procedures established by the Department.
- Notifying their manager/supervisor of any actual or attempted violations of security policies, practices, or procedures.

41020.5 Revisions

The Chief, ISD, or designee shall be responsible for ensuring that the contents of this section are kept current and accurate.

41020.6 References

DOM §§ 43030 and 43020.4.

ARTICLE 3—UNASSINGED**ARTICLE 4 — GENERAL INFORMATION AND POLICY***Revised October 17, 1994***42010.1 Policy**

It is the policy of the Department to create and maintain an annual ITS plan. This plan, prepared by ISD (see DOM 43010.3, Information Management Planning, Responsibilities) and approved by the MIS Committee, shall be the primary basis for structuring the use of ITS in CDC.

The annual departmental ITS plan shall, at a minimum, contain strategy for the use of:

- State data centers for departmental critical systems.
- Distributed systems for departmental critical systems.
- Microcomputers for departmental critical systems.
- Departmental telecommunications and networking systems.
- Facility PBXs for data.
- Local area networks.
- Modems.

42010.2 Purpose

The purpose of this policy is to disseminate the framework for the decision-making process used by the Department in deciding to apply automated solutions to the Department's operations, accounting, and communications problems.

42010.3 ITS Selection Criteria

It is the intent of the Department to employ the following factors when deciding whether to use CDC ITS resources to develop, design, and implement a critical departmental information system:

- The priority of the ITS request (see DOM 43000).
- The relationship to the Department's goals and objectives.
- The extent to which the application is critical to accomplishment of the Department's goals and objectives.
- The risk analysis report (see DOM 49000).
- The results of a pilot project.

The Department's strategies for use of such technologies shall be utilized to determine the design of the approved information system and the choice of hardware, software, and communication.

42010.4 ITS Selection Process

The Department's vehicle for selection of technological alternatives is the FSR. When preparing an FSR, the above selection criteria shall be utilized as a basis. When automation is determined to be the approach to solving a business problem, the Department shall choose the automated system which best accomplishes the tasks involved.

The Department currently maintains a multi-tiered automation platform that offers a wide spectrum of hardware/software choices and which provides several databases accessible to applications for data sharing.

A significant feature of automated systems is the ability to share data. Benefits of data sharing include the saving of valuable input time and, in many cases, may solve cost justification problems by reducing or redirecting data input time and associated personnel years.

There are many automation platforms available for expansion in the Department. However, there are also many elements listed in the selection criteria that lead to the appropriate solution. Regardless of the business problem, selection criteria, or platform (hardware/software) involved, State policy requires that the FSR shall show a cost reduction, a viable cost avoidance, increased revenue, operational necessity, or be the result of a legislative mandate before approval of the concept can become a funded project.

In many instances, the FSR may have a concurrently associated pilot project to provide specific performance, cost, and technological justification for the continuance of the project.

42010.5 ITS Pilot Projects

Pilot projects are scaled down versions of an overall project. They are intended to provide information on cost savings/avoidance, technology use, or performance of bench marking in order to justify implementation of the full project. A pilot project is a subset of the

overall project and is subject to the same approval process as the full project.

Many projects are approved through the Office of Information Technology (OIT) and the FSR process contingent upon pilot justification of the project.

The typical contents of a Pilot Implementation and Evaluation Plan include the sections and contents described below:

Program Performance Improvements

This section defines the programmatic functions to be included in the pilot. It should include a description of the current processes, a description of the new processes, and a plan that includes quantified measurements for evaluating before-and-after program performance.

Physical and Technical Characteristics

This section describes the physical and technical characteristics of the pilot. It shall include descriptions of sites, equipment, software, and telecommunications as well as any other technical resources that are needed to complete the pilot.

Information Requirements

This section defines the informational processing requirements of the pilot. It should include definitions of data inputs (source, type, volume, timing, media, files, edits, etc.), processes (response times, interfaces, security, etc.), and outputs (reports and displays).

Security Requirements

This section addresses the process to be used to determine the potential problems and risks, the controls necessary to safeguard the information hardware and software of the pilot, and the fully-implemented system. Typically, a risk analysis as described in DOM 49030 shall supply the necessary information. The completion of this requirement is especially important since necessary security controls can often increase the required budget.

Financial Requirements

This section contains an estimate of all costs associated with the pilot phase of the project. Project accounting shall be defined so that actual pilot costs and benefits can be compared against estimates, and then used as a basis to refine full implementation estimates.

Operational Recovery Requirement

This section addresses the process to be used to determine the operational recovery requirements. A pilot project shall have an operational recovery plan just for the pilot, and shall address the issue of operational recovery of the proposed fully-implemented system. Often, operational recovery processes add to the overall cost of the project. All critical departmental systems shall have an operational recovery plan as part of their implementation (see DOM 44000).

Management Plan

This section contains a pilot management plan. The plan shall include:

- Pilot responsibilities.
- Pilot schedule.
- Pilot reporting and review.

Any special requirements shall be identified such as training, conversion, or impact on existing operations.

At the end of the pilot and before continuing with the project, a Post Implementation Evaluation Report (PIER) shall be completed and submitted to either the departmental MIS Committee or OIT for review. The pilot PIER shall contain an assessment of programmatic performance during the pilot. The results of the pilot PIER shall be used to re-evaluate the analysis completed for the original feasibility study and, if necessary, be used to make changes to the project FSR.

Once the pilot PIER is approved and any necessary changes are made to the original FSR, the pilot PIER shall be reviewed and the project may be initiated upon its approval.

42010.6 Determining Priorities on ITS Requests

One of the criteria for project selection is the priority of the ITS request. To assist in decision-making, the following schema shall be utilized when assigning a priority to a particular request for information system resources: If multiple requests exist with the same priority, each division submitting requests shall determine the order of further prioritization. For example, if there are four priority 3.1 requests then these four requests should be renumbered as 3.1.1, 3.1.2, 3.1.3, and 3.1.4 in order of further priority.

The following is a description of several different levels of priorities. These priorities can be thought of as an initial rationale for assignment of ITS design, development, and maintenance resources. Each prospective project shall be assigned one of the following priorities prior to its presentation before the MIS Committee:

Priority 1

- This priority level is exclusive to the maintenance of computer programs that have been designed, implemented, and installed. Resources used in this area are for the purpose of keeping existing computer-based systems functional. This priority includes routine maintenance. Any changes to production systems requiring more than 32 person-hours shall not be considered as maintenance, but as a new request which must be justified.

Priority 2

- Those resource requirements over which the Department has little control. Responses to legislative action, requests from the Governor or the agency, and requests from local law enforcement for critical information are all examples of projects that are Priority 2.

Priority 3

- An ITS request shall be Priority 3 if the implementation of the proposed computer-based system will result in a measurable benefit to the Department. Most requests for information system resources fall within this area.

42010.7 Revision

Revised January 4, 2010

The Assistant Secretary EIS, or designee shall be responsible for ensuring that the contents of this Article are kept current and accurate.

42010.8 References

DOM §§ 43000, 44000, and 49000.

ARTICLE 5 — EDP STANDARDS

Revised April 9, 2002

42020.1 Policy

It is the policy of the Department to promote standardization in its information management planning and operations through adherence to applicable American National Standards Institute (ANSI), Federal Information Processing Standards (FIPS), and State standards and guidelines. All proposed application or information technology activities shall be evaluated to ensure that all hardware, software, and communications platforms comply with ANSI, FIPS, and State standards and guidelines.

42020.2 Purpose

The purpose of this Policy is to facilitate the inter-organizational sharing and exchange of equipment, data, software, and personnel. The use of these EDP standards shall also facilitate communication:

- Between the Department and other State agencies.
- Between the Department and its EDP vendors.
- Between the Department and its EDP information providers/recipients.
- Among the various organizational units within the Department.

Adherence to established EDP standards should result in improved communication, improved product quality, decreased development time and costs, improved project control, and reduced maintenance costs.

42020.3 Computer Programming Language Standards

Where custom programming is needed, the Department requires the use of vendor-supplied programming languages which are departmental standard languages. The language chosen for development shall be consistent with the requirements of the application and platform for which it is intended.

- For new system development on minicomputer or mainframe platforms, a high level language shall be used wherever feasible. In this case, high level languages include either a fourth generation language such as Oracle or a Computer Assisted Software Engineering (CASE) tool integrated with a COBOL code generator.
- Where a high level language is not feasible or where maintenance shall be performed on applications already written in COBOL, the COBOL programming language shall be used.
- In the personal computer (PC) area, application programming shall use either a language or compiler compatible with the dBASE standard, a fourth generation language for the PC, or a CASE tool integrated with a COBOL code generator.

Use of vendor-supplied data base management, report generation, and file manipulation packages shall be considered in the design of ITS. For data management on all platforms, the use of a vendor-supplied relational data base management system compatible with structured query language (SQL) is recommended. The in-house development of data base management or file manipulation software is strongly discouraged and only permitted where there is no other alternative.

Normally, high level languages possess their own query language and report generation software. Wherever possible, the query language and report generator provided with the high level language shall be used. In situations where such software is not provided with the high level language or will not meet the application's needs, third party query languages and report generation software can be chosen from the wide variety of software supplied by vendors.

42020.3.1 Application Generators

The Department encourages the investigation and use of application generator software.

Application generators are integrated fourth-generation language tools which permit an entire application to be generated. The most useful full-function application generators support a wide range of integrated components including a data base management system (DBMS), data dictionary, security facilities, analysis tools, query language, report generator, documentation generator, screen painter, prototyping facilitator, graphics generator, decision support or financial modeling tools, multiple end-user interfaces, high-level procedural language, data definition language, distributed processing facilities, testing tools, a micro-to-mainframe communications link, and a separate version of the tool for a personal computer.

Application generators for EDP professionals generally include a very high-level procedural language that is used to specify logical operations. These tools are usually integrated with a full-function DBMS that supports both relational and other data structures.

42020.3.2 Operating Software

It is the Department's policy that standard, unmodified, vendor-supplied and maintained software aids be used in lieu of developing unique programs. The objective is to minimize and control the development of specialized programs that allocate, schedule, and control the central processing unit, memory, peripherals, communication, and data storage and retrieval.

42020.3.3 Application Packages

It is the Department's policy that all feasibility studies shall have one alternative addressing the availability, usability, maintainability, and cost-effectiveness of prewritten and tested application programs in lieu of developing major programs in-house. The PC Policy in DOM 48010 addresses PC application packages. The objective is to minimize the development time and costs of major application programs when such programs are available from other sources. For some custom applications, however, in-house development may be the most viable alternative.

42020.4 Systems Development Life Cycle

The Systems Development Life Cycle (SDLC) is a systematic approach to software development that defines development phases. It begins when a software product is conceived and ends when the product is in production and being maintained. It also specifies the activities, products, verification procedures, and completion criteria for each phase. It is an effective engineering management tool that can be used to help ensure that a delivered product is correct and meets the user's needs.

The Department advocates use of the SDLC approach to software development, whether the platform is mini or mainframe. However, if the system being developed is a standalone PC system, development phases may be combined or omitted so long as the delivered product meets the user's needs.

The Department has included the following phases in its SDLC: Concept Phase, Requirements Phase, Design Phase, Development Phase, Testing Phase, and Operation and Maintenance Phase.

42020.4.1 Concept Phase

The Concept Phase is the initial phase of system development during which user needs are described through documentation. The user group is formed during this phase. Examples of the documentation include a statement of needs, advance planning report, project initiation memo, feasibility studies, system definition documentation, regulations, and policies and procedures relevant to the project. Deliverables for this phase include:

- The project charter.
- The project management plan.
- The initial project file.

42020.4.2 Requirements Phase

The Requirements Phase is the period of time in the life cycle during which the requirements for a software product, such as functional and performance capabilities, are defined and documented. Major deliverables include the Software Requirements Specification documentation and the Baseline Report.

42020.4.3 Design Phase

The Design Phase is the period of time in which the designs for architecture, software components, interfaces and data are created, documented, and verified to satisfy requirements. Major deliverables include the Detailed Design Specification, the Test Plan, the Implementation Plan, the Users' Manual and Procedures Manual, and the Training Plan.

42020.4.4 Development Phase

The Development Phase is the period of time in the development life cycle during which a software product is created from design, documentation is tested, and errors are corrected. Major deliverables of this phase include system documentation, program documentation, program code, and test results documentation.

42020.4.5 Testing Phase

The Testing Phase is the period of time in the life cycle in which the software product is evaluated by users and technical staff to determine whether requirements have been satisfied. Tests performed include the Requirements Test, the Operational Environment Tests, the Acceptance Test, and the Pilot Test.

42020.4.6 Operation and Maintenance Phase

The Operation and Maintenance Phase is the period of time in the life cycle during which a software product is used in its operational environment, monitored for satisfactory performance, and modified as necessary to correct problems or respond to changing requirements. The Post Implementation Evaluation Report (PIER) is completed during this phase.

42020.5 User Computing Within CDCR

The standards addressed in DOM 42020.3 above, Computer Programming Language Standards, apply to end-users as well as EDP professionals, although the end-user shall not use procedural or third generation languages and shall restrict any programming activity to the personal computer.

42020.5.1 Personal Computer

The personal computer is meant to be a productivity tool to assist the user in fulfilling regular professional responsibilities.

42020.5.2 Database/Spreadsheet

A user-developed system is defined as a database or spreadsheet that is created, accessed, or updated with an off-the-shelf software application.

42020.5.3 Management Approval

Approval shall be obtained from appropriate division management prior to expending any resources on a user-developed system that is used in an official capacity by any departmental personnel.

42020.5.4 Standard EDP Documentation

In order to ensure continued operation of user-developed systems, documentation shall be provided. Documentation shall include:

- A list of application software used (e.g., dBase, Foxbase, Lotus, Quattro, etc.).
- System requirements.
- A user manual to explain:

Where the system is installed (PC location, drive, directory).

- How the system is started.
- Any macros or batch files used.
- Data entry procedures.
- Report generation.
- Backup procedures.
- File descriptions for each file used in the system:
 - File name.
 - File type (report, label, index, memo, database, spreadsheet).
- Structure of any data files:
 - Description of each data field.

Refer also to DOM 48010, Departmental Workgroup Computer Policy.

42020.6 Inmate Access to Computing

Computers are used in inmate academic/vocational education training programs. It is essential that the security of the facility be maintained and that no unauthorized communication is made by a computer to another computer or to an electronic mail device. In addition, data integrity and systems security shall be maintained at each work location. Each Warden, RPA, and Associate Director shall be responsible for computer resources and information security within their respective facility or division.

Each Warden shall designate an Information Security Coordinator who shall not be at a level below AISA. This coordinator shall report any security violations, concerns, or questions to the Warden and the divisional Information Security Officer/Coordinator. The divisional coordinator shall report security incidents to the Department Information Security Officer (ISO).

No inmate shall have any computer, modem, or terminal in possession within the facility. There shall be no inmate access to a computer outside the inmate's authorized work, vocational, or educational areas.

It is the Department's goal to eliminate the use of inmates as programmers for applications used by the Department outside of the PIA. Within PIA, inmate program development shall be controlled strictly by PIA headquarters.

For those facilities now utilizing inmates to develop and maintain programs, a plan shall be developed to strictly monitor this activity until it can be discontinued.

Outside of PIA, each facility now using inmates for the development of programs for Department use (i.e., not part of an inmate education program) shall include the following procedures as part of its monitoring plan:

- All inmate computer program development shall be under the supervision of the AISA in a controlled, designated area.
- All inmate-developed programs shall be written in either dBase, Foxbase, or Clipper. Existing programs shall be converted to one of these languages.
- Source code and documentation shall be reviewed by the ISA before final compiling.

All facilities with inmates accessing computers in any capacity, including inmate education programs, shall comply with the following procedures:

- Each computer shall be labeled to indicate whether inmate access is authorized.
- Areas where inmates are authorized to work on computers shall be posted as such.
- There shall be no communication capabilities such as telephone, computer line, or radio communication devices in the area.
- Inmates shall not have access to utility programs such as Mace, Norton Utilities, or PC Tools.
- Inmates shall not have access to the MS-DOS commands DEBUG, ASSIGN, and ATTRIB.
- A copy of all facility personal computer-based programs, source codes, and documentation shall be forwarded to and maintained by ISD.
- Inmates performing data entry or word processing in an authorized education or work production area should be supervised by staff persons able to identify and use the computer operating system, software, and application used on the equipment under their supervision.

The Division of Adult Institutions shall develop and maintain a system to track inmates who have documented, sophisticated computer expertise or histories of computer fraud or abuse. This identified group of inmates shall not be assigned duties involving the use of personal computers.

Inmates shall not have access to any computer containing sensitive or confidential information. In addition, computers containing sensitive or confidential information shall have appropriate hardware or software security measures installed.

Inmates shall not remove diskettes from authorized work areas. An inventory and appropriate controls shall be maintained on all diskettes. Diskettes for inmate use shall be labeled "For Inmate Use." Reports and other printed output from inmate-utilized computers shall be reviewed closely by staff and appropriate distribution of such output shall be monitored.

Unit managers currently utilizing inmates for programming applications shall have a plan for the completion of user and programming documentation. This documentation shall be approved and used by the facility AISA for program auditing/maintenance. Once approved, a copy of the plan shall be forwarded to EIS. The plan shall then be forwarded to the ISO. In the absence of an approved plan, all programming and editing features shall be removed from computers accessed by inmates.

42020.7 Revisions*Revised January 4, 2010*

The Assistant Secretary, EIS, or designee shall be responsible for ensuring that the contents of this Article are kept current and accurate.

42020.8 References

OIT, Information Management Guideline: A Manager's Guide to End User Computing.
DOM § 48010.

ARTICLE 6 — QUALITY ASSURANCE AND QUALITY CONTROL*Revised October 17, 1994***42030.1 Policy**

It is the policy of the Department to provide Quality Assurance (QA) and Quality Control (QC) functions to ensure the usability and effectiveness of all EDP applications and processes.

42030.2 Purpose

The purpose of the QA function is to facilitate the continuous review and improvement of processes which underlie the creation and maintenance of automated systems and databases. The purpose of the QC function is to implement methods and practices that allow EDP products and processes to be measured against predefined standards. Together, QA and QC ensure that automated systems and their products better meet user needs.

42030.3 Responsibilities

CDC recognizes that maintaining adequate, correct and current offender data is critical to departmental operations that directly affect staff, inmate, and public safety. OISB, in the ASD, is responsible for major current, proposed, and future statewide offender ITS. QA procedures to be applied to these departmental ITS include:

- Continual monitoring of the validity and currency of data contained in offender ITS;
- Establishment of methods to identify errors or inadequacies in these data; and
- Development of appropriate procedures and solutions to correct inaccuracies or out-of-date data.

The OISB does not directly implement most procedures and solutions. Rather, once a problem has been identified the OISB provides the owners of the data with tools and procedures aimed at eliminating the problem. After the owners of the data have implemented these tools and procedures, the OISB provides ongoing review of the data to ensure its accuracy, currency, and completeness.

A QA council shall be established to ensure that departmental QA policies, standards, and procedures are implemented and maintained. Responsibility for implementing QA resides with each entity (i.e., division, branch, or unit) that develops and maintains systems.

QA Council

The QA council shall be comprised of the departmental Information Security Officer (Chairperson) and representatives from each division responsible for the development and maintenance of ITS. The QA council shall:

- Develop departmental QA policies, standards, and procedures.
- Develop and implement an annual QA plan in support of the Department's strategic plan.
- Ensure that systems developed or maintained in the Department adhere to CDC QA/QC standards and procedures.
- Support programs that educate CDC staff in the importance of quality concepts and in the tools, techniques, methods, and practices that facilitate QA and QC.
- Act as a source of information on processing quality data and on the need for continued commitment to an improvement effort.
- Review industry standards (e.g., ANSI/IEEE, FIPS) to facilitate the development of departmental EDP standards.

The QA council shall meet quarterly or as needed.

Division/Branch/Unit

Accountability for QA and QC is fixed on a system by system basis. See DOM 47000, Departmental Systems, for ownership designation and fixed responsibility for QC.

OISB is responsible for data integrity in major, statewide offender ITS.

In fulfilling QA/QC responsibilities each entity shall, where applicable, ensure that:

- ITS projects are reviewed during all phases of the systems development life cycle (SDLC).
- Data integrity is developed and maintained, both in the SDLC and by the unit designated responsible for QC, on each application or database.
- User requirements are well-defined (for systems development or maintenance projects), all objectives of the work effort have been met, and results are appropriate keeping in mind each project's overall objectives.
- The ITS processes are monitored and measured for the purpose of improving these processes.
- Quality improvement programs are established and quality concepts are promoted throughout Department branches that develop and maintain ITS.

42030.4 Definitions**Acceptance Testing**

Testing that insures a computer system meets the needs of the organization and the end-user.

Client (User)

The individual or organization that utilizes a product.

Correctness

(1) The extent to which software conforms to its specifications and standards; (2) the extent to which software is free from design and coding defects (i.e., "fault-free"); and (3) the extent to which software meets user expectations.

Cost of Quality

The cost of quality for a product is the sum of prevention, detection, correction, and client costs. Prevention cost is the total cost incurred during product development prior to general release. Detection, correction, and client costs are post-release costs associated with reworking due to defects. QA shall be considered cost-effective when post-release costs are reduced by an amount greater than any increase in prevention costs resulting from the inclusion of QA in the development process.

Data Base Integrity

The accuracy, completeness, and timeliness of information contained in a database.

Defect

A variance from specifications/standards or attribute/function not contained in the software requirements specifications.

Defect-Prone Process

A process/activity during which a high number of defects occur.

Desk Checking

An informal evaluation technique in which the person who developed a unit of code inspects it visually to identify possible errors or violations of development standards.

Failure

Inability of a product or service to perform its required functions within previously established limits.

Integration Testing

Testing performed on groups of modules to ensure data and control are passed properly between modules.

Long-Term Capacity Planning

The objective of long-term capacity planning is to develop methods and means for ensuring that hardware, system software, communications, and system design shall meet the long-term objectives for additional processing required by new applications, integration of new processors and platforms, and new generations of software. This plan encompasses a five- to seven- year period and is designed to help determine budget requirements and goals for the Department.

Post Implementation Evaluation Report

The review of a computer, computer system, or computer network that has been in operation for at least six months and no longer than two years for the purpose of matching the requirements of the system against what has been produced, so as to ensure that stated requirements have been met.

Problem Reporting/ Tracking

A process of reporting outstanding problems, having them assigned for resolution, and closing them out when the user has been notified that the problems have been solved.

Process

The work activities that produce products, including the efforts of people and equipment.

Product

The output of a process including the goods and services produced by individuals and the organization.

Quality

The extent to which a product meets the expectations and requirements of the user.

QA

(1) A staff function designed to support line management in performing the QC function. As such, QA identifies those processes, both good and bad, that affect quality, and is used to advise management of such effects. A management decision may then be necessary to ensure that QC techniques are implemented and maintained; and

(2) The function that uses measurement and analysis to continually improve processing, procedures, and standards so that management can be "assured" of their staff following such methods, procedures, and standards, as well as their ability to produce products that meet specified requirements.

QC

(1) The collection of activities to ensure that defects are neither made nor implemented. While QA monitors the processes involved in the production cycle, QC is an integral part of work and is the responsibility of each employee; and

(2) A line function used to measure quality associated with specific products or services. QC is the responsibility of each ITS area and is the function responsible for the quality of the work being done within a specific area or for a specific project.

Quality Improvement Program

A program designed to reduce the number of defects produced.

Regression Testing

Testing applied after changes have been made to ensure that no unwanted changes have been introduced.

Requirement

The specification(s) for satisfying a user need; is associated with a standard by which the satisfaction of that need can be measured.

Resource Management

The determination of current and short-term needs for hardware, system performance, and communications, and the allocation of such resources to meet the overall goals and current short-term plans of the Department. Resource Management requires the gathering of data about new processing needs and applications not addressed in long-range planning, as well as any other information that impacts current system resources.

System Testing

A generic term that differentiates various types of higher order testing from unit testing.

Total Quality Management

Consists of continuous process improvement activities involving everyone in an organization--managers and workers--in a totally integrated effort toward improving performance at every level. This improved performance is directed toward satisfying such cross-functional goals as quality, cost, schedule, mission, need, and suitability. Total Quality Management, or TQM, integrates fundamental management techniques, existing improvement efforts, and technical tools under a disciplined approach focused on continuous process improvement. The activities are focused ultimately on increased client/user satisfaction.

Unit Testing

Testing performed on a single, standalone module or unit of code.

Validation

The process of comparing a product in any stage of its development with specified requirements in order to determine whether the correct product is being produced.

Walk-Through

A review process in which a designer or programmer leads one or more members of the development team through a segment of documentation or code that he or she has written, and other team members ask questions and make comments about technique, style, possible errors, violation of development standards, and other issues.

42030.5 Revisions

Revised January 4, 2010

The Assistant Secretary, EIS, or designee shall be responsible for ensuring that the contents of this Article are kept current and accurate.

42030.6 References

Quality Assurance Institute: Effective Methods For Quality Assurance In Information Systems.

DOM § 47000.

ARTICLE 7 — INFORMATION MANAGEMENT PLANNING

Revised October 17, 1994

43010.1 Policy

The Department has established a management planning process that is consistent with the needs, resources, and use of information technology within the Department. In compliance with the SAM 4900.2, the established management planning process:

- Is consistent with the current statewide policies contained in SAM and current management memos for managing information and information technology.
- Is linked to and supportive of CDC's overall program planning and budgeting processes.
- Involves CDC executive management and program managers, as well as those who are responsible for the use, operation, and support of ITS.
- Addresses current and projected relationships among the various aspects of information technology employed by CDC, including equipment (such as mainframes and minicomputers, personal computers, and office systems), software (such as computer languages, including fourth generation languages, and applications packages), and telecommunications.
- Relates current and planned uses of information technology to the information required for the accomplishment of CDC's mission and key programs.
- Considers means for ensuring the continuing availability of the information required to support critical programs in the event of disaster, or other unforeseen events resulting in an interruption of CDC's regular systems operation.

43010.2 Purpose

Planning includes identifying needs and opportunities, defining objectives, and determining appropriate means of achieving those objectives. The purposes of information management planning are to:

- Find ways that information technology can improve the effectiveness of CDC programs.
- Analyze the costs and benefits of information technology and allocate resources systematically.
- Clarify CDC's priorities and be able to react to changes with a minimal amount of disruption.
- Improve communication among executive managers, staff responsible for information technology, and the users of the programs.
- Provide managers with a long-term perspective on current problems that simplifies making decisions and solving problems.

In addition, planning requirements are intended to provide the Office of Information Technology (OIT) and other control and oversight organizations with the basic facts those organizations require to carry out their responsibilities concerning the use of information technology in State government.

43010.3 Responsibility

It is the responsibility of ISD to develop and maintain a departmental strategic plan. This plan shall be approved by the MIS Committee. Once approved, this plan shall serve as the road map for planned automation efforts within the Department. This plan shall be utilized to link divisional planning efforts to the goals and objectives of the division and Department. The MIS Committee shall ensure that all projects under its responsibility are consistent with and do not conflict with other planned efforts. Compatibility and connectivity shall be the shared vision of all planning.

43010.4 Information Management Planning Infrastructure

CDC has developed a formal structure for planning which includes an MIS Committee and an ongoing planning process that involves analysis, evaluation, and review of proposed projects. This project review, reporting, and evaluation process is covered in DOM Subchapter 44000, Project Review, Reporting and Evaluation. Alternately, this subchapter describes the MIS Committee, the MIS

Support Unit (MIS-SU), ISD, and the role each plays in the management planning process.

MIS Committee

The MIS Committee, whose members represent the divisions within CDC and the PIA, is responsible for executive leadership and strategic planning in seeking out opportunities to employ information technology for the achievement of the Department's mission, goals, and objectives. The MIS Committee assesses all proposed ITS projects (ranked according to their importance to the Department's mission) to assure conformance with the Department's mission statement, strategic plan, and key programs. The committee also reviews and approves the Department's Information Management Annual Plan (IMAP) and endorses future needs identified in long-range planning documents. DOM 41020.3 describes the role of the MIS Committee.

ISD

ISD is responsible for development and maintenance of the overall strategic plan of the Department. This plan shall be the result of compiling all divisional automation needs into a single document for the prioritization of projects and alignment with the budget by the MIS Committee.

ISD is also responsible for maintaining and updating the IMAP. This includes: working with the user to develop appropriate documents for inclusion in the IMAP for those projects reportable to OIT, ensuring that the appropriate reportable project forms are completed, notifying the user once a project has been approved, whether it is delegated or non-delegated, maintaining copies of all reports, and, as appropriate, acting as a liaison between OIT and CDC project management concerning reporting requirements throughout the life cycle of the project.

MIS-SU

The MIS-SU provides functional support to the MIS Committee by coordinating MIS Committee meeting agendas, coordinating the review of proposed ITS projects, preparing annual updates for the Department cabinet on all CDC automation efforts for the current year as well as strategic planning for the coming year, and participating in the development of presentations for the committee addressing current technical innovations and coordinating the review of information system concepts to ensure compliance and consonance with the budget cycle. Refer to DOM 41020.4 for more details on the role of the MIS-SU.

43010.5 Information Management Planning Process

The Department uses the MBO approach for planning information management. The Department's mission and philosophy statement were developed based on MBO principles, and resulted from many planning sessions held to enlist ideas from numerous levels, disciplines, and segments within the Department.

Each Division formulates its own goals and objectives using departmental goals and objectives as the foundation for the effort. The CDC ITS planning process originates with the development of the strategic plan (see also DOM 43010.3). MBO goals and objectives are developed to structure the Department's efforts to achieve the purposes specified in the strategic plan. The establishment of such goals and objectives allows the identification of automation opportunities consistent with the plan, and the planning process then provides for the development of various concept statements to enable articulation of methods that may be used to benefit from the identified automation opportunities. All automation concept papers are reviewed by the MIS Committee and, if approved, become part of the IMAP. Implementation of an automation concept that requires increased or new source funding may require the preparation of a Budget Concept Statement, and a BCP may also be necessary. Establishment of certain automation projects as specified in this Chapter shall require prior approval of an FSR.

ISD shall provide the general guidelines for objectives that require automated solutions. The resulting document, the Information Systems Budget Concept Statement (IS-BCS), is submitted to ISD and the MIS-SU for review and recommendations.

ISD shall coordinate development of the IMAP, and shall maintain it to ensure that a vision of connectivity and compatibility is followed. Redundancy of data input is another area of concern, and this plan shall help ensure that a planned automation effort is coordinated within the department. Duplication of automation efforts is a costly and time-

consuming waste. The IMAP shall serve as a road map for automated efforts.

The MIS Committee shall measure proposed projects against CDC's, mission and established departmental priorities so as to best prioritize and approve proposed EDP projects.

43010.6 Revisions

Revised January 4, 2010

The Assistant Secretary, EIS, or designee shall be responsible for ensuring that the contents of this Article are kept current and accurate.

43010.7 References

SAM § 4900.2.

DOM §§ 44000, 41020.3 and 41020.4.

ARTICLE 8 — PROJECT INITIATION AND APPROVAL

Revised October 17, 1994

43020.1 Policy

It is the policy of the Department that information system proposals shall receive departmental and, as required, control agency approval before project development can proceed.

43020.2 Purpose

The purpose of this policy is to ensure that the Department is in compliance with all control agency requirements. The ultimate authority for approval of information technology projects lies with the Office of Information Technology (OIT), but it is the intention of the Director of OIT to delegate such approval authority selectively, to the maximum extent practicable, to the departmental director. Refer to SAM 4819.34 for the factors considered by OIT in determining whether a project can be delegated.

43020.3 Project Initiation and Approval Process

ITS proposals requiring a change in the Governor's budget for funding purposes shall receive departmental and control agency review and approval before project development can proceed.

43020.3.1 Requests Requiring a Change in the Governor's Budget

If funding for a project is already available, departmental and control agency review and approval is still necessary but the approval process is somewhat different and is discussed in DOM 43020.3.2.

Early each calendar year, MIS-SU shall distribute a memorandum to CDC Executive Staff, Wardens, and RPAs detailing the IS-BCS request process for the fiscal year beginning approximately 18 months later. This memorandum shall include a timeline containing significant deadlines which shall be met in order for a request to proceed through the approval process. The following is a general discussion of this process.

ITS proposals shall be presented to the MIS Committee utilizing the IS-BCS format. The purpose of this format is to provide sufficient information to departmental executive staff to allow for a determination of whether the proposal warrants further development as a BCP. BCPs are discussed in DOM 21010 and SAM 6100.

Refer to the following instructions when completing the IS-BCS and note that the format shall not exceed two pages in length including any supporting documentation. Requests out of compliance with the established format and instructions shall be returned to the requester without consideration.

Statement of Problem

Indicate as concisely as possible what problem exists or what level of service is not being provided.

Description of Existing Operation

Describe the current operation including a description of the criticality of the data, how or whether it is currently being collected, and the current staffing allocated to its collection, maintenance, and analysis.

Adverse Effects of Continuing Existing Operation

Specify what adverse effects would be experienced by continuing the existing operation. These effects should be quantified to the extent possible.

Alternatives for Solving the Problem

Describe several alternative methods considered to address the problem. List the pros and cons of each alternative.

Recommended Solution

Select an alternative. Discuss how its implementation would alleviate those problems identified above. Quantify the staffing or all other resources needed to implement the proposed change.

Identification of Needed Resources (Estimate of Cost/Benefits)

Although a detailed cost/benefit analysis cannot be provided until an FSR is completed, the requester should be able to provide a conservative estimate of any real savings or costs associated with the ITS concept.

IS-BCS's shall follow the normal chain of command for divisional approval prior to review by the MIS Committee.

Timeframe

Process

December

MIS-SU staff coordinate the presentation of the annual update to the Cabinet detailing all major CDC automation efforts during the previous year and strategic planning for the coming year.

Late January

IS-BCSs that have received division approval are submitted to MIS-SU for inclusion on the March MIS Committee meeting agenda. MIS-SU and ISD staff review the IS-BCS in terms of its conceptual integrity and consistency with the Department's approved strategic plan. ISD staff review the IS-BCS to assess its technical feasibility. MIS-SU and ISD staff each formulate a recommendation addressing the IS-BCS for MIS Committee deliberation.

Early March

The MIS Committee reviews the IS-BCS and recommendations to determine whether an FSR and BCP should be developed.

Timeframe

Process

Late March

If the concept is approved at the MIS Committee meeting, the IS's FSR/BCP development may begin (see SAM Section 4920). Requester submits a New Reportable Project Form to ISD to include the project in the departmental Information Management Annual Plan (IMAP).

Also due to ISD at this time is the project's draft FSR.

Early June

ISD submits the IMAP to the MIS Committee for review and approval. BCPs and departmentally approved FSRs shall be submitted to OBM for initial review.

Mid June

Departmentally approved FSRs are submitted to the OIT for review.

Late July

The Department conducts hearings on BCPs from all departmental program areas to determine which proposals will go forward to Agency for review and approval. The IMAP is submitted to the OIT for a determination of the project's reporting requirements through its review of the IMAP. See SAM 4900 and DOM 43020.4 for specific information and instructions.

Early August

Agency conducts its review of departmentally approved BCPs to determine which proposals will go forward to the DOF for review and approval.

September

DOF conducts its review of Agency-approved BCPs to determine which BCPs shall result in actual project development funded by a change in the Governor's budget. DOF decisions are usually distributed by the end of December.

Project development can begin upon DOF's approval of the BCP.

43020.3.2 Projects to be Funded with Existing Monies (No New Positions)

ITS proposals to be funded with existing monies (no new positions) shall receive departmental and, if necessary, control agency review and approval before project development can proceed.

Refer to DOM 48010.2 for information regarding the procurement of personal computer equipment.

ITS proposals shall be presented to the MIS Committee utilizing the IS-BCS format. The purpose of this format is to provide sufficient information to departmental executive staff to enable a determination of whether the proposal warrants further development (see DOM 43010.1.1).

The IS-BCS shall follow the normal chain of command for divisional approval before it is reviewed by the MIS Committee.

After the IS-BCS has received divisional approval, it shall be submitted to MIS-SU for inclusion on the MIS Committee agenda. See DOM 41020 for additional information regarding the MIS Committee and MIS-SU.

If the IS-BCS receives MIS Committee approval and meets the requirements of a reportable project, the requester shall submit a New Reportable Project Form to ISD to include the system in the departmental IMAP. OIT shall determine the project's reporting requirements through its review of the IMAP. See SAM Section 4900 and DOM 43020.5 for specific information and instructions.

After the IS-BCS receives MIS Committee approval, the project's FSR can be prepared (see SAM Section 4920 for specific information and instructions). Upon completion and divisional approval, the FSR is due to ISD for technical review and approval.

Depending on the reporting requirements established for the project, the departmentally-approved FSR shall next be submitted to OIT for review and approval. See SAM Section 4900 and DOM 43020.5 for further details.

Project development can begin once the FSR has received departmental and, if required, OIT approval.

43020.3.3 Non-reportable Projects Under \$50,000 to be Funded With Existing Monies (No New Positions)

Non-reportable information technology projects under \$50,000 that are funded through redirection do not require submission of an IS-BCS. Instead, a CDC Internal Project Summary Fact Sheet (IPSFs) must be completed and forwarded to the ISD Project Initiation Unit (PIU) for review. The IPSFs must then be presented to the MIS Committee for approval. Once approval is obtained, the PIU shall forward a copy of the approval letter to the project manager and maintain a copy in the ISD files.

43020.4 Information Management Annual Plan (IMAP)

The IMAP represents the results of CDC's planning process. It identifies those projects for which resource commitments are anticipated and, in effect, summarizes CDC plans, projects, and other activities associated with its use of information technology.

SAM Section 4900 requires that each agency involved in information technology activities prepare an IMAP.

43020.4.1 IMAP Composition

The IMAP consists of three parts:

- Part A: Overview.
- Part B: Information Technology Activities.
- Part C: Exhibits and Supporting Documents.

43020.4.1.1 Part A - Overview

Part A contains a brief description of the agency's mission, its current problems and opportunities associated with information management, and its strategy and objectives for the use of information technology.

43020.4.1.2 Part B – Information Technology

Part B provides an overview of current and proposed development projects and potential acquisition activities, with particular emphasis on those projects and activities that are relatively costly, require a BCP, or meet any of the other special criteria described in SAM Section 4902.1.

43020.4.1.3 Part C - Exhibits and Supporting Documents

Part C contains Documents that supplement the information in Parts A and B of the IMAP by providing details about the agency's organization of information management and its available resources.

43020.4.2 IMAP Purpose

The purpose of the IMAP is to ensure that CDC is systematic in identifying and satisfying its information requirements and provides OIT and other control and oversight agencies with the basic facts those organizations require to carry out their responsibilities regarding the use of information technology in State government.

43020.4.3 IMAP Responsibilities

ISD is responsible for assembling and maintaining the IMAP. ISD develops IMAP - Part A and the support documents contained in Part C. Part B of the IMAP consists of New Reportable Project Forms that are completed by the project teams involved in the information technology projects, and summaries of project status for any major projects.

43020.4.4 Reportable Projects

SAM Section 4902.1 lists the criteria used to determine if a project is considered reportable. Reportable projects require completion of a New Reportable Project Form. This form is included in Section B of the IMAP and provides OIT with information on the proposed project. OIT uses this information to determine whether approval authority for the project shall be delegated to CDC or if OIT shall retain the approval authority.

All proposed projects that do not meet the criteria in SAM Section 4902.1 are considered non-reportable projects. The costs of agency development or new acquisition projects, whether reportable or not, shall be included in the Agency Information Technology Costs spreadsheet included in Part C of the IMAP.

43020.4.4.1 Definition of Reportable Project

A Reportable Project is defined as a planned development activity or the planned acquisition of a new or enhanced information technology capability (as defined in SAM Section 4819.2) which meets one or more of the following criteria:

- The project involves total estimated development or acquisition costs that are greater than the cost threshold established for the agency (see DOM 43020.4.4.2 for further information on cost thresholds).
- The project involves a budget augmentation through submission of a BCP or Budget Revision to increase the agency's existing information technology activities.
- The project is a new system development or acquisition made in response to a legislative mandate or the project is subject to special legislative review as specified in budget control language or other legislation.
- The project involves direct public access by private sector organizations or individuals to State data bases .
- The project involves contracts for professional, managerial, or technical services (excluding services received through interagency agreements) totalling more than \$25,000.
- The project involves acquisition of one or more personal computers, personal computer software, or related peripherals, and the agency does not have an approved Workgroup Computing Policy (SAM Section 4989 et seq.).
- The project involves installation or expansion of wide area network data communication services other than those offered by the DGS, Division of Telecommunications, or a State consolidated data center as defined in SAM Section 4982.
- The project involves one or more of the following emerging technologies and more than \$25,000 will be spent on acquisition of hardware or software required for the technology:
 - Document imaging.
 - Geographic information systems.
 - Computer aided systems engineering.
 - Expert systems/artificial intelligence.

43020.4.4.2 Cost Thresholds

Cost thresholds are assigned to agencies based on their size and past experiences with information technology projects. CDC is a Category 1 agency; therefore any CDC project shall be a reportable project if it will cost more than \$500,000.

43020.5 FSR

CDC adheres strictly to State policy requiring that a feasibility study be conducted and a FSR be approved prior to the expenditure of resources on any information technology project. The only exception to this requirement is the justification and acquisition of personal computers and related commodities through use of the Workgroup Computing Justification Form (SAM Section 4991.1).

The term Information Technology Project is defined in DOM 41010.3, EDP Definitions.

The feasibility study shall be performed in conformance with the requirements of SAM Sections 4922 through 4927.

The FSR shall be prepared in accordance with SAM Sections 4928 through 4928.4.

The FSR shall be reviewed and approved in accordance with the general requirement of SAM Section 4819.3, State Information Management Authority and Responsibility, as well as the specific requirements of SAM Sections 4926 through 4926.5.

Refer to SAM and the handbook, "How To Conduct A Feasibility Study," published by OIT, for specific guidelines for completing each step of the process.

43020.5.1 FSR Purpose

The Feasibility Study represents the first opportunity within the project management sequence for State management to assess the full

implications of a proposed information technology project. The purposes of the Feasibility Study are to:

- Determine whether a proposed project represents a justified expenditure of public resources in terms of whether it:
 - Is responsive to a clearly defined, program-related problem or opportunity.
 - Is the best of the possible alternatives.
 - Is within the technical and managerial capabilities of the agency.
 - Would provide benefits over the life of the application that exceed development and operations costs. Such benefits typically include reduced program costs, avoidance of future program cost increases, increased program revenues, or provision of program services that can be provided only through the use of information technology.
- Provide a means for achieving agreement between agency executive management, program management, and project management as to:
 - The nature, benefits, schedule, and costs of proposed project.
 - Their respective management responsibilities over the course of the project.
- Provide executive branch control agencies and the Legislature with sufficient information to assess the merits of the proposed project and determine the nature and extent of project oversight requirements.

43020.5.2 Internal Approval Process

In addition to the State policy and procedures which govern information technology projects, FSRs shall be developed and approved according to the following internal process. Once the FSR and/or CDC internal Project Summary Fact Sheet is completed and approved by the Division approving authority, it is submitted to:

- ISD, Project Initiation Unit (PIU), for technical review and recommendation.
- MIS-SU for inclusion on MIS Committee agenda.
- MIS Committee for final departmental approval.
- ISD/PIU for submission to OIT for review and approval if the project is reportable.
- ISD/PIU for preparation of certification statement (Certifications for Personal Computer systems approved through the Personal Computer Policy are prepared by the MIS-SU).
- Chairperson, MIS Committee, to sign certification.
- Deputy Director, ASD, and Assistant Director, OOC, to sign certification.

OIT's response to the Department regarding project approval/disapproval is sent directly to the Chief Deputy Director and then to ISD. Subsequently, ISD shall update the project file and route copies to the project initiator(s) and to MIS-SU.

The process differs slightly if a BCP is required. In order to ensure that the FSR is developed and approved within the mandatory time frames, refer to DOM 43020.3.1.

In addition to a project file, ISD (Systems Support) also monitors initial and subsequent equipment procurements to ensure they fall within the scope of the approved FSR or CDC Internal Summary Fact Sheet. Copies of all approved procurement documents shall be routed to the MIS-SU.

43020.6 Revisions

Revised January 4, 2010

The Assistant Secretary, EIS, or designee shall be responsible for ensuring that the contents of this Article are kept current and accurate.

43020.7 References

SAM §§ 4819.2, 4819.3, 4819.34, 4900, 4902.1, 4920, 4922 - 4928.4, 4989, 4991.1, and 6100.

OIT, Information Management Guidelines: How To Conduct A Feasibility Study. DOM §§ 21010, 41020, 41010.3, 43010.1.1, 43020.3.1, 43020.3.2, 43020.4, 43020.5, and 48010.2.

ARTICLE 9 — PROJECT MANAGEMENT

Revised October 17, 1994

43030.1 Policy

It is the policy of the Department to create an automation organizational structure that is conducive to the successful implementation, maintenance, and control of the EDP environment.

43030.2 Purpose

The purpose of this policy is to ensure that an EDP infrastructure is created which meets the needs of the Department and fixes responsibility and authority for the development and maintenance of EDP systems.

43030.3 Responsibility

EDP project management is project team oriented. Maintenance and development projects each have a technical project manager. New development projects also have a user project manager. Each project, whether maintenance or new development, is uniquely and individually staffed with a separate project team. DOM 43030.4 describes the structure of project teams.

Team Concept**Project Team Structure**

The project team is a self-sufficient unit staffed with the appropriate technical and managerial resources to address the complexity and size of a project through its life cycle--from initiation through the development, implementation, and maintenance phases. A project team shall have the following composition:

- A core technical staff of analysts and programmers to construct the system.
- Users to participate in requirements definition, design "walkthroughs," and test planning and execution.
- Trainers to develop user manuals and to train users.
- Administrative staff to support project tracking and management reporting.

Each project shall have a technical project manager and an associated user group. New development projects shall also have a user project manager who shall stay with the project through implementation. The user project manager shall be responsible for "what" needs to be automated. The technical project manager shall be responsible for the technical aspects (i.e., the "how") of the project. DOM 43030.5 (User Project Manager) and DOM 43030.6 (Technical Project Manager) outline the roles and responsibilities of the user and technical project managers, respectively.

User Project Manager

The user project manager is selected by CDC executive management from one of the functional areas affected by the project and reports to the appropriate Deputy Director on the MIS Committee.

The user project manager provides overall guidance to the technical project manager. The user project manager keeps fully apprised of the status of the project through regular written project reports from the technical project manager, although the technical project manager reports formally to ISD management.

The user project manager is fully responsible for the project and, in effect, is subcontracting for technical expertise. Therefore, this contract is with ISD rather than a specific technical project manager. This means that the usual reporting structure for ISD is maintained.

The user project manager is responsible for securing the necessary project funding and project resources. In addition, the user project manager is responsible for ensuring that the IMAP, BCS, BCP, FSR, Special Project Report (SPR), Quarterly Project Report (QPR), Post implementation Evaluation Report (PIER), and any other required documentation is prepared and approved by departmental management. ISD shall be responsible to review, log, and submit these reports to EDP control agencies as required.

The user project manager communicates project needs and priorities to the technical project manager, as reported by the user group. The user project manager is also responsible for ensuring that the user community provides the necessary time and resources required throughout the project, such as needs and requirements analysis, data conversion, and user training, as addressed in the approved project management plan.

Technical Project Manager

The technical project manager is appointed by ISD and reports to a unit manager within the Applications Systems Section who, in turn, reports to the ISD Application Systems Manager. The technical project team members report directly to the technical project manager.

The technical project manager has full authority over and responsibility for the technical aspects of the project and the technical project team members. This responsibility includes:

- Detailed planning.
- Staff recruitment and management.
- Project budget control.
- Requirements specifications.
- System design.
- Programming and testing.
- System implementation.
- Data file conversion (responsibility for this task shall be shared with user staff depending upon the resources allocated to the project and the conversion approach approved in the implementation plan).
- System maintenance.
- User training (responsibility for this task may vary depending upon the resources allocated to the project and the training approach approved in the project management plan).

User Groups

Each project (whether new development or maintenance) shall establish an associated user group comprised of representatives from the user community. The purpose of these user groups is to provide a forum for communication between the project teams and those who use the application systems, in order to facilitate more effective use of existing application systems and assist in the development of new systems.

The user group representatives prioritize requests for system enhancements, exchange information on system usage, and provide feedback on system modifications.

43030.4 Revisions

Revised January 4, 2010

The Assistant Secretary, EIS, or designee shall be responsible for ensuring that the contents of this Article are kept current and accurate.

43030.5 References

DOM §§ 43030.4 - 43030.6.

ARTICLE 10 — PROJECT REVIEW AND BASIC POLICY

Revised October 17, 1994

44010.1 Policy

The Department has established policy regarding project reporting and evaluation for each approved information technology project, in accordance with the requirements of SAM 4940 of the. All operating units within CDC shall adhere to the requirements set forth in the current section concerning project review, reporting, and evaluation. Additional requirements may be specified by the Office of Information Technology (OIT) in response to the Department's IMAP or in response to other needs reported by the Department (agency requirements are provided in SAM 4819.3 through 4819.39).

44010.2 Purpose

The purpose of this policy is to ensure that State and CDC project review requirements are implemented on an ongoing basis.

44010.3 Project Review Overview

Once the FSR for an information technology project has been approved by the MIS Committee (also by OIT for non-delegated projects or the DGS for projects involving communications), the design, acquisition, development, and implementation phases of the project may proceed.

The success of each phase of the project shall be evaluated and reported in terms of the project objectives. Included are project reports, a formal management review, and a post-implementation assessment. (SAM 4944 through 4946.2 provide a framework for project monitoring and evaluation.)

44010.3.1 Information Technology Project Reports

Two information technology project reports are specified, the Quarterly Project Report (QPR) and the Special Project Report (SPR). These reports:

- Support continuing communication among all project participants (project management, program management and executive management).
- Expose potential problems with respect to the availability of resources or the meeting of mandated project dates.
- Provide for CDC management and control agency review of project progress at appropriate intervals throughout the life of the project.

44010.3.2 Formal Project Review

In addition to the QPR and SPR, a major management briefing, known as the Formal Project Review (FPR) may be initiated by CDC management or required by the OIT for any information technology project. The FPR allows for CDC

management or control agency review of large projects after completion of the general design phase, but before substantial resources have been committed to the project. It may also be employed to provide a formal management assessment of a project at any point during the development cycle.

44010.3.3 Post Implementation Assessment

Following completion of each information technology project, CDC shall carry out a post-implementation assessment. The assessment shall:

- Measure the benefits and costs of the newly-implemented information technology application or system against the original objectives.
- Document projected operations and maintenance costs over the life of the application or system.

44010.3.4 EDP Audit

Every two years the Department shall carry out and submit to the DOF an EDP audit. This audit is the responsibility of the Internal Audit Unit of PFAB (see DOM 49040). The audit shall be consistent with the DOF publication, "Information Technology Security and Risk Management Guidelines." This guide reflects the SAM requirements regarding the responsibility and control of EDP policy, and provides audit guidelines; however, it may not cover all areas to be audited. The guide and information about it are available through the Internal Audit Unit of PFAB.

To accomplish this audit it is likely that ITS under development shall be selected for audit on a sample basis. The intent of the audit is to make an assessment of the degree of compliance by CDC with departmental and State policies and procedures. The scope of the audit shall include, but not be limited to, the following:

- Project approvals, feasibility study, and risk analysis (DOM 49020).
- Operational recovery plan (DOM 49030).
- Information security practices.

The Project Manager is responsible for ensuring that the project documentation is in compliance with policy.

44010.4 Project Review Central Control/Clearinghouse

All IMAP "external" and "internal" reporting activities shall be monitored by CDC management through a central control agency/contact with regard to OIT reportable projects, OIT projects delegated to the Department, and all other Department information technology projects with an approved FSR, including those requiring a Summary Fact Sheet or Workgroup Computing Justification Form. The ISD, System Support Unit (ISD-SSU) shall be responsible for the central clearinghouse function. Refer to DOM 43030.3, User Project Manager, for project reporting responsibilities.

Responsibilities

The ISD-SSU central clearinghouse monitors all external and internal quarterly project reports, special project reports, and post-implementation assessments. Project managers shall ensure that appropriate sign-off is attained on all projects before documents are submitted to the central clearinghouse. It is the responsibility of the central clearinghouse to:

- Develop a cataloging system to monitor the completion and distribution of required reporting per schedule.
- Notify project managers of scheduled reports prior to the report due date.
- Review completed reports to ensure adherence to the State-required format.
- Maintain copies of all reports and, in effect, act as a liaison between OIT and CDC project management concerning reporting requirements throughout the life cycle of the project.

Summary Information Report

Since ITS approval and oversight are the responsibility of the MIS Committee, the central clearinghouse function shall provide summary information on each ITS project to the MIS Staff Committee at its quarterly meetings. This summary information shall include:

- The project title.
- MIS approval date.
- Projected completion date.
- OIT delegation status.

- FSR status.
- QPR status.
- PIER status.

The central clearinghouse shall also provide the MIS Committee with a summary project status profile which may be in the form of the project's most current QPR and, if necessary, SPR.

44010.5 Project Compliance Review

The Department is subject to compliance reviews conducted by OIT, or by specified units within CDC. The purpose of a compliance review is to verify CDC adherence to Department and State information technology policies and procedures.

Types of Compliance Reviews

ITS within CDC are subject to four types of reviews:

- Type 1. Policy compliance reviews (SAM Section 4942).
- Type 2. EDP audit reviews (see DOM 49050).
- Type 3. Information security, risk management, operational recovery compliance reviews (SAM Sections 4840 through 4845; DOM 49000).
- Type 4. Facility peer reviews.

Policy Compliance Review

Type 1 - Policy compliance reviews are conducted by OIT. Responses to this type of review shall be coordinated by the central clearinghouse function of ISD.

EDP Audit Reviews

Type 2 - EDP audit reviews are part of an audit required by SAM, and are usually conducted by the Internal Audits Unit of PFAB. Alternately, it is possible that Type 2 reviews shall be carried out by the Audits Group of DOF, but responsibility for the audit reviews remains with PFAB. The owner of an information system is responsible for providing responses to audit findings regarding that system.

Security, Risk, and Operational Compliance Reviews

Type 3 - Information security, risk management, and operational recovery compliance reviews are ongoing and conducted by the Information Security Unit within PFAB. These reviews are usually not oriented to a specific system or project, and are limited in scope to the policies contained in SAM Sections 4840 through 4845, and DOM Subchapter 49000.

Facility Peer Reviews

Type 4 - Facility peer reviews are reviews of business services operations conducted by the Department on a rotational basis at each of CDC's facilities. The EDP portion of the peer review includes a functional review of Offender Based Information Services, the DDPS, and personal computer security practices and system utilization.

The review teams are composed of business services and administrative staff from headquarters and the facilities.

NonDelegated Projects

OIT reviews project reporting documentation in conjunction with its compliance review and oversight responsibilities.

Delegated Projects

For delegated projects, the MIS Committee shall determine when a compliance review is to be conducted, the scope of the review, and who shall perform the review.

44010.6 Revisions

Revised January 4, 2010

The Assistant Secretary, EIS, or designee shall be responsible for ensuring that the contents of this Article are kept current and accurate.

44010.7 References

SAM §§ 4819.3 to 4819.39, 4840 - 4845, 4940, 4942, and 4944 - 4946.2.

DOM §§ 49000, 49020, 49030, 49040, 49050, 43030.5.

DOF publication, "Information Technology Security and Risk Management Guidelines."

ARTICLE 11 — PROJECT REPORTING REQUIREMENTS

Revised October 17, 1994

44020.1 Policy

It is the policy of the Department to monitor the implementation and outcome of EDP projects within the Department to ensure that progress and outcome information is tracked and reported, as specified by SAM 4940 and as otherwise required by State oversight agencies. Additional requirements may be specified by the Office of Information Technology (OIT) in response to the Department's Information Management Annual Plan (IMAP) or in response to other needs

reported by the Department (see SAM 4819.3 through 4819.39 for departmental requirements).

44020.2 Purpose

The purpose of this policy is to ensure that adherence to all project reporting requirements outlined by State oversight agencies is monitored and met.

44020.3 Project Reporting Requirements— Compliance Review Reporting Schedule

The Compliance Review Reporting Schedule for both delegated and non-delegated projects is set by the MIS Committee in accordance with central control agency and Department requirements, and is reported to the central clearinghouse.

44020.4 Project Reporting Requirements—Audit of Information Technology Projects

All information technology projects are subject to audit, with project reporting and evaluation documents being an essential aspect of the audit trail (SAM Section 4943). CDC is subject to project audits by control agencies as well as internal audits. Documentation supporting project decisions shall be kept by the Department in the central clearinghouse for a minimum period of two years following approval of the post-implementation assessment.

Nondelegated Projects

OIT audits project reporting documentation in conjunction with its audit and oversight responsibilities.

Delegated Projects

For delegated projects, the MIS Committee shall determine when an audit is to be conducted, the scope of the audit, and who shall perform the audit.

44020.5 Project Reporting Requirements— Project Audit Reporting Schedule

The project audit reporting schedule for both delegated and non-delegated projects is set by the MIS Committee in accordance with central control agency and Department requirements, and is reported to the central clearinghouse.

44020.6 Project Reporting Requirements— Quarterly Project Report Requirements

Quarterly Project Reports (QPR) are usually required of the project manager in the case of projects subject to monitoring by OIT, and may be required as an additional reporting responsibility for delegated projects. OIT's response to the Department's IMAP or FSR specifies the necessity of preparing QPRs for particular projects. On occasion, reporting on other than a quarterly basis is established by the FSR and approved by the MIS Committee.

Every external QPR shall be reviewed and approved by the affected division, and by the Director, or designee. Two copies of the QPR shall be submitted to the central clearinghouse for submittal to OIT by no later than the 15th day of the month following the end of each fiscal quarter (i.e., October 15, January 15, April 15, and July 15). A copy of the QPR shall be forwarded to the Office of the Legislative Analyst.

CDC also encourages use of the QPR format to document project activity for projects that do not qualify as reportable, or for which project monitoring has been delegated to the Department. These internal QPRs shall be reviewed and approved by the affected division. It is not necessary to forward copies of these reports to OIT or the Office of the Legislative Analyst unless so required by OIT.

The QPR shall contain a brief summary of project status including an explanation of any minor deviations from the original project plan. An updated Project Management Schedule (see SAM Section 4928.4) showing actual completion dates of specific tasks/deliverables shall be attached. The QPR shall conform to the standard format provided in SAM Section 4944.1.

Some deviations from the project plan require preparation and submission of a Special Project Report (SPR). The conditions that require preparation of an SPR are defined in SAM Sections 4945 and 4945.1.

44020.7 Project Reporting Requirements— Special Project Reports

General Reporting Requirements (SAM Section 4945): Preparation of an SPR is required whenever a project deviates substantially from the costs, benefits or schedules documented in the approved FSR, or when a major revision occurs in project requirements or methodology. No

expenditure of funds shall be made to implement an alternative course of action until approval has been received from OIT or the Director of CDC, as appropriate (SAM Section 4945). SAM Section 4945.1 lists specific conditions for the required submission of an SPR to OIT.

SPRs, which must be submitted to OIT, shall be transmitted within 30 days after recognition of a substantial deviation. Two copies of the SPR shall be submitted to OIT and one copy to the Office of the Legislative Analyst. SPRs shall be signed by the Director of CDC or designee.

If a QPR is due to OIT during the period the Department is engaged in preparing the SPR, CDC shall submit the QPR (see SAM Sections 4944 through 4944.1) stating that an SPR is under development and providing an approximate date for its completion.

The format and content of the SPR transmittal letter for each non-delegated or delegated project shall conform to the standard formats provided in SAM Section 4945.

Conditions Requiring Submission to OIT (SAM Section 4945.1):

- Projects subject to OIT approval/oversight - an SPR shall be submitted to OIT if:
 - The information technology project's total costs deviate p roj, or are anticipated to deviate, by ten percent (higher or lower) from the estimated information technology ect budget (to be measured against the combined total of each fiscal year's One-time Costs plus Continuing Costs on the Summary Fact Sheet, SAM 4930 Illustration 1).
 - The project schedule falls behind or is anticipated to fall behind by 10 percent or more (to be measured using the key management milestones critical to project success reported on the Summary Fact Sheet, SAM Section 4930, Illustration1).
 - The total program benefits deviate or are anticipated to deviate by 10 percent (higher or lower) from the estimated total program benefits (to be measured against the combined total of each fiscal year's Cost Savings and Cost Avoidances on the Summary Fact Sheet, SAM 4930, Illustration 1).
 - A major change occurs in project requirements or methodology.
- Projects subject to approval and oversight by the Special Project Director (delegated or nonreportable), and projects for which project reporting has been delegated to the Director after OIT approval of the FSR: Submission of an SPR to OIT is required if the revised project costs exceed or are estimated to exceed CDC's IMAP cost threshold (SAM Section 4902.12), and one or more of the following conditions are true:
 - The total information technology project costs deviate or are anticipated to deviate by 10 percent (higher or lower) from the estimated information technology project budget (to be measured against the combined total of each fiscal year's One-time Costs vs. Continuing Costs on the Summary Fact Sheet, SAM Section 4930 Illustration 1).
 - The project schedule falls behind or is anticipated to fall behind by 10 percent or more (to be measured using the key management milestones critical to project success reported on the Summary Fact Sheet, SAM 4930, Illustration 1).
 - The total program benefits deviate or are anticipated to deviate by 10 percent (higher or lower) from the estimated total program benefits (to be measured against the combined total of each fiscal year's Cost Savings and Cost Avoidances on the Summary Fact Sheet, SAM Section 4930, Illustration 1).
 - A major change occurs in project requirements or methodology.
- If an SPR for a delegated project must be submitted to OIT, attach to the SPR a copy of the approved FSR and the project approval letter signed by the Director or designee.
- Internal special project reports—Delegated or nonreportable projects which exceed projected project development costs but do not (according to control agency requirements) require an SPR.

An internal SPR shall be required when the cost thresholds below are exceeded:

- By less than \$100,000—The project exceeds cost projections by 25 percent or more.
- Between \$100,000 and \$200,000—The project exceeds costs projections by 15 percent or more.
- Over \$200,000—The project exceeds cost projections by 10 percent or more.

The SPR shall provide sufficient information for Department management, executive branch control agencies, and the Legislature to assess the merits of the

proposed project change and determine the nature and extent of future project oversight requirements. If an SPR lacks sufficient information for these purposes, OIT may request that the Department provide additional information.

SPRs shall be commensurate with the level of deviation from the approved FSR. Therefore, the Department shall determine whether to prepare a revised FSR, provide the information required by the minimum content for an SPR (defined below), or do something in between these two extremes.

The minimum content for an SPR consists of a description of the project status, an explanation of the reason for the project deviation, a revised project management schedule, and economic summary information. CDC shall prepare an SPR with at least the minimum content described below:

- **Project Status** - An explanation of the problems encountered or opportunities identified that have led to the preparation of the SPR. This section of the SPR shall include as appropriate:
 - **Changes in Project Requirements or Methodology** - An explanation of the proposed change from the anticipated course of action, including the reasons for the change and why this proposed alternative methodology is now the preferred course of action.
 - **Cost Benefit or Schedule Deviations** - An explanation of the deviation from the originally anticipated costs, benefits or schedule. This section shall include the reasons for the deviation and the proposed course of action to bring the project back within planned costs, benefits, or schedule.
- **Summary Fact Sheet** - This section shall include a revised Summary Fact Sheet (SAM Sections 4930 through 4930.1) indicating accomplishments to date by using actual dates in the Target Date fields of the Project Schedule, then continuing the schedule by focusing on the yet to be accomplished milestones critical to project success. The cost analysis portion shall contain all actual costs to date plus revised projected costs through the end of the project.

For example, this may be the second fiscal year that the project has been under development: indicate the actual project costs for last year and place them in the first column of Personnel Years (PYs) and Costs, then combine the actual costs for the current fiscal year-to-date with the anticipated costs for the remainder of this fiscal year, and place them in the second column of PYs and Costs. Indicate the anticipated costs for each succeeding budget year through the end of the project.

If the feasibility of the project was documented through the preparation of a FSR, the following additional content shall be provided:

- **Project Management Schedule** - A revised Project Management Schedule (SAM Section 4928.4) indicating accomplishments to date and focusing on the duration of critical tasks, major management decision-points, and progress reporting milestones shall be included in the SPR.
- **Economic Analysis Worksheet** - A revised Economic Analysis Worksheet (SAM Sections 4929 through 4929.2) shall be provided. The worksheet shall contain all actual costs to date plus revised projected costs through the end of the project.

For example, this may be the second fiscal year that the project has been under development: Indicate the actual project costs for last year and place them in the first column of PYs and Costs, then combine the actual costs for the current fiscal year-to-date with the anticipated costs for the remainder of this fiscal year, and place them in the second column of PYs and Costs. Indicate the anticipated costs for each succeeding budget year through the end of the project.

44020.8 Project Reporting Requirements-- Formal Project Review

A Formal Project Review (FPR) may be initiated by Department management or required by OIT for any information technology project. The FPR typically provides a formal management or control agency checkpoint after completion of the project's general design phase, but before substantial resources have been committed. It may also provide a formal management assessment of a project at any point during the development cycle. FPRs may be scheduled during the procurement process if doing so does not violate procurement requirements.)

OIT may notify the Department that an FPR is required in its response to the Department's IMAP, in an FSR approval document, or in any correspondence subsequent to project approval.

SAM Section 4946.1 provides guidance in the form of recommended content for the preparation and presentation of an FPR. Depending upon the complexity, sensitivity, and size of the project, an FPR presentation shall usually require between two and four hours. When the Department receives services from a data center or from another agency, responsible staff should request that representatives of the data center or the servicing agency attend.

Content and Organization

The FPR provides an opportunity for a final critique of the merits of the proposed information technology project prior to commitment of substantial resources. It shall be used also as a checkpoint during project development to maintain management involvement and awareness with respect to crucial decision points. The FPR allows assessment of: (1) systems design, (2) current estimates of costs and benefits, (3) management controls, and (4) probability of project success.

Composition of Formal Project Reviews (FPR)

An FPR topic outline is provided in SAM Section 4946.1, Illustration 1. Typically, the FPR is organized into four major sections:

- Background.
- Technical Strategy.
- Project Management Controls.
- Summary.

The suggested content of each of these sections is specified in SAM Sections 4946.11 through 4946.14.

It is important to adapt the presentation to suit the audience. Executive management, for example, may not be interested in the technical details of a project, but may be anxious to know the time frames for system operation and the capture of proposed tangible and intangible benefits.

Background Section

The Background Section of the FPR shall provide the facts necessary to understand the problem or opportunity being addressed by the project, and the defined project objectives within their program context.

Typically, this portion of the presentation shall include:

- A summary of the information contained in the requirements section of the FSR, with a note of any significant changes since preparation of the FSR.
- A brief overview of the project technical strategy as defined in the FSR's functional requirements (technical topics are normally covered in detail during the technical strategy section of the FPR).
- A brief description of project organization as it relates to the overall organization of the Department, and any specific user organization within the Department.
- An overview of the information contained in the Management Plan Section of the FSR.
- A management summary that concentrates on costs, benefits, savings, PY reductions, or other quantifiable or non-quantifiable management benefits that were described in the FSR.
- A synopsis of anticipated decisions that shall be necessary at the conclusion of the presentation.

Ideally, the FPR is based upon information that is more current than is contained in the FSR; therefore, the estimates should be an update to the economic analysis portions of the FSR.

The presentation on technical strategy shall include typically:

- Major system processes, including file or data section base relationships, interfaces with existing systems, and impact on other systems currently in operation, planned, or under development. This overview of systems capabilities should inform the audience regarding methods for processing information, input mechanisms, output mechanisms, error detection techniques, and data distribution or access.
- Specific hardware and software requirements for development and operation of the system; the level of presentation detail should be based on the audience's technical background and need to make informed decisions.
- Lease versus purchase decisions for equipment and software, and the procurement mechanism and schedule.
- Requirements for security and asset protection: level of security, security methods, and contingency plans.

Project Management

This section provides an overview of the project management plan based upon the Management Plan section of the FSR with updates to reflect changes since the

preparation of the FSR. Additionally, a review of the project phases is typically presented including design, development, testing, implementation, conversion, and acceptance. Coordination of responsibility for these phases is also presented.

Other topics included in the project management section of the presentation are:

- Training requirements, plans, and costs for technical and user staff.
- Special management requirements for system conversion.
- User or technical responsibilities for data conversion.
- The time frame for accomplishment of conversion.

Summary

The concluding section of the FPR normally summarizes the current status of the project, describes the next steps in the project, highlights potential problems for the project, and closes with any required decisions that may be necessary.

44020.9 Revisions

Revised January 4, 2010

The Assistant Secretary, EIS, or designee shall be responsible for ensuring that the contents of this Article are kept current and accurate.

44020.10 References

SAM §§ 4819.3 - 4819.39, 4902.12, 4928.4, 4929 to 4929.2, 4930 to 4930.1, 4940, 4943, 4944 to 4944.1, 4945 to 4945.1, 4946.1, and 4946.11 - 4946.14.

ARTICLE 12 — PROJECT EVALUATION

Revised October 17, 1994

44030.1 Policy

It is the policy of the Department to evaluate its EDP projects as required by the SAM 4940, and as otherwise required by State oversight agencies. Additional requirements may be specified by the Office of Information Technology (OIT) in response to the Department's Information Management Annual Plan (IMAP) or in response to other needs reported by the Department.

44030.2 Purpose

The purpose of this policy is to ensure the implementation of all project evaluation requirements specified by laws and regulations, and State and departmental policies.

44030.3 Post-implementation Evaluation Report (PIER)

General Information

A post-implementation assessment shall be carried out by the Department following the completion of each information technology project. No project is considered complete until the report of that assessment, the Post-implementation Evaluation Report (PIER), has been approved by OIT or the Department Director, as specified in OIT's response to the Department's IMAP and in accordance with SAM 4819.36 and 4941. Approval of a PIER by OIT or The Director, as required, terminates project reporting requirements.

The post-implementation assessment shall be conducted after the new information technology capability has been operational for a sufficient period of time to allow its benefits and costs to be accurately assessed. Initial operational problems shall have been resolved and sufficient experience and data shall have been accumulated to determine whether the project met the proposed objectives, was completed within the anticipated time and budgetary constraints, and achieved the proposed benefits. The optimum time after implementation to conduct the assessment depends upon the nature of the project. Six months after implementation is typical. The assessment shall be completed within two years of implementation of the information technology capability.

The required content for a PIER is defined in SAM Section 4947.2. The format and content of the PIER Transmittal Letter for each non-delegated project shall conform to the standard format shown in SAM 4947, Illustration 1. The format and content of the Transmittal Letter for each delegated project requiring submission of the PIER to OIT shall conform to the standard format shown in SAM 4947, Illustration 2.

44030.4 PIER Reporting Requirements

Two copies of the PIER shall be submitted to OIT and one copy to the Office of the Legislative Analyst if the project was subject to approval

and oversight by OIT. If OIT has delegated project approval authority to CDC, but in conjunction with that delegation has required that CDC submit a copy of the PIER following completion of the project, CDC's submission of the PIER shall include a copy of the approved FSR with its signed Project Approval Letter.

PIERs for projects subject to approval and oversight by the Department Director (delegated or non-reportable) or projects for which project reporting has been delegated to the Department Director after OIT approval of the FSR shall be approved by the Director or designee (see SAM 4971.1).

44030.5 PIER Content and Format

The level of detail included in the PIER shall be commensurate with the scope and complexity of the project and its anticipated benefits. The narrative portion of the PIER for a minor project can be as brief as one or two pages. However, it shall provide sufficient information for Department management, executive branch control agencies, and the Legislature to assess the success of the project (see SAM Section 4947.2).

PIER Composition

The PIER is comprised of five sections:

- Background and Summary of Results Section. A brief summary is provided of the project history, objectives, and results. Topics to be discussed normally include: how the project was initiated, how it progressed, problems that were overcome, user and management acceptance of the operational application, how Department management views the management of the project, and how the application fits into the Department's overall management and operations strategy.
- Attainment of Objectives Section. Specific objectives are established during the feasibility study for each project and are documented in the FSR. These objectives, which are normally defined in terms of measurable impact on Department programs and resources, provide the baseline for measurement of the project's success. Accordingly, the narrative portion of this section of the PIER shall describe the project outcome with respect to each objective included in the FSR. This section shall also include a clear statement regarding the capture of benefits and whether they were achieved as anticipated.

Two attachments shall be included with this section of the PIER:

- Attachment 1--PIER Economic Summary Report. Project costs and benefits shall be summarized using the PIER Economic Summary (SAM 4947.2 Illustration 1). This spreadsheet allows comparison of the anticipated costs of the selected alternative, as documented in the FSR Economic Analysis Summary (SAM 4929.3), with actual project costs from the project start date through the period of project operation chosen as the basis for the PIER. For detailed information on the completion of entries in the PIER Economic Summary, see the instructions for the FSREconomic Analysis Worksheet (SAM 4929.1 through 4929.2) and the Economic Analysis Summary (SAM 4929.3).
- Significant deviations from the anticipated costs shall be explained in the narrative portion of this section.
- Attachment 2--Project Management Schedule Report. A revised Project Management Schedule (see SAM 4928.4) showing targeted and actual completion dates for major accomplishments during the project shall be provided, with significant deviations from the original schedule explained in the narrative.
- Projected Operations/Maintenance Costs Section. The Summary of Projected Operations/Maintenance Costs documents anticipated costs of systems operation and maintenance by fiscal year over the expected operational life of the application or system. These costs shall begin where the costs contained in the PIER Economic Summary ended. For detailed information on completion of the specific line items in the Summary of Projected Operations/Maintenance Costs, see the instructions for continuing costs found on lines 9-16 of the FSR Economic Analysis Worksheet contained in SAM 4929.1 through 4929.2.
- Special Observations Section. This section is optional. If completed, it should contain a narrative of any notable occurrences or factors that contributed to the project's success, or problems or other information that could be helpful during future project efforts.
- Corrective Actions Section. This section shall be included when the project is deemed to be a limited success or a failure, or when there are significant differences between project expectations (as expressed in the FSR) and project results.
 - If the project was a limited success or involved significant differences between expectations and results, alternatives for improving the outcome shall be summarized. If the project was a failure, available

alternatives for addressing the problem or opportunity shall be summarized.

44030.6 Revisions

Revised January 4, 2010

The Assistant Secretary, EIS, or designee shall be responsible for ensuring that the contents of this Article are kept current and accurate.

44030.7 References

SAM §§ 4819.36, 4928.4, 4929.1 - 4929.3, 4941, 4941, 4941.1, and 4947 - 4947.1.

ARTICLE 13 — POLICY AND GENERAL INFORMATION

Revised October 19, 1994

45010.1 Policy

The Department shall require competitive acquisition of EDP goods and services in accordance with applicable provisions of the SAM, the PCC, the GC, and the LC.

45010.2 Purpose

This section describes the departmental requirements for procurement and contract of EDP goods and services.

45010.3 EDP

EDP is referred to as information technology, encompassing all computerized and auxiliary automated information handling including systems analysis and design, conversion of data, computer programming, information storage and retrieval, voice/video aspects, requisite system controls, data communications, simulation, and all related interactions between people and machines.

45010.4 Responsibility

Contract Services Section

The Department's Contract Services Section (CSS) shall supervise EDP contracts entered into by CDC in a manner that:

- Conserves the financial interests of the Department and the State.
- Prevents, so far as possible, any thriftless acts by employees of CDC.
- Avoids unnecessary expenditures.

BSS

The BSS is responsible for the preparation of purchase documents for all EDP equipment and data-related items for use in CDC headquarters or by the P&CSD. As directed by the Department, the BSS is responsible also for the procurement of EDP equipment by specific facilities.

- BSS shall ensure that all requests submitted for purchase are complete and the necessary documentation is included, such as certifications or FSRs.
- BSS is the departmental contact with the DGS, Office of Procurement, for all EDP procurements processed for CDC headquarters and P&CSD, as well as for specified facility procurements.

P&CD

The P&CD is responsible for procurement of EDP equipment for new prison construction projects.

DGS

The DGS is the State agency that exercises supervision over EDP contracts entered into by all other State agencies.

The DOF and DGS have general powers of supervision over matters concerning the financial and business policies of the State, and they are empowered to institute investigations and procedures deemed proper in the best interests of the State.

While most types of contracts are reviewed and approved by the Legal Services Division of DGS, EDP contracts are reviewed and approved by the DGS, EDP Acquisitions Unit. This unit reviews contracts to ensure that the best interests of the State are preserved, that State agencies comply with applicable laws, rules, and regulations, and that expenditures are made as wisely and economically as possible given the needs of agencies.

45010.5 Procurement/Contracting Project Authorization

Before a contract or purchase order for a new EDP project can be let for the purchase of goods and services, the program concept and any needed equipment and services shall be evaluated by the Department's

MIS Committee. Also, the program concept and any equipment/services shall be contained in the Department's Information Management Annual Plan (IMAP) filed with DOF (see DOM 43010, Information Management Planning, for additional information). If accepted for incorporation in the IMAP, a feasibility study is conducted to thoroughly evaluate the concept and analyze the cost/benefits. The completed FSR shall be approved at all appropriate levels of Department management, and by the Director.

The FSR shall then be forwarded to the DOF, Office of Information Technology (OIT) for review and approval, unless the project is delegated to the Department (refer to DOM 43020, FSR Policy, for additional information). If approved, a budget concept paper may be prepared or a BCP initiated for review and approval by top management of the Department and DOF. Approval of the Legislature and the Governor also may be required through the budget enactment process. If the project is authorized, the drafting of contracts shall be initiated.

45010.6 Certification Affidavit for an EDP Purchase Order/Contract

Certain EDP purchase orders and contracts must be accompanied by a "Certification of Compliance with Policies Pursuant to SAM 4819.39 and 4832," as specified in SAM 4819.39 and 4832. Procurements not requiring such certification are:

- Procurements for less than \$10,000;
- Procurements limited to only maintenance services;
- Procurements in support of previously approved efforts (see SAM 4819.38);
- Procurements of services to conduct a feasibility study provided the services are limited to supporting or conducting the feasibility study and/or preparing the FSR; or
- Procurements of/excluded activities as described in SAM 4819.32.

The certification attests that the program or function for which the purchase documents are being processed has been approved by the DOF. SAM 4832 provides a sample of the certification affidavit.

In order to comply with the certification requirement, all EDP contracts and purchase orders not included by the above criteria shall be forwarded to headquarters. Additionally, every amendment to such EDP contracts or interagency agreements shall include a certification affidavit.

Certifications for microcomputers, peripheral equipment and software shall be prepared by MIS-SU. Certification for all other EDP equipment shall be prepared by the ISD. The certification shall contain a statement signed by the Director, or designee affirming that the equipment is in compliance with SAM-requirements concerning information technology. In CDC, the Director has delegated approval authority to the Deputy Director, ASD, and the Assistant Director, OOC. Adherence to this certification requirement adds approximately two weeks to the routing process within CDC headquarters.

45010.7 Revisions

Revised January 4, 2010

The Assistant Secretary, EIS, or designee shall be responsible for ensuring that the contents of this Article are kept current and accurate.

45010.8 References

SAM §§ 4800, 4819.39, and 4832.

DOM §§ 43010 and 43020.

ARTICLE 14 — METHODS OF PROCUREMENT

Revised October 19, 1994

45020.1 Policy

The Department shall utilize acceptable methods of procurement when purchasing or contracting for EDP goods and services.

45020.2 Purpose

This section describes the acceptable methods of procurement and provides a reference for more detailed information and procedures.

45020.3 Process for the Procurement of EDP Goods/Services

The process for procurement of EDP goods and services is more complicated than for procurement of non-EDP goods and services. There is no single competitive procedure best suited universally for all categories of acquisition. Each procurement consists of differing elements that, overall, lend themselves more appropriately to one technique than to another. It is the statutory responsibility of the DGS to select the method of procurement to be used for each situation.

45020.4 Competitive Methods of Procurement

Basically, there are three methods of competitive procurement:

- Invitation for Bids (IFB).
- Request for Proposals (RFP).

- Request for Quotations (RFQ).

45020.4.1 Invitation for Bids

The IFB is highly structured and details the requirements in technical terms. Bids shall address specifically the requirements and technical specifications in order to be deemed a responsive bid.

45020.4.2 Request for Proposals

A RFP states the requirements in more general terms than the IFB. This method allows vendors to submit their own individualized proposals free of any precise State-imposed mix of hardware, software, etc.

45020.4.3 Request for Quotations

RFQs are used when EDP procurements are so straightforward and clearly defined that they do not warrant the time investment required to prepare and execute an IFB or RFP.

45020.5 Specific Procedures for Competitive Bid Process

Detailed information on the competitive bid process, including sample bid formats, is contained in SAM 5211 through 5222. Additionally, the competitive bid process followed by CDC is outlined in DOM 22040.23.

45020.6 Revisions

Revised January 4, 2010

The Assistant Secretary, EIS, or designee shall be responsible for ensuring that the contents of this Article are kept current and accurate.

45020.7 References

SAM §§ 5211 - 5222.
DOM § 22040.23.

ARTICLE 15 — LEASE OF EDP EQUIPMENT

Revised October 19, 1994

45030.1 Policy

The Department shall process EDP equipment lease agreements in accordance with the requirements of SAM.

45030.2 Purpose

This section describes the equipment leasing requirements provided by applicable SAM sections.

45030.3 EDP Equipment Leasing-Agreements

Provisions governing the lease of EDP equipment are contained in SAM 5252 and in DOM 22040.26.8. SAM 5252 also contains a model EDP equipment lease contract to be used by all State agencies in developing a final contract for the lease of EDP equipment. SAM provisions allow CDC to tailor the model to conform with specific situations (see the illustration in SAM 5252 for additional information on the lease agreement).

Riders

The general terms and conditions normally contained in an EDP-equipment lease contract are set forth in the main body of the contract. Conditions and issues that are unique to the specific contract are set forth as "riders" to the contract.

45030.4 Leasing Initial EDP Computer Terminal Equipment

The initial complement of computer terminal equipment shall be leased or purchased. There are specific acquisition requirements for terminal equipment. Also, each system may have a unique procurement or leasing process. See DOM 47000, Departmental Systems, for specific information.

45030.5 Revisions

Revised January 4, 2010

The Assistant Secretary, EIS, or designee shall be responsible for ensuring that the contents of this Article are kept current and accurate.

45030.6 References

SAM § 5252.
DOM § 47000
DOM § 22040.26.8.

ARTICLE 16 — PURCHASE OF EDP EQUIPMENT*

Revised October 19, 1994

Not Cleared For Statewide Use

45040.1 Policy

The Department shall follow acceptable procurement practices and methods as defined in SAM and DOM.

45040.2 Purpose

This section describes the responsibility for initiating an EDP procurement and the methods used to purchase EDP equipment and software.

45040.3 Responsibility

The responsibility for initiating an EDP procurement is defined as follows:

Headquarters and the P&CSD

If the procurement request meets the criteria established by the Workgroup Computing Policy, the requesting unit shall be responsible for preparing the appropriate purchase documents including, but not limited to, a CDC Form 954, Intraoffice Requisition, and a Workgroup Computing Justification Form. The forms and any supporting documentation shall be submitted through the appropriate chain of command, as indicated on the forms, for approval prior to submission to MIS-SU, which in turn shall review the documents for completeness and consistency with the Department's information system standards. MIS-SU shall then route the forms to BSS at headquarters for procurement. See DOM 48010.2 for a definition of the Workgroup Computing Policy.

If the procurement request is not covered by the Workgroup Computing Policy, the requesting unit shall complete an FSR. The Project Initiation Unit located in ISD will provide assistance in completing FSRs.

Facilities

The requesting unit shall submit the request to the facility procurement office for approval and preparation of the required purchase documents. The facility shall forward the request to ISD for review and divisional approval. ISD shall then forward the request to the MIS-SU for further review and processing.

New Prison Construction/Capital Outlay

P&CD is responsible for submitting the documents to the MIS-SU for review, approval, and certification. P&CD shall prepare the appropriate purchase documents to acquire the EDP equipment.

45040.4 EDP Equipment Purchasing- Document Preparation

All purchase documents for procurement of EDP equipment for headquarters, P&CSD, and facility purchases that are funded at headquarters, shall be processed through BSS at headquarters.

Purchase documents for procurement of EDP equipment by capital outlay or by bond funds for new prison construction shall be processed through PCD.

45040.5 Methods For Purchasing EDP Equipment For Use Within The Department

EDP equipment can be purchased using a number of different methods. The methods are:

- Master Purchase Contract-Generally established by the DGS , Office of Procurement (refer to instructions on the contract for preparation and submission of required documents).
- State Price Schedule-Established by the DGS Office of Procurement (refer to instructions on the State Price Schedule for preparation and submission required documents).
- Delegated Purchasing Authority-Purchases may be made in accordance with the terms and conditions specified in the purchasing authority delegated by the DGS Office of Procurement.
- Purchase Estimates-These are for equipment that cannot be made through master purchase contracts, State price schedules, or delegated purchasing authority.

45040.6 Purchasing EDP Computer Terminal Equipment Within CDC

Computer terminal equipment shall be leased or purchased. There are specific acquisition requirements for terminal equipment. Each system may require a unique procurement or leasing process. See DOM 47000, Departmental Systems, for specific information.

45040.7 Revisions

Revised January 4, 2010

The Assistant Secretary, EIS, or designee shall be responsible for ensuring that the contents of this Article are kept current and accurate.

45040.8 References

SAM §§ 3500 et seq., and 5000 et seq.
DOM § 47000.
DOM § 22030.

ARTICLE 17 — GENERAL CONTRACT REQUIREMENTS*Revised October 19, 1994***45050.1 Policy**

The Department shall process EDP contracts in accordance with applicable requirements of SAM.

45050.2 Purpose

This section describes the General Contract Requirements provided in SAM.

45050.3 General Contract Requirements- Procedures

In general, contracts for EDP goods and services shall follow the same process and procedures used for all other contracts as outlined in SAM 1200 through 1269 and 5200 through 5293, and as contained in DOM 22040.

45050.4 General Contract Advertising Requirements in State Contracts Register

EDP contracts with a dollar value of \$1,000 or more, with the exception of contracts for proprietary software, shall be advertised in the California State Contracts Register. The responsible program unit shall prepare a Standard Form 815, Request to Advertise in California State Register, or a Standard Form 821, Request for Exemption from Contract Advertising. The Standard Form 821 is used when time does not permit advertising due to a bona fide emergency, or when the Department's best interest would be better served by a sole source vendor. The applicable form shall be forwarded to the DGS, EDP Acquisitions Unit, for processing and for approval of any exemption request.

45050.5 General Contracts Approval Authority

The DGS has delegated authority to all State departments to approve contracts of \$12,500 or less. All EDP contracts exceeding \$12,500 shall be forwarded for review and approval to the DGS, EDP Acquisitions Unit. A certification affidavit shall accompany every contract.

45050.6 Revisions*Revised January 4, 2010*

The Assistant Secretary, EIS, or designee shall be responsible for ensuring that the contents of this Article are kept current and accurate.

45050.7 References

SAM §§ 1200 - 1269, and 5200 - 5293.

DOM § 22040.

ARTICLE 18 — EDP MAINTENANCE CONTRACTS*Revised October 19, 1994***45060.1 Policy**

The Department shall process EDP maintenance contracts in accordance with requirements of SAM and shall utilize the SAM model contract when developing EDP maintenance contracts.

45060.2 Purpose

The purpose of this section is to ensure that EDP maintenance contracts adhere to applicable SAM provisions.

45060.3 Maintenance Contracts for EDP and Telecommunications Equipment

SAM 5220 contains requirements pertaining to contracts for the maintenance of EDP and telecommunication equipment installed under State contracts. SAM 5255.11 and 5255.12 contain a model maintenance contract for use by all State agencies in developing a final maintenance contract for EDP equipment or software. The model contract shall be tailored by CDC to conform with each specific situation.

The CDC Contract Services Section (CSS) maintains an updated version of the SAM model contract. Contact CSS for the latest version available.

45060.4 Revisions*Revised January 4, 2010*

The Assistant Secretary, EIS, or designee shall be responsible for ensuring that the contents of this Article are kept current and accurate.

45060.5 References

SAM §§ 5220, 5255.11, and 5255.12.

DOM § 22040.

ARTICLE 19 — EDP PERSONAL SERVICES CONTRACTS*Revised October 19, 1994***45070.1 Policy**

The Department shall enter into EDP personal services contracts in accordance with applicable provisions of SAM.

45070.2 Purpose

This section outlines the specific requirements necessary in contracting for EDP personal services.

45070.3 Contracts for EDP Personal Services

Contracts for EDP personal services shall be processed in accordance with SAM 1200 et seq., 5271, and 5272, and DOM 22040. In general, EDP personal services contracts are used for activities such as software package programming, and the development or design of program enhancements.

45070.4 Procedures for Obtaining Personal Services Contracts for EDP Equipment

When EDP personal services are needed CDC shall prepare a DGS, Office of Procurement (GSOP), GSOP Form 206, Master Service Agreement Order (MSAO). The request for personal services shall then be submitted to the DGS Data Processing Services Section (DPSS). This section maintains a pool of programmers to assist various State agencies. If there are no available staff within DPSS, the MSAO shall be forwarded directly to the EDP Acquisitions Unit within DGS. The EDP Acquisitions Unit will use their statewide master agreement to identify a contractor for the specified personal services. The approved MSAO shall then be returned to CDC. CDC shall contact the contractor to interview and select individuals employed by the contractor for the provision of needed services.

45070.5 Revisions*Revised January 4, 2010*

The Assistant Secretary, EIS, or designee shall be responsible for ensuring that the contents of this Article are kept current and accurate.

45070.6 References

SAM §§ 1200 et seq., 5271, and 5272.

DOM § 22040.

ARTICLE 20 — CONSULTING SERVICES CONTRACT*Revised October 19, 1994***45080.1 Policy**

The Department shall enter into EDP Consulting Services contracts in accordance with applicable provisions of SAM.

45080.2 Purpose

This section outlines specific requirements to be followed in processing EDP consulting services contracts.

45080.3 Procedures for Obtaining Consulting Services Contracts

Contracts for EDP consulting services shall be processed in accordance with SAM 1200, 5222, and DOM 22040.26.10. These contracts are not to be confused with contracts for the provision of personal services. Specifically, consulting services contracts shall be advisory in nature, provide a recommended course of action, and have a tangible end product.

A certification affidavit is required for initial EDP consulting services contracts as well as for any amendments to such contracts. All contracts regardless of the dollar amounts involved shall be processed through CDC's Contracts Services Section.

45080.4 Revisions*Revised January 4, 2010*

The Assistant Secretary, EIS, or designee shall be responsible for ensuring that the contents of this Article are kept current and accurate.

45080.5 References

SAM §§ 1200 et seq., and 5222.6.

DOM § 22040.

ARTICLE 21 — INTER-AGENCY AGREEMENTS*Revised October 19, 1994***45090.1 Policy**

The Department shall process interagency agreements for EDP services in accordance with applicable requirements of SAM.

45090.2 Purpose

This section provides information necessary for processing EDP interagency agreements.

45090.3 Procedures for Obtaining an Interagency Agreement

Interagency agreements for EDP services shall be let in accordance with SAM 1200 et seq., 5240, 8752, 8752.1, and 8758.1, and DOM 22040.29. Each agreement shall contain a clear understanding of the services or products to be provided, the responsibilities of each party, the basis for payments, and the period of performance.

A certification affidavit is required for all initial interagency agreements and for any amendments to existing agreements. Interagency agreements shall be processed through the Department's Contract Services Section.

Interagency agreements shall be developed on an STD Form 13. All interagency agreements in excess of \$35,000 shall be submitted for approval to the DGS, EDP Acquisitions Unit.

45090.4 Revisions*Revised January 4, 2010*

The Assistant Secretary, EIS, or designee shall be responsible for ensuring that the contents of this Article are kept current and accurate.

45090.5 References

SAM §§ 1200 et seq., 5240, 8752, 8752.1., and 8758.1.
DOM § 22040.29.

ARTICLE 22 — POLICY AND GENERAL INFORMATION**Revised October 20, 1994***Not Cleared For Statewide Use****46010.1 Policy**

The Department recognizes that EDP equipment represents an indispensable tool for the rapid and efficient handling of data records, communications, and transactions. Also, EDP equipment offers an important potential for increasing the productivity, efficiency, and responsiveness of CDC operations. Maximum efficiency in the use of EDP equipment shall be promoted, and the most cost-effective methods shall be utilized for procurement of EDP equipment.

The relative merits of all methods to acquire and maintain EDP equipment shall be evaluated continuously in order to assure maximum economic advantages for the Department. When selecting EDP equipment, CDC shall consider the requirements for interfacing to present systems. Conversion costs shall also be considered, as well as costs associated with the exchange of information among machines or systems. Unless unusual circumstances warrant otherwise, standard, commercially available, general purpose EDP equipment shall be acquired in preference to specially designed or special purpose equipment.

State-owned EDP equipment shall be used when appropriate, but for only as long as the benefits of such equipment use exceeds related costs. Such equipment shall be used to replace rented or short-term leased equipment installed anywhere within CDC

Duplicate or excess EDP equipment shall not be acquired as insurance against machine failure or as standby equipment, except when legally required or for necessary, full-time, or absolute service functions.

The disposition of EDP equipment determined to be excessive relative to the Department's requirements shall be decided in accordance with the most economical and practical, overall outcome for the Department.

46010.2 Purpose

The purpose of this policy is to establish standards for the use and management of EDP equipment which protect CDC's investment in ITS, promote the identification of cost-effective opportunities for using EDP equipment to support the accomplishment of CDC's mission and

program objectives, ensures that the integrity and security of automated files, ITS and program operations are not jeopardized, and create a support structure that provides reliable technical assistance to users of EDP equipment.

46010.3 Definitions**EDP Equipment**

SAM 4819.2 defines EDP equipment as:

- Central processing units and all related features and peripheral units, including processor storage, console devices, channel devices, etc.
- Minicomputers, microcomputers, personal computers, and all peripheral units associated with such computers.
- Special purpose systems including word processing, magnetic ink character recognition, optical character recognition, photocomposition, typesetting, and electronic bookkeeping.
- Communications devices used for data transmission such as modems, data sets, multiplexors, concentrators, switches, local area networks, private branch exchanges, network control equipment, and microwave or satellite communications systems.
- Input-output (peripheral) units (off-line or on-line) including: terminals, card readers, optical character readers, magnetic tape units, mass storage devices, card punches, printers, computer output to microfilm converters, video display units, data entry devices, FAXs, teleprinters, plotters, or any device used as a terminal to a computer, and control units for such devices.

Component

A component is defined in SAM 5013 as any individually identified piece of hardware, such as the mainframe, tape drive, disk drive, power supply unit, controller, punch, reader, printer, modem, CRT, keyboard, remote device, and the like.

EDP Supplies

SAM 4819.2 defines EDP supplies as all consumable items and necessities (excluding items defined as EDP equipment) to support information technology activities and EDP personnel including:

- Documents such as standards and procedures manuals, vendor-supplied systems documentation, and educational or training manuals.
- Equipment supplies such as printer forms, punched-card stock, disk packs, "floppy" disks, magnetic tape for EDP devices, and printer ribbons or cartridges.
- Furniture such as terminal tables and printer stands.

46010.4 Integrity of EDP Information

In order to maintain the integrity of EDP information and ensure the security of equipment, the following policies shall be adhered to:

- All EDP hardware and software shall be for official use only.
- Reasonable measures shall be taken to locate equipment in a secure area, to provide protection from vandalism or sabotage, and to preclude access by other-than-authorized personnel.
- All microcomputers located in facilities and parole offices shall be equipped with a keylock mechanism that controls the power source to the processor and disk drives. If a keylock mechanism is not included with the microcomputer, then a keyboard or power lock shall be purchased separately and used. When not in use, the key shall be removed from the lock.
- All microcomputers located in facilities and parole offices shall be associated with locking storage cabinets for software, manuals, and small peripheral equipment. Such equipment shall be secured in the cabinet(s) when not in use.
- A complete set of standard documentation shall be maintained by the individual or unit using the EDP equipment, and shall remain in an area immediately adjacent to the EDP equipment. Such documentation shall include:
 - All manuals supplying documentation relating to the installation, maintenance, or care of the equipment.
 - All manuals supplying documentation relating to the installation and use of proprietary software, except that such manuals may be located in a central library, if appropriate.
- There shall be no inmate access to EDP equipment connected in a Local Area Network (LAN) or having any type of direct, outside communication capability, unless approval is obtained from the MIS Committee and CDC Information Security Officer.

46010.5 EDP Equipment User Responsibilities

All facilities, parole regions, and units within headquarters that access the CLETS, the DDPS, or the OBIS shall assign an Associate Information Systems Analyst

(AISA) or designee to act as liaison between the user locations and ISD of the EC&ISD located in headquarters.

It is the responsibility of each user facility to provide the EDP Operations Manager, ISD, with the name(s) and phone number(s) of its AISA and any designee. In addition, facilities with 24-hour shifts shall submit the names and phone numbers of alternate (i.e., off-shift) coordinators to the EDP Operations Manager.

All facilities, parole regions, and headquarters' branches using personal computers shall adhere to the Department's Workgroup Computing Policy.

46010.6 Revisions

Revised January 4, 2010

The Assistant Secretary, EIS, or designee shall be responsible for ensuring that the contents of this Article are kept current and accurate.

46010.7 References

SAM §§ 4819.2 and 5013.

ARTICLE 23 — EDP EQUIPMENT MAINTENANCE

Revised October 20, 1994

46020.1 Policy

It is the policy of the Department that EDP equipment shall be maintained in accordance with State requirements and in ways that maximize the operating efficiency of the equipment while minimizing equipment failure and down time. Furthermore, EDP equipment maintenance shall be performed by State personnel, or performed by maintenance service organizations in the private sector whose services are acquired through competitive bidding or as a sole source. Specific criteria for EDP maintenance services shall be defined and applied in the development of procurement specifications. EDP equipment maintenance policies and guidelines shall be applied in determining appropriate maintenance coverage for EDP equipment installed throughout CDC.

46020.2 Purpose

The purpose of this section is to specify that EDP equipment maintenance shall be performed as required by GC 14816 and SAM 5220.

46020.3 Responsibility for Maintenance of EDP Equipment

CLETS

Maintenance coverage for CLETS equipment is the responsibility of the AISA or designee at the user location involved. Funding for maintenance coverage is the responsibility of the division, facility, or parole region procuring the equipment.

DDPS

ISD is responsible for obtaining maintenance coverage for all equipment associated with the DDPS.

OBIS

ISD serves as liaison among the Teale Data Center, headquarters, individual facilities, and parole locations for the provision of maintenance coverage for all equipment associated with the OBIS.

Paroles Automated System

ISD is responsible for obtaining maintenance coverage for all equipment associated with the Paroles Automated System.

Personal Computers

Maintenance coverage for personal computer equipment shall be obtained in accordance with the Department's Workgroup Computing Policy.

46020.4 Acquisition of Maintenance Services for EDP Equipment Within Department

Acquisition of EDP maintenance services is conducted through competitive bidding except when the Director of General Services determines that the conditions for sole source acquisition are met.

The following conditions are considered justification of sole source acquisition of EDP maintenance service:

Leased Equipment

- Equipment leased from a manufacturer who provides CDC no option but to obtain maintenance for the equipment from that manufacturer.

State-owned Equipment

- Maintenance service for all central processing units (CPUs) except for microcomputers.
- Maintenance of peripheral equipment that is interconnected by cables to CPUs. This does not apply to terminals that are connected to CPUs by communication lines.
- When there is only one qualified maintenance service company within a reasonable distance of the installed equipment.
- When the manufacturer is the only entity with a minimum of six months experience servicing the installed equipment because the equipment has not been on the market a sufficient period of time for others to obtain needed experience.
- When the equipment is under a warranty period.
- When justification does not exist to obtain a sole source a maintenance service contract, CDC shall conduct competitive bidding for the maintenance service as required by guidelines set forth in SAM 5220 through 5255.

CLETS

Maintenance coverage for this equipment is obtained by contracts with county agencies, equipment vendors, or service companies. The method of obtaining the maintenance contract varies depending on the type of equipment being used at the particular location, as well as the manner in which the CLETS service is provided. For assistance in determining the proper method for a specific location, contact the EDP Operations Manager, ISD, EC&ISD, at headquarters.

DDPS

DDPS coverage is provided by a statewide, competitively bid, master contract.

OBIS

OBIS coverage is provided by a master service agreement with the Teale Data Center.

Personal Computers

Personal computer maintenance coverage shall be obtained in accordance with the Department's Workgroup Computing Policy.

46020.5 Revisions

Revised January 4, 2010

The Assistant Secretary, EIS, or designee shall be responsible for ensuring that the contents of this Article are kept current and accurate.

46020.6 References

GC § 14816.

SAM §§ 5220 - 5255.

ARTICLE 24 — EDP EQUIPMENT INVENTORY

Revised October 20, 1994

46030.1 Policy

The Department shall maintain an accurate inventory of its EDP equipment, peripheral devices, and software. All purchased EDP equipment shall concur with the technical specifications contained in the SAM 5005. All EDP hardware shall be inventoried at the time of installation, identified with a CDC property tag, and if site requirements necessitate, permanently marked by engraving with the CDC property tag number, item serial number, and DGS billing code number.

46030.2 Purpose

The purpose of this policy is to ensure that CDC is in compliance with SAM 5005 and to provide departmental administrators with an accurate listing of their EDP equipment resources. There shall be a biannual reconciliation of the EDP inventory to update for changes in the system.

46030.3 Inventory Responsibility

CLETS

The local AISA or designee shall be responsible for maintaining an accurate CLETS equipment inventory for the corresponding division, facility or parole region. CLETS inventories shall be forwarded no later than April 1 and October 1 of each year to ISD, EDP operations manager, who shall be responsible for the coordination, compilation, and retention of the departmental CLETS inventory and useful life-cycle schedule.

DDPS

The ISD Operations Support Unit is responsible for maintaining an accurate departmental DDPS equipment inventory. The DDPS inventory shall be forwarded no later than April 1 and October 1 of each year to the EDP Operations Manager, who shall be responsible for the coordination, compilation, and retention of the departmental DDPS inventory and useful life-cycle schedule.

OBIS

The ISD Hardware Unit is responsible for maintaining an accurate departmental OBIS equipment inventory. The OBIS inventory shall be forwarded no later than April 1 and October 1 of each year to the EDP operations manager, who shall be responsible for the coordination, compilation, and retention of the departmental OBIS inventory and useful life-cycle schedule.

Personal Computers

Maintenance record keeping for personal computer equipment shall be performed in accordance with the Department's personal computer policy.

46030.4 Documentation for Inventory of EDP Equipment

The EDP inventory shall include the following data elements:

- PrimaryLocation:division/branch, facility, or parole region where equipment is located.
- SecondaryLocation:unit or office where equipment is located.
- BrandofEquipment:monitors, keyboards, printers, etc.
- ModelNumber:monitors, keyboards, printers, etc.
- SerialNumber:monitors, keyboards, printers, software, etc.
- Ownership:whether CDC or specified other owns.
- VersionNumber:software.
- DateofAcquisition:date equipment was received.
- DateofInstallation:date equipment/software was installed.
- DateofRelocation:date equipment/software was relocated.
- RelocationLocation:unit or office where equipment has been relocated.
- Signature:signature of local AISA or designee or AISA'ssupervisor.

46030.5 Revisions

Revised January 4, 2010

The Assistant Secretary, EIS, or designee shall be responsible for ensuring that the contents of this Article are kept current and accurate.

46030.6 References

SAM § 5005.

ARTICLE 25 — EDP EQUIPMENT MAINTENANCE RECORDS

Revised October 20, 1994

46040.1 Policy

The Department shall establish a uniform method for recording data pertaining to the repair and maintenance of EDP equipment as required by SAM 5010 through 5015 so as to prevent excessive maintenance costs or any degradation in user and vendor support.

46040.2 Purpose

The purpose of this section is to ensure consistency in reporting, in the capture of data at the time of an incident, and in review by appropriate levels of management of reports made. These are all essential to the effective management and control of EDP equipment maintenance.

46040.3 Responsibility for EDP Equipment Maintenance Records**CLETS**

Maintenance record keeping for CLETS equipment is the responsibility of the AISA or designee at each user location involved. Maintenance records shall be forwarded no later than April 1 and October 1 of each year to ISD Data Center for review and analysis of information, and shall be retained by the EDP Operations Manager for as long as the component is in service or there is a possibility of any contractual claim.

DDPS

Maintenance record keeping for DDPS equipment is the responsibility of the ISD Operations Support Unit. Maintenance records for DDPS equipment shall be reviewed and analyzed no later than April 1 and October 1 of each year, and shall be retained by the EDP Operations Manager for as long as the component is in service or there is a possibility of any contractual claim.

OBIS

Maintenance record keeping for OBIS equipment is the responsibility of the ISD Hardware Unit. Maintenance records for OBIS equipment shall be reviewed and analyzed no later than by April 1 and October 1 of each year, and shall be retained the EDP Operations Manager as long as the component is in service or there is a possibility of any contractual claim.

Personal Computers

Maintenance record keeping for personal computer equipment shall be done in accordance with the Department's personal computer policy.

46040.4 Documentation of Maintenance for EDP Equipment

The responsible unit/party shall maintain records of EDP equipment which contain essential data pertaining to repair and maintenance. Such essential data that are required to resolve disputes between the vendor and the Department concerning vendor performance include:

- Document control number: composed of a two-digit year and a two-digit month, followed by a sequence number starting with "one" at the beginning of each month.
- Name of originating facility.
- Name, unit, and phone number of the on-site contact person responsible for taking action to correct a deficiency.
- Date and time the need for maintenance was first noticed.
- Name and phone number of vendor that was notified.
- Date and time vendor was notified of problem.
- Date and time vendor personnel arrived to repair malfunction.
- Date and time component and system were returned to service.
- Identification of affected component/system by manufacturer identification or serial number, and by CDC property tag number.
- Type of service: regularly scheduled preventative maintenance or unscheduled maintenance required to remedy malfunctions or incidents.
- Justification for any delays in the completion of maintenance.
- Description of malfunction or incident.
- Signatures of vendor personnel and a departmental representative.

A maintenance form is to be initiated whenever a system or any component of a system is inoperative because of the need for equipment repair or maintenance, and is to remain open until the problem has been corrected and the component has been returned to service.

46040.5 Revisions

Revised January 4, 2010

The Assistant Secretary, EIS, or designee shall be responsible for ensuring that the contents of this Article are kept current and accurate.

46040.6 References

SAM §§ 5010 - 5015.

ARTICLE 26 — DISPOSAL OF EDP EQUIPMENT

Revised October 20, 1994

46050.1 Policy

DGS has approval responsibility for the disposal of all surplus, State-owned and leased EDP equipment including obsolete or inoperable EDP equipment. The Department shall competitively dispose of surplus departmental EDP equipment.

46050.2 Purpose

The purpose of this policy is to ensure that CDC is in compliance with SAM 5951, 8633, and 8640 through 8642 and to ensure that the salvage value of State-owned EDP equipment and purchase option credits for leased EDP equipment are received when doing so is in the best interests of the Department.

46050.3 Responsibility for Disposal of EDP Equipment**CLETS**

It is the responsibility of the local AISA or designee to inform ISD, EDP Operations Manager, of any CLETS equipment that requires disposal.

The local AISA or designee shall include the following information in recommendations for disposal of CLETS equipment at the respective facility:

- Manufacturer, type, and model number.
- Model features such as part numbers and descriptions.
- Serial number.
- Present physical condition.
- Present location of equipment.

- Dates of installation and purchase, and funding program.
- Copies of maintenance contracts and relevant maintenance history, such as special maintenance problems or maintenance performance - percentage up-time.

DDPS

It is the responsibility of the local AISA or designee to inform the EDP Operations Manager, ISD, of any DDPS equipment deemed to need disposal.

The local AISA or designee shall include the following information in any recommendation for disposal of DDPS equipment at the respective facility:

- Manufacturer/type/model number.
- Model features, such as part numbers and descriptions.
- Serial number.
- Present physical condition.
- Present location of equipment.

OBIS

It is the responsibility of the local AISA or designee to inform the EDP Operations Manager, ISD, of any OBIS equipment deemed to need disposal.

The local AISA or designee shall include the following information in any recommendation for disposal of OBIS equipment at the respective facility:

- Manufacturer/type/model number.
- Model features, such as part numbers and descriptions.
- Serial number.
- Present physical condition.
- Present location of equipment.

Personal Computers

It is the responsibility of the local AISA or designee to adhere to the Department's personal computer policy.

46050.4 Process and Documentation for Disposal of EDP Equipment

Depending on the applicable EDP equipment, the EDP Operations Manager shall submit at least 30 days prior to the scheduled release date a completed STD Form 152, Property Survey Report, to DGS, Property Reutilization Unit, with an informational copy of the report submitted to the DOF, Office of Information Technology (OIT).

CDC shall, in memorandum form and at least 30 days prior to the scheduled release date, submit an EDP equipment disposal request to the DGS Property Reutilization Unit. The EDP equipment disposal request shall include the following items:

Item Description

- Description of the item to include:
 - Manufacturer, type, and model number.
 - Model features, such as part numbers and descriptions.
 - Serial number.
 - Weight, to nearest pound.
 - Present physical condition.
 - Item location address on the scheduled release date.

Item Historical Information

- Historical Information of item to include:

State-owned EDP Items

- Date of installation.
- Date of purchase.
- Owned by which budget fund.
- Scheduled release date.
- Monthly maintenance costs.
- Type of maintenance contract (attach copy of subject contract Rider B).
- Relevant maintenance history, such as special maintenance problems or maintenance performance -percentage up-time.

Leased/Rented EDP Items

- Date of installation.
- Scheduled release date.

- Current monthly lease price.
- Current list price (supplier current new purchase price).
- Accrued purchase option credits (in dollars) as of the scheduled release date. Separately list any other State financial equity in the item or item features. These credits shall be requested from the supplier and calculated independently by CDC.
- Any financial liability incurred if the equipment is returned to vendor.
- Relevant maintenance history such as special maintenance problems or maintenance performance -percentage up-time.
- How item was procured (e.g., Master Rental Agreement [MRA]). If not MRA-procured, indicate the type of maintenance contract and attach a copy of subject contract Rider B.

CDC Facilitator Identification

- CDC Facilitator identification to include:
 - Facilitator's name.
 - Facilitator's title.
 - Facilitator's unit.
 - Facilitator's telephone number.
 - If equipment is located at a different site, name and telephone number of the on-site contact person.

DGS Disposal

- Proposed DGS Disposition Recommended to include:

If EDP Equipment is State-Owned:

- Transfer or sell to another (named) public agency.
- Scrap for parts for use within (named) State agency.
- Attempt to sell at minimum bid price of (named)dollars.
- Discard the equipment as worthless.
- Justification for no proposed recommendation.
- A completed STD Form 152.

If EDP Equipment is Leased/Rented:

- Transfer equipment to another (named) public agency.
- Release equipment back to the supplier.
- Justification for no proposed recommendation.
- If the EDP equipment was purchased under an MRA, a completed DGS Office of Procurement, GSOP Form 191 and GSOP Form 191A.

Upon approval and instructions from DGS, CDC shall:

If EDP Equipment is State-Owned:

- Transfer or sell State-owned EDP equipment to anotherstate or public agency.
- Follow the determination for disposal of the EDP equipment (signed STD 152). DGS will indicate whether CDC or DGS shall arrange for disposal of the property.

If EDP Equipment is Leased/Rented:

- If MRA-procured, follow the determination for disposalof equipment (signed GSOP Form 191 and GSOP Form 191A).
- If not MRA-procured, take action as indicated by DGS for effecting equipment disposal.

46050.5 Revisions

Revised January 4, 2010

The Assistant Secretary, EIS, or designee shall be responsible for ensuring that the contents of this Article are kept current and accurate.

46050.6 References

SAM §§ 5951, 8633, and 8640 - 8642.

ARTICLE 27 — DISPOSAL OF EDP SUPPLIES

Revised October 20, 1994

46060.1 Policy

The Department is committed to ensuring that compliance is maintained with the procedures set forth in the SAM 5951, 8633, and 8640 through 8642 and the GC 14673 through 14675 regarding the disposal of EDP supplies. CDC shall also act in accord with the DGS in its oversight responsibilities for the disposal of all State-owned EDP supplies.

46060.2 Purpose

The purpose of this policy is to effect the efficient and economical disposal of surplus EDP consumable supplies, and to ensure realization by CDC of the maximum salvage value of such supplies to the extent that doing so is in the best interests of the Department.

46060.3 Responsibility for Disposal of EDP Supplies

It is the responsibility of the local AISA or designee to inform the EDP Operations Manager, ISD, of any surplus EDP supplies that the respective facility has deemed to be in need of exchange, transfer, sale, or disposal.

It is the responsibility of the Chief, BSS at headquarters, to act as liaison with DGS for the elimination of CDC's surplus EDP supplies.

46060.4 Procedures and Documentation for Disposal of EDP Supplies

Authorization for the disposal of property shall be received from the DGS Property Reutilization Unit before CDC shall dispose, sell, transfer, or exchange surplus EDP supplies.

DGS administers the statewide master contract for the disposal of wastepaper goods. Use of this contract is obligatory by the Department and is administered by the BSS. Service can also be obtained for the witnessed destruction of confidential records. It is the basic responsibility of CDC to determine that its obsolete records are destroyed in accordance with the requirements of SAM 5951, 8633, and 8640 through 8642. The handling of supplies containing confidential information shall be conducted in accordance with EDP policies regarding confidentiality and security.

CDC shall prepare an STD Form 152, Property Survey Report, when disposing of surplus EDP supplies. The original form shall be marked "Expendable Property" and shall be retained in the CDC Accounting Unit files in order to substantiate the transaction. A copy of the completed STD Form 152 form shall be sent to, and approval shall be received from, the DGS Property Reutilization Unit.

A diligent effort shall be made to secure at least three competitive bids before completion of a sale. In all cases, a list of firms or individuals solicited shall be prepared and attached to, and filed with, the Property Survey Report form. The amount received from the sale shall be accounted as revenue to the fund from which the majority of CDC's support is appropriated.

Surplus magnetic media should: (1) if usable, be transferred to a State agency data processing installation which has a requirement for such media; or (2) be sold by bid if installation personnel are unable or not required to use the media. A list of sources potentially interested in the purchase of used magnetic tape is maintained by the DOF, State Data Processing Management Office. If a sale is not possible, the magnetic media may be disposed of through any dealer or volunteer organization if done without charge to the State.

Prior to disposal or transfer, all magnetic media containing confidential or proprietary data shall be completely magnetically erased; alternately, CDC may overwrite such information with non-confidential, non-proprietary information.

Computer printer ribbons shall be disposed of only when they cannot be reconditioned. Use of a reconditioning or re-inking service for computer printer ribbons is encouraged generally. CDC may contact the providers of such services to discard ribbons with holes or other defects that could produce poor quality or unreadable printout, or may result in subsequent breakage or other unacceptable defect.

When exchanging or transferring EDP supplies free of charge with another State department, CDC shall prepare an STD Form 158, Transfer of Location of Equipment, and shall receive approval from the DGS Property Reutilization Unit before surplus EDP supplies are exchanged or transferred. CDC shall record supplies received free of charge using the same cost basis as that recorded on the books of the transferring department.

46060.5 Procedures for Lost, Stolen, or Destroyed EDP Supplies

Whenever supplies are lost, stolen, or destroyed, CDC shall prepare an STD Form 152 and shall transmit one copy to the DGS Property Reutilization Unit. CDC shall adjust its property accounting records accordingly, and retain the original Property Survey Report form as documentation. This report shall contain:

- A description of the events.
- Precautions to be taken to prevent repeated situations.

- A statement that the CHP or a local law enforcement agency has been notified in accordance with SAM 2625.

Losses of CDC property due to fraud or embezzlement shall be reported to the DOF, Financial and Performance Accountability office, in addition to the law enforcement notification required by SAM 2625. Employees shall be charged with any loss or damage to CDC property due to their negligence or unauthorized use.

46060.6 Revisions

Revised January 4, 2010

The Assistant Secretary, EIS, or designee shall be responsible for ensuring that the contents of this Article are kept current and accurate.

46060.7 References

GC §§ 14673-14675.

SAM §§ 2625, 5951, 8633, and 8640-8642.

ARTICLE 28 — OFFENDER BASED INFORMATION SYSTEM

Effective November 25, 1992

47010.1 Policy

The Department shall maintain complete and accurate case records on all prisoners in the custody of the Department as required by PC 2081.5. Case records include all information received by the Department from courts, probation departments, sheriff and police departments, DA offices, the State DOJ, the FBI, and other pertinent agencies and persons.

OBIS was created to provide for automated tracking of all inmates assigned to the Department's jurisdiction from the time of admission through discharge from prison or parole.

47010.2 Purpose

The purpose of this policy is to ensure that complete and accurate records are maintained on all prisoners under the jurisdiction of the Department, and to establish and fix responsibility and accountability for the management of OBIS.

47010.3 Responsibilities

Overall responsibility (e.g., security, data integrity, QA, QC) for OBIS resides with the Director and Chief Deputy Director. Delegated responsibility resides with OISB of the ASD, and with management, supervisory, and end-user personnel involved with OBIS use. OISB is responsible for training data input staff and providing QC oversight to ensure data integrity in OBIS.

As primary users of this system, the case records offices in facilities, parole regions, and headquarters, as well as OISB, input and update offender information in OBIS.

As the custodian of this system, the ISD is responsible for application, hardware, and software support, and maintenance of OBIS.

Parole Violator Work Credit Subsystem

The Parole Violator Work Credit Subsystem records parolee-at-large, parole revocation, and revocation extension information, and applies work credit earned/lost from the inmate work incentive subsystem to calculate violator revocation release dates.

47010.4 Overview of OBIS

Revised July 15, 1993

OBIS is a centralized, on-line, mainframe system that links all facilities, parole regions, selected parole field units, and headquarters to the Teale Data Center. OBIS is the only database which tracks an inmate from initial admission in a state prison through discharge from prison or parole.

Composition Of OBIS

OBIS is comprised of the following subsystems: movement, commitment, descriptive, inmate work incentive; and holds, wants, and detainers.

Movement Subsystem

The movement subsystem records each movement and status change of an inmate from the date of reception from the committing court to discharge from CDC jurisdiction.

Commitment Subsystem

The commitment subsystem records the legal commitment received from the California Superior Court that sentenced the offender to the jurisdiction of the Department.

Descriptive Subsystem

The descriptive subsystem records detailed information regarding each offender's height, weight, hair color, ethnicity, social security number, CII number, FBI number, and date and place of birth.

Inmate Work Incentive Subsystem

The inmate work incentive subsystem is a collection of an offender's applied credits (including vested credits, administrative time, work and vocational assignments, work credit losses and restorations) that affect the release date of the offender.

Inmate Time Collection System

The Inmate Time Collection System (ITCS) is used to track the hours of inmates participating in the IW/TIP. Inmates who participate in the IW/TIP shall earn work time credit toward the reduction of their sentence.

The ITCS introduces a scanning process to the existing time collection system. The scanning system is designed to provide the following:

- Key data entry workload relief for the facility.
- A more expedient method of updating OBIS.

The ITCS scanning process uses revisions of the CDC Form 191, Inmate Timecard, the CDC Form 1697, Work Supervisor Log, and a Sentry 4000 scanner. The work supervisor tracks the inmate work time for a 31 day period, using the CDC Form 1697. Information from the CDC Form 1697 is transferred on to the CDC Form 191. The CDC Form 191 is sent to the case records office for scanning and timecard retention. Scanned information is used to update the OBIS database, and generate error and statistical reports.

Holds, Wants and Detainer Subsystem

The Holds/Wants/Detainer subsystem records holds, wants (warrants), and detainers (HWD) on a particular offender. HWDs are entered on-line immediately after receipt from another agency (e.g., federal, other states) which may have a legal right to hold the offender.

Requests for offender information residing on the OBIS database shall be addressed to the Information System Support and Specialized Reporting Unit, located in OISB.

47010.5 Revisions

Revised January 4, 2010

The Assistant Secretary, EIS, or designee shall be responsible for ensuring that the contents of this Article are kept current and accurate.

47010.6 References

PC § 2081.5.

ARTICLE 29 — SCO SYSTEMS

Effective November 25, 1992

47020.1 Policy

The Department's Personnel Office shall prepare and release all personnel- and payroll-related data utilizing the SCO Personnel Information Management System (PIMS).

Authorization and guidelines established under the uniform state payroll system are controlled and defined by the Personnel Payroll Service Division within SCO.

47020.2 Purpose

The purpose of PIMS is to ensure that all employee personnel information is considered sensitive and confidential, and that all such data be provided under a strictly controlled environment accessed only as follows:

- The following may be updated, edited, or inquired through the PIMS system: various current and historical information concerning employee status, payment history, or miscellaneous, fixed and voluntary payroll deductions.
- The Personnel Action Request (PAR) is used to access an employee's name, position number, effective date of appointment, salary, range, bargaining unit, and probation status.
- Employee Action Requests (EARS) are used to access an employee's State and federal withholding tax information and home address.

47020.3 Responsibilities

The delegated responsibility for the security, maintenance, monitoring and integrity of the SCO/PIMS system resides with the Personnel Officer at each facility and at headquarters. Major users of the system are Payroll Service Assistants, who audit, provide references, and instruct in preparing PARS and EARS, and Personnel Assistants, who access the system to update all personnel and payroll history. Other

users of the system include Personnel Operation Analysts and Personnel Examination Analysts, on an inquiry basis only.

47020.4 Personal Information Management System Equipment Security

Refer to DOM 48010.8 regarding procedures for equipment security.

47020.5 Management Information Retrieval (MIRS) System

CDC uses the Management Information Retrieval System (MIRS) to extract personnel and payroll information from the SCO and to generate supplemental reports for management.

47020.6 MIRS-Reports

Revised April 16, 1993

MIRS supports management decisions by providing the following:

- Payment reports for budgetary analysis.
- Ethnic and gender reports for affirmative action projects.
- Reports to assist with contract negotiations.
- Departmental growth and turnover statistics.
- Current and historical employee data.
- Various employee payment and deduction information.

47020.7 MIRS-Responsibilities

Revised April 16, 1993

The Personnel Automation Unit has delegated responsibility for reviewing personnel report requests. Users refer to the Personnel Action Manual, Payroll Procedure Manual, California State Civil Service Pay Scales for Clarification of Personnel and Payroll Procedures, and the Focus Manual for MIRS programming guidelines. Users log all requests, completion dates, and time spent creating and processing the report.

47020.8 MIRS- Equipment Security

Revised April 16, 1993

Refer to DOM 48010.8 regarding procedures for equipment security.

47020.9 Revisions

Revised January 11, 2013

The Director, Enterprise Information Services (EIS), or designee shall be responsible for ensuring that the contents of this Article are kept current and accurate.

47020.10 References

Revised April 16, 1993

SCO: MIRS Manual.

GC §§ 12470, 16390, and 16391 - 16395.

SAM §§ 652 - 660, 4841.5, and 4842.

State of California Personnel Action Manual.

DOM § 48010.8.

ARTICLE 30 — C.L.E.T.S.

Effective November 25, 1992

47030.1 Policy

As a part of its continuing support for all California law enforcement agencies, the Department participates in the statewide telecommunications system developed for use by law enforcement agencies. GC 15150 through 15167 require that State DOJ maintain such a telecommunication system and provide services to California law enforcement agencies when, at their own expense, they require authorized connection to the system.

47030.2 Purpose

The purpose of this section is to describe the relationship between CDC and the CLETS and specify the Department's participation in this system.

CLETS accommodates all public law enforcement user agencies with the capability of providing and receiving fast and efficient point-to-point delivery of messages and information contained in federal and State computerized files. Local information reported to DOJ may also be accessed.

CLETS is a cooperative system whereby the State provides central switching equipment, personnel to staff the switching center, and sufficient circuitry from the switching center to county locations as authorized by law for handling law enforcement message traffic. Department use of the circuitry and terminal equipment extending beyond the CLETS county termination point is provided by CDC.

47030.3 Responsibility

Operational responsibility, system supervision, monitoring of traffic for conformity to rules and regulations, and recommendations for corrective actions are under the direction of DOJ. System rules are designed to provide the most efficient operating system. Adherence to the rules shall provide the Department the maximum effectiveness of CLETS. Violations of these rules shall result in investigative and appropriate disciplinary action. Departmental CLETS coordinators shall direct requests for information concerning the general administration of CLETS to the CLETS Executive Secretary, Department of Justice, P.O. Box 903417, Sacramento, California 94203-4170.

ISD is responsible for coordinating with DOJ the acquisition, relocation and use of the local CLETS. Departmental CLETS coordinators shall direct requests for information concerning changes or additions to CDC's use of CLETS to the EDP Operations Manager, Information Systems Division, P.O. Box 942883, Sacramento, California 94283-0001.

Local facilities are responsible for the funding and maintenance of their CLETS equipment.

47030.4 CLETS- Acquisition Process

Revised April 16, 1993

The acquisition processing time for CLETS varies depending upon the location of the requesting facility: Up to six months should be allowed from the date the request is received for processing at ISD.

It is the local CLETS coordinator's responsibility to:

- Initiate an appropriate request for additions or changes (other than relocation) to CLETS services at an existing location. The request shall include a cover memo to the EDP Operations Manager, ISD, indicating justification for a CLETS addition or change and a completed CDC Form 954, Intraoffice Requisition and Procurement Worksheet.
- Upon receipt of the approved requisition, order equipment and acquire maintenance with facility funding.
- Initiate an authorized request for the relocation of CLETS equipment. The request shall consist of a memorandum with appropriate approval signatures to the EDP Operations Manager, ISD, justifying the relocation.

It is the responsibility of the EDP Operations Manager, ISD, to:

- Review the request, obtain certification approval, and return the completed package to the local facility for their equipment purchase.
- Procure approval from DOJ and appropriate county sheriff's offices for CLETS usage.
- Coordinate CLETS installation with DOJ, county sheriff's offices, and the local facility.
- Notify local CLETS coordinators of approved mnemonic (i.e., "NME") and originating agency (i.e., "ORI") numbers.
- Maintain inventory for departmental CLETS circuitry.
- Review requests for, and coordinate the relocation of CLETS equipment.

Terminals connected directly to CLETS shall be approved by DOJ. A hard copy printer shall be included with each terminal authorized to receive unsolicited or point-to-point, non-data-base traffic.

47030.5 Integrity of CLETS Information

In order to maintain the integrity of CLETS and ensure the security of information received and transmitted by use of the system, the following policies shall be adhered to:

- Reasonable measures shall be taken to protect equipment from vandalism or sabotage and preclude access by other than authorized personnel by locating equipment in a secure area.
- Mobile digital terminals shall not be allowed to access DOJ's criminal history system.
- Personnel authorized to access CLETS are either sworn law enforcement personnel or nonsworn law enforcement personnel that have been subject to a character or security clearance. The clearance shall include the following:
 - DMV: drivers license check.
 - DOJ: fingerprint check.

- CDC: background investigation. An agency head's authorization for the employee to operate CLETS equipment shall be placed in the employee's personnel file.
- In all matters pertaining to personnel security, the agency head shall be responsible for making the final determination of the individual's suitability for the job.

All CLETS messages are confidential and for official use only. Examples of acceptable messages are:

- Requests for record validation.
- Requests for prisoner pickup and transportation.
- Requests for mail-back information from data bases.
- Information regarding the circumstances surrounding the death of an officer killed in the line of duty.
- Listings of stolen property when identifiable by serial numbers or unique markings.
- All subpoenas transmitted by CLETS shall be processed in accordance with PC 1328(b) and 1328(c). A subpoena relative to civil proceedings or any subpoenas which could be delivered in a timely manner by other means are not acceptable for transmission.

DOJ publishes manuals for CLETS operators containing information for proper system utilization. These manuals shall be obtained and maintained for CLETS operators.

47030.6 CLETS-Training/Coordinators

Revised April 16, 1993

Each facility, parole region, and headquarters' division shall provide the EDP Operations Manager, ISD, with the names and phone numbers of their CLETS coordinator. In addition, facilities with 24-hour shifts shall submit the names and phone numbers of alternate (off-shift) CLETS coordinators.

It is the equipment vendor's responsibility to provide training on the operation of their terminals when initially procured/installed.

It is the responsibility of State DOJ field service/training office to provide training for information access in the:

- Criminal justice information system data bases.
- National crime information center.
- National law enforcement telecommunications system.
- DMV.
- Oregon law enforcement data system.

Local CLETS coordinators should call the specified telephone number for the name and telephone number of their DOJ field service/training representative.

47030.7 Revisions

Revised January 11, 2013

The Director EIS, or designee shall be responsible for ensuring that the contents of this Article are kept current and accurate.

47030.8 References

GC §§ 15150 - 15167.

PC §§ 1328(b) and 1328(c).

ARTICLE 31 — UNASSIGNED**ARTICLE 32 — PUBLIC SAFETY RADIO COMMUNICATIONS SYSTEMS**

Effective December 27, 2010

47050.1 Policy

The California Department of Corrections and Rehabilitation (CDCR) requires that in the institutional setting two-way radios shall be used to communicate information necessary for the effective custody and control of wards, inmates, and parolees. Radios shall be issued to personnel operating where fixed communication devices (telephones and intercoms) are not available, practical, or will not meet critical institutional communications needs. In the field setting two-way radios shall be issued to departmental peace officers and will be used as necessary to communicate with departmental personnel and other law enforcement agencies as needed to meet parole supervision and other field operational needs. Where appropriate and necessary, field units may utilize/communicate via Federal Communication Commissions (FCC) approved local law enforcement telecommunications systems and utilize FCC approved local law enforcement radios.

47050.2 Purpose

This Article is the official departmental policy on public safety radio communications, notwithstanding any program's procedures. This Article ensures that the design, procurement, deployment, maintenance, and use of State-issued radio communications equipment within the CDCR institutions and field units are appropriate to meet departmental radio communications needs.

47050.3 Usage

Acceptable Use

Departmental radio communications shall:

- Be conducted using CDCR-owned, leased, and managed radios and peripheral radio equipment. Exceptions may be made during emergencies, when conducting tactical operations, or when a law enforcement agency agrees to provide radio equipment that conforms to FCC Rules and Regulations.
- Operate on radio frequencies licensed for departmental use. The use of radios and frequencies provided by another public safety entity for events including but not limited to tactical exercises, mutual aid, or dispatch services shall be pre-approved by the Radio Communications Unit (RCU). The locally approved temporary use of another public safety agency's FCC approved radio frequencies is authorized when necessary during an emergency or to protect public safety.
- Be used in conformance with the FCC Rules and Regulations.
- Be used for the express purpose of communicating Department information to authorized personnel.

Unacceptable Use

- The use of non-approved two-way radio equipment is prohibited and shall be considered contraband.
- The use of, or possession on institutional grounds of non-approved two-way radio equipment by an employee of the Department shall be subject to progressive discipline up to and including possible adverse action consistent with Department Operations Manual (DOM) Chapter 3, Article 22, Employee Discipline.
- The use of non-standard equipment, such as Family Radio Service (FRS) and radio scanners, is prohibited. Possession of such devices on institutional grounds is strictly forbidden.
- Inmates, wards, and parolees shall not be allowed to use CDCR radio equipment described in this Article or have access to the radio communications equipment for personal monitoring, except as authorized below:
 - Inmates assigned to fire camps may be authorized to use a departmental radio as long as it is restricted to accessing mutual aid or fire channels; no access shall be permitted to the trunked radio communications system at any institution, with the exception of the Fire Talk Group. Inmates who are assigned to the institutional fire departments have access to the Fire Talk Group on the trunked radio system, which resides on the Control Station (staff/inmate dispatch console at the fire department) and in the fire vehicles. Inmates shall not have access to the fire department's hand held portable radios which are programmed with other institutional operational talk groups.
 - In the event an employee is incapacitated, an inmate or a parolee may use the radio to call for emergency assistance.

47050.4 Responsabilités

47050.4.1 Radio Communications Unit (RCU)

- The Enterprise Information Services (EIS), Infrastructure Services (IS), RCU is responsible for all departmentally-owned radio communications systems utilized within CDCR. This includes the responsibility and authority for oversight of the policy and procedures related to the use of radio communications within the Department.
- Funding for institution and division radio program needs shall be directed through the RCU. This does not preclude a division from purchasing RCU-approved radio equipment to meet its operational needs when the funding is not available through the RCU.
- The RCU is responsible for review and approval of all public safety radio equipment purchases, including systems, subsystems, and end-user equipment.

- The RCU shall maintain site-specific radio matrices that reflect the application of the radio assignment policy.
- Departmental program areas shall contact the RCU to arrange for the use of another agency's radio frequency. Other agencies that wish to use a CDCR-owned frequency shall make such request to the RCU.
- The RCU is responsible for chairing a multi-discipline "Operable/Interoperable Communications Committee" (Committee) composed of departmental radio communications stakeholders. The purpose of this Committee is to address all issues related to emergency and non-emergency communications and the operable/interoperable needs of CDCR. RCU will schedule an annual meeting of the Committee and other meetings, as needed.
- The RCU will process service requests and/or incident tickets submitted by radio liaisons on the Department's web-based automated IT ticket system. The RCU will contact and coordinate with Office of the State Chief Information Officer, Public Safety Communications Division, as necessary. In some instances, non-functioning equipment cannot be repaired in the field and must be removed from service for repair. The RCU shall determine whether available spare equipment is appropriate for use to replace the non-operative equipment in order to keep the system including but not limited to portable or mobile radios in service or whether new equipment is required.

47050.4.2 Radio Liaison

Each CDCR division will establish a radio liaison. The division radio liaison will facilitate communication between the division and the RCU. Each Adult Institution, Juvenile Justice Facility, Conservation Camp, Parole Region (adult and juvenile), the Office of Correctional Safety, Statewide Transportation Unit, and the Office of Internal Affairs shall designate a radio liaison.

- The division radio liaison is a single point of contact between each division and the RCU to ensure that the regional communications issues or needs are forwarded to the Committee.
- The radio liaison shall notify RCU to have all radio communications equipment including but not limited to mobile radio, antenna, and speakers removed from vehicles designated to be surveyed.
- The program area/institution/facility radio liaison may communicate directly with the RCU to address locally specific needs such as radio equipment failures.

47050.4.3 Office of the Chief Information Officer-Public Safety Communications Division (OCIO-PSCD)

The OCIO-PSCD:

- Is responsible for maintaining the CDCR's public safety radio communications systems and subsystem equipment.
- Is responsible for ensuring proper radio system design and assists with frequency acquisition and utilization.
- Employs local radio technicians who are responsible for removing and replacing defective equipment as arranged by the RCU. Defective portable radios or accessories shall be delivered to the RCU or directly to the OCIO-PSCD as directed by the RCU.

47050.5 Radio Communications Systems-Standard Design

The RCU shall identify and establish technical standards for radio communications equipment consistent with the Public Safety Communications Act of 2002, Government Code Section 8592, et seq. Equipment standards shall be published in the CDCR Enterprise Architecture Decision Framework. Requests to purchase or utilize technology not identified as General IT Standards must be accompanied by an exemption request detailing the specific reason identified technologies are not fit for use. The RCU may issue a waiver from the published standard if no available standard technology is suitable to the particular need.

47050.6 Regional Radio Communications System Access

Regional radio communications system access refers to contracts for radio system access where there are fees to the CDCR by the host public safety agency for primary use on their radio communications system. With exception of contracts that were already in place prior to the implementation of this Article, regional radio communications system access contracts shall be reviewed and approved by the RCU prior to contract execution. Refer to the Radio Communications Policy and Procedures Handbook.

The CDCR shall operate its radio communications equipment utilizing FCC assigned frequencies in accordance with FCC Rules and Regulations. Departmental transmissions are prohibited on any FCC-managed frequency unless CDCR has written authorization via a formal radio frequency use agreement (TD-400) that must be kept on file with the RCU and the OCIO-PSCD, or has authorization to operate on a local public safety agency's regional radio communications system. The CDCR relies on the resources of other emergency

services providers; therefore, cooperation and coordination with other agencies, organizations, and private enterprises shall be extended when practical in order to serve and protect the public. Divisions within the Department, including fire departments, may request utilization of other public safety radio systems. With the exception of existing utilization agreements that predate the implementation of this Article, such requests shall be submitted to the RCU for negotiation with the public safety agency's radio system operator. Approved requests must be accompanied by a "Letter of Authorization to Transmit" from the licensee on its letterhead, along with a copy of its FCC Station and Mobile license.

47050.7 Mutual Aid Frequency Use Agreement:

A mutual aid frequency use agreement is required for each instance of shared frequency use. The agreement must include the type of frequency that the public safety agency is authorizing CDCR to use, and must be without cost to the Department. These types of agreements are not considered Memorandum of Understanding (MOU) and are not subject to CDCR's MOU procedures. Refer to the Radio Communications Policy and Procedures Handbook.

CDCR-owned radio equipment shall be maintained and repaired by OCIO-PSCD staff or locally approved radio technicians; frequency use agreements may not contain provisions that allow non-OCIO-PSCD approved maintenance or repair CDCR-owned telecommunications equipment. Agreements containing maintenance and/or repair provisions will not be approved.

47050.8 Radio Assignments and Use

For institutional and juvenile justice facility radio assignments, refer to Restricted DOM, Chapter 5, Section 55000.

47050.8.1 Conservation Camps

Camp staff shall be capable of communicating critical information to departmental institutions, facilities, local and/or other public safety agencies, and to agencies that contract for inmate services. Each CDCR camp vehicle shall be equipped, at a minimum, with one mobile radio.

47050.8.2 Outside Transportation Unit Vehicles and Institution/Facility Transportation Vehicles

Refer to Restricted DOM, Chapter 5, Section 55060.

47050.8.3 Office of Correctional Safety

Agents assigned to the Office of Correctional Safety shall be capable of routine and emergency communications with all departmental institutions/facilities and field offices as well as local and/or other public safety agencies. Vehicles assigned to these agents shall be equipped with mobile radios designated for undercover use. Additionally, each field agent shall be assigned a two-way, portable radio.

47050.8.4 Office of Internal Affairs

Agents assigned to the Office of Internal Affairs shall be capable of routine and emergency communications with all departmental institutions/facilities and field offices as well as local and/or other public safety agencies. Vehicles assigned to these agents shall be equipped with mobile radios designated for undercover use. Additionally, each field agent shall be assigned a two-way, portable radio.

47050.8.5 Division of Adult/Juvenile Parole Operations

Division of Adult/Juvenile Parole Operations staff, including case-carrying agents, transportation staff, and appropriate community correctional facility staff, must be capable of routine and emergency communications with field offices and local and state public safety agencies. Each Field agent shall be assigned a two-way portable radio, and/or a vehicle mounted radio as dictated by local needs.

47050.9 Telecommunications Equipment Management-General

All CDCR facilities and vehicles equipped with radio communications equipment shall inventory such equipment annually pursuant to DOM Section 22030.12.6.

47050.10 Radio Communications Equipment in Surveyed or Disabled Vehicles

The RCU will coordinate with the OCIO-PSCD to determine whether the equipment shall be repaired, replaced, or surveyed from service.

47050.11 Sensitive Property and Physical Inventory

Consistent with DOM Chapter 2, Subsection 22030.12.1, all portable and mobile radio equipment shall be considered sensitive property as well as safety equipment. While on duty, radios shall be easily accessible by the assigned staff and shall be turned on. When a radio is issued to a staff member for on-going use, the staff member shall be responsible for maintaining the radio with a charged battery and shall be responsible for immediately notifying their supervisor if the radio or related equipment has been lost, stolen, or damaged. The employee's supervisor shall be responsible to notify the radio liaison of the lost or damaged equipment. Portable radios shall not be left in clearly visible areas of unattended vehicles, or accessible to inmates, wards, or parolees. If the equipment is lost, stolen, or damaged due to negligence or culpability, the employee may be subject to actions in accordance with DOM, Section 85050.5.

Each institution and juvenile justice facility housing public safety radio communications equipment shall ensure the communications vault is alarm controlled and monitored.

Each division operating approved CDCR radio equipment shall develop an inventory plan that shall include an annual physical inventory conducted on all portable, mobile, and fixed radio equipment and reconciled with the RCU.

47050.12 Revisions

The Assistant Secretary, EIS, or his/her designee is responsible for ensuring the contents of this Article are kept current and accurate.

47050.13 References

DOM Chapter 2, §§ 22030.12.1 and 22030.12.6; Chapter 3, Article 22; Chapter 5, §§ 55000 and 55060

Gov Code §§ 8592 15250-15254, 15275-15277, 53108.5, 53114-53114.2, 53115

SAM § 4500

47 CFR 90, Part 90

47 CFR 2, Subpart B

ARTICLE 33 — INCIDENT REPORTS DATABASE

Revised April 16, 1993

47060.1 Policy

It is the policy of the Department to provide statistical information on all reportable incidents within California's correctional facilities that involve felons or civil addicts. DOM 51030 defines incidents required to be reported to The Director.

47060.2 Purpose

The purpose of this policy is to establish and fix responsibility and accountability for the management of this system.

47060.3 Responsibility

Overall responsibility for the incident reports database (e.g., security, data integrity, QA, QC) lies with The Director and Chief Deputy Directors. Delegated responsibility resides with OISB. TSS within OISB is responsible for receiving, analyzing, and coding all reportable incidents; entering the incidents into the database; maintaining incident reports; and ensuring incident reports data base QC.

The Estimates and Statistical Analysis Section of OISB is responsible for the creation of statistical summary reports, annual and quarterly publications, and ad hoc requests.

47060.4 Incident Reports Database-Overview

The incident reports data base is a mainframe system which utilizes personal computers for initial data entry and ultimately uploads the data to a mainframe computer at the Teale Data Center for batch processing. The data are then manipulated and processed for various statistical and informational purposes.

Incident reports are submitted to the Institutions Division in headquarters and OISB staff within 72 hours of the occurrence of the incident. Upon receipt, OISB staff date stamp and manually log the incident report into the incident log book. Data are then extracted from the incident report and a coding sheet is completed. The information from the coding sheet is then entered into the personal computer-based incident reports data base and uploaded to the mainframe system.

47060.5 Revisions

Revised January 4, 2010

The Assistant Secretary, EIS, or designee shall be responsible for ensuring that the contents of this Article are kept current and accurate.

47060.6 References

DOM § 51030.

ARTICLE 34 — REVOCATION TRACKING SYSTEM*Revised April 16, 1993***47070.1 Policy**

CCR (15) (2) BPT Rules, states that parolees shall be afforded timely completion of the revocation process within a 45-day time frame.

The BPT and the Department designed the Revocation Tracking System (RTS) to meet these crucial time requirements. RTS contains detailed information on all parolees who are under CDC hold (or a discovery action if allowed to remain in the community) and who are being processed for revocation. The tracking begins at the date of hold (or discovery) and ends with a decision by the BPT.

47070.2 Purpose

The purpose of this policy is to ensure that accurate and timely tracking of parolees, pending revocation of parole, is maintained by CDC in conjunction with the BPT.

47070.3 Responsibility

At the present time, overall responsibility for the RTS resides with the Director and Chief Deputy Directors of CDC, and with the Chairman of the BPT. This responsibility is presently delegated jointly to the CDC Deputy Director, P&CSD, and the Chief of Administrative Services, BPT. These latter individuals have specific responsibilities for QC and QA. Parole regional office staff who input data have primary responsibility for data accuracy, integrity, and system security.

47070.4 Revocation Tracking System Overview

RTS is a centralized, on-line mainframe system which links all facilities, parole regions, and the BPT to the Teale Data Center.

RTS is comprised of descriptive information that identifies the parolee by name, CDC number, and parole unit, as well as by status information relevant to the pending charges such as hold date, current location, and booking number. The system also tracks deadline information such as signature, screening and service dates, and scheduling information regarding where, when, and what happened.

47070.5 Revisions

The Chief, ISD, or designee shall be responsible for ensuring that the contents of this section are kept current and accurate.

47070.6 References

CCR (15) (2) BPT.

ARTICLE 35 — COMPUTER ROOM CONSTRUCTION*Revised June 7, 2012***47080.1 Policy**

Approval is required prior to the expansion, modification, or new construction of any computer room space or site. This policy defines roles and responsibilities for the processing of requests for the expansion, modification, or new construction of any computer room space or site.

47080.2 Purpose

The purpose of this Article is to support the Global Warming Solutions Act (AB32), which passed in 2006 and requires that by 2020 California's greenhouse gas emissions be reduced to 1990 levels, a roughly 25 percent reduction under business as usual estimates. It also supports Government Code 11545(b)(3), which calls for "minimizing overlap, redundancy, and cost in state operations by promoting the efficient and effective use of information technology." In addition, this Article supports California Technology Agency's (CTA's) Technology Letter (TL) 12-5 which states that agencies are no longer required to submit an IT Facilities/Space Construction review form to the CTA for approval before undertaking any computer room construction, expansion, or modification.

47080.3 Definitions

For purposes of this policy, the following definitions are used.

- Computer room: any space that houses computer operations. Such computer operations could utilize mainframes, servers, or any computer resource functioning as a server.

- CRUISE: "Customer Requests: Upgraded Information Sharing Environment," the online system used by agencies to request services from the Department of General Services (DGS) Real Estate Services Division.
- Emergency: a sudden, unexpected occurrence that poses a clear and imminent danger, requiring immediate action to prevent or mitigate the loss or impairment of life, health, property, or essential public services.
- Enhancement: a change that increases the capacity of a computer room physical plant, including electrical, cooling, and heat recovery capacities.
- Expansion: an enlargement of a computer room which increases the floor space for additional servers and/or server racks. An expansion may or may not require an enhancement of the site's electrical, cooling, or heat recovery capacities.
- Information Technology (IT) activities: IT facility preparation, operation, and maintenance.
- Modification: a change to a computer room structure and configuration that does not increase the floor space. A modification may or may not include an enhancement of the site's electrical, cooling, or heat recovery capacities.
- Site evaluation: evaluation of request for computer room construction at a particular site.
- Third-party energy assessment: an energy assessment performed by an entity outside of the Department, such as a utility company or private vendor.

47080.4 Responsibilities

All requests for computer room construction, expansion, or modification require that a site evaluation be conducted by Enterprise Information Services (EIS).

47080.5 Facilities Management Division

As the request initiator, Facilities Management Division:

- Prepares an IT Facilities/Space Construction Review form to request construction, expansion, or modification of any computer room space or site.
- Requests that a site evaluation be conducted by EIS prior to the initiation of a CRUISE request to DGS.
- Prepares CRUISE requests and submits them to DGS.

47080.6 Enterprise Information Services

EIS is responsible for the following:

- Completes the site evaluation.
- Obtains the authorized approving signature from the Agency Secretary or official designee.
- Describes and justifies proposed computer room construction, expansion, or modification in CDCR's Agency Consolidation Plan.
- Provides the OCIO with notification of computer room repairs that were required as a result of an emergency.
- Communicates requests for third-party energy assessments with the program area if required.

47080.7 Exemptions

Computer room repairs that are required as a result of an emergency do not require prior EIS approval. Emergency repairs may be completed with concurrent notification to EIS. Emergency expenditures which exceed \$25,000 require prior approval from the Department of Finance. Construction or modification of computer rooms at CDCR institutions is exempt from this policy. This exemption includes, but is not limited to, modifications and/or construction of computer rooms, telecom rooms, and all related IT support equipment at all adult and juvenile institutions.

47080.8 Revisions

The Director, EIS, or designee shall be responsible for ensuring that the contents of this Article are kept current and accurate.

47080.9 References

SAM 4819.2, 6560.
 AB32 (2005-2006 Session).
 GC 11545(b)(3).
 IT Policy Letter 09-04.
 PCC 1102.
 SIMM Section 18.
 CTA TL 12-5.

ARTICLE 36 — INSTANT MESSAGING*Effective November 27, 2012***47090.1 Policy**

Instant Messaging (IM, for purposes of this Article only) technology provides users with the ability to communicate over the California Department of

Corrections and Rehabilitation (CDCR) network in real time. This policy outlines the approved use of IM technology over the CDCR network and does not supersede any state or federal laws or any other agency policies regarding confidentiality, information dissemination, or standards of conduct.

- All employees who use the IM method of communication must use the CDCR-provided IM. Employees are prohibited from downloading and using personal, consumer-grade IM software to transmit messages.
- The State reserves the right to monitor and/or keep a record of all IM communications without prior notice; CDCR is not obligated to monitor IM messages.
- Employees should have no expectation of privacy in the use of CDCR-provided IM systems or in anything they store, send or receive on the CDCR's IM system.
- The contents of IMs properly obtained for discovery or management purposes may be disclosed without the permission of the user who created the message.
- The CDCR is under no obligation to retain IM. However, all IM communication shall be treated as business records that may be retained and used as evidence in litigation, audits, and investigations.
- IM content may be subject to various types of access requests, including under the Freedom of Information Act (FOIA).
- High Risk Confidential Information (HRCI) shall not be communicated using IM. Any exclusions or modification to this requirement must be approved in writing by the Information Owner and/or Information Security Office (ISO).

47090.2 Purpose

It is the goal of the CDCR to ensure IM communications are being created, maintained and retained consistent with CDCR policy and state and federal laws. The purpose of this policy is to detail the standards relating to the use of the IM on the CDCR network and is intended to:

- Describe the limitations of the use of this technology;
- Discuss protection of CDCR information;
- Describe privacy considerations when using the IM system; and
- Outline the applicable rules when using the CDCR-provided system.

Proper IM usage and security is a team effort involving the participation and support of every CDCR employee. It is the responsibility of every computer user to know these guidelines, and to conduct his/her activities accordingly.

This document is not all-inclusive, and the ISO has the authority and discretion to appropriately address any unacceptable behavior and/or practice not specifically mentioned herein.

47090.3 Scope

This policy covers appropriate use and retention of any IM sent from the CDCR network and applies to all employees, vendors, volunteers, and agents operating on behalf of the CDCR.

47090.4 Definitions

Confidential Information

Information maintained by State agencies that is exempt from disclosure under provisions of the California Public Records Act (PRA [(GC § 6250 et seq.)] or other applicable state or federal laws. All information that has not been explicitly defined as public information in §3261.2 of Title 15 should be treated as confidential.

High Risk Confidential Information (HRCI)

Non-public information that if disclosed could result in a significant harm (including financial, legal, risk to life and safety or reputational damage) to the CDCR or individual(s) if compromised through alternation, corruption, loss, misuse, or unauthorized disclosure. Examples of HRCI include, but are not limited to, the following:

- Personally identifiable information such as person's name in conjunction with the person's social security, credit or debit card information, individual financial account, driver's license number, state ID number, or passport number, or a name in conjunction with biometric information;
- Personal health information such as any information about health status, provisions of health care, or payment for health care information as protected under the Health Insurance and Portability Act of 1996;

- Correctional Offender Record Information as defined in California PC §§ 13100-13104;
- All IT infrastructure information that would reveal vulnerabilities to, or otherwise increase the potential for an attack on, an information technology system of a public agency, including but not limited to firewall and router configurations, server names, IP addresses, and other system configurations;
- Any document which contains information identifying any Confidential Informant, or information provided, as defined in CCR Title 15, Section 3321;
- Any documentation of information which contains information or data within any Gang Data Base as defined in Department Operations Manual (DOM) Section(s) 52070.22 through 52070.24;
- Records of investigations, intelligence information, or security procedures as specified in the PRA Section 6254(f).

Instant Message (IM)

A type of communications service that enables a user to exchange text messages in real time between two or more individuals logged into a particular IM system.

Personally Identifiable Information

Personally Identifiable Information (PII), as defined in California Senate Bill 1386, is the manifestation of an individual's first name or first initial and last name, in combination with one or more of the following:

- Social Security Number;
- Driver's license number;
- State issued ID card;
- Credit or debit card number in combination with any required security code or password that could permit access to an individual's financial account;
- Medical information, history, mental or physical condition, treatment or diagnosis by a health care professional;
- Health information, policy number or subscriber ID, unique identifier, or any information in an application and claims history, including any appeals records.

Sensitive information

Information maintained by the CDCR that requires special precautions to protect from unauthorized use, access, disclosure, modification, loss, or deletion. Sensitive information may be either public or confidential. It is information that requires a higher than normal assurance of accuracy and completeness.

Unauthorized Disclosure

The intentional or unintentional disclosure of confidential information to people inside and/or outside the CDCR who do not have authorization predicated on a "need to know" basis.

47090.5 Privacy Notice

As IM communications are inherently insecure (not protected by encrypted communications), all employees (including contractors, temporary employees, etc.) utilizing IM technology must exercise caution with regard to conversation content. Furthermore, IM clients do not provide sufficient authentication of the parties involved in the conversation. Subsequently, users are not assured that they are communicating with who they think they are (i.e., a user may not be who he/she is claiming to be). For these and other reasons, users of the CDCR's computer system assets, including, but not limited to IM clients, maintain no personal privacy rights with respect to content created, stored, received or sent from the CDCR's information systems. In accordance with the CDCR's Acceptable Use Policy, CDCR reserves the right to intercept, monitor, or record all information stored on its information systems and inspect activity to diagnose problems or identify security threats and/or violations.

47090.6 Acceptable Use

CDCR-provided IM is appropriate for informal business use only. Examples of this include, but may not be limited to, the following:

- When "real time" questions, interactions, and clarification is needed;
- For immediate response;
- For brainstorming sessions among groups;
- To reduce chances of misunderstanding.

Only minimal personal use (non-State business activity) of CDCR-provided IM is permitted, and it should not interfere with the legitimate business of the State.

Prior to sending an IM, verify the accuracy of the selected recipient to prevent unintentionally sending information to an unintended individual.

47090.7 Unacceptable Use

Employees and contracted staff are prohibited from downloading and using personal, consumer-grade IM software (e.g., AOL Instant Messenger, Yahoo!, Google Voice, etc.) to transmit messages on the CDCR network. Examples of unacceptable use include, but are not limited to, the following:

- Communication which violates local, state, or federal laws;

- Communication of sexually explicit material, jokes, rumors, gossip, or unsubstantiated opinions that could be misinterpreted as an official opinion of CDCR;
- Communication promoting harassment or illegal discrimination on the basis of race, gender, national origin, age, marital status, religion, or disability;
- Disseminating CDCR data to individuals without an authorized need to know;
- Sending or sharing of information for unauthorized purposes or to unauthorized individuals;
- Transmission of PII as defined in California Civil Code § 1798 which includes a person's first name (or initial) and last name in combination of a unique personal identifier such as a birthdate, driver's license number, financial account information or social security number;
- Transmission of personal information related to an individual's health status, including any information protected under the Health Insurance Portability and Accountability Act (HIPAA) or other applicable privacy statutes;
- Transmission of personal information related to an individual's education records which is protected under the Federal Rights and Privacy Act of 1974 (FERPA) or other applicable privacy statutes;
- Use of the CDCR IM system to distribute copyright-protected material such as photographs, graphics, music, and documents;
- Sending sports pool or other forms of gambling messages;
- Soliciting for non-CDCR sanctioned or sponsored activities, such as fundraising or items of a political nature;
- Investigatory or security documents;
- Information collected under the Evidence Code;
- Information contained in the Restricted DOM, Subchapter 55000;
- Documents pertaining to collective bargaining;
- Test questions pertaining to employment examinations;
- Documents pertaining to pending litigation;
- Network Infrastructure documents;
- Allowing access to inmates, wards or parolees, or sending messages on behalf of inmates, wards or parolees.

While using a minimal amount of CDCR resources for personal IM is acceptable, sending chain letters or jokes from a CDCR IM account is prohibited.

47090.8 Mass Messaging

Permissions to IM mass groups from a CDCR account must be approved in advance by the ISO on a case-by-case basis.

47090.9 Additional IM Usage Guidelines

Local operating procedures and guidelines may apply to IM content and handling. These local guidelines and procedures are in addition to the IM policy and may not be in conflict with or contradictory to the policy.

47090.10 Instant Messaging Retention

All sent and received IMs from the department's IM system will have a retention period of 3 years. Items archived into a user's personal folders do not have a mandated retention period. This policy guideline covers only information that is either stored or shared via the CDCR IM system, including file attachments. This policy establishes retention parameters to effectively capture, manage, and retain IM messages. This policy applies to all CDCR employees.

When litigation is pending or threatened against the CDCR or its employees, the law imposes a duty upon the CDCR to preserve all documents and records that pertain to certain issues. A litigation hold directive overrides any retention policy until the litigation hold has been cleared. IMs for employees that have been placed on litigation hold must be retained by the CDCR until the litigation hold is explicitly released.

47090.11 Recovering Deleted Instant Messaging via Backup Media

In order to restore IM operations in the event of a catastrophic failure of the CDCR's IM system, all IM is archived to backup tapes from the email servers and is moved offsite. The CDCR will not restore an individual's IMs from the offsite backup tapes.

47090.12 Enforcement

Failure to comply with this policy and associated policies, standards, guidelines, and procedures may result in disciplinary action up to and including dismissal from state service for employees or termination of

contracts for contractors, partners, consultants, and other entities. Legal action also may be taken for violations of applicable regulations and laws.

47090.13 Deviation from Policy

CDCR staff, contractors, volunteers, and agents operating on behalf of CDCR must comply with all applicable policies rules, standards, procedures and guidelines. Any variation to this policy and to risk acceptance policy applies to instances where the cost to remediate a non-compliant system exceeds the cost and the risk of remaining non-compliant.

Any deviations to policy requests are reviewed and analyzed by the ISO, and if the request creates significant risks without compensating controls, it will not be approved.

All approved deviations to policy requests will have an expiration date and must be reviewed prior to that date to ensure that assumptions or business conditions have not changed, and be reapproved if the deviation policy is still valid.

47090.14 Revisions

The Director, EIS, or designee shall be responsible for ensuring that the contents of this Article are kept current and accurate.

47090.15 References

Government Code §§ 6250-6265.

California Department of Corrections Code of Regulations, Title 15 § 3261.2.

California Senate Bill §1386

Civil Code, Information Practices Act § 1798.

California State Administrative Manual § 5320.5.

California Penal Code §§ 13100-13104.

California Civil Codes § 17.

ARTICLE 37 — CLASSIFICATION TRACKING SYSTEM

Revised April 16, 1993

47100.1 Policy

It is the policy of the Department to adhere to the provisions of PC 2081.5 which require that the Department maintain complete and accurate case records on all prisoners in its custody. Each case record file shall include all information received by CDC from courts, probation departments, sheriff and police departments, DA offices, the State DOJ, the FBI, and other pertinent agencies and persons.

The Classification Tracking System (CTS) was developed to automate the paper-flow process associated with classifying and maintaining a complete (classification) history of an inmate.

47100.2 Purpose

The purpose of this policy is to establish and fix responsibility and accountability for management of CTS.

47100.3 Responsibility

Overall responsibility (e.g., security, data integrity, QA, QC) for CTS lies with the CDC Director and Chief Deputy Director. Delegated responsibility resides with OISB, and with management, supervisory, and end user personnel for units that utilize the applications residing on CTS.

As custodian of the system, ISD is responsible for application hardware, software support, and maintenance of the system.

47100.4 Classification Tracking System-- Overview

CTS is a batch processed, centralized inmate classification system supported by the Teale Data Center. CTS contains a complete historical record of all classification information for all inmates and parolees under CDC jurisdiction.

Facility staff shall forward a copy of each CDC Form 839, Initial Classification Score Sheet, and CDC Form 840, Reclassification Score Sheet, to OISB for data entry. TSS reviews all classification documents, coordinates data entry with the agency providing the key entry contract service, and acts as liaison with ISD on the weekly update of the system. TSS and facility classification staff conduct regular joint OISB/facility data reviews to maintain the accuracy and integrity of CTS data. In addition, TSS provides CTS QC training, coordinates requests for changes and improvements to the data system, and responds to requests for classification data from facilities, parole regions, headquarters, and outside agencies.

The Estimates and Statistical Analysis Section uses CTS information to generate monthly summary reports and semiannual reports on inmate classification scores, classification levels, and projected bed needs by classification level. Summary information is extracted from CTS for use in planning and decision making in the Department and by control agencies. Projected bed need information is used by the Department for budgeting and planning new prison construction. CTS information is also used to answer requests from Department staff and others on

various characteristics of inmates, such as the number of felons with holds, special category needs, or military service.

Requests for specialized reports and other offender information shall be addressed to TSS in OISB.

47100.5 Revisions

The Chief, ISD, or designee shall be responsible for ensuring that the contents of this section are kept current and accurate.

47100.6 References

PC § 2081.5.

ARTICLE 38 — ELECTRONIC MAIL

Effective July 1, 2013

47110.1 Policy

The California Department of Corrections and Rehabilitation (CDCR) maintains an e-mail system to facilitate business communications and assist employees in performing their daily work activities. This policy outlines the approved use of CDCR e-mail and does not supersede State or federal laws or any other agency policies regarding confidentiality, information dissemination, or standards of conduct.

- The State reserves the right to monitor and/or keep a record of all e-mail communications without prior notice.
- Employees should have no expectation of privacy in the use of CDCR e-mail systems or in anything they store, send or receive on the CDCR's e-mail system.
- The contents of e-mails properly obtained for discovery or management purposes may be disclosed without the permission of the user who created the message.
- E-mail shall be treated as business records that shall be retained and can be used as evidence in litigation, audits, and investigations.
- E-mail may be subject to various types of access requests, including, but not limited to, requests for records under California Government Code (GC) section 6250 et seq.

High Risk Confidential Information (HRCI) shall not be transmitted using e-mail without CDCR approved encryption being applied. Any exclusions or modification to this requirement must be approved in writing by the Information Owner and/or the Information Security Office (ISO).

47110.2 Purpose

It is the goal of the CDCR to ensure e-mail communications are being created, maintained and retained consistent with CDCR policy and state and federal laws. The purpose of this policy is to detail the standards relating to the use of e-mail on the CDCR network and is intended to:

- Protect CDCR information.
- Describe privacy considerations when using the CDCR e-mail system.
- Outline the acceptable usage rules when using the CDCR e-mail system.
- Maintain availability of the CDCR e-mail system to sustain critical business operations.

Proper e-mail usage and security is a team effort involving the participation and support of every CDCR employee. It is the responsibility of every computer user to know these guidelines, and to conduct his/her activities accordingly.

This document is not all-inclusive, and the ISO has the authority and discretion to appropriately address any unacceptable behavior and/or practice not specifically mentioned herein.

47110.3 Scope

This policy covers appropriate use and retention of the CDCR provided e-mail and applies to all employees, vendors, volunteers, and agents operating on behalf of the CDCR.

47110.4 Access to E-mail

CDCR staff may be provided an ID for access to e-mail on the CDCR Network. All access to e-mail shall be protected by password, and all policies pertaining to the use and protection of passwords shall apply. No generic or group access to an ID shall be used. A "group mailbox" is acceptable as long as each individual in the group has his/her own ID and password. If you require someone in addition to yourself to access

or monitor your e-mail, establish a rule to forward/copy your mail to another's CDCR mailbox or add them as a delegate. Sharing a password for any reason is prohibited.

47110.5 Acceptable Use

The e-mail system is provided for official CDCR business. Using e-mail in an inappropriate manner may result in the loss of e-mail privileges and/or disciplinary action. Examples of appropriate use of the CDCR e-mail system include, but are not limited to, the following:

- Scheduling, coordinating, and documenting business meetings and/or assignments.
- Notifying CDCR personnel of changes in work policies and/or work procedures after the appropriate approval process has been completed (shall be followed up in writing).
- Transmitting and/or sharing non-HRCI work related material, including documents, files, reference material, and links to Internet sites.
- Sending and receiving business related Internet mail.
- Notifying employees of CDCR sanctioned employee events including, but not limited to, the Medal of Honor ceremony, United California State Employees Campaigns, and similar approved activities.
- Scheduling appointments including personal appointments and lunch breaks on an electronic calendar.
- Creating or sending notes or messages of a predominantly personal nature, or for personal use, shall be kept to a minimum.

47110.6 Unacceptable Use

Examples include, but are not limited to, the following:

- Using the system to discuss, distribute, or share HRCI without CDCR approved encryption controls.
- Reviewing, receiving, and/or intercepting the electronic communications of another employee without express, advance authorization by the employee or their management.
- Logging on with a user ID and password other than your own.
- Copying or routing notes, messages, documents, or memoranda to individuals who are not involved in the relevant work project or who otherwise have no business related interest in the subject matter of the note, message, document, or memorandum.
- Except as otherwise provided in this policy, reading e-mail of another employee without his/her knowledge and consent.
- Sending sports pool or other forms of gambling messages.
- Using e-mail for any unlawful or illegal endeavor.
- Soliciting or advertising for non-CDCR activities, including fundraising or items of a political nature.
- Allowing access to inmates, wards or parolees, or sending messages on behalf of inmates, wards or parolees.
- Transmitting profanity, obscenity, threatening language, gossip, or derogatory remarks.
- Distributing jokes, poems, chain-letters, or other non-business related material.
- Chain letters and e-mail containing religious, humorous, and political messages are forbidden. E-mail that contains promises, hoaxes, or threats shall not be distributed. Receipt of such e-mail should be reported to management. Forwarding of non-CDCR e-mail is forbidden. It is recognized that recipients cannot control in-coming mail.
- E-mail shall be free of offensive or unlawful material, including slanderous, discriminatory, sexual, pornographic, profane, or revolutionary content. This prohibition applies to e-mail attachments and to the content of Internet sites referenced or linked from e-mail. Displaying, printing, disseminating, or possession of such material may be reason for disciplinary action. The exception to this policy is any material regarding subject matter that may otherwise be considered objectionable that is required for specific work-related purposes may be sent or attached to an e-mail when the material is being sent to a limited number of specified individuals, and not to be sent to group e-mail lists or broadcast statewide.
- Use of the CDCR e-mail system to distribute copyright-protected material such as photographs, graphics, music, documents, etc., without the expressed consent of the copyright holder constitutes a copyright violation, and may result in disciplinary action.

Restrictions on the use of e-mail wallpaper and stationary will be left to the discretion of each Hiring Authority.

47110.7 Privacy and Confidentiality

All CDCR e-mail is considered property of CDCR and may be subject to inspection, investigation, Public Records Act (PRA) requests, and/or litigation. Employees, contractors and consultants have no right of privacy with respect to information or messages sent using state-owned equipment and/or resources. E-mail is not private and is subject to monitoring with or without notice.

47110.8 Confidential and Sensitive Information

Certain types of information maintained by the CDCR are confidential and protected by State and federal law. The use of e-mail to send confidential information should be limited to an as needed basis. Never type the information in the body of the e-mail, and never send a password or decryption key in the same e-mail. Unless the file is encrypted or password-protected, it can be read by others and, therefore, is not considered private communication.

Following is a list of the types of information defined as HRCI that shall not be included in e-mail or attached to an e-mail, unless the e-mail and/or attachments are encrypted:

- Personally identifiable information such as a person's name in conjunction with the person's social security number, credit or debit card information, individual financial account, driver's license number, state ID number, or passport number, or a name in conjunction with biometric information;
- Personal health information such as any information about health status, provisions of health care, or payment for health care information as protected under the Health Insurance Portability and Accountability Act of 1996 (HIPAA);
- Correctional Offender Record Information as defined in California Penal Code sections 13100-13104;
- Information that if disclosed would reveal vulnerabilities to, or otherwise increase the potential for an attack on, an information technology system of a public agency as specified in GC section 6254.19. Examples include but are not limited to firewall and router configuration information, server names and IP addresses, and other system configuration details;
- Any documentation of information which contains information or data within any Gang Database as defined in the CDCR Department Operations Manual (DOM) sections 52070.22-52070.24;
- Records of investigations, intelligence information, or security procedures as specified in GC section 6254(f); this includes but is not limited to information identifying confidential informants and security procedures contained in DOM section 55000.
- Personnel, medical, or similar files, the disclosure of which would constitute an unwarranted invasion of personal privacy protected under GC section 6254(c) or the Peace Officers Bill of Rights under GC section 3300 et seq.

Encrypted e-mail must be used when HRCI information is sent to non-CDCR e-mail addresses by placing the keywords of "CDCR Encrypted Message" into the subject line of the e-mail without the quotes. This method should be used only when transmitting HRCI, confidential, or sensitive data.

Prior to sending any e-mail, verify the accuracy of the recipient's e-mail address to prevent unintentionally sending it to an unauthorized individual. Once an e-mail is sent outside the Department, it cannot be recalled and/or undone.

47110.9 Personal Information

Employees shall not seek out or use personal information maintained by the CDCR for their own private interest or advantage. Personal information shall not be transmitted in e-mail or as attachments to e-mail without appropriate encryption controls.

47110.10 Unsolicited E-Mail

Unsolicited e-mail may carry viruses. If the sender's identity and intent cannot be verified, such e-mail should be deleted unopened. Unsolicited e-mail from unknown senders should always be deleted unopened. Do not open attachments or Internet links accompanying such unsolicited e-mail.

47110.11 Use of Global Distribution Lists

Use of the global distribution list should be limited to departmental, State, or national emergencies, and information from executive levels or program areas that affect all employees. Distribution of information not required by all employees shall be limited to the affected work groups or physical locations.

47110.12 E-Mail Administration

Enterprise Information Systems (EIS) shall perform all administration functions including, but not limited to, establishment of server mailboxes, system-wide filters, and virus scanning functions. EIS shall determine the disk space required to ensure correct functionality of the e-mail system.

47110.13 E-Mail Virus Protection

EIS shall manage the virus protection program for all workstations, servers, and network devices. All workstations connected to the CDCR Network or that are Internet accessible shall have the most current Virus Protection software, determined by the EIS. CDCR Network workstations shall be configured to automatically update the virus protection software. Staff shall not disable or turn off this feature. Distribution of virus-laden e-mail may result in performance degradation of the CDCR network and the removal from the network of the workstation(s) from which the infected e-mail is sent.

47110.14 Local E-Mail Usage Guidelines

Local operating procedures and guidelines may apply to e-mail content and handling. Local guidelines and procedures are in addition to this e-mail policy and may not be in conflict with or contradictory to this policy.

47110.15 Electronic Document Management

The CDCR is committed to ensuring that all departmental electronic documents, including e-mail messages used by staff in the course of their employment, are retained efficiently and in compliance with the Records Management Act, GC section 14740, et seq.

47110.16 E-Mail Retention

E-mail messages are official records and are subject to State, federal and CDCR rules and policies for retention and deletion. The E-mail Retention Policy defines how long information sent or received by e-mail should be retained. These policy guidelines cover only information that is either stored or shared via e-mail, including e-mail attachments. This policy establishes retention parameters to effectively capture, manage, and retain e-mail messages. All e-mail (e.g., administrative correspondence, fiscal correspondence, general correspondence) is subject to this policy. This policy applies to all individuals using the CDCR e-mail system. All sent and received e-mail from the department's e-mail system shall be retained for a period of three years.

When litigation is pending or future litigation is reasonably probable, the law imposes a duty upon CDCR to preserve all documents and records that pertain to certain issues. A litigation hold directive overrides any retention policy until the litigation hold has been cleared. E-mail for employees that have been placed on litigation hold must be retained by CDCR until the litigation hold is released or 3 years have passed, whichever occurs later.

47110.17 Enforcement

Failure to comply with this policy and associated policies, standards, guidelines, and procedures may result in disciplinary action up to and including dismissal from State service for employees or termination of contracts for contractors, partners, consultants, and other entities. Legal action also may be taken for violations of applicable regulations and laws.

47110.18 Deviation from Policy

CDCR staff, contractors, volunteers, and agents operating on behalf of CDCR must comply with all applicable policies rules, standards, procedures and guidelines. Variations and exceptions to this policy will be based on instances where the cost to remediate non-compliant systems exceeds the cost and the risk of remaining non-compliant. Deviations to policy requests are reviewed and analyzed by the ISO, and if the request creates significant risks without compensating controls, it will not be approved.

All approved deviations to policy requests shall have an expiration date and must be reviewed prior to that date to ensure that assumptions or business conditions have not changed, and be reapproved if the deviation policy is still valid.

47110.19 Revisions

The Director, EIS, or designee shall be responsible for ensuring that the contents of this Article are kept current and accurate.

47110.20 References

Government Code §§ 6250-6265.
California Code of Regulations, Title 15 § 3261.2.
California Labor Code § 92.
Civil Code, Information Practices Act § 1798.
California State Administrative Manual § 5320.5.
California Penal Code §§ 13100-13104.
California Civil Codes § 17.

ARTICLE 39 — STATEWIDE ACCOUNTING AND REPORTING SYSTEM*Effective November 30, 1992***47120.1 Policy**

It is the policy of the Department to use the California Statewide Accounting and Reporting System (CALSTARS) to perform program cost accounting, provide financial information for management, and help standardize the State's accounting process.

47120.2 Purpose

CDC uses CALSTARS in order to:

- Provide timely, accurate, and meaningful financial information.
- Streamline user access to accounting information, and the processing of accounting transactions.
- Provide financial information reports for management purposes.
- Satisfy legal requirements of accounting for the State's resources at the Department and facility level.
- Have the capability to meet the State's reporting requirements.

47120.3 Responsibilities

The DOF has overall responsibility to maintain and enhance the capabilities of the CALSTARS system.

Operational and financial responsibilities for CALSTARS have been delegated to the fiscal officers at CDC facilities. These fiscal officers shall ensure the following:

- Accounting staff understand CALSTARS' accounting process.
- All financial data entered into CALSTARS' system are accurate and entered in a timely manner.
- CALSTARS' reports are reviewed for accuracy.
- Management is provided with accurate financial data.

The Accounting Systems Section is responsible for:

- Assisting, resolving, and making recommendations regarding CALSTARS' system problems.
- Monitoring CALSTARS' operations at each facility's accounting office.
- Installation and implementation of CALSTARS systems for new facilities.
- Providing detailed CALSTARS accounting training.

Security

In order to operate CALSTARS, designated personnel within the Department shall be provided with the ability to access the system through CALSTARS terminals within the Department. Each accounting office shall designate an individual as the security officer. This individual may be the person in charge of accounting, or an individual at a higher level. The security officer is required to:

- Complete CALSTARS Form 95, Security Form, to assign each designated person a user identification name. In the completion of this form, the individuals are assigned access only to those areas that affect their particular job responsibility. This form shall be submitted to the CALSTARS EDP section of DOF in a sealed envelope marked "confidential."
- Complete and submit a CALSTARS Form 98, Signature Sheet, to CALSTARS EDP Section at the DOF.
- Ensure that there is proper separation of duties within the Department, as required by the SAM 8080.1.
- Complete CALSTARS Form 95 to add, change, or delete records in the security file as changes occur.
- Maintain a listing of all departmental personnel assigned to CALSTARS user identification. A listing of CALSTARS' users by the Department is available by special request from the DOF.

47120.4 Overview of California Statewide Accounting and Reporting System

CALSTARS is a comprehensive and flexible system that has been designated to satisfy most of the accounting and reporting requirements of the Department. Listed below are the accounting functions CALSTARS performs.

Appropriation Accounting

Encompasses controlling the financial activity of the Department at the level specified in the budget act and by other pertinent legislation. The primary objective of appropriation accounting is to assist the Department by ensuring that expenditures stay within legal limitations.

Allotment Accounting

Encompasses two functions: first, to prevent expenditures from exceeding certain budget allotments; second, to help monitor internal budgets established to report on Department operations.

Budget Preparation Support

Provides historical data needed for budget preparation.

Encumbrance Accounting

Provides accountability of each encumbrance document, safeguards against the over-expenditure of funds, and tracks the status of each encumbrance document and any related actions against it.

Claim Processing/Disbursements

Provides automated support in the preparation and processing of claim schedules for payment to vendors.

Obligations/Accounts Payable

Facilitates the reporting of obligations incurred. Each obligation can be tracked by document number.

Receipt Accounting

Classifies and records all monies received by the Department.

Accounts Receivable

Maintains information on accounts receivable to assist in tracking amounts due to the Department.

Office Revolving Fund

Provides data to support the revolving fund operation by tracking individual advances, and by providing the ability to account for and report on all of the assets, liabilities, and transactions of the revolving fund.

Federal Grant Accounting

Provides detailed cost accounting for each individual grant.

General Ledger Accounting

Maintains separate general ledger accounts to indicate balances of the various types of assets, liabilities and residual nominal accounts.

Cost Accounting/Cost Allocation

Provides automated assistance in the allocation of indirect costs to programs.

Labor Distribution

Provides personnel costs to programs through the State Controller's payroll interface tape.

Report/Retrieval

Provides standard financial reports and has ad hoc reporting capability.

47120.5 Revisions*Revised April 16, 1993*

The Chief, ISD, or designee shall be responsible for ensuring that the contents of this section are kept current and accurate.

47120.6 References

SAM § 8080.1.

ARTICLE 40 — DISTRIBUTED DATA PROCESSING SYSTEM*Revised April 10, 1993***47130.1 Policy**

It is the policy of the Department that the DDPS be used by facilities to efficiently maintain specified inmate information. This on-line, integrated information system has been established at the facilities to allow information sharing among multiple users within each facility.

47130.2 Purpose

The purpose of this policy is to describe DDPS and provide requirements for its use, thereby assisting facility staff to maintain a more efficient and secure environment in facilities.

47130.3 Responsibility Within DDPS

Wardens have direct responsibility for the use of DDPS at facilities, and responsibility is delegated to staff who use DDPS applications. Such responsibility includes ensuring the security of the system, and the integrity and accuracy of its data.

Users input information into the DDPS and, in return, are able to access the pooled information data base of the system. Since multiple users access the data base, there is an increased importance for entered information to be timely and accurate since it is relied upon by users throughout the Department.

The facility AISA is responsible for on-site support of DDPS users. This includes user log-on, security, trouble-shooting, producing ad hoc reports using INFORM, personal computer download activities, and headquarters liaison activities. The AISA provides assistance and training to users of the system. Additional training and assistance may be arranged through ISD.

DDPS issues that cannot be resolved at the facility or through ISD should be directed to the Deputy Director, ID.

QA and QC are ongoing concerns. ISD has established controls to ensure the accuracy of technical aspects of DDPS. Periodic monitoring and audits have been established to ensure that QC requirements are met, and assistance is provided to eliminate deficiencies within specified time frames.

47130.4 System Overview of DDPS

DDPS is a system comprised of one or more minicomputers operating in each facility and connected to minicomputers in headquarters by a wide area communications network. Four major applications reside currently on the DDPS. In addition to the requirements of this section, use of each application shall meet general operating specifications regarding policy, purpose, responsibility, QA, and QC.

The four DDPS applications are:

Inmate Roster System

The Inmate Roster System is the basis for DDPS and is, therefore, critical for the maintenance of all other DDPS applications. The roster is designed for use by control room staff and provides an automated means for tracking inmate location. This application allows any authorized user to request reports or make inquiries regarding any inmate or housing unit in the facility.

Inmate Roster Record

An Inmate Roster Record is created the first time an inmate is admitted. At that time, control room staff enter the inmate's full name, date of birth, ethnicity, arrival date, and location from which the inmate arrived. Once the inmate is admitted, the user must enter only the inmate's CDC number and the first five characters of the last name to enter a movement transaction. Reports on inmate movement may be generated within this application. The Automated Daily Movement Sheet is designed to assist control room staff in their use of the CDC Form 117, Daily Movement Sheet.

In addition to the inmate roster, this application maintains a roster of the housing structure and beds at each facility. Control room staff may use this information to readily identify vacant beds, the identity of the inmate in each bed, and beds that are being held for inmates on temporary leave from the facility (e.g., out to court for the day, in a local hospital). Bed vacancy and empty bed reports may be produced in this application to assist control room staff with the running count process.

Although the inmate roster was designed to serve the needs of control room staff, it has proven to be highly beneficial to other functional areas of the facility. Mailrooms have replaced their card systems with query terminals, and many visitor control areas use either terminals or housing reports to locate inmates within the facility. The inmate assignment office uses the information to make appropriate job assignments. Facility staff can request the preparation of special reports by their AISA using "INFORM" or by ISD using ad hoc reporting capabilities.

Responsibility

The Control Room Sergeant is responsible for data integrity and security of this application.

Time Collection System

The Time Collection System automates the data entry portion of updating the OBIS work time credit database. The CDC Form 191, Inmate Timecard, is scanned using a Sentry 4000 Optical Scanner. The scanned timecard information is sent to a file on the DDPS at each facility; the file is transferred nightly to Teale Data Center; data is validated; and the OBIS database is updated.

Responsibility

The CCRM is responsible for data integrity and security.

Inmate Classification System

The Inmate Classification System tracks the results of inmate classification hearings and contains certain descriptors critical to other functional areas of the facility. The privilege group determines an inmate's eligibility for canteen draw, visiting, and other inmate activities. Additionally, the inmate classification system tracks hearing dates and provides a "tickler" to notify counselors of upcoming hearing responsibilities.

Inmate Classification System information is entered after the initial inmate record is created. It is imperative to enter data during or immediately following hearings so that staff have up-to-the-minute information about a inmate's custody level and classification score, thus assisting subsequent program decisions.

Responsibility

The CC-II/III is responsible for data integrity and security.

Inmate Assignment System

The Inmate Assignment Application tracks inmate job assignments and inmate job waiting lists. It contains descriptive information about each job, including pay grade, dictionary of occupational titles code, Inmate Work Training Incentive Program code, assignment beginning date, job status, work location, site phone number, work schedule including regular days off, the name of the inmate holding the job if assigned, and any restrictions or special job requirements.

When assigning an inmate to a job or a waiting list, this application uses the Inmate Roster Record (including classification information) to draw custody level and suffix, work group, ethnicity, administrative determinants, work qualifiers, and housing data.

Information entered by the assignment lieutenant updates the inmate roster clearance regarding food handling, gate clearance, and other clearances. The Inmate Assignment System maintains a inmate's current work and waiting list status. Job history records provide information (including dates) about all previous jobs held by an inmate in that facility. Location records provide ethnicity counts to assist in maintaining an ethnic balance. Transportation records contain assignment information used for the daily movement sheet.

Responsibility

The Inmate Assignment Lieutenant is responsible for data integrity and security.

Inmate Trust Accounting System

PC 2085 and 5057 require that the Department establish, as necessary, an accounting and auditing system to accurately account for all inmate money and property. The Inmate Trust Accounting System is designed to:

- Replace outdated bookkeeping machines.
- Automate the bookkeeping functions in the facility's trust office.
- Account for all inmate monies held in trust by the Department. Each facility uses the inmate trust account system to perform trust accounting functions.

This application uses information provided by the Inmate Roster System to identify inmates who have just arrived, transferred out, transferred in, or have been paroled or discharged. For each new arrival, the Inmate Trust Accounting System establishes a trust account in which monies shall be held and deposits and withdrawals posted. An inmate's record is updated when the inmate leaves the facility to reflect the new location so that account information and funds can be transferred.

The Inmate Trust Accounting System produces monthly statements of account, a general ledger, accounts payable, accounts receivable, a daily balance sheet, audit reports, and preprinted canteen cards.

Responsibility

The Trust Officer is responsible for data integrity and security.

47130.5 Revisions

The Chief, ISD, or designee shall be responsible for ensuring that the contents of this section are kept current and accurate.

47130.6 References

PC §§ 2085 and 5057.

ARTICLE 41 — DEPARTMENTAL WORKGROUP COMPUTING POLICY

Revised March 21, 1997

48010.1 Policy

This document is the formal definition of the Department policy regarding the acquisition and use of workgroup computing technologies, including portable, stand-alone, and networked microcomputers, electronic mail, Internet and Intranet access, connectivity, and Web pages. It is CDC's policy that these technologies be used to:

- Increase employee and workgroup productivity.

- Enhance the sharing and distribution of departmental information, both within CDC and to external entities.
- Enhance overall departmental communication.
- Reduce the overall departmental operating costs by strategically deploying standard workgroup technologies at all levels of the organization.

48010.2 Purpose

The purpose of this policy is to establish standards and responsibilities for the acquisition, use, and management of workgroup computing within CDC. Specifically, the policy is intended to:

- Promote the identification of cost-effective opportunities for using workgroup computing technologies to support the accomplishment of the mission and program objectives within CDC.
- Ensure that the use of workgroup computing technologies is consistent with CDC's SISP, tactical plans, or other management plans.
- Ensure that existing CDC and State information technology infrastructure standards are met, and that individual workgroup computing activities do not preclude the implementation of other departmental applications on the same configuration.
- Establish policy structures, levels of approval, and accountability to define the appropriate use, acquisition, and support (maintenance and training) of workgroup computing technologies, including electronic mail functionality and Internet access.
- Ensure that the integrity and security of automated files, ITS, and program operations are not jeopardized by the use of workgroup computing activities, including connection to external networks (Internet).
- Establish acceptable use standards for departmental employees using workgroup computing technologies, including portable and desktop systems, electronic mail, and Intranet and Internet connectivity.
- Establish appropriate policy structures for departmental information that is electronically provided by CDC for public access by the Internet.
- Establish appropriate policy structures for the publication of departmental information that is electronically provided internally to CDC by the Intranet.

48010.3 Scope, Definitions, and Exclusions

This section defines the scope and definitions for the workgroup computing policy and the automated technologies that are excluded from this policy.

48010.3.1 Scope

The scope of this policy deals with the appropriate use, approval, and acquisition of off-the-shelf workgroup computing technologies within CDC to increase the productivity of individuals and groups of employees working in the same programmatic function. This policy is for the benefit of employees only and cannot be used to acquire equipment for the exclusive use of inmates.

A workgroup is a group of employees performing the same programmatic function. A programmatic function within CDC can be defined either by commonality of organizational structure or work objectives. For the purposes of this policy, accounting, personnel, and business services could each be considered a programmatic function. A correctional institution or parole region could also be considered a workgroup performing the same function, i.e. managing groups of inmates or parolees.

This policy supports the SAM 4989.1 which promotes the deployment of workgroup technologies to increase the overall efficiency of State organizations. The workgroup computing approach focuses on the deployment of proven "off-the-shelf" hardware and software systems and the interconnection of these systems. This policy also promotes the development and maintenance of consistent computer and network services and standards to ensure that life cycle support is minimized for all workgroup computing technologies.

The following are included as workgroup computing technologies:

- Commercial productivity software for such functions as word processing, spreadsheet analysis, time management, presentation

graphics, Internet connection, remote communication access, workgroup file management, and electronic mail connectivity.

- Special purpose software applications, such as accounting or dietary management software, that are off-the-shelf productivity systems for an identified departmental workgroup.
- Portable and desktop systems based on microcomputer hardware and operating system.
- Full network server configurations to interconnect workgroup computing systems and provide standard electronic mail and Intranet capabilities.
- Necessary networks and communication devices to interconnect workgroup computing systems to facilitate internal and external communications and the sharing of information. The use of modems within CDC is limited to the requirements defined in DOM 48020, Departmental Modem Policy. While the acquisition of these devices can be considered part of a workgroup computing solution, additional levels of approval and justification within CDC organization are needed. Please see the referenced policy.

The policy and the processes that are defined herein are consistent with the overall strategic directions and tactical initiatives that exist in CDC for support of major program areas.

48010.3.2 Definitions

A glossary of terms has been provided in DOM 41010 EDP General Information. The list of terms conforms with the definitions of terms provided in the SAM 4989.1.

48010.3.3 Exclusions

SAM 4989.1 places limits on the applicability of the workgroup computing policy within a State organization. Any single workgroup computing request must be consistent with, and not exceed, the cost delegation level assigned to CDC, as stated in SAM 4819.34.

Any acquisition, maintenance, or support of workgroup computing requests that require a budget augmentation or that qualifies as an Advanced Technology Project, SAM 4821 through 4821.8, is not covered by the workgroup computing policy. However, it is permissible to use this policy to acquire equipment that is the normal workgroup complement of equipment (hardware and software) for new positions funded through a budgetary augmentation. More specifically, the policy **does not** apply to the following:

- Critical Applications. These are defined as acquired or developed applications that, if they were not available, even for short periods of time, would cause the State or CDC a significant negative impact regarding:
 - The health and safety of the public, State employees, or inmates.
 - The fiscal or legal integrity of State operations.
 - The continuation of essential departmental programs.
- Department Databases. These are systems that involve the creation and maintenance of files or databases that serve more than a single workgroup within CDC, or where a single workgroup constitutes CDC.
- Uploading of Data Files. Requests cannot include support applications involving the uploading of data to databases used by persons outside of the workgroup. Word processing, electronic mail, and Internet files are not considered data files for the purpose of this policy and as such are part of workgroup computing.
- Computer Programming. Acquiring computing technologies, where the proposed system is dependent on program design, coding, and ongoing programming support to develop and maintain the system, are not part of workgroup computing. Both procedural languages used to create database applications, and compilers used to compile procedural language routines, are considered elements of computer programming and are excluded from this policy. The creation of macros within a productivity software system and/or simple program instructions to run file management reports and queries as part of or by additional software packages, are **not** considered computer programming and can be part of a workgroup computing solution. The use of file management products, to manage information limited to a single workgroup, is allowed under this policy, so long as the file management functions are done through the use of menus and other pre-designed tools provided with the software package.
- Terminal Emulation. Acquiring computing technologies, for the sole purpose of emulating or replacing a computer terminal does not qualify as workgroup computing. While the use of microcomputer systems in a terminal emulation mode is not prohibited, such use alone does not constitute justification for acquisition of microcomputer commodities.
- Specialized or Single-Purpose Systems. Acquiring specialized, single-purpose desktop configurations, such as computer-aided design systems, desktop publishing systems, programmer workbench systems, or artificial

intelligence systems does not qualify as workgroup computing. However, software-based applications on a general purpose personal computer may be covered by the workgroup computing policy. For example, desktop publishing employing word processing, graphics, and page layout software packages on a general purpose personal computer falls within this policy. Desktop publishing employing a specialized computer system that has been developed and marketed for the sole purpose of doing desktop publishing, does not.

Units wishing to initiate information technology projects that are not covered by the workgroup computing policy shall follow the procedures for planning and justifying such projects as specified in SAM 4819.3 through 4819.39.

48010.4 Responsibilities

The various areas of responsibility under the workgroup computing policy are summarized in the following sections.

48010.4.1 Department Management

As defined in the SAM 4841.1, the Director has ultimate responsibility for information technology, security, and risk management. The Director has the ability to delegate by policy, procedure, or written notification these responsibilities to other individuals in CDC. The specific requirements for the Director or his designee are to ensure that CDC has:

- A current information management strategy and a current or planned information technology infrastructure description on file, and that the workgroups computing acquisitions and usage are consistent with these strategies.
- Processes to safeguard workgroup computing systems and the information generated and transmitted by these systems.
- The necessary policies and procedures for the technical network support activities, including installation, configuration, problem-determination, maintenance, backup, recovery, and all other activities, which would be in addition to those normally associated with stand-alone personal computers.
- The necessary policies and procedures to provide support and services for access to the Internet, Intranet, and electronic mail systems and servers including installation, configuration, problem-determination, maintenance, backup, recovery, security, and all other activities, which would be in addition to those normally associated with networks and communication systems.

The method in which the Director of CDC will ensure compliance with these responsibilities, is summarized in the remainder of this section.

48010.4.2 Assistant Director of Communications

The Assistant Director of Communications within CDC has responsibility for developing policies, guidelines, and procedures to ensure the appropriate disclosure and protection of departmental information when being transmitted outside and/or accessed from outside of the organization. Since one of the primary purposes of workgroup computing is to improve the method of electronic communication, the Assistant Director of Communications, by delegation of the Director, is responsible for ensuring that the workgroup computing policy conforms with departmental communication policies.

Responsibilities of the Assistant Director of Communications:

- Develop and maintain standards for Internet Web pages within CDC to define the “look, feel, and content” of such pages. This scope does not include Intranet Home page standards or Intranet/Internet Web sites.
- Review and comment on all workgroup policies and procedures that allow for the electronic distribution of departmental information outside of the organization using workgroup computing technologies. (Approved information technology projects do not fall under these policies.)
- Provide assistance in the development of departmental training materials to ensure that users understand their responsibilities as they pertain to the electronic transmittal of information using workgroup computing technologies.
- Ensure that auditing and record keeping standards are not in conflict with the IPA monitored by the Assistant Director of Communications.

48010.4.3 Information Security Officer

The Information Security Officer within CDC has responsibility for developing policies, guidelines, and procedures to ensure the appropriate security and safety of information technology resources, including the systems and resident information. Since one of the primary purposes of workgroup computing is to improve the process for information distribution and communication both internal and external to the organization, the Information Security Officer by delegation of the Director, is responsible for ensuring that the workgroup computing policy is in conformance with departmental information security policies.

Responsibilities of the Information Security Officer:

- Review workgroup computing processes and request forms, CDC Form 1855, Workgroup Computing Justification, CDC Form 1855 B, Workgroup Computing Justification - Additional Modem Justification, and CDC Form 1856, Web Page Justification, to ensure that employees are given notification of security and auditing requirements and that security processes are being followed.
- Review and comment on workgroup policies and procedures that allow for the electronic access, retrieval, and storage of information on departmental workgroup computing systems to ensure that security requirements are being met.
- Provide assistance in the development of departmental training materials to ensure that employees understand their responsibilities as they pertain to the security of departmental information technology resources and information.

48010.4.4 ITS Management

The overall responsibility for the deployment and maintenance of information technology systems rests with ISD of the EC&ISD within the Support Services area of CDC. The ISD is responsible for the development and maintenance of CDC standards for workgroup computing technologies, with the exception of Internet Web page format and content, and the activities assigned to the Information Security Officer.

The ISD is responsible for the maintenance of the departmental networks, including the support of the infrastructure that interconnects departmental locations and provides remote access and connection to external entities. The ISD Data Center maintains the standards for CDC’s Intranet and Internet Web site and for the “look-and-feel” of departmental Intranet Home pages. Intranet or Internet Web pages developed by the users will be implemented on the Intranet or Internet Web servers by ISD staff. Intranet access and electronic mail systems are provided as part of the standard department network infrastructure and are included in the standards for all new network installations that will connect to the ISD departmental network.

Within this framework, ISD is integrally involved in workgroup computing to develop policies and procedures regarding the acquisition, use, and distribution of information. The ISD’s Data Center staff determines the information technology standards for hardware and software and provides the ongoing maintenance and support of the infrastructure and CDC’s Intranet and Internet access capabilities. The Workgroup Computing Coordinator, who administers the processes to support workgroup computing, is also part of ISD. The ISD also provides the technical expertise in terms of software systems and networking to implement the various workgroup computing requests and provides assistance in the initial configuration and deployment of a full workgroup computing solution.

48010.4.5 Departmental Workgroup Computing Coordination

Responsibility for workgroup computing coordination within CDC is assigned to the ISD, which maintain three primary functions to support workgroup computing:

- Workgroup computing information dissemination and acquisition support.
- Provide general technical and networking expertise and assistance.
- Maintain the departmental network, including the infrastructure, hardware and communication devices, Internet access services, Intranet connectivity, and electronic mail.

The Workgroup Computing Coordinator will perform the dissemination of information, oversight of acquisition activities, and maintenance of standards lists. Responsibility for technical assistance and review of workgroup computing configurations will be assigned to the Data Center, including approval of new network installations and remote access authorization, maintenance of the departmental network, Internet Web site, and Intranet and electronic mail capabilities. Technical assistance for individual workgroup computing requests can also be provided based on the specific requirements of the request.

Responsibilities of ISD’s workgroup computing coordination function are:

- Assist departmental management and individual departmental employees in the identification of opportunities for employing workgroup computing to improve personal and workgroup productivity.

- Provide overall interconnection of CDC using networks, remote access, and the Internet and Intranet by maintaining standards and offering set services as part of the departmental network.
- Assist in the justification of workgroup computing configurations, the specification of microcomputer and network commodities for workgroup computing, and the preparation of required documents.
- Coordinate the creation and maintenance of lists of CDC approved standard workgroup computing technologies.
- Review and approve individual workgroup computing technology acquisition requests.
- Assist in determining whether a workgroup computing configuration could support a proposed application in addition to its workgroup computing work.
- Maintain continuing liaison with departmental management to ensure that proposed workgroup computing implementations are:
 - Consistent with CDC's established strategy for information management, as described in CDC's SISP.
 - Preventing duplication of existing capabilities.
 - Not precluding the implementation of other departmental applications on the same configuration.
- Maintain the departmental network, Intranet and Internet Web sites, and access.
- Provide for backup procedures and disaster recovery processes that should be part of workgroup computing requests.

48010.4.6 Parole Automation Systems Unit, Institution, and Unit Computing Coordination

Responsibility for workgroup computing coordination within an institution or other departmental unit is assigned to the Computing Coordinator, usually an AISA. These coordinators perform key functions to support workgroup computing within their specific unit or institution. The Parole Automation Systems Unit performs these functions for P&CSD staff. The Computing Coordinators and Parole Automation Systems Unit assist with information dissemination and acquisition support and interface with ISD on workgroup computing requests. They also provide technical assistance and review workgroup computing configurations within their respective organizations. Additional technical assistance from ISD can also be provided based on the specific requirements of a workgroup computing request.

General responsibilities of the Computing Coordinators are:

- Assist institutions, unit management, and individual departmental employees in the identification of opportunities for employing workgroup computing to improve personal and workgroup productivity.
- Assist in the justification of workgroup computing configurations, the specification of microcomputer commodities for workgroup computing, and the preparation of required documents.
- Coordinate, review, and approve individual workgroup computing technology acquisitions.
- Assist in determining whether a workgroup computing configuration could support a proposed application in addition to its workgroup computing work.
- Maintain continuing liaison with CDC's ISD staff to ensure that proposed workgroup computing implementations are:
 - Consistent with CDC's established strategy for information management.
 - Preventing duplication of existing capabilities.
 - Not precluding the implementation of other departmental applications on the same configuration.

48010.4.7 Unit Supervisors

Unit supervisors are responsible for the work performed within their organization. This responsibility includes the access, use, and security of workgroup computing technologies and associated information. Workgroup computing technologies are considered a departmental resource and are assigned to staff based on justified need.

Responsibilities of the unit supervisor:

- Actively initiate and deploy workgroup computing technologies to improve the productivity and efficiency of their unit.

- Develop, review, and approve justifications for procurement of workgroup computing resources.
- Review and approve justifications for access to the Internet for purposes of information collection and communication external to CDC.
- Review and approve justifications to establish a Web site on either the Internet or Intranet for the distribution of departmental information, both internal and external to CDC.
- Supervise and approve the creation and updating of the content and format of Intranet or Internet Web pages.
- Ensure that all employees are trained in and aware of their responsibilities when using workgroup computing technologies, and that each employee has in their official personnel file a signed CDC Form 1857, Computing Technology Use Agreement.
- Ensure that employees use workgroup computing resources solely for assigned departmental activities appropriate to that workgroup.
- Initiate disciplinary action for employees who are inappropriately using workgroup computing technologies, up to and including termination of employment.

48010.4.8 Procurement

During the acquisition of workgroup computing technologies, a procurement process will follow and/or parallel the workgroup computing authorization process.

Responsibilities of Procurement:

- The necessary procurement documents are completed and the acquisition is completed in conformance with the PCC and departmental policies and procedures.
- Information technologies procurements have been authorized. For workgroup computing technologies, this means ensuring that the Workgroup Computing Coordinator has an approved CDC Form 1855 on file, and that the procurement documents have appropriately referenced this Form.

48010.4.9 Users

In an environment that encourages workgroups to make use of computing technologies to increase work efficiency and performance, the users become responsible for more than just a computer on their desk. They are members of a wider community of interdependent users and need to be respectful of other departmental users and safeguard the information that might be shared on these systems.

Responsibilities of Users:

- Understand and follow the acceptable usage guidelines for workgroup computing resources listed in DOM 48010.5.
- Seek guidance in areas for which policy and procedural clarification is needed.
- Participate in necessary training to further ensure the productive use of workgroup computing tools.

48010.5 Acceptable Uses and Ethics

The effectiveness of the departmental computing environment and shared information resources depends on the responsible behavior of all authorized users, managers, and administrators of these resources. Along these lines, guidelines are used to determine acceptable uses.

The CDC reserves the right to monitor and/or log all network activity, including electronic mail, with or without transaction-by-transaction notification, and therefore, users should have no expectation of privacy in the use of these resources.

Uses that are acceptable and encouraged for workgroup computing include and are limited to the:

- Performance of assigned departmental activities.
- Preparation, communication, and exchange of information directly related to the mission and work tasks of CDC or its workgroups.
- Announcement of laws, procedures, hearings, policies, and services or activities related to CDC.
- Professional society activities authorized by CDC.
- Administration of contracts or federal grants for departmental programs.
- Communication and exchange of information for professional development and to debate issues related to assigned governmental activities.
- Research and development of documents, reports, and analyses of information related to the departmental workgroup activities.

Workgroup computing technologies, including access to the Internet, should not be used to publish, display, or transmit any information that will:

- Violate or infringe on the rights of any other persons, including the right of privacy.
- Contain defamatory, false, inaccurate, abusive, obscene, pornographic, profane, sexually-oriented, threatening, racially offensive or other biased, discriminatory material.
- Violate departmental policies and regulations prohibiting sexual harassment.
- Restrict or inhibit other users from using the system or the efficiency of the computing systems.
- Encourage the use of controlled substances or use of the system for the purpose of criminal intent.
- Violate State or Federal laws.

The CDC's policy is that users will not use the facilities and capabilities of workgroup computing to:

- Conduct activities not related to the mission or work tasks of the workgroup or CDC.
- Solicit the performance of any activity that is prohibited by law.
- Transmit material, information, or software in violation of departmental communication policies, or local, State, or federal law.
- Conduct any electioneering or political activities.
- Perform non-government related fund raising or public relations activities.
- Engage in any activity for personal gain or for personal business transactions.
- Make unauthorized purchases.

48010.6 Approved Technologies

It is the policy of CDC that standard configurations for workgroup technologies will be implemented to ensure a consistent approach for implementation, training, and support of these technologies. The Workgroup Computing Coordinator within CDC develops and maintains lists of departmental-approved, standard workgroup computing technologies. These standards are for microcomputer hardware and software systems, off-the-shelf special purpose applications, communication interconnectivity, including remote access to department systems and networks, and use of the Intranet and Internet.

These standards are developed to ensure consistency within the overall Department. Items on the technology standards lists have been selected because they are of proven capability and reliability, are appropriately priced, and are compatible with configurations already in use in CDC or in other State agencies. Minimum standards and lists will be updated in response to changing technology and State experience. Consideration is given to new categories of hardware and software based on the probability that a solution will be employed in more than one workgroup, and to maintain uniformity in the deployment of technology.

As part of CDC's network maintained by ISD, standard functionality is provided to departmental employees. Some of these features include virus check, Intranet access, print services, and electronic mail. Items that are provided as part of CDC's network **do not** require a workgroup computing request unless a new microcomputer is part of the request. Requests for new networks will be considered part of the overall departmental network and must meet the departmental network standards, including offering standard functionality.

In addition to the standard lists maintained by the Workgroup Computing Coordinator, ISD maintains the standards for network infrastructures, including Local Area Network's, Wide Area Network's, and Internet/Intranet connections. To ensure network interoperability and consistency within CDC, ISD's networking group will review and approve requests that involve new network installations, Internet access requests, Intranet Web pages, and exceptions to departmental standards.

Units proposing to acquire workgroup computing commodities are expected to select from these lists whenever possible. Proposals to acquire items not included in the lists will fall into one of two classifications:

- Requested technology falls into one of the standard categories defined by the ISD, and the Unit is requesting an "exception" to the standards in that category.

- Requested technology does not fall into one of the standard categories defined by the ISD and must be reviewed to ensure that the solution meets all of the requirements for being a workgroup computing technology. For example, a system to manage the planning of the dietary program in an institution could fall under the workgroup computing policy.

The first type of request will require, at a minimum, the approval of the Chief of Information Systems and must be based on a sound, justifiable business need. Rejected requests may be appealed through CDC's chain of command.

The second type of request must be approved by the departmental division office responsible for the specific workgroup computing request. The request must also be reviewed by the Workgroup Computing Coordinator on a case-by-case basis to determine if the solution falls within the parameters of a workgroup computing solution. Solutions that are in question may require an individual review by the control agency, as stated in SAM 4989.1. Requests that are deemed to meet the workgroup computing requirements will then be reviewed to determine if the proposed solution should be added to a departmental standards list.

48010.7 Development of Software

It is the policy of CDC to use commercial software packages for workgroup computing whenever possible, rather than undertake independent software development. Fully tested and documented commercial packages are readily available for most functions and are usually much less costly than custom-developed programs.

Computer programming **does not** fall within this workgroup computing policy and shall be justified in accordance with the requirements of SAM 4819.3 through 4819.39 and DOM 43020.

48010.8 Acquisition Authorization Process

For the purposes of this policy *acquire* refers to either the procurement of and/or receiving approval to utilize workgroup computing technologies. As such, there are two processes necessary for CDC to acquire workgroup computing technologies. The first is the authorization and approval process and the second is the procurement process. The procurement process for workgroup computing technologies falls under CDC's procurement policies and procedures which are defined in DOM Chapter 20000, Financial Operations, Subchapter 22000, Budget Administration, and Chapter 40000, MIS, and Subchapter 45000, General Procurement and Contracting.

Each procurement of a workgroup computing technology, is subject to management review and approval before an actual order can be placed or the unit takes possession of the equipment or software. Approval is required to gain Internet access or to establish an Internet or Intranet Web page.

The approval process consists of:

- Determining the hardware, software, and network requirements.
- Completing the CDC Form 1855, CDC Form 1855 B, CDC Form 1856, and/or CDC Form 1857.
- Routing the CDC Form 1855 and documents for approvals and signatures.
- Getting necessary reviews and approvals for acquisitions that will involve: new network installations, new systems that will distribute or access departmental information, and exceptions to workgroup computing standards.
- Getting necessary review and approvals to establish Internet or Intranet Web page or to gain Internet browsing access.

48010.8.1 Justification

Unit management is responsible for performing the needs assessment and for preparing the justification associated with the proposed approval or acquisition of workgroup computing commodities. This process shall be documented using the CDC Form 1855, CDC Form 1855 B, and/or the CDC Form 1856. The CDC Form 1855 is used to justify the acquisition of workgroup computing technologies. The form is also used to request and gain approval for Internet browsing access. The CDC Form 1856 is used to justify establishment of Web or Home pages. These activities shall also be in conformance with the applicable sections of SAM.

The amount of information and degree of detail provided shall be commensurate with the nature, complexity, risk, and expected cost of the proposed workgroup computing effort. When such applications include the use of networks or Internet access using "servers" or other shared devices, unit management must include consideration and justification for the necessary technical support for activities such as installation, configuration, problem-determination, maintenance, backup, recovery, and all other activities that would be in addition to those normally associated with stand-alone personal computers.

48010.8.2 Forms

The basis for the workgroup computing justification is the CDC Form 1855, which is maintained by the Workgroup Computing Coordinator and is modeled after the form shown in SAM 4991. This form is updated on a periodic

basis and is modified to support specific processes that are unique within CDC. The form provides for the acquisition of portable and desktop hardware and software and Internet access. It also provides for necessary approval signatures and certifications. This form will be available through Electronic Distribution on the CDC Intranet.

The CDC Form 1856 is used to request establishment and maintenance of an Internet Web page for distribution of information outside CDC, or an Intranet Home page for distribution of information internal to CDC. Form maintenance is coordinated by the Workgroup Computing Coordinator with input from the Assistant Director of Communications and the Data Center. This form is updated on a periodic basis and is modified to support specific processes that are unique within CDC. The form requesting approval to create a home page needs to be accompanied by a CDC Form 1855 when a Web site will be established requiring the acquisition of hardware, software, and/or communication devices. This form will be available through Electronic Distribution on the CDC Intranet.

The CDC Form 1857, must be on file for each employee using workgroup computing technologies, accessing departmental networks, and/or accessing the Internet. This form notifies the users of their responsibilities as they pertain to using these technologies; it also notifies them that the information maintained and distributed by the user is not considered "private." It is the policy of CDC that each new employee completes the CDC Form 1857 as part of their employee orientation process. The CDC Form 1857 should be maintained in the employee's official personnel file. If a CDC Form 1857 is not currently on file when workgroup computing technologies are being requested for an employee, then the Unit Supervisor should have the employee sign the Form and have it filed in the official personnel file. This form does not get routed to the Workgroup Computing Coordinator.

48010.8.3 Unit Approvals

Each request for acquisition of workgroup computing technology is subject to management review and approval before the order can be placed or the unit takes possession of the equipment or software. Once the request has been completed there are three basic levels of review: unit management, institutional or divisional review, and ISD review. The Deputy Director may delegate approval of workgroup computing requests within each division. However, at a minimum, at least one level of management above the unit management must review, and approve each workgroup computing request prior to submitting the request to ISD. If the first level manager is an Assistant Director or Assistant Deputy Director, then this level of approval is sufficient for the workgroup computing justification process.

For workgroups within institutions other than Health Care Services, the following minimum approvals are needed for the CDC Form 1855:

- Unit Supervisor.
- Institution Computing Coordinator.
- Warden, or his/her designee.

For workgroups within P&CSD, the following minimum approvals are needed for the CDC Form 1855:

- RPA.
- P&CSD Computing Coordinator.
- Deputy Director or his/her designee.

For workgroups within Health Care Service Division units that are co-located within an institution, the following minimum approvals are needed for the CDC Form 1855:

- Unit Supervisor (local and/or headquarters).
- CMO.
- Institution Computing Coordinator.

For workgroups within headquarters organizational units, the following minimum approvals are needed for the CDC Form 1855:

- Unit Supervisor.
- Deputy Director or his/her designee.

Acquisition of additional workgroup computing capabilities for previously acquired configurations are subject to similar reviews and approvals. Requests for Internet access will be processed in the same manner as acquiring other workgroup computing technologies, with the same approvals. Internet and Intranet Web page requests will also follow the approval process as shown above.

Additional approvals are needed for exceptions to standards, new network installations, Internet access, remote access to the

departmental systems and network and/or modem usage. These additional levels of approval have been defined in the appropriate sections of this policy.

48010.8.4 Routing and Final Approvals

Once the workgroup computing analysis and the justification documents are completed with departmental certifications and signatures as per DOM 48010.8.2, the forms should be routed as follows:

- CDC Form 1855: The completed form should be forwarded to the Workgroup Computing Coordinator for final approval and processing. The purpose of the review and approval is to ensure that the proposed request conforms to policy and is consistent with departmental standards. The coordinator will route the request for other necessary technical and security reviews and certifications. If the request for workgroup computing commodities include remote access requirements, network products, or Internet access, the procurement documents shall be further reviewed by the Data Center to determine:
 - Technical specifications are consistent with both the proposed use and CDC's strategic direction and established standards.
 - Adequate level of technical network support is addressed in the CDC Form 1855.
- CDC Form 1856: Standard Internet/Intranet Web page requests should be routed to the Data Center for approval. The Data Center will then forward these to the Workgroup Computing Coordinator for retention. If an Internet Web page is not in conformance with departmental Web page standards and/or if this is the initial request for public distribution of departmental information as per applicable departmental communication policies, the request should be routed to the Assistant Director of Communications for approval.

If the request for workgroup computing technologies involves the installation of a new network or external department network connections within a facility that is not in conformance with departmental standards, the unit management may be required to complete an additional risk analysis to be reviewed by CDC's Information Security Officer before the request is routed to procurement.

Copies of the documentation regarding the justification of workgroup computing technologies shall be maintained in CDC's files within ISD. The Workgroup Computing Coordinator will approve the acquisition documents related to workgroup computing requests.

48010.8.5 Post-Implementation Evaluation

Unit management shall complete the CDC Form 1855 A, Workgroup Computing Justification, Post-Implementation Evaluation, no later than six (6) months after installation of the workgroup computing configuration or product.

The purpose of the Post-Implementation Evaluation is to determine:

- The unit has realized the benefits projected at the time acquisition of the configuration was justified.
- Unanticipated problems have been associated with the use of the configuration and how those problems have been resolved.
- The configuration is being used in compliance with CDC and State policies.

A copy of each evaluation shall be submitted for review to the Workgroup Computing Coordinator who shall maintain it on file.

48010.9 Security

The use of workgroup computing within CDC shall be in accordance with all applicable provisions of the SAM 4840 through 4845, dealing with information security and risk management, and with the specific provisions of SAM 4989.7, dealing with security. Users of these configurations shall be knowledgeable about the SAM provisions as well as CDC's security and risk management policies associated with workgroup computing configurations as defined in DOM 49010 through 49030. The CDC staff must also be aware that computer viruses pose a potentially serious threat to departmental computer and information assets. Virus protection must be implemented on every departmental workstation.

The CDC will ensure that security precautions are in place for access to the Internet/Intranet and external electronic mail systems. Such safeguards include firewalls, anti-virus systems, password security, information encryption and other security measures to:

- Eliminate unauthorized access to departmental systems and information.
- Ensure that confidential or sensitive information is not improperly disclosed or distributed.

The ISD, Network Services Unit, is responsible for defining and/or maintaining the infrastructure for these security systems. The user is responsible for following the established processes that are defined. The Information Security Officer is responsible for reviewing the processes to ensure that they meet the departmental security policies and requirements.

48010.9.1 Confidential and Sensitive Information

The vast majority of information maintained by CDC is confidential and/or sensitive in nature. Its untimely or unauthorized release external to the organization may have significant, adverse impact on CDC.

The policies controlling the communication of departmental information external to the State organization is governed by DOM Chapter 10000, Subchapters 12000, 13000, and 14000. Information provided to the public by the Internet or other electronic transmittal methods external to CDC shall comply with all related DOM policies, laws, and State regulations regarding confidential or sensitive information.

Electronic mail that travels through the Internet could be intercepted. To eliminate this possibility, no confidential and/or sensitive information may be transmitted by electronic mail or other means over the Internet unless it is encrypted.

All questions regarding the distribution or access to confidential and sensitive information should be directed to the CDC's Assistant Director of Communications.

All proposals for using workgroup computing systems to maintain or access files containing confidential or sensitive information, as defined in SAM 4841.3, shall meet the standards set by CDC's Information Security Officer, or will be individually approved by the Information Security Officer, before implementation (SAM 4841.1). Conformance to information security standards or the individual request review shall ensure that the request complies with all applicable provisions of the SAM 4840 through 4845 dealing with information security and risk management.

48010.9.2 Integrity of Information

Information maintained on workgroup computing configurations shall be subjected to the same degree of management control and verification of accuracy that is provided for information maintained in other automated and manual files within CDC, as defined in the appropriate sections of the DOM.

If a data file is downloaded to a workgroup computing configuration from another computer system, the requirements for information integrity and security that have been established for the data file shall be adhered to while it is stored at the workgroup level.

48010.9.3 System Backup

Provisions shall be made to safeguard against the loss of information and programs stored on workgroup computing configuration as a result of product failures or power failures. Copies of all data files and software shall be stored in a safe location. A regular schedule for making backup copies of all data files shall be established. Unit Supervisors shall ensure that backup procedures are carried out. Training in backup options and procedures shall be ensured by Unit Supervisors. The ISD and the Information Security Officer are responsible for setting guidelines and standards for backup procedures.

48010.10 Legal

Existing laws and legal renderings related to privacy, confidentiality, and use of computers concerning information technology, especially in the areas of electronic access, e-mail privacy, and copyright protection must be complied with. Two primary laws are the Electronics Communication Privacy Act and the Comprehensive Computer Fraud and Abuse Act. It is CDC's workgroup computing policy to comply with these laws.

48010.10.1 Copyright Material and Licenses

Software license agreements shall be strictly adhered to. Proprietary software cannot be duplicated, modified, or used on more than one machine, except as expressly provided for in the manufacturer's license agreement program updates may be downloaded from the Internet in accordance with the owner's license agreement.

Public domain software, while available under the copyright laws to all individuals should not be downloaded to a departmental workgroup computing device unless it is part of the departmental standard as documented by the Workgroup Computing Coordinator and/or approved by the unit manager.

48010.10.2 Ownership of Resources

The CDC has determined that all workgroup computing technologies are the property of CDC, and that the use of these technologies, including the content of data files and electronic mail messages, is not considered private to the user.

It is CDC's requirement, based on the confidentiality and sensitivity of its business, to control access to and monitor that use of State-provided workgroup computing resources, including e-mail systems. The CDC will inform workgroup computing users regarding computer privacy in the following manner:

- As part of the workgroup computing request process by the CDC Form 1857.
- As part of the new employee orientation process.

This notification will be given in writing and the user must sign the notification form as part of the new employee orientation process or as part of the workgroup computing request process. It is CDC's policy that this form be made part of the employee's official personnel file.

48010.10.3 Regulation and Enforcement

The director and his designated representatives are responsible for ensuring compliance with provisions of this policy and for investigating suspected noncompliance. Service to a user may be suspended when deemed necessary for the operation and/or integrity of the departmental infrastructure or connected networks. User privileges, user accounts, and/or password access may be withdrawn without notice.

When an instance of noncompliance is suspected or discovered, CDC shall proceed in accordance with CCR (15) (3) 3413, Incompatible Activities, and CCR (2) (1) General Civil Service Rules. Internal discipline, up to and including discharge, may be appropriate in some cases of noncompliance with this policy. Criminal or civil action may be initiated in appropriate instances.

48010.11 Documentation

Complete documentation shall be maintained for all of the microcomputer commodities used for workgroup computing.

Documentation shall include:

- Equipment and Software. Manuals relating to the installation, maintenance, care, and use of equipment and proprietary software shall be maintained with the equipment or in a central library, as appropriate.
- Procedural Documentation. Each workgroup application that makes use of a proprietary software package (including database systems, spreadsheet software, or any software that maintains data files) shall have documentation sufficient to allow productive use of the application. In addition to standard user manuals, some documentation that may be needed could include:
 - Instructions containing the scope and purpose of the application.
 - Specific data entry and processing instructions for the application.
 - File descriptions including data dictionaries.
 - Lists of all utility programs and subroutines used by the application.
 - Sample report/screen formats for the application.

48010.12 Training

Workgroup management is responsible for ensuring that staff members possess the knowledge and skills necessary for effective use of workgroup computing facilities, and that there is sufficient depth of training to prevent disruption of key activities in the event of unexpected staff changes. At least two staff members should be trained in using each workgroup computing application and the equipment that it uses.

The Workgroup Computing Coordinator shall assist in the identification and scheduling of suitable training and in coordinating the development of training materials to be included as part of new employee orientations.

Users granted access to the Internet shall be required to abide by the acceptable use standards and shall have sufficient training in accordance with this and other policies related to electronic communications.

48010.13 Maintenance and Repair

The CDC shall make provisions for necessary routine maintenance, as well as for the repair of malfunctioning equipment. It is the responsibility of workgroup management to budget necessary funds for maintenance and to ensure that maintenance schedules are met.

48010.14 Inventory of Assets

The CDC shall maintain an inventory of its significant microcomputer commodities used for workgroup computing configurations. The inventory shall provide a description of each item (including serial and model numbers of equipment and version numbers of software), its date of acquisition, and the unit to which it is currently assigned. This inventory may be part of CDC's existing inventory system. The CDC shall also maintain inventories of licensed software and significant applications installed on workgroup computing configurations. These inventories will be available for audit purposes.

48010.15 Revisions

The Chief, ISD, or designee, shall be responsible for ensuring that the contents of this section are kept current and accurate.

48010.16 References

Comprehensive Computer Fraud and Abuse Act.
 DOM §§ 10000, 20000, 40000, 12000, 13000, 14000, 41010, 43020, 48020, 43020, 49010, 49020, and 49030.
 Electronics Communication Privacy Act
 CC § 1798, et. seq. (Information Practice Act).
 SAM § 4800 - 5901.
 PCC.

ARTICLE 42 — DEPARTMENTAL MODEM POLICY*

Effective December 22, 1992

Not Cleared For Statewide Use**48020.1 Policy**

The Department recognizes the potential for increasing the speed and flexibility in which files can be transferred electronically through the use of modems; however, this potential benefit shall be weighed against the inherent hazards of misuse in CDC facilities.

48020.2 Purpose

The general purpose of this policy is to establish standards for the use and management of modems within the Department's operations. This policy is to be used for the purchase of all modems, including those within and outside facilities.

Scope of the Modem Policy

SAM 4989.1 states that modem usage consistent with the Department's security and risk management policy are covered by the Department's personal computer policy, and therefore follow the normal supplemental equipment justification process. However, due to the potential for misuse, special security precautions need to be addressed when using modems within a facility, parole office, or wherever inmates or parolees may have access to a PC. Consequently, a special modem supplemental equipment request form shall be used when requesting the acquisition of a modem. This form requires additional information for those modems that are to be used within any situation where inmates or parolees may have access to a personal computer.

48020.3 Benefits of Modems

Department managers are encouraged to investigate the benefits of using modems with a personal computer. However, any potential benefit shall be weighed against the inherent security risks involved with modems.

48020.4 Responsibility for Modems When Used With Personal Computers in Department**Management Responsibility**

Management responsibility for the use and security of each modem resides with the Warden of each individual facility or the Administrator of each parole office. Responsibility resides also with managers who are responsible for personnel who regularly use a computer with an attached modem. It is further suggested that each facility's AISA be involved in the acquisition and use of modems within the facility.

All modems are considered departmental resources. They may be assigned for the exclusive use of an individual or unit within the Department, but such assignment may be changed at any time. In order to maintain an accurate and current inventory of departmental modems, every change in physical location (even within a branch or facility) shall be reported to the MIS-SU, located in the OISB, so that the modem inventory list may be updated.

If a modem is transferred to a different location, the party from whom the modem is transferring must notify in writing, the appropriate property custodian. In headquarters, notify the property controller in the BSS. In the facilities, notify the property controller or Business Office. In the P&CSD, notify Parole Automation.

User Responsibility

Users of modems shall comply with State and CDC policies governing the use of modems with a personal computer.

The use of all CDC modems is restricted to official business of the Department. Unit supervisors or their designee have authority for modems under their control, and shall limit access to such modems to ensure their security at all times. It is recommended that a log be kept for each modem itemizing usage by date, transmitting user, start time, time signed off, software used, data transmitted, and line speed.

48020.5 Modem Acquisition Within CDC

Revised May 5, 1993

The acquisition of modems for use within the CDC shall be in compliance with the Department's personal computer and modem policies and the applicable sections of the PCC and SAM.

In addition, the following restrictions apply to modem use within facilities, parole offices, or any area that may be accessed by an inmate or parolee:

- There shall be no inmate or parolee access to a personal computer which have been approved for use of a modem.
- There shall be no inmate-developed programs on personal computers with modems.
- There shall be no inmate or parolee access to Local Area Networks containing modems.
- Modems shall not be purchased as part of a personal computer acquisition without complying with the Department's modem policy.
- Internal and pocket modems shall not be purchased or used within the facilities. In addition, internal and pocket modems shall not be purchased or used in regional parole offices or units unless the personal computer utilized is located and operated in a secure area which cannot be accessed by parolees. (internal modems may be installed in laptop personal computer assigned to headquarters and parole personnel as long as the equipment: (1) remains under the physical protection of designated personnel, (2) is locked in a secure area/vehicle when not in use, and (3) cannot be accessed by unauthorized users.
- Pocket modems used currently in the facilities shall be recalled and external modems substituted in their place.

48020.6 Modem Security Policy Within CDC

Each facility and parole office is to develop a policy to ensure the security of modems used within that facility or parole office. The policy shall include procedures to ensure that:

- All modems are safeguarded when in use and protected from unauthorized access when not in use. External modem procedures shall include a plan to physically lock external modems when not in use.
- The physical location of each modem is tracked at all times.
- An on-site evaluation of modem use is performed no later than 90 days after installation of each modem installed in a facility. This on-site evaluation shall be conducted by Institutions Division or P&CSD staff, respectively.

It is recommended that modems in facilities be used on dedicated data lines or a basic business line with call detail installed exclusively for modem communications. It is also suggested that an analysis be conducted to assess which type of communications service is more cost-effective to the user. By assessing the length of time involved in the actual transmission of data and the distance and speed (baud rate) of the transmission, it can be determined which service is most appropriate to use.

48020.7 User Training on Effective Modem Use

Unit management is responsible for ensuring that staff members using modems possess the knowledge and skills necessary for effective modem usage. Such staff shall be trained sufficiently (e.g., outside vendors, State EDP training) so as to maximize the effective use and protection of CDC modems.

48020.8 Revisions

Revised May 5, 1993

The Deputy Director, ASD, or designee shall be responsible for ensuring that the contents of this section are kept current and accurate.

48020.9 References

SAM § 4989.

ARTICLE 43—HANDHELD COMPUTING DEVICES

Effective May 26, 2006

48050.1 Policy

It is the policy of the California Department of Corrections and Rehabilitation (CDCR) to utilize handheld computing devices, such as BlackBerries and Treos, in a manner that is safe, efficient, and cost-effective. BlackBerries and Treos are handheld devices that operate as a cellular telephone, Personal Digital Assistant (PDA), and allow Internet/e-mail capability.

48050.2 Purpose

The purpose of this Policy is to ensure that use of handheld computing devices complies with approved information security practices, does not endanger the

users or the safety of the facilities within the Department, and that the devices are procured in the most cost effective manner in keeping with the Department's Desktop and Mobile Computing Policy.

48050.3 Definitions

Computer Security

The technological safeguards and managerial procedures that can be applied to computer hardware, programs, data, and facilities to ensure the availability, integrity, and confidentiality of computer-based resources.

E-mail

Written communication transmitted electronically using computers or handheld computing devices connected to the network(s) or via wireless transmission, such as BlackBerries.

Handheld Computer

Synonym for PDA.

Information Assets

Any documents, electronic files, or records that contain or are used to process, manage, or store information necessary to the operation of the CDCR.

Information Security

The protection of automated information against unauthorized access (accidental or intentional), modification, destruction, or disclosure.

Personal Digital Assistant (PDA)

Palm-sized computer that can sync with a workstation and allow the user to refer to information on the workstation without having to print it. Schedules, e-mails, documents, and spreadsheets, as well as dictionaries and phone lists, can be stored and accessed as needed.

Risk

In the context of information systems, the likelihood or probability that a loss of information assets or breach of security will occur.

Wireless

Communications transmitted without wires, such as radio, microwave, or infrared.

48050.4 Responsibilities

It is the responsibility of the Wardens, Superintendents, Associate Directors, Assistant Secretaries, and Regional Administrators and their designees to approve the purchase for the handheld devices using the process outlined in Department Operations Manual (DOM), Chapter 4, Article 41, Section 48010.1. The CDC Form 1855 will be utilized to document a brief summary of the request, the justification of need, the amount of support needed to maintain the device, and the necessary approval signatures. Approval documentation shall be forwarded to the Desktop and Mobile Equipment Coordinator, Enterprise Information Systems (EIS), for final processing.

Each Division Director is responsible for reviewing the monthly usage statements to ensure employees are not exceeding the allocated minutes under the terms of the contract in accordance with DOM Chapter 1, Article 12, and the relevant sections of the Youth Authority Manual (YAM).

It is the responsibility of the Chief Information Officer, Office of Information Technology, to maintain a user's guide that would outline the purpose, features, and associated costs for handheld devices. This document, named "A Practical Guide to Handheld Computing Devices," will be available via the Department's intranet site. The user guide will be updated at a minimum of every six months or as needed.

It is the responsibility of the Information Security Officer (ISO) to oversee Department policy and procedures to protect its information assets, including confidential and sensitive information, e-mails, and documents found on handheld computing devices. The ISO will develop a risk assessment and mitigation program.

Additionally, there is a responsibility by all persons using handheld devices to do so in a manner consistent with the information security practices outlined in DOM Chapter 4, Article 45, and the relevant sections of the YAM.

48050.5 Authorized Use

Handheld computing devices, such as BlackBerries and Treos, will be issued using the same guidelines outlined in the DOM for cellular telephones, as set forth in DOM Chapter 1, Article 12, Section 12070.18. Such devices will also be issued and managed in accordance with any applicable sections of the YAM.

The following staff is authorized to use Handheld Computing Devices:

- Any personnel required to be available to the Governor's office on an as-needed and immediate basis, via email, including but not limited to:
 - Secretary
 - Undersecretary
 - Chief Deputy Secretaries
 - General Counsel
 - Legislative Liaison
 - Office of Public and Employee Communication
- Any person designated by the CDCR Secretary or Undersecretary as being required to be available on an as needed and immediate basis, via email, including but not limited to:
 - Division Directors and Executive Staff
 - Assistant Secretaries
 - Wardens
 - Chief Deputy Wardens
 - Chief Deputy General Counsel
 - Health Care Managers
 - Director, Juvenile Facilities
 - Assistant Director, Juvenile Facilities
 - Assistant General Counsels
 - Superintendents
 - Regional Parole Administrators
 - Deputy Regional Administrators
- Any personnel required to be remote to their home office on a regular or extended period (typically greater than 50% of each day) and requiring e-mail to do their job, including but not limited to:
 - Information Technology support staff
 - Auditors
 - Staff Counsels

48050.7 Revisions

The Chief, EIS, or designee, shall be responsible for ensuring that the contents of this Article are kept current and accurate.

48050.8 References

DOM §§ 12070, 48010, and 49020.

YAM.

ARTICLE 44 — GENERAL INFORMATION

Effective November 30, 1992

49010.1 Policy

It is the policy of the Department to protect against the unauthorized modification, deletion, or disclosure of information included in the Department's automated files and data bases. Such disclosure might compromise the integrity of Department programs or violate individual rights to privacy, and may constitute a criminal act. The Department regards its information assets, including data processing capabilities and automated files, to be essential public resources. Many aspects of the Department's operations would effectively cease in the absence of critical computer systems, including automated systems necessary for the protection and safety of persons in the custody of the Department. Accordingly, the Department shall assume full responsibility for the proper classification, use, and protection of its automated information. Further, each element of the Department that employs information technology shall establish risk management and disaster recovery planning processes for identifying, assessing, and responding to the risks associated with its information assets.

49010.2 Purpose

The purpose of this policy is to establish and maintain a standard of due care to prevent misuse or loss of Department information assets. This policy establishes internal policies and procedures that:

- Establish and maintain management and staff accountability for the protection of departmental information assets.
- Establish and maintain processes for the analysis of risks associated with departmental information assets.
- Establish and maintain cost-effective risk management processes intended to preserve the Department's ability to meet program objectives in the event of the unavailability, loss, or misuse of information assets.

- Protect departmental employees who are authorized to access the Department's information assets from temptation, coercion, and threat.

49010.3 Information Assets Applicability Within the Department

Information assets covered by this section include: (1) all categories of automated information including, but not limited to, records, files and data bases; and (2) information technology facilities, software, and equipment (including personal computer systems) owned or leased by CDC.

49010.4 Statutory References Concerning the Confidentiality and Security of Information Within CDC

GC 1171 requires the director of each department that uses, receives or provides data processing services to designate an Information Security Officer (ISO) who shall be responsible for implementing State policies and standards regarding the confidentiality and security of information within the Department. These policies and standards shall include, but are not limited to, strict controls to prevent unauthorized access of: data maintained in computer files, program documentation, data processing systems, data files, and data processing equipment located physically in the Department.

The primary provisions affecting the classification and dissemination of information under the control of California State agencies is found in the State Constitution, in statutes, and in administrative policies:

- Article 1, Section 1, of the Constitution of the State of California defines pursuing and obtaining privacy as an inalienable right.
- The IPA of 1977 (CC 1798, et seq.), places specific requirements on State agencies in the collection, use, maintenance, and dissemination of information relating to individuals.
- The PRA (GC 6250-6265), provides for the inspection of public records.
- The State Records Management Act (GC 14740-14770), provides for the application of management methods to create, use, maintain, retain, preserve, and dispose of State records, including the determination of records essential to the continuation of State government in the event of a major disaster. SAM 1601 through 1699 contain administrative policies to implement provisions of this law.
- The California Computer Crime Statute (Calif. Rev. Stat 1987, Sect. 502, Ch. 1499, 1 January 1988) covers five offenses:
 - Manipulating data, a computer system, or computer network to devise or execute a fraud.
 - Knowingly accessing and without permission taking copies or using any data from a computer or taking any supporting documentation, internal or external, to a computer.
 - Theft of computer services.
 - Knowingly accessing and without permission damaging data, computer software, or computer programs, internal or external, to a computer.
 - Disrupting or denying computer services to an authorized user.
- The Federal Copyright Act of 1976, provides for the prosecution of persons guilty of the theft of computer programs.

49010.5 Exemptions From Information Systems Security Policy

Exemptions to this policy may be granted by the Management Information Systems Committee. The decision to grant an exemption shall be based primarily upon a risk analysis submitted to the Committee and the recommendation of the CDC ISO.

49010.6 Information Management Annual Plan Reporting Requirements

The Information Management Annual Plan (IMAP), submitted by the Department to the DOF, Office of Information Technology (OIT), shall contain a certification that the Department is in compliance with State requirements concerning information technology security and risk management. This certification is signed by the CDC Director. In addition, the IMAP shall provide the name, title, business address and telephone number of the agency's ISO.

49100.6.1 Operational Recovery Plan Reporting Requirements

The Department shall file an information copy of its Operation Recovery Plan (ORP) with OIT by January 31 each year. A copy of the ORP shall be provided to the Teale Data Center.

49010.6.2 Incident Reporting Requirements

It is the responsibility of all departmental employees to report all incidents that would place the Department's information assets at risk. It is the policy of the Department that the following incidents shall be reported through the chain of command to the departmental ISO:

- Any incidents involving unauthorized access to automated data, automated files, or data bases.
- Any incident involving the unauthorized modification, destruction or loss of automated data, automated files, or data bases.
- Any incident involving a virus, worm, or other such computer contaminant (see also DOM 41010).
- Any incident involving the unauthorized use of computer equipment, automated data, automated files, or data bases.
- Any incident involving the misuse of the information assets of the Department.

49010.6.3 Incident Report Format

The following information concerning each incident shall be reported to the departmental ISO within five working days of any awareness of the occurrence of the incident:

- Date of the incident.
- Contact person.
- Description of the incident and whether it is a major incident as described in DOM 49040.36.

49010.6.4 Incident Investigation

Department management shall investigate promptly all reported incidents as defined in DOM 49010.6.3.

The CDC ISO shall investigate each such reported incident to determine the facts and to prepare a report. The report shall have a section that contains a report of the incident prepared by the appropriate local management.

49010.6.5 Information Security Incident Report To DOF

A report of major incidents as illustrated in SAM 4845 shall be submitted to OIT within ten working days of the Department's first awareness of an incident involving one or more of the following:

- Unauthorized intentional release, modification, or destruction of confidential or sensitive information, or the theft of such information including information stolen in conjunction with the theft of a computer or data storage device.
- Use of a State information asset in the commission of a crime.
- Intentional damage or destruction of State information assets, or the theft of such assets with an estimated value in excess of \$500.

The report shall be signed by the Department Director and the Department ISO.

49010.7 Revisions

Revised April 16, 1993

The Chief, ISD, or designee shall be responsible for ensuring that the contents of this section are kept current and accurate.

49010.8 References

Revised April 16, 1993

Federal Copyright Act of 1976.

Article 1, § 1 of the Constitution of the State of California.

California Computer Crime Statute (Calif. Rev. Stat 1987, §. 502, Ch 1499, 1 January 1988)

IPA of 1977.

PRA.

GC §§ 1171, 6250 - 6265, and 14740 - 14770

SAM §§ 1601 - 1699, and 4845.

DOM §§ 41010 and 49040.

ARTICLE 45 — INFORMATION SECURITY*Revised May 20, 2013***49020.1 Policy**

It is the policy of the California Department of Corrections and Rehabilitation (CDCR) to protect against the unauthorized modification, deletion, or disclosure of information included in agency files and databases. The Department regards its information assets, including data processing capabilities and automated files, to be essential resources. The Department shall assume full responsibility for ensuring the security and integrity of its information resources.

49020.2 Purpose

The purpose of this Policy is to establish and maintain a standard of due care to prevent misuse or loss of Department information assets. This policy establishes internal policies and procedures that:

- Establish and maintain management and staff accountability for the protection of departmental information assets.
- Establish and maintain processes for the analysis of risks associated with departmental information assets.
- Establish and maintain cost-effective risk management processes intended to preserve the Department's ability to meet program objectives in the event of the unavailability, loss, or misuse of information assets.
- Protect departmental employees who are authorized to access the Department's information assets from temptation, coercion, and threat.
- Establish agreements with state and non-state entities to cover, at a minimum, the following:
 - Appropriate levels of confidentiality for the data based on data classification (see State Administrative Manual [SAM], § 5320.5).
 - Standards for transmission and storage of the data, if applicable (see SAM § 5310).
 - Agreement to comply with all state policy and law regarding use of information resources and data.
 - Signed confidentiality statements.
 - Agreements to apply security patches and upgrades, and keep virus software up-to-date on all systems on which data may be used.
 - Agreements to notify the information owners promptly if a security incident involving the data occurs.
- Establish appropriate policies and procedures to protect and secure IT infrastructure.
- Require that if a data file is downloaded to a mobile device or desktop computer from another computer system, the specifications for information integrity and security which have been established for the original data file must be applied in the new environment (SAM § 5310).
- Require encryption, or equally effective measures, for all personal, sensitive, or confidential information that is stored on portable electronic storage media (including, but not limited to, CDs and thumb drives) and on portable computing devices (including, but not limited to, laptop and notebook computers). This policy does not apply to mainframe and server tapes. (See SAM Section 5345.2).

49020.3 Statutory References Concerning the Confidentiality and Security of Information within CDCR

SAM § 5300.3 requires the Secretary/Director of each State agency that uses, receives, or provides services to designate an Agency Information Security Officer (ISO) who shall be responsible for implementing State policies and standards regarding the confidentiality and security of information within the Department. These policies and standards shall include, but are not limited to, strict controls to prevent unauthorized access of data maintained in computer files, program documentation, data processing systems, data files, and data processing equipment located physically in the Department and to establish guidelines for the dissemination of information under the control of

California State agencies as found in the State Constitution, in statutes, and in administrative policies:

- Article 1, Section 1, of the Constitution of the State of California defines pursuing and obtaining privacy as an inalienable right.
- The Information Practices Act of 1977 (Civil Code [CC], § 1798, et seq.), places specific requirements on State agencies in the collection, use, maintenance, and dissemination of information relating to individuals.
- The California Public Records Act (Government Code [GC], §§ 6250-6265), provides for the inspection of public records.
- The State Records Management Act (GC, §§ 14740-14770) provides for the application of management methods to create, use, maintain, retain, preserve, and dispose of State records, including the determination of records essential to the continuation of State government in the event of a major disaster. SAM, §§ 1601-1699 contains administrative policies to implement provisions of this law.
- The California Penal Code (PC), § 502 covers the following offenses:
 - Manipulating data, a computer system, or computer network to devise or execute a fraud.
 - Knowingly accessing and, without permission, taking copies or using any data from a computer or taking any supporting documentation, internal or external, to a computer.
 - Theft of computer services.
 - Knowingly accessing and without permission, damaging data, software, or applications/programs, internal or external, to a computer.
 - Disrupting or denying computer services to an authorized user.
- The California PC § 11142 provides that, "Any person authorized by law to receive a record or information obtained from a record who knowingly furnishes the record or information to a person who is not authorized by law to receive the record or information is guilty of a misdemeanor."
- The Federal Copyright Act of 1976 provides for the prosecution of persons guilty of the theft of computer programs.

49020.4 Departmental Approach to Information Security

The departmental approach to information security consists of the following components:

- Assigned management responsibilities for IT risk management. See SAM § 5315.
- Provisions for the integrity and security of automated and paper information, produced or used in the course of CDCR operations. See SAM § 5310 through 5350.
- Provisions for the security of IT facilities, software, and equipment utilized for automation. See SAM § 5330.
- Establishment and maintenance of an IT risk management program, including a risk analysis process. See SAM § 5305.
- Establishment and maintenance of an agency Disaster Recovery Plan. See SAM § 5355.
- A security and ongoing privacy program, including an annual training component for all employees and contractors. Refer to GC 11019.9 and CC 1798.
- Compliance with state audit requirements relating to the integrity of information assets. See SAM § 20000 et seq.
- Policies to ensure that information security and information privacy are incorporated at each phase of the Information Systems Development Life Cycle.
- Risk assessments in accordance with SAM, § 5305.1 to ascertain the threats and vulnerabilities that impact the CDCR's information assets and implement appropriate mitigations.
- Information security training for employees who use information assets in the course of their assigned duties to ensure awareness and understanding of the Department's policies.
- Coordination of information security audits for compliance with security policies.
- Reporting of deficiencies for noncompliance with the CDCR security policies for management's corrective action.
- Reporting violations of this policy to the hiring authority of the employee alleged to have committed the act or the Office of Internal Affairs (OIA), when appropriate.
- Adherence to requirements established in SAM, § 5300.3.
- Periodic review of security policies for changes that may be necessary as a result of technology evolution or changes in Department operations.

This policy includes, but is not limited to, the following information assets:

- All categories of automated information including, but not limited to, records, files, and data bases.

- IT facilities, software, and equipment (including personal computer systems) owned or leased by the CDCR.

49020.5 Roles and Responsibilities

The Department has established the necessary policies, procedures, practices, and controls to protect information assets from accidental or intentional disclosure, destruction, or modification, and to comply with all applicable State and federal privacy acts. Information assets covered by this Article include, but are not limited to:

- All categories of automated information including, but not limited to, records, files, and data bases.
- IT facilities, software, and equipment (including personal computer systems) owned or leased by the CDCR.

The following is a description of the organizational responsibilities for administering this program:

Secretary

The Secretary has the ultimate responsibility for ensuring a risk management program is established that:

- Assigns management responsibilities for IT risk management.
- Provides for the integrity and security of automated and paper information, produced or used in the course of agency operations.
- Complies with state and audit requirements relating to the integrity of information assets.

Director of Enterprise Information Services (EIS)

The Director of EIS has the delegated responsibility for establishing and maintaining an information security program within the Department. It is the responsibility of the Director of EIS to assure that information assets are protected from the effects of damage and destruction, as well as from unauthorized or accidental modification, access, or disclosure. Specifically, the Director of EIS is responsible for ensuring:

- Enforcement of State-level security policies.
- Establishment and maintenance of internal policies that provide for the security of IT facilities, software and equipment, and the integrity and security of the agency's automated information.
- Department compliance with reporting requirements related to security issues.
- Appointment of a qualified AISO.
- The participation of management during the planning, development, modification, and implementation of security policies and procedures.

Agency Information Security Officer (AISO)

SAM, § 5315.1 requires that each agency designate an AISO. Additionally, to avoid conflicts of interest, the following restrictions shall apply to the AISO:

- The AISO shall not have direct responsibility for information processing.
- The AISO shall not have direct responsibility for access management functions.
- The AISO shall not have direct responsibility for any departmental computer-based systems.
- The AISO shall not have any special allegiance or bias toward a particular program or organization.
- The AISO will have direct responsibility for the CDCR Information Security Office.
- The AISO will report allegations of misconduct or criminal activity to OIA and assist with investigations as necessary.

The AISO is responsible for overseeing Agency policies and procedures designed to protect its information assets. In accordance with State policy, the AISO shall be accountable to the Secretary with respect to the following responsibilities:

- Implementation of necessary procedures to ensure the establishment and maintenance of a security program.
- Establishment of security policies and procedures designed to protect information assets.
- Identification of confidential and sensitive information and critical applications.
- Identification of vulnerabilities that may cause inappropriate or accidental access, destruction or disclosure of information, and the establishment of security controls necessary to eliminate or minimize their potential effects.

- Establishment of procedures necessary to monitor and ensure the compliance of established security and risk management policies and procedures.
- Coordination with internal auditors to define their roles in automated information system planning, development, implementation, operations, and modifications relative to security.
- Coordination with the applicable data center's Information Security Officer or staff on matters related to the planning, development, implementation, or modification of information security policies and procedures that affect the Department.
- Acquisition of appropriate security equipment and software.
- Establishment of procedures to comply with control agency reporting requirements.
- Development and maintenance of controls and safeguards to control user access to information.
- Establishment of mechanisms to assure that CDCR staff (with particular emphasis on the owners, users, and custodians of information) are educated and aware of their roles and responsibilities relative to information security.
- Establishment of training programs for CDCR employees related to information security.

EIS Technical Management

Department technical management has the following responsibilities relative to the Department's information security program:

- Ensuring that management, the Information Security Office, assigned owners, custodians, and users are provided the necessary technical support services with which to define and select cost effective security controls, policies, and procedures.
- Ensuring the implementation of security controls and procedures as defined by the owners of information.
- Ensuring the implementation of system controls necessary to identify actual or attempted violations of security policies or procedures.
- Ensuring that the owners of information and the Information Security Office are notified of any actual or attempted violations of security policies and procedures.

Program Management

Department program managers have the following responsibilities in relation to the Department's security program:

- Establishing the procedures necessary to comply with State information security policy in relation to ownership, user, and if appropriate, custodian of information responsibilities.
- Ensuring that State program policies and requirements are identified relative to security requirements.
- Ensuring the proper data classification of automated information for which the program is assigned ownership responsibility.
- Ensuring the participation of the Information Security Office and technical staff in identifying and selecting appropriate and cost-effective security controls and procedures, and to protect information assets.
- Ensuring that appropriate security requirements for user access to automated information are defined for files or data bases for which the program is assigned ownership responsibility.
- Ensuring the proper planning, development, and establishment of security policies and procedures for files or data bases for which the program has ownership responsibility, and for physical devices assigned to and located in the program area(s).
- Ensuring that custodians of program information are provided the appropriate direction to implement the security controls and procedures that have been defined.
- Ensuring that procedures are established to comply with control agency reporting requirements.

Program Personnel and Users

Program personnel have the following security responsibilities:

- Implementing and monitoring data quality assurance functions to ensure the integrity of data for which the program is assigned ownership responsibility.
- Complying with applicable federal, State, and Department security policies and procedures.
- Complying with applicable federal and State statutes.
- Identifying security vulnerabilities and informing program management and the Information Security Office of those vulnerabilities.
- Ensuring that management, the Information Security Office, and assigned owners, custodians, and other users are provided the necessary technical support services with which to define and select cost-effective security controls, policies, and procedures.

- Ensuring the implementation of security controls and procedures as defined by the owners of information.
- Ensuring the implementation of system controls necessary to identify actual or attempted violations of security policies or procedures.
- Ensuring that the owners of information and the Information Security Office are notified of any actual or attempted violations of security policies and procedures.

Data Owners

The owners of information are responsible for classifying the information, defining precautions for its integrity, disposing of the information, defining initial levels of access needed, filing security incident reports, securing signed security agreements, and forwarding them to the Data Custodian, and identifying the level of acceptable risk.

Data Custodians

The custodians of information, including the Office of Technology Services (OTech) Data Center, are responsible for complying with applicable laws, policies and procedures established by the owner and the AISO, advising the owner and the AISO of any threats to the information, and notifying the owners and the AISO of any violations of security policies, practices, and procedures.

In addition, the data custodians for an information system have the following access management responsibilities:

- Access Authorization - The granting of permission to execute a set of operations in the system. Access privileges shall be allocated to users on a need-to-use basis, with the minimum required privileges required for their functional role.
- Access Control - Enabling the performance of tasks by hardware, software, and administrative controls that would have the effect of monitoring a system's operation, ensuring data recovery, performing user identification, and granting access to users.
- Accountability - The work necessary to set up the ability to trace violations or attempted violations of system security to the individual(s) responsible.

Information Security Coordinators

Every organizational entity that uses computer systems, or uses computer applications shall designate an Information Security Coordinator (ISC) for each site maintained by that entity. The designated ISC shall be responsible for ensuring that applicable CDCR policies and procedures are followed, and shall act as the security liaison to the Information Security Office. The CDCR Information Security Office will serve as the ISC for EIS staff.

A procedure shall be developed by each of these organizational entities, subject to approval by the AISO. The procedure shall be constrained as follows:

- The designation of an ISC for the decentralized or control entity shall be in writing and shall identify the name, work address, and telephone number of the ISC.
- The AISO shall maintain a file of all current and past designated ISCs.
- The designated ISC shall be aware that they are the designated ISC and the responsibility that the designation entails.
- The designated ISC shall ensure compliance with information security policies and procedures, and with any security guidelines issued by the owners of decentralized automated systems.

49020.6 CDCR Information Asset Protection

CDCR shall provide for the integrity and security of its information assets by identifying all automated files and databases for which CDCR has ownership responsibility, and ensuring that responsibility for each automated file or database is defined with respect to the following:

- Owners of the information within CDCR.
- Custodians of the information.
- Users of the information.
- Classification of the information to ensure that each automated file or database is identified as to its information class in accordance with law and administrative policy.

49020.6.1 Information Security Ownership/Authority

An owner of any CDCR information shall be the approval authority for all requests for access to such information under his or her control. Approval authority may be delegated to a designated representative. The owner has an obligation to restrict access to the specific information to instances that are necessary and sufficient to meet the

demonstrated need or right of the requestor. The owner shall consult with EIS to determine the most appropriate on-line access mechanisms for a specific request, keeping in mind that EIS is obligated to restrict the mechanisms to those that are necessary and sufficient to meet the requestor's need for, or right to, such information.

The owner is ultimately responsible for the integrity of the entrusted information. This responsibility requires that the owner have control over who can access, modify, disclose, or destroy information. The owner shall exercise the responsibility to communicate information security requirements to all appropriate personnel, and to make use of all available security features. Additionally, the owner shall determine that implemented security measures are adequate to meet the requirements of the application, and ensure that an employee's access authority is removed immediately upon separation or change of duties such that access is no longer necessary.

49020.6.2 Classification of Information

CDCR's records, automated files, and databases are essential public resources that must be given appropriate protections from unauthorized use, access, disclosure, modification, loss, or deletion. The discovery and classification of CDCR Information Assets is a continuing endeavor and requires the ongoing support of information owners and other stakeholders.

- The EIS Enterprise Architecture organization is responsible for maintaining and facilitating the processes and procedures for enterprise governance of CDCR Information Assets and engaging Information Owners and Stakeholders for Information Security Classification decision-making and governance.
- Information Owners are responsible for reviewing and classifying information, solely or with others, for information they own or share ownership of, and for participating in the CDCR Information Governance process; the final ruling for Security Classification decisions rests with the Information Owners.
- Stakeholders are responsible for raising Information security concerns with respect to Information Security Classification and ensuring information is treated appropriately based on duly made classification decisions.
- All users of CDCR Information are responsible for protecting CDCR Information under their control or influence from unauthorized use, access, disclosure, modification, loss, or deletion, including notifying appropriate CDCR authorities when vulnerabilities to CDCR Information is noticed or when Security Classifications or protections for CDCR Information appear inadequate.

CDCR will classify each record, file, and database using the following classification structure:

- Public Information – information maintained by CDCR that is not exempt from disclosure under the provisions of the California Public Records Act (GC §§ 6250-6265) or other applicable state or federal laws (SAM § 5320.5).
- Confidential Information – information maintained by CDCR that is exempt from disclosure under the provisions of the California Public Records Act (GC §§ 6250-6265) or other applicable state or federal laws (SAM § 5320.5).
- High Risk Confidential Information (HRCI) - Non-public information that if disclosed could result in a significant harm (including financial, legal, risk to life and safety or reputational damage) to the CDCR or individual(s) if compromised through alteration, corruption, loss, misuse, or unauthorized disclosure. Examples of HRCI include, but are not limited to, information such as the following:
 - Personally identifiable information such as person's name in conjunction with the person's social security, credit or debit card information, individual financial account, driver's license number, state ID number, or passport number, or a name in conjunction with biometric information;
 - Personal health information such as any information about health status, provisions of health care, or payment for health care information as protected under the Health Insurance and Portability Act of 1996;
 - Correctional Offender Record Information as defined in California PC §§ 13100-13104;
 - All IT infrastructure information that would reveal vulnerabilities to, or otherwise increase the potential for an attack on, an information technology system of a public agency, including but not limited to firewall and router configurations, server names, IP addresses, and other system configurations;
 - Any document which contains information identifying any Confidential Informant, or confidential information provided, as defined in CCR Title 15, § 3321;
 - Any documentation of information which contains information or data within any Gang Data Base as defined in the Department Operations Manual (DOM) §§ 52070.22 through 52070.24;

- Records of investigations, intelligence information, or security procedures as specified in the PRA Section 6254(f).
- Personnel, medical, or similar files, the disclosure of which would constitute an unwarranted invasion of personal privacy protected under the California Government Code § 6254(c) or the Peace Officers Bill of Rights under Government Code §§ 3300 et seq.
- Sensitive Information – information maintained by CDCR that requires a higher than normal assurance of accuracy and completeness. Thus the key factor for sensitive information is that of integrity. Typically, sensitive information includes records of financial transactions and regulatory actions.

Personal Information requested by researchers not under the authority of CDCR may only be received by University of California or other non-profit educational institutions and in accordance with the provisions set forth in law, including the prior review and approval by the Committee for the Protection of Human Subjects (CPHS) of the California Health and Human Services Agency before such information is released (SAM § 5320.5). See Civil Code § 1798.24(t).

49020.7 Human Resources Security

CDCR requires that personnel practices related to security management must include:

- Employment history and background checks on all employees.
- The signing of the Computing Technology User Agreement Form 1857 for all staff that uses CDCR's Information Technology, thereby agreeing to abide by CDCR's Workgroup Computing policies.
- The signing of the CDCR Security Awareness Self-Certification and Confidentiality Form ISO-3025 on an annual basis, thereby certifying the employee shall comply with CDCR's Information Security Policy.

49020.7.1 Segregation of Duties in the Information Security Program

There shall be a strict separation of duties among, and within, all organizations responsible for using, operating, and developing computer based information systems. Separation of duties shall be maintained to ensure a separation of responsibilities for initiating and authorizing transactions, recording of transactions, and custody of assets. Segregation of duties, similar to that required in manual systems, shall be implemented in computerized systems.

The following guidelines shall be used regarding such separation of duties:

- Convert and Conceal - No one person should be able to convert a resource to their personal use and be able to conceal the action.
- Custody and Control - No one person should have custody of an asset and at the same time be solely responsible for the accounting for that asset.
- Custody and Access - No one person shall have custody of an asset and, at the same time, have unrestricted access to the records pertaining to that asset.
- Origination and Authorization - No one person shall both originate and authorize a transaction.
- Originate and Maintain - No one person shall both enter a transaction and maintain the related master file.
- Access and Restriction - Access to transactions shall be on a need-to-know basis.

EIS is charged with the responsibility for the development and maintenance of computer based systems for the CDCR. In this capacity, EIS provides a service to actual or potential users of computer-based information systems. In addition, there are several computer "user" groups throughout the Department. Each of these organizations is providing a service to all actual or potential users of computer based information systems.

To ensure that assigned responsibilities are met and that separation of duties is maintained, individuals/programs shall not originate or authorize transactions, have custody or control over online data processing assets, or have the authority to originate master file changes. Source documents shall originate and be controlled by functions independent of such persons/programs.

Appropriate procedures shall be developed, subject to approval by the AISO, to ensure that adequate controls exist to ensure the separation of duties and responsibilities.

The procedures may include variances to the Change Management Process in order to resolve failures of critical applications. Such

variances shall provide for audit trails and retroactive release or approval documentation, and require the prior approval of the AISO.

49020.7.2 Annual Information Security Self Certification

All CDCR employees requiring access to CDCR information assets are responsible for annually self-certifying that they are in compliance with applicable CDCR information security policies. The ISO is responsible for ensuring compliance with this policy. Responsibility for the dissemination of the policies rests with the owner and the designated ISC; responsibility for compliance rests with the end-users.

The following is required to ensure compliance with the above is maintained:

- A separate statement of self-certification shall be signed by every employee that accesses or uses CDCR's information assets.
- Each self-certification shall be signed by a representative of the senior management from the organizational entity.
- Each self-certification is to be filed with the local ISC and available for review by the Information Security Office.

49020.7.3 Information Security Awareness

It is the responsibility of CDCR management at all levels to ensure that personnel are aware of their responsibilities:

- All employees are accountable for the implementation of information security policies and procedures within their areas of responsibility.
- Accountability requires that employees be aware of the Department's information security policies and procedures.
- All employees that are owners, users, or custodians of a departmental information system shall receive annual information security training.
- Security awareness training shall be given as a part of each employee's orientation and annually thereafter. Each employee shall receive a copy of the security policy. All employees that access or use information assets shall annually complete and sign a self-certification form.
- All employees changing jobs or exiting owner, user, or custodian status, shall have their security privileges reviewed immediately, and such persons shall be prevented from having any further opportunity to access information which they no longer have a business need based on their new job duties.
- Employees with the status of owner, user, or custodian shall have a job description that details that status and the security requirements therein.
- Systems, including CDCR's mission critical systems and Internet access, shall be monitored and activity logs maintained as per the Department's ISSG.

49020.7.3.1 Security Awareness Training within CDCR

All persons who have access to any CDCR information shall be provided security awareness training at the time such access begins and at minimum annually thereafter. The Information Security Coordinators shall ensure that security awareness training is provided prior to the employees' self-certification of their awareness of CDCR's information security policies, and the renewal of access privileges to CDCR information resources.

Security awareness training falls into the following two categories:

- Information Security
 - All individuals having access to CDCR information shall be made aware of the background, scope, and objectives of CDCR's information security program and of specific CDCR information security policies and procedures that are applicable to the level and type of access granted to the individual. The minimum training shall consist of completion of the departmental computer-based training module.
- Incident Reporting
 - All CDCR employees shall also be made aware of the events and activities that constitute threats to the organization for which they work and of the actions to be taken when confronted by those events or activities (see DOM § 49020.12).

49020.7.4 Consequences of Information Security Violations

During the time that a suspected violation is under investigation, the suspected violator's access privileges may be revoked or other appropriate action taken to prevent harm to the CDCR.

All violations of security policies or procedures are subject to disciplinary action up to and including dismissal from State service. The specific disciplinary action that shall be taken depends upon the nature of the violation and the impact of the violation on the CDCR's information assets and related facilities. For further information see DOM Chapter 3, Article 22, Employee Discipline.

49020.7.5 Return of Information Assets

All employees, contractors, and third party users shall immediately return all of the CDCR's information and assets in their possession upon termination of their employment, contract, or agreement.

49020.7.6 Removal of Access Rights

Upon termination, position change or change of duties, the access rights of an individual to assets associated with information systems and services shall be evaluated. This will determine whether it is necessary to remove access rights. Changes of employment should be reflected in removal of all access rights that were not approved for the new position. The access rights that should be removed or adapted include physical and logical access, keys, identification cards, information processing facilities, subscriptions, and removal from any documentation that identifies them as a current member of the group. If a departing employee, contractor or third-party user has known passwords for accounts remaining active, these should be changed upon termination or change of employment, contract or agreement.

49020.8 Physical Access Control and Environmental Safety

The sensitivity of CDCR's information assets and personnel safety requires that all CDCR computer facilities have physical controls to prevent unauthorized access.

All information resource facilities must be physically protected in proportion to the criticality or importance of their function. Physical access procedures must be documented, and access to such facilities must be controlled. Access lists must be reviewed at least quarterly or more frequently depending on the nature of the systems that are being protected.

Each owner and custodian of departmental information systems shall establish physical controls over their information assets. This requirement applies to workstations with confidential or sensitive information and includes network and data communications components, as well as, application and database servers.

49020.8.1 Use of Secure Areas to Protect Data and Information

- Use physical methods to control access to areas. These methods include, but are not limited to, locked doors, secured cage areas, vaults, ID cards, and biometrics.
- Restrict building access to authorized personnel.
- Identify areas within a building that should receive special protection and be designated as a secure area. An example is a server room.
- Security methods should be commensurate with security risk.
- Ensure that physical barriers are used to prevent contamination from external environmental sources.
- Compliance with fire codes.
- Installation, use and maintenance of air handling, cooling, UPS and generator backup to protect the IT investment in server rooms.

49020.8.2 Physical Access Management to Protect Data and Information

- Access to facilities that host critical CDCR IT infrastructure, systems and programs must follow the principle of least privileged access. Personnel, including full and part-time staff, contractors and vendors' staff should be granted access to only those facilities and systems that are necessary for the fulfillment of their job responsibilities.
- The process of granting physical access to information resource facilities must include the approval of the Director of EIS, or his/her designee. Access reviews must be conducted at least quarterly, or more frequently, depending on the nature of the systems that are being protected. Removal of individuals who no longer require access must then be completed in a timely manner.
- Access cards and keys must be appropriately protected, not shared or transferred, and returned when no longer needed. Lost or stolen cards/keys must be reported immediately.
- Security clearance for visitors should include, but is not limited to, a sign-in book which includes the date and time of entry and departure, employee escort within a secured area, ID check and ID badges where critical information resources are contained.

49020.8.3 Protecting Against External and Environmental Threats

- Consideration shall be given to any security threats presented by neighboring premises, e.g. a fire in a neighboring building, water leaking from the roof or in floors below ground level or an explosion in the street.

- The following guidelines should be considered to avoid damage from the fire, flood, earthquake, explosion, civil unrest, and other forms of natural or man-made disaster:
 - Hazardous or combustible materials should be stored at a safe distance from a secure area. Bulk supplies such as stationary should not be store within a secure area;
 - Fallback equipment and back-up media should be sited at a safe distance to avoid damage from a disaster affecting the main site;
 - Appropriate firefighting equipment should be provided and suitably placed.

Working in Secure Areas

Physical protection and guidelines for working in secured areas shall be applied. The following guidelines should be considered:

- Personnel should only be aware of the existence of, or activities within, a secure area on a need to know basis;
- Unsupervised personnel working in secure areas should be avoided both for safety reasons and to prevent opportunities for malicious activities;
- Vacant secure areas should be physically locked and periodically checked;
- Photographic, video, audio or other recording equipment, such as cameras in mobile devices, should not be allowed, unless authorized.

49020.8.4 Data Processing Equipment Siting and Protection

Data processing equipment shall be sited and protected to reduce the risks from environment threats and hazards, and opportunities for unauthorized access.

The following guidelines shall be applied to protect equipment:

- Equipment should be sited to minimize unnecessary access into work areas;
- Facilities handling sensitive data should be positioned and the viewing angle restricted to reduce the risk of information be viewed by unauthorized persons during their use, and storage facilities secured to avoid unauthorized access;
- Items requiring special protection should be isolated to reduce the general level of protection required;
- Controls shall be adopted to minimize the risk of potential physical threats, e.g., theft, fire, explosive, smoke, water (or water supply failure), dust, vibration, chemical effects, electrical supply interference, communications interference, electromagnetic radiation, and vandalism;
- Guidelines for eating, drinking, and smoking in proximity to facilities should be established;
- Equipment processing confidential and/or sensitive information shall be protected to minimize the risk of information leakage due to emanation.

49020.8.5 Cabling Security

Power and telecommunications cabling carrying data or supporting information services shall be protected from interception or damage. The following guidelines should be considered:

- Power and telecommunication lines into facilities shall be underground, where possible, or subject to adequate alternative protection;
- Network cabling shall be protected from unauthorized interception or damage, for example by using conduit or by avoiding routes through public areas;
- Power cables should be segregated from communications cables to prevent interference;
- Clearly identifiable cable and equipment markings shall be used to minimize handling errors, such as accidental patching of wrong network cables;
- For sensitive or critical systems further controls to consider include:
 - Installation of armored conduit and locked rooms or boxes at inspection and termination points;
 - Use of alternative routings and/or transmission media providing appropriate security;
 - Use of fiber optic cabling;
 - Use of electromagnetic shielding to protect the cables
 - Initiation of technical sweeps and physical inspections for unauthorized devices being attached to cables;
 - Controlled access to patch panels and cable rooms.

49020.8.6 Secure Disposal or Re-Use of Equipment

All items of equipment containing storage media shall be checked by the appropriate IT support staff to ensure that any confidential or sensitive data and licensed software has been removed or securely overwritten prior to disposal.

49020.8.7 Removal of Property

Equipment, information or software shall not be taken off-site without prior authorization.

For administrative purposes, all information residing on CDCR's computers that is considered to be sensitive or confidential shall be treated as such by all persons who have access to it and shall be protected from unauthorized access.

49020.9 Information Integrity and Data Security

Security controls shall be established to ensure that data entered into and stored in its automated files or databases are complete and accurate, as well as ensuring the accuracy of disseminated information. Security measures will be established to ensure that access is limited to authorized users.

49020.9.1 High Risk Confidential Information

No High Risk Confidential Information (HRCI) shall be present on any computer resource, including workstations that are not under the CDCR's direct control unless authorized on a case-by-case basis by the AISO and the owner of the information unless encrypted using a CDCR approved encryption standard. HRCI is defined as non-public information that if disclosed could result in a significant harm (including financial, legal, risk to life and safety or reputational damage) to the CDCR or individual(s) if compromised through alternation, corruption, loss, misuse, or unauthorized disclosure. Examples of HRCI include, but are not limited to, information such as the following:

- Personally identifiable information such as person's name in conjunction with the person's social security, credit or debit card information, individual financial account, driver's license number, state ID number, or passport number, or a name in conjunction with biometric information;
- Personal health information such as any information about health status, provisions of health care, or payment for health care information as protected under the Health Insurance Portability and Accountability Act of 1996;
- Correctional Offender Record Information as defined in California PC §§ 13100-13104;
- All IT infrastructure information that would reveal vulnerabilities to, or otherwise increase the potential for an attack on, an information technology system of a public agency, including but not limited to firewall and router configurations, server names, IP addresses, and other system configurations;
- Any Document which contains information identifying any Confidential Informant, or information provided, as defined in CCR Title 15, Section 3321;
- Any documentation of information which contains information or data within any Gang Data Base as defined in the DOM §§ 52070.22 through 52070.24;
- Records of investigations, intelligence information, or security procedures as specified in the PRA § 6254(f).

Appropriate procedures to utilize confidential CDCR information on any of CDCR's computer resources, including any computer such as mainframes, servers, workstation, and other information assets on the CDCR network are outlined in this Article. The level of security measures shall be commensurate with the data classification of the information involved.

49020.9.2 Confidentiality of Security Mechanisms

The specific security mechanisms used by the Department to control access to its information resources are confidential.

Information concerning specific details of access controls shall not be divulged except on a need-to-know basis, and then only to persons for whom there are signed security agreements on file.

49020.9.3 Confidentiality of Production Application Software

All documentation concerning production applications residing on the CDCR's mainframes, servers, network infrastructure, and workstations is confidential.

Appropriate procedures to protect and preserve the confidentiality of an application's documentation are to be developed by the data custodian that has responsibility for, or custody of, such application. The procedures shall ensure that documentation is not divulged except on a need-to-know basis, and then only to persons for whom there are signed security agreements on file.

49020.9.4 Confidentiality of Information on CDCR Information Systems

Appropriate procedures shall be developed by the appropriate data custodians to protect and preserve the confidentiality of the

Department's information stored or residing in or on CDCR controlled environments, such as the CDCR Network, individual stand-alone desktop and laptop workstations, browser-based applications such as Parole-LEADS, and the SOMS. Additionally, no High Risk Confidential Information shall be faxed, reproduced (e.g., photocopied), distributed via unencrypted e-mail, downloaded to a non-confidential system, given to an unauthorized recipient, or transmitted by telephone to any entity without appropriate security controls in place that are documented in the CDCR ISSG.

49020.9.5 Confidentiality Agreements

Requirements for confidentiality or non-disclosure agreements reflecting the CDCR's needs for the protection of information should be identified and regularly reviewed. Confidentiality and non-disclosure agreements protect organizational information and inform signatories of their responsibility to protect, use, and disclose information in a responsible and authorized manner.

Confidentiality or non-disclosure agreements should address the requirement to protect confidential information using legally enforceable terms. To identify requirements for confidentiality or non-disclosure agreements, the following elements should be considered:

- A definition of the information to be protected (e.g., confidential information);
- Expected duration of an agreement, including cases where confidentiality might need to be maintained indefinitely;
- Required actions when an agreement is terminated;
- Responsibilities and actions of signatories to avoid unauthorized information disclosure (such as "need to know");
- Ownership of information, trade secrets and intellectual property, and how this relates to the protection of confidential information;
- The permitted use of confidential information, and rights of the signatory to use information;
- The right to audit and monitor activities that involve confidential information;
- Process for notification and reporting of unauthorized disclosure or confidential information breaches;
- Terms for information to be returned or destroyed at agreement cessation; and
- Expected actions to be taken in case of a breach of this agreement.

Based on the CDCR's security requirements, other elements may be needed in a confidentiality or non-disclosure agreement. Confidentiality and non-disclosure agreements should comply with all applicable laws and regulations for the jurisdiction to which it applies. Requirements for confidentiality and non-disclosure agreements should be reviewed periodically and when changes occur that influence these requirements.

49020.9.6 Information Sharing with External Parties

The risk to CDCR's information and facilities from business processes involving external parties should be identified and appropriate controls implemented before granting access.

When there is a need to allow an external party access to the facilities or information of the CDCR, a risk assessment should be carried out to identify any requirements for specific controls. The identification of risks related to external party access should take into account the following issues:

- The facilities an external party is required to access;
- The type of access the external party will have to the information and facilities, e.g., physical access to offices, computer rooms, filing cabinets or logical access to an organization's databases and information systems;
- Network connectivity between the organization's and the external party's network(s), e.g., permanent connection, remote access;
- Whether the access is taking place on-site or off-site;
- The value and sensitivity of the information involved, and its criticality for business operations;
- The controls necessary to protect information that is not intended to be accessible by external parties;
- The external party personnel involved in handling the organization's information;
- How the organization or personnel authorized to have access can be identified, the authorization verified, and how often this needs to be reconfirmed;
- The controls employed by the external party when storing, processing, communicating, sharing, and exchanging information;
- The impact of access not being available to the external party when required, and the external party's entering or receiving inaccurate or misleading information;

- Practices and procedures to deal with information security incidents and potential damages, and the terms and conditions for the continuation of external party access in the case of an information security incident;
- Legal and regulatory requirements and other contractual obligations relevant to the external party that should be taken into account; and
- How the interests of any other stakeholders may be affected by the arrangements. Access by external parties to the CDCR's information should not be provided until the appropriate controls have been implemented and, where feasible, a Data Sharing Agreement (DSA) or Memorandum of Understanding (MOU) has been signed, defining the terms and conditions for the connection or access and the working arrangement. Generally, all security requirements resulting from work with external parties or internal controls should be reflected by the agreement with the external party.

It should be ensured that the external party is aware of their obligations, and accepts the responsibilities and liabilities involved in accessing, processing, communicating, or managing the organization's information and facilities.

49020.9.7 Personal Computer Security

Information maintained in a personal computer system, including laptop computers and mobile devices, must be subjected to the same degree of management control and verification of accuracy that is provided for information that is maintained in other automated files. Files containing High Risk Confidential Information or sensitive data shall not be stored in personal computer systems unless it can be demonstrated that doing so is in the best interest of CDCR and that security measures have been implemented to provide adequate protection. Proposals to use desktop or laptop computers to maintain or access files containing High Risk Confidential Information or sensitive data must be approved by the Agency Information Security Officer (SAM § 5315.1) before implementation. The Agency Information Security Officer will determine that the proposal complies with all applicable provisions of the SAM dealing with information security and risk management (SAM §§ 5300 through 5399).

49020.9.8 Personal Computing Devices

Using personally-owned devices to access departmental information resources may jeopardize the integrity and security of CDCR's information resources. In regard to personally-owned devices, the following provisions shall be followed:

- Personally-owned electronic devices shall not connect to, transfer data to or from, or be used to copy data to or from the CDCR Network;
- Personally-owned smartphones such as Android devices, iPhones, Treos, Blackberry devices shall not connect to, transfer data to or from, or be used to copy data to or from the CDCR Network. CDCR e-mail shall not be setup for delivery or used on any personally-owned Smartphone or electronic device;
- Personally-owned USB memory "sticks," "cards," or "external drives" shall not be used to copy, forward, or transfer CDCR data from CDCR local drives, networks, or e-mail systems.

Exemptions to these provisions shall require approval from all impacted data owners and the Agency Information Security Officer.

49020.9.9 Mobile Computing and Storage Devices

All mobile computing and storage devices that access the CDCR network and/or store CDCR data must be compliant with CDCR Information Security Policies and Standards. In regard to mobile computing and storage devices, the following provisions shall be followed:

- High Risk Confidential Information on any stored on mobile computing and storage devices must be encrypted;
- Any and all mobile computing devices used within the CDCR information and computing environments must meet all applicable CDCR encryption standards. Mobile computing devices shall be tracked in an information assets inventory;
- CDCR information security policies applicable to desktop or workstation computers apply to mobile computing devices;
- Employees will delete information from their portable device or portable storage media once it is no longer needed;

- All CDCR laptops shall connect to the CDCR network at a minimum of 42 days or another designated time frame to receive updates;
- Personal long distance calls shall not be made from state-issued handheld devices except as authorized in DOM Chapter 1 Organizational Structure, Article 12 – Telephones, Facsimiles, and Cellular Type Telephones.
- Personal local calls shall not be made from state-issued handheld devices except as authorized in DOM Chapter 1 Organizational Structure, Article 12 – Telephones, Facsimiles, and Cellular Type Telephones.

49020.10 Access Control

Access to any of the CDCR's computerized information on any of the CDCR's computers or the OTech Data Center is restricted to authorized persons. All access to CDCR's information systems shall be protected by at least user ID/password access control. Any software installed on information systems which use password protection features shall provide for non-display of, and restricted control over, passwords. No software that allows the authentication process to be bypassed or comprised may be installed on those computers.

- Any person requiring such access shall:
 - Be a State employee or a bona fide representative of the Department.
 - Demonstrate either a need for, or a legal right to, the information.
 - Receive formal authorization from the owner of the information.
 - Accept legal responsibility for preserving the security of the information.

The sensitivity of the information residing in the CDCR's computerized environments requires strict controls over who is allowed access to that environment, which information may be accessed, and how that information may be accessed.

The following uniform access authorization procedure assumes that all pertinent procedures have been followed, and all CDCR-required system approvals have been obtained. This policy is for access to existing information resources. The uniform access authorization procedure is as follows.

- All access requests shall be sent to the system owner with a copy to the AISO. The request shall contain the following:
 - The name of the requester.
 - The specific information for which access is desired.
 - The reason(s) why the requestor has a need for, or right to, the information.
 - The frequency and duration of the requested access.
 - The type of access (e.g., read, update, copy, etc.).

After the data owner approves the request for access and returns it to the requestor, the approval is then routed to either EIS or the requesting organization's ISC for action.

49020.10.1 Information Security-Responsibilities of Password Owners

Access to CDCR's information systems is restricted by password to only authorized persons. Authorized persons shall never reveal their passwords to anyone for any reason. Authorized persons using a computer shall log off or activate a password-protected screensaver before leaving the immediate vicinity of the computer or terminal. Additionally, no ability shall exist for a user to store, load, or invoke the log on process on any CDCR computer, by any method that includes the user Resource Access Control Facility (RACF), ID, or the password. Violation of this Policy may result in the revocation of all access privileges and appropriate disciplinary action. Such disciplinary action may be based not only on the violation itself, but also on all activity performed by those obtaining access to a system or information asset due to a violation of this Policy.

The password is a major "key" to the integrity of CDCR's automated environment. The password policy exists to protect the integrity of that "key."

User IDs shall never be duplicated. User ID security is backed up by the existence of passwords. Owners are responsible for anything for which their password is used. Therefore, as a matter of self-protection, the password owner shall:

- Not tell anyone what their password is.
- Not write down their password.
- Not use an obvious password. Obvious passwords include one's name or nickname, the names of one's children, one's user ID, names, or words associated with hobbies ("DANCER," "SKIER," "GOLFER," etc.), names associated with favorite books, TV shows, or movies ("JEDI," "FRODO," "PICARD", "RHETT," etc.), "SECRET," "SECURE," "PASSWORD," all spaces or the "enter" key, "9999999," "XXXXXXXX," driver's license, social security numbers, the name of the current month, etc.
- Not use words that can be looked up in any dictionary, including foreign languages (e.g., Latin).
- Use non-obvious passwords, such as word combinations rather than single words ("COMPUTERUSER," "SKIBUM," "IAMADANCER," etc.) intentionally misspelled words ("KRAKER," "KORECTUNS," etc.), or random combinations of letters and numbers, etc.

- Use passwords that are at least eight characters long.
- Change the password in accordance with specific application requirements, every 30 to 90 days, depending on the application.

If the password owner becomes aware that a correct password is being rejected, that user should immediately notify the local ISC and the AISO, since this may indicate that someone has discovered the password and has changed it without the owner's permission, resulting in the owner no longer knowing his or her own password.

If a password is forgotten, the local IT support staff or the CDCR Help Desk shall be contacted for a password reset. They shall validate the owner's identity and give a new temporary, one-time password. The owner shall change this password immediately.

If anyone asks for a password, the owner shall refuse to provide it and shall refer the person to a supervisor. The owner shall then notify the supervisor.

Anyone who knows that any password has been compromised should take the following actions:

- Notify the ISC;
- Notify the immediate manager/supervisor;
- Notify the Information Security Office;
- Complete a "security incident report" and submit it to the Information Security Office.

49020.10.2 Information Security-Responsibilities of Supervisors

People are provided passwords because their jobs require them to access CDCR information systems. When a password owner terminates employment or is reassigned to duties that do not require such access, the immediate supervisor shall, without delay, notify the applicable party of the change.

The authority to access CDCR computers entails a significant risk to the Department's ability to function. Such authority is restricted to persons with a demonstrated need for access. Because that need is, by definition, a function of the person's specific job duties, any change in those duties requires a reevaluation of the need for access. If the duties change such that the need for access no longer exists, the access shall be revoked.

If any password owner changes job duties (via resignation, promotion, transfer, reorganization, separation, etc.), that individual's immediate supervisor shall initiate the following:

- Reevaluate whether the person's new duties still require the authority to access CDCR's computers.
- Notify the local IT support staff or the access management group if the person no longer requires access authority.
- Notify the owner of the relevant CDCR information so that the appropriate paperwork can be initiated to document the removal of the person's access privileges if the person no longer requires access authority.

The lack of use of the access authority is assumed to be proof that the authority is no longer required. Access authority to information assets may be revoked without notice if they are not used regularly.

49020.10.3 Requesting Authority to Access CDCR's Mainframe Environments

Access to an entire mainframe environment shall not be authorized. Access to specific portions of that environment, such as, but not limited to, the system development facilities, shall be authorized for specific organizations. Access to a specific application can be authorized by the Information Owner as a means of meeting a specific request for specific information.

49020.10.4 Unattended Workstations

Active workstations or terminal sessions must not be left unattended. Any authorized or unauthorized activity on an unattended workstation will be attributed to the person whose logon and password activated the terminal or workstation. All sessions shall either be terminated when leaving the immediate area, or protected with a password-activated screensaver.

49020.10.5 Restrictions on Using CDCR Information Assets

The use of all CDCR information assets including any mainframe computers, servers, notebook, laptop and workstation desktop systems, network components, and applications run on or accessed from CDCR computers is restricted to official CDCR business.

49020.10.6 Reassignment of Workstations

The local computer coordinators shall erase all electronic documents from the hard drive of a computer once any staff member of the CDCR has ceased using that computer. All forms of electronic documents that the previous staff member created, received, or used shall be removed. As needed, the electronic documents may be transferred to another computer. Notification of the previous staff member's being placed on litigation hold or being under investigation requires that the information be stored and properly secured until further notification.

49020.11 Information Systems Acquisitions, Development and Maintenance

Information systems include operating systems, infrastructure, business applications, off-the-shelf products, services, and user-developed applications. The design and implementation of the information system supporting the business process can be crucial to security. Security requirements shall be identified and agreed upon prior to the development and/or implementation of information systems. All security requirements shall be identified at the requirements phase of a project and justified, agreed upon, and documented as part of the overall business case for an information system.

49020.11.1 Correct Processing in Applications

Appropriate controls shall be designed into applications to ensure correct processing. These controls should include data validation of input data, internal processing and output data. Additional controls may be required for systems that process, or have an impact on, sensitive, valuable or critical information.

49020.11.1.1 Input Data Validation

Checks shall be applied to the input of transactions. The following guidelines should be considered:

- Dual input or other input checks, such as boundary checking or limiting fields to specific ranges of input data;
- Periodic review of the content of key fields or data files to confirm their validity and integrity;
- Inspecting hard-copy input documents for any unauthorized changes (all changes to input documents should be authorized);
- Procedures for responding to validation errors;
- Procedures for testing the plausibility of the input data;
- Defining the responsibilities of all personnel involved in the data input process;
- Creating a log of the activities involved in the data input process.

49020.11.1.2 Message Integrity

An assessment of security risks should be carried out to determine whether message integrity is required and to identify the most appropriate method of implementation. Data output from an application shall be validated to ensure that the processing of stored information is correct.

Output validation may include:

- Plausibility checks to test whether the output data is reasonable;
- Reconciliation control counts to ensure processing of all data;
- Providing sufficient information for a reader or subsequent processing system to determine the accuracy, completeness, precision, and classification of the information;
- Procedures for responding to output validation tests;
- Defining the responsibilities of all personnel involved in the data output process;
- Creating a log of activities in the data output validation process.

49020.11.2 Cryptographic Controls

Cryptographic controls should be considered to achieve:

- Confidentiality: using encryption of information to protect sensitive or critical information either stored or transmitted;
- Integrity/authenticity: using digital signatures or message authentication codes to protect the authenticity and integrity of stored or transmitted sensitive or critical information;
- Non-repudiation: using cryptographic techniques to obtain proof of the occurrence or non-occurrence of an event or action.

Based on a risk assessment, the required level of protection shall be identified taking into account the type, strength, and quality of the encryption algorithm required. All cryptographic keys shall be protected against modification, loss, and/or destruction.

49020.11.3 Security of System Files

To minimize the risk of corruption to operation systems, the following procedures shall be implemented:

- The updating of operation software, applications, and program libraries, shall only be performed by trained administrators upon management authorization;

- Operational systems shall only contain approved executable code, and not development code or compilers;
- A rollback strategy shall be in place before changes are implemented;
- An audit log shall be maintained of all updates to operational program libraries;
- Previous versions of application software shall be retained as a contingency measure.

Decisions to upgrade to a new software release should take into account the business requirements for the change, and the security of the release, i.e. the introduction of new security functionality or the number and severity of security problems affecting this version. Software patches shall be applied when they can help to remove or reduce security weaknesses.

Physical or logical access shall only be given to non-CDCR employees for support services when necessary, and with approval from the AISO. Access to CDCR information resources should be monitored. Computer software that relies on externally supplied software and modules shall be monitored and controlled to avoid unauthorized changes, which could introduce security weaknesses.

49020.11.4 Protection of System Data

The use of operational databases containing personal information or any other sensitive information for testing purposes should be avoided. If personal or otherwise sensitive information is used for testing purposes, all sensitive details and content should be removed or modified beyond recognition before use.

49020.11.5 Access Control to Program Source Code

Access to program source code and associated items (such as designs, specifications, verification plans and validation plans) shall be strictly controlled, in order to prevent the introduction of unauthorized functionality and to avoid unintentional changes.

49020.11.6 Security in Development and Support Processes

Ensuring the security of application system software and information is essential. As such, production environments shall be strictly controlled.

49020.11.6.1 Change Control Procedures

Formal change control procedures shall be documented and enforced in order to minimize the corruption of information systems. Introduction of new systems and all changes that could possibly have an impact on the users or system availability shall follow a formal process of documentation, specification, testing, quality control, and managed implementation.

This process shall include an analysis of the impacts of changes, and specification of security controls needed. This process shall also ensure that existing security and control procedures are not compromised, that support programmers are given access only to those parts of the system necessary to perform or complete their work, and that formal agreement and approval for any change is obtained.

The following operational change control procedures shall be integrated:

- Maintain a record of the agreed authorization levels;
- Ensure changes are submitted by authorization users and have management approval;
- Review controls and integrity procedures to ensure that nothing will not be compromised by the changes;
- Identify all software, information, database entities, and hardware that require amendment;
- Obtain form approval from the Change Control Board before work commences;
- Ensure system documentation is updated on the completion of the change and that old documentation is archived or disposed of;
- Maintain version control for all software updates;
- Maintain an audit trail of change requests;
- Ensure that operating documentation and user procedures are changed as necessary to remain appropriate;
- Ensure that the implementation of changes take place at the right time and does not have a significant impact to the business involved.

49020.11.6.2 Technical Review of Applications after Operating System Changes

When operating systems are changed, critical business applications shall be reviewed and tested to ensure there is no adverse impact on operations or security.

49020.11.6.3 Outsourced Software Development

Outsourced software development shall be supervised and monitored by EIS.

49020.12 Incident Management

To ensure information security events and weaknesses associated with information systems are communicated in a manner allowing timely corrective actions to be taken, formal event reporting and escalation procedures shall be in place. All employees, contractors and third-party users shall be made aware of the procedures for reporting the different types of events and weaknesses that might have an impact on the security of the CDCR's information assets.

Incident Reporting

It is the responsibility of all departmental employees to report all incidents that would place the Department's information assets at risk. The following incidents shall be reported through the local ISC to the Information Security Office within three days of becoming aware that a security incident has occurred:

- Unauthorized access to, or modification of, State-owned or State-managed data, including non-electronic data such as reports, documentation, and hard copy files.
- Unauthorized use of, or access to, State computer resources, including computer networks and services as well as systems not necessarily connected to a network.
- Unauthorized access to, or modification of, computer software, including operating systems, networks, configurations, and applications. This includes the introduction of malicious software such as viruses, worms, and other malicious software.
- Deliberate or unauthorized acts resulting in disruption of State computer services, including "Denial of Service" attacks.
- Unauthorized use of user account or Internet domain names.
- Destruction of, or damage to, State facilities and/or information assets.
- Break-in or other unauthorized access to State facilities resulting in compromise to the data or computer systems housed within those facilities.
- Security weaknesses that pose a threat to CDCR information resources.

The Information Security Office shall investigate all incidents.

49020.12.1 Incident Report Format

The following information concerning each incident shall be reported to the Information Security Office within three working days of becoming aware of the occurrence of the incident:

- Date and time.
- Location.
- Description of what happened.
- Estimated damages.
- Description of corrective action taken or planned.
- Estimated costs associated with corrective actions.
- If known, identity of those responsible for the incident.
- Descriptions of actions taken or planned against those responsible for the incident.
- Contact name and phone number of the person reporting the incident.

The report submitted to the Information Security Office shall be signed by the appropriate Warden, Regional Parole Administrator, Director, or Assistant Secretary.

Incidents involving the following shall be forwarded to the State Office of Information Services (OIS) within five business days of the initial report, and shall be signed by the AISO and Secretary or their authorized delegate:

- CDCR-owned or CDCR managed data, without authorization, was damaged, destroyed, deleted, shared, altered, or copied, or used for non-state business. This includes computer documentation and configuration information, as well as electronic and non-electronic data and reports.
- Unauthorized parties accessed one or more CDCR computers, computer systems, or computer networks. This includes deliberate and unauthorized uses of CDCR-owned computer services, as well as, "hacker attacks."
- Someone has accessed and without permission added, altered, damaged, deleted, or destroyed any computer programs which reside or exist internal or external to a CDCR computer, computer system, or computer network.
- Disruption of CDCR computer services or denial of computer services occurred in a manner that appears to have been caused by deliberate and unauthorized acts.

- A contaminant was introduced into a CDCR computer, computer system, or computer network. This includes, but is not limited to, viruses, Trojans, worms, and other types of malicious attacks.
- Internet domain names and/or users account names have been used without permission in connection with the sending of one or more electronic mail messages, and thereby caused damage to a CDCR computer, computer system, or computer network, or misrepresented CDCR or CDCR employees in electronic communications.
- Damage or destruction of CDCR information processing facilities has occurred.
- Physical intrusions into CDCR facilities have occurred that may have resulted in the compromise of CDCR data or computer systems.
- Lost, damaged, or stolen devices used for information processing.

The California Highway Patrol's Emergency Notification and Tactical Alert Center (ENTAC) shall be notified of the occurrence of an incident within one day of receipt of the initial report. Incidents involving "Personally Identifiable Information" (PII) or "Personal Health Information" (PHI) involving more than 500 California Residents shall be reported to the Attorney General.

49020.12.2 Collection of Evidence

When misconduct is discovered which constitutes an information security incident in conjunction with a possible violation of departmental policy or criminal violation, precaution must be taken to avoid contamination of the possible electronic evidence. Prior to taking action, the discoverer should contact the Hiring Authority and/or the Office of Internal Affairs (OIA) for direction, if the misconduct could lead to an administrative investigation. If the misconduct rises to the level of criminal misconduct, the OIA must be notified immediately prior to any action being taken.

When there is any incident that involves the preservation of any evidence and after the first responder has consulted with the Hiring Authority/OIA, the first responder is responsible to preserve the electronic crime scene and recognize, collect, and safeguard the digital evidence and/or non-digital evidence. First responders and managers who supervise personnel who process such events should be familiar with the information in this section and perform their duties.

Digital evidence includes all information and data of value to an investigation that is stored on, received, or transmitted by an electronic device. All other evidence is non-digital evidence.

When dealing with digital evidence, general forensic and procedural principles should be applied:

- The process of collecting, securing, and transporting digital evidence should never change the evidence and integrity of the chain of evidence must be maintained.
- Digital evidence should only be examined and/or acquired by those trained specifically for that purpose. First responders without proper training, equipment, or skills should not attempt to explore the contents of or to recover information from any electronic device.
- Everything done during the seizure, transportation, and storage of digital evidence should be fully documented, and preserved. Documentation should include the specific location of the evidence found, how it was collected, labeled, and preserved.
- Package and transport digital evidence in a secure manner consistent with chain of evidence procedures.
- Any Forensic work shall be performed on copies of the digital evidence. The original device(s) shall be secured and protected for the entire process until a matter has been determined closed. The original drive shall not be imaged or cloned without consulting first with the OIA.

When dealing with all other forms of non-digital evidence:

- The original evidence shall be kept securely with a record of the individual who located it.
- The individual who located the original evidence shall prepare a record of the location of the evidence, when the evidence was found, who witnessed the discovery of the evidence.
- Package and transport of non-digital evidence in a secure manner consistent with chain of evidence procedures.

49020.13 Failure to Correct Information Security Deficiencies

Should any audit indicate that the State's security policies are not established or that the Department has not taken corrective action with

respect to security deficiencies, the Department may be subject to any or all of the following:

- Further audit and review by the Department of Finance (DOF), Bureau of State Audits (BSA), State Controller's Office (SCO), and/or Department of Justice (DOJ).
- Revocation by the DOF of delegated approval authority for IT projects.
- Application of penalties specified in GC § 1222.

49020.14 Technical Vulnerabilities Management

Technical vulnerability management shall be implemented in an effective, systematic, and repeatable way with measurements taken to confirm its effectiveness.

A current and complete inventory of information assets will be maintained. Specific information gathered should include software vendor, version numbers, software installed and person(s) responsible for the software installation. Appropriate timely action shall be taken in response to the identification of potential technical vulnerabilities. The following should be established:

- EIS shall define and establish the roles and responsibilities associated with technical vulnerability management, including vulnerability monitoring, vulnerability risk assessment, patching, asset tracking, and any coordination responsibilities required;
- Information resources that will be used to identify relevant technical vulnerabilities and to maintain awareness about them should be identified for software and other technology (based on the asset inventory list.); these information resources should be updated based on changes in the inventory, or when other new or useful resources are found;
- A timeline should be defined to react to notifications of potentially relevant technical vulnerabilities;
- Once a potential technical vulnerability has been identified, EIS shall identify the associated risks and the actions to be taken;
- Depending on the urgency of which a technical vulnerability needs to be addressed, the action taken shall be carried out according to change control procedures or by following the Department's information security incident response procedures;
- If a patch is available, the risks associated with installing the patch should be assessed (the risks posed by the vulnerability should be compared with the risk of installing the patch);
- Patches should be tested and evaluated before they are installed to ensure they are effective and do not result in side effects that cannot be tolerated; if no patch is available, other controls should be considered, such as:
 - Turning off services or capabilities related the vulnerability
 - Adapting or adding access controls, e.g., firewall rules, at the network border;
 - Increased monitoring to detect or prevent actual attacks;
 - Raising awareness of the vulnerability.

Employees, contractors, and third-party users of information systems and services shall not attempt to prove suspected security vulnerabilities. Testing vulnerabilities may be interpreted as a potential misuse of the system and could cause damage to the information system or service and result in disciplinary actions for the individual performing the test.

49020.15 Confidential or Sensitive Information Stored on Workstations

The nature of information classified as confidential or sensitive requires strict controls over access to such assets (SAM § 5335.2). Files containing confidential or sensitive data (as defined in SAM § 5335.2) should not be stored in personal computer systems unless it has been demonstrated that doing so is in the best interest of the Department and that security measures have been implemented to provide adequate protection and approval from the AISO has been given.

With the aforementioned approval, confidential or sensitive information may be stored on or accessed with workstations in accordance with the following provisions:

- Only authorized personnel may have access to confidential or sensitive data.
- Workstations containing or capable of accessing such data shall be equipped with hardware and/or software that provide for authentication techniques, such as password protection of confidential files.
- HRCI and sensitive files shall be encrypted, if the owner deems it necessary. Encryption software must comply with standards documented in the AISO's ISSG.
- Backup files of confidential data shall be maintained in a locked cabinet away from the location of the workstation containing the program providing access to such files.
- Security hardware/software shall comply with standards documented in the ISSG.

- At least two individuals shall be authorized access and have knowledge of the location where data files, backup files, and forms are stored.

49020.15.1 Software Controls on CDCR's Workstations

The following software controls shall be established for all CDCR workstations:

- No software shall be loaded, installed, and/or activated on any CDCR workstation without prior review and written approval from the local ISC and the requestor's supervisor, or EIS.
- Controls that ensure that the CDCR is in compliance with all State-mandated requirements (SAM §§ 5310 and 5345.1).
- Appropriate procedures shall be developed by ISCs for use by each CDCR division that has workstations. These procedures are subject to approval by the AISO, and are constrained by the requirements of the CDCR workstation policy.

49020.15.2 Data File Transfers

Electronic transfer (file transfer) of information to or from any CDCR information system file or database is restricted to authorized persons who shall use an approved file transfer mechanism. The same level of protection afforded the information in its originating system shall be provided by the computer environment to which the information is transferred.

Transfer of information from one CDCR computer to another does not alter the sensitive nature of the information or eliminate the need to protect the confidentiality of the information. An appropriate procedure shall be developed by EIS for use by each CDCR division that uses file transfer mechanisms. The procedure shall be constrained as follows:

- The user is responsible for providing the necessary controls to secure all confidential information maintained in the workstation environment. A Security Plan must be approved by the ISO prior to High Risk Confidential Information or sensitive information being stored on a workstation.
- Dial-up access to the Department's databases is prohibited without explicit authorization from the data owner and Information Security Office.
- All requests to transfer information shall be approved by the owners of the information and the custodians of the information. The owners shall provide the necessary authorization for access (if the request is approved) and the custodian shall provide the methodology.
- Confidentiality and integrity of information shall be maintained.
- Any workstation performing file transfers shall be subject to additional hardware and software controls (e.g., encryption and dynamic password user authentication) to enhance the security environment of the workstation.

49020.16 Information Security Standards and Guidelines

Data processing equipment in CDCR's automated network environment (computers and peripherals) shall be secured against access by unauthorized persons. Any equipment that is not stand-alone is considered data processing equipment. This includes all workstations that are connected to each other or to any other server or mainframe, system, whether by dial-up, cabling (including, but not limited to, coax, twisted pair, and fiber), LANs, gateways, routers, and all other network components. Access to CDCR's network shall be restricted to CDCR employees and approved consultants. The methods by which CDCR's data processing equipment is secured shall be documented in the CDCR ISSG. Any exception or modification to the ISSG must be approved in writing by the AISO prior to implementation.

The ISSG shall include descriptions of procedures to protect and preserve the data processing equipment from access by unauthorized persons. The procedures are constrained by the following:

- Only authorized personnel shall have access to terminals, printers, control units, concentrators, telephone wiring panels, modems, and emulation cards.
- Control of access through the CDCR telecommunications system to the Internet is the responsibility of the EIS, and is administered in accordance with the ISSG. Additional access not described in the ISSG constitutes a request for a modification to the ISSG and must be submitted and approved in accordance with this policy prior to implementation.
- Persons not authorized to access the CDCR's telecommunications system shall obtain approval from the designated local ISC.

Unauthorized persons include representatives of control agencies, CDCR personnel from another site, equipment vendors, telephone companies, etc.

- Any division with custodianship of decentralized applications shall locate equipment in restricted areas that shall be monitored during working hours and locked during unattended periods.
- Access to computers, either connected to a CDCR network or stand-alone, shall be limited by the use of a password-protected screensaver and/or key-controlled access to the power supply and/or keyboard with the keys physically removed and stored away from the workstation.
- Computers connected in any way to CDCR's telecommunications system or stand-alone computers with modems connected to them may not be located in areas where inmates have access, except for work assignments when the inmates are under the direct and constant supervision of custody staff.
- Control units shall be locked whenever possible and the keys removed and stored in a secure environment.
- Storage media including, but not limited to, diskettes, CDs, removable hard drives, and tapes shall be removed from equipment that reads them and stored in a secure environment when not in use.
- Documentation pertaining to the hardware, system software, and configuration of the CDCR's telecommunication system are confidential.
- All facility phone rooms and other locations where network components are kept shall be labeled "Out of Bounds. Authorized Personnel Only."

49020.16.1 Requests for Modifications of the Information Security Architecture ISSG

The sensitivity of the CDCR's automated information assets requires strict controls over who can use equipment that is configured to access these assets. Also, the monetary value of the equipment itself warrants physical controls to deter theft or damage to the equipment. Requests for modification of the ISSG shall be submitted to the AISO.

49020.17 Modem Usage

The critical and sensitive nature of the informational resources residing in CDCR's computers requires stringent controls of devices attached to these computers, and over which persons are allowed to use these devices.

All access to the CDCR's systems shall be monitored and controlled by EIS. All other means of accessing CDCR systems including, but not limited to, wireless communication devices and dialup modem, are prohibited unless approved by the ISO.

Modem use is restricted to computers not connected to the CDCR Network, unless such use is an approved part of the ISA. Requests for additional modems to be used within the CDCR teleprocessing environment are subject to approval.

Modems may be used to access remotely the CDCR network resources through EIS-supported access mechanisms. They may also be used to provide access to the Internet and specific destinations and e-mail capability when such access is not available through the CDCR network resources. Justification and procurement of modems for these purposes shall be conducted in accordance with DOM, Chapter 4, Article 41, Departmental Workgroup Computing Policy.

Specific restrictions on the use of modems are:

- There shall be no inmate or parolee access to any computer for which a modem has been approved. Computers that are attached to modems shall not be located in areas where inmates or parolees have access.
- No applications that were developed by inmates shall be implemented on a modem-equipped computer.
- No modems shall be installed on any computer that is a part of a LAN that has been approved for inmate use.
- The location and usage of all modems must be tracked and monitored at all times.
- Computers with "pocket" modems may not be used within the secured perimeter of facilities. They shall not be used in parole offices unless the area where the modem is to be used is secured from parolee access.
- Non-CDCR computers shall not access the CDCR Network via modem.

49020.18 Inmate/Ward Use of Computers

It is the policy of the Department to allow inmates, wards or parolees access to computers, computer terminals, or computer keyboards only within the constraints of the policies contained in this Article. For the purpose of this section, "Inmate" means a male or female offender who is committed under sentence to or confined in a penal or correctional institution under the authority of CDCR, which includes youth offenders under the jurisdiction of the CDCR's Division of Juvenile Justice. Any request for exception shall be referred to the AISO for review.

49020.18.1 Restrictions on Computer-Knowledgeable Inmates

Revised November 4, 2013

Inmates who have a history of computer fraud or abuse, as defined in Penal Code (PC), § 502, shall not be placed in any assignment that provides access to a computer.

Inmates that have documented histories of computer fraud or abuse, as noted during the initial classification process, shall be identified on the initial classification chrono. Any occurrence of computer abuse after admittance to the prison system shall also be recorded in the inmate's records.

The use of inmates as programmers and system experts shall be prohibited where there is a risk to the information assets of the Department or public, as determined by the institution head or the ISO. Inmates shall not be used as programmers or system experts for departmental business applications, systems, and data, per CCR Title 15 § 3041.3(c)(1). Staff assigned to supervise inmates using computers must be able to monitor inmates' activities.

49020.18.2 Inmate Access to Computer-Based Tools

Inmates shall not be allowed access to any computer-based tools that could be utilized to create a virus, Trojan Horse, worm, or cause damage to data files or a computer's operating system, except in an approved Computer Refurbishment Program.

49020.18.3 Inmate Access to Computers and Telecommunications Devices

Inmates may access workstations for the purpose of completing specific tasks or assignments while under direct and constant supervision. The approved uses of workstations by inmates shall be carried out only under very tightly controlled circumstances:

- Each computer shall be labeled to indicate whether inmate access is authorized.
- Computers used by inmates shall not be used concurrently for any other purpose.
- The local ISC shall approve or disapprove the movement of computers from an "inmate use" status to other work and vice versa.
- Any computer that is being repurposed from employee use to inmate use shall have the hard drive erased of all data prior to the redeployment using the methods in the department's data wiping standards.
- Inmates with a work assignment involving a particular computer shall not be assigned to work on other computers.
- Areas where inmates are authorized to work on computers shall be posted as such.
- All inmates shall be under the supervision of a knowledgeable employee within a controlled, designated area when using computers.
- There shall be no communications capabilities in the designated area, such as a telephone line, computer network line, telephone punch panel, cell phones, wireless communication devices such as pagers or handheld computers or radio communication devices without approval of the AISO.
- Inmates shall not have access to computer utility programs used to modify the functionality of the computer or to view system configuration information, except in an approved Computer Refurbishment Program.
- Inmates shall not have electronic storage media in their possession except within an approved area.
- Inmates may not have access to computer application development tools.
- An inventory and appropriate controls shall be maintained on all portable storage media. Portable storage media for inmate use shall be labeled "For Inmate Use." Reports and other printed output from inmate-utilized computers shall be reviewed closely by staff, and appropriate distribution of such output shall be monitored.
- Inmates shall not have access to the operating system of any computer. Inmates shall not have access to any interface that allows access to the system configuration of any computer including, but not limited to, dialogue boxes, setup, and configuration screens. Additionally, inmates shall not have access to operating system commands that allow viewing or modification of any aspect of a computer operating system or the configuration of a computer, except in an approved Computer Refurbishment Program.
- Inmates shall not be allowed to load software onto hard disks, except in an approved Computer Refurbishment Program.

- No inmate shall have access to, or possession of, any telecommunication capability, including Internet accessible computers, wireless devices such as pagers or handheld computing devices or cell phones without approval from the Agency Information Security Officer.
- There shall be no inmate access to a computer outside the inmate's authorized work, vocational, or educational areas, unless approved by the AISO.

49020.18.4 Operation of Computer Programs Created by Inmates

Any computer-based system that was created by inmate programmers that is used to accomplish or complete the CDCR-related work shall not be operated or maintained by any inmate.

49020.18.5 Supervision of Inmates Using Computers

The persons responsible for supervising inmates' use of computers shall certify in writing that these policies are being adhered to at their specific site.

A copy of this certification shall be kept on site by the local ISC.

49020.18.6 Education Computers

The use of computers for academic and vocational education is subject to the same requirement of due care applying to all personnel that use computers within applicability of the Department's information security and risk management program.

49020.18.7 PIA Systems

Inmate use of computers in PIA and in CDCR facilities shall be in accordance with the departmental policies and institutional procedures.

49020.19 Information Security-Warnings

All critical Department systems shall display a criticality warning at the first screen that any user of the system will see when the computer system is accessed.

49020.20 Revisions

The Director of EIS or designee shall be responsible for ensuring that the contents of this Article are kept current and accurate.

49020.21 References

Revised November 4, 2013

The Constitution of the State of California, Article 1, Section 1.

The Information Practices Act of 1977, Civil Code § 1798.

The Federal Copyright Act of 1976.

The California Public Records Act.

Title 15 § 3041.3(c)(1).

Penal Code §§ 502, 2702, 11075-11081, 11142.

SAM, §§ 1601-1699, 5300-5360.1.

GC §§ 1222, 6250-6265, 14740-14770.

DOM §§ Chapter 1, Article 23, and Chapter 4, Articles 31, 40, 41, 46, 48.

ARTICLE 46 — INFORMATION SYSTEMS RISK MANAGEMENT

Effective November 30, 1992

49030.1 Policy

Revised April 16, 1993

All ITS within the Department are subject to having a risk analysis prior to any approval or authorization for development or implementation. The result of this analysis, "The Risk Analysis and Risk Reduction Report," shall be submitted as part of the request for approval. This report is a part of the feasibility study for large systems, and stand-alone facilities within small systems. A multipurpose work station is exempt from this requirement unless there is a need for a modem or to store confidential or sensitive information.

49030.2 Purpose

The purpose of this policy is to identify and provide for the use of a generic systems approach as part of the Department's risk management program. This process shall assist users, systems designers, systems developers, and management in answering a number of basic questions, such as:

- What is the nature of the problem?
- What needs to be changed, modified, or accomplished?
- What alternatives are available to solve the problem?
- How, specifically, shall the problem be solved?
- How well does the new solution work?

49030.3 Responsibilities

The following is a description of the organizational responsibilities for administering this program.

The Director

The Director is responsible for establishing and maintaining a risk management program within the Department. It is the responsibility of the Director to assure that the Department's information assets are protected from the effects of damage, destruction, and unauthorized or accidental modification, access, or disclosure.

Specifically, the Director is responsible for ensuring the following:

- Enforcement of State-level risk management policies.
- Establishment and maintenance of internal policies and procedures that provide for the security of information technology facilities, software and equipment, and the integrity and security of the agency's automated information.
- Department compliance with reporting requirements related to risk management issues.
- Appointment of a qualified Information Security Officer (ISO).
- Participation of management during the planning, development, modification and implementation of risk management policies and procedures.

Information Security Officer

GC 1171 requires that the director of each agency designate an ISO. The ISO is responsible for overseeing agency policies and procedures designed to protect the Department's information assets. In accordance with State policy, the ISO shall be accountable to the CDC Director regarding these responsibilities.

To avoid conflicts of interest, the ISO shall not have direct responsibility for information processing, information access management functions, any departmental computer based systems or have a reporting relationship to an organization that has such responsibilities. The ISO shall not have any special allegiance or bias toward a particular program or organization.

The responsibilities of an ISO include overseeing the following:

- Implementation of necessary procedures to ensure the establishment and maintenance of a risk management program, including a risk analysis process.
- Establishment of procedures necessary to monitor and ensure compliance of established risk management policies and procedures.
- Coordination with internal auditors and QC personnel to define their role in automated ITS planning, development, implementation, operations, and modifications relative to risk management.
- Coordination with the data center's ISO or staff on matters related to the planning, development, implementation, modification, or risk management policies and procedures that affect the Department.
- Establishment of procedures to comply with control agency reporting requirements.
- Establishment of mechanisms to assure that Department staff (with particular emphasis on the owners, users and custodians of information) are educated and aware of their roles and responsibilities relative to risk management.
- Establishment of training programs for Department employees related to risk management.

Technical Management

Department technical management has the following responsibilities relative to CDC's risk management program:

- Ensuring that management, the ISO, assigned owners, and users/custodians are provided the necessary technical support services with which to define and select cost effective solutions to high risk problems identified through the risk analysis process.
- Ensuring the implementation of controls and procedures necessary to manage the risk identified through the risk analysis program.

Program Management

Department program managers have the following responsibilities in relation to CDC's risk management program:

- Establishing the procedures necessary to comply with risk management policy in relation to ownership, user and, if appropriate, custodian responsibilities.

- Ensuring the proper planning, development, and establishment of risk management processes and procedures for new computer-based systems and the files or data bases for which the program has ownership responsibility, and for new physical devices assigned to and located in the program area(s).

Program Personnel

Program personnel have the following risk management responsibilities:

- Implementing and monitoring data QA functions to ensure the integrity of data for which the program is assigned ownership responsibility.
- Complying with applicable federal, State, and Department risk management policies and procedures.
- Identifying information system vulnerabilities and informing program management and the ISO of those vulnerabilities.

Internal Auditors

Internal auditors have the following responsibilities in relation to the Department's risk management efforts:

- Examination of the Department's policies and procedures for compliance with State risk management policies.
- Examination of the Department's policies and procedures for compliance with control agency audit requirements.
- Examination of the effectiveness of the Department's policies and procedures, identification of inadequacies within the existing risk management program, identification of possible corrective actions, and informing management, the ISO, and the owners, custodians, and users of information of the findings.

QC

The designated responsible QC person/program has the following responsibilities in relation to the Department's risk management program:

- Review and evaluation of the risk management process used and its findings, to ensure the effectiveness of controls for automated ITS whether under design and development or operational, with particular emphasis on major systems.

Information Owners

The owners of information are responsible for classifying the information, filing security incident reports, securing and storing the signed security agreements, and identifying for the ISO the level of acceptable risk.

The owners of CDC information are identified in the system library document maintained by the MIS Support Unit.

Information users

It is the responsibility of all users to protect CDC resources, note variances from established procedures, and report such variances to the appropriate manager.

Information Custodians

The custodians of information are responsible for complying with applicable laws, policies, and procedures. It is also the responsibility of custodians to advise the owner and the ISO of any threats to the information, and notify the owner and the ISO of any violations of security policies, practices, or procedures.

49030.4 ITS--Risk Management Definitions

Audit Requirements

A section of the EDP audit reviews ITS documentation; each system not exempt from the audit requirements shall have an approved risk analysis report.

Critical Functions, System, and Resources

Elements vital to the organization's operation, and possibly to the continued, viable existence of the organization.

Current Risk

Current risks are evident and continuing, and are inherent to a business operation, location, or process.

Data Integrity

The state that exists when computerized data are the same as that in source documents and have not been exposed to accidental or malicious alteration or destruction.

Data Protection

Measures to safeguard data from occurrences that could lead to the modification, destruction, or disclosure of data.

Data Security

Protecting data from modification, destruction, or disclosure.

Potential Risk

Potential risk is outside normal and purposeful business operations, and results from some intentional or unintentional, indeterminate action.

Risk

Risk is a measure of the relative value attached to certain circumstances and conditions inherent in any business operation, or change to that operation. Risks are either current or potential.

Risk Analysis Content:**Technical Analysis**

For each risk scenario, specify the threat and potential safeguards/controls identified. Each control should be discussed along with its intended purpose and the types of threats it is effective against. If no safeguards are found, then a statement to that effect shall be provided.

Operational Analysis

Each control identified above shall be analyzed and its impact on current operations should be discussed. All operational constraints that would make the safeguard difficult or impractical to implement or operate shall be discussed. Risks that shall be accepted due to the operational unacceptability of their safeguards shall be identified here.

Economic Analysis

For all controls that are technically and operationally feasible, discuss the cost benefit.

Risk Acceptance Summary

Lists all risks, acceptable or unacceptable. If acceptable, then indicate the basis for acceptance.

Controls Summary

Presents the controls to be used for eliminating or reducing the risks identified in the risk acceptance summary. Each control shall be described in terms of its loss reduction or effect, as well as the primary and secondary threat categories against which the control is effective.

Countermeasures

Any type of procedure (e.g., physical, procedural, hardware, software and personnel) used to counteract a threat to the system.

Risk Analysis Management Report:**Summary**

A concise overview of the analysis. It shall begin with a statement describing the scope and objectives of the study, followed by the recommendations for risk acceptance and alternatives for reducing or eliminating the unacceptable risks.

Risk Scenario Summary

A summary of the essential data from the risk analysis.

Risk Management Process

Risk management is the work a manager does to identify the risk, assess its level, and create a plan for the acceptance, rejection, or control of the risk. This work is carried out by the application of a well-defined analytic process called "risk analysis," and culminates in a risk analysis report and risk reduction decision study.

Risk Analysis

Involves identifying the assets and resources that are at risk, as well as the threats to those assets and resources and the vulnerabilities in the risk environment that might allow the threats to materialize. Risk analysis also involves estimating the frequency with which the threats might occur, the safeguards currently in place, and the cost/impact that could be incurred if the threats to the risk environment were to materialize (this process correlates to the problem definition and analysis of the "current problem" steps in a generic systems approach).

Risk Reduction Analysis

Involves identifying the availability of potential safeguards, determining the operational and economic feasibility of potential safeguards, and developing a risk reduction decision study for presentation to management (this process correlates to the identification of alternatives, cost-benefit analysis, selection of best alternative, and conceptual system design phases of the generic systems approach).

Management Decision

Management decides which risks are acceptable. For those that are not currently acceptable, management decides which of the alternatives shall be implemented and approves the resources required to purchase, or design and develop, and then implement them (this process corresponds to the management decision phase of the generic systems approach).

Development of Risk Reduction Plans

Outlines the tasks to be performed to implement the safeguards selected by management. Tasks include identification of the specific safeguards, assignment of responsibility for design, development or purchase, and implementation of the safeguards. Plans shall also include a timetable of the milestones leading to implementation (this process corresponds to the detailed design and development/testing phases of the generic systems approach).

Implementation and Maintenance of Safeguards

Involves the installation, operation and maintenance of new or modified safeguards. Implementation shall involve personnel training and coordinating any changes in operations with affected personnel.

Vulnerability

Susceptibility of a system to a specific threat, attack or harmful event, or the opportunity available for a threat agent to mount such an attack.

Vulnerability Assessment

A review of a system or program to determine its susceptibility to loss or unauthorized use.

49030.5 ITS - Risk Management New System Requests

All requests for approval for new systems development shall indicate if the system is a critical application.

49030.6 ITS - Risk Management Critical Applications

All critical applications shall require a risk analysis. See DOM 49040, Procedures.

49030.7 ITS - Risk Management Other Systems

Revised April 16, 1993

A risk analysis shall be submitted to the Information Security Unit (ISU) for all systems that are non-critical applications but use one or more of the following:

- Telecommunications.
- Programs created or maintained by inmates.
- Inmates as keyboard operators.

These applications require a risk analysis approved by ISU prior to implementation.

The MIS Committee may direct that a risk analysis be carried out for any new system when deemed necessary.

49030.8 Risk Management Exemption for Inmate Use

Requests to ISU for an exemption from information security policy, as it pertains to inmates and computers shall be accompanied by a risk analysis. An exemption shall only be granted by the MIS Committee based upon the risk analysis and a recommendation by ISO.

49030.9 Revisions

Revised May 6, 2010

The Assistant Secretary, EIS, or designee shall be responsible for ensuring that the contents of this section are kept current and accurate.

49030.10 References

GC § 1171.

DOM § 49040.

ARTICLE 47 — DISASTER RECOVERY PLANNING

Effective November 30, 1992

49040.1 Policy

It is the policy of the Department that each element of the Department utilizing information technology shall establish disaster recovery planning processes for identifying, assessing, and responding to the risks associated with its information assets. See the DOM 49010 for additional details.

49040.2 Purpose

The purpose of disaster recovery planning is to ensure continuity in computer operations for the support of critical applications, provide the greatest possible benefit from remaining limited resources, and achieve a systematic and orderly migration toward the resumption of all automation activities within the affected segment of the Department.

49040.3 Classification of Computers According to Type

The information assets of the Department are distributed over many geographically separated entities. However, any usage of computer resources in CDC will fall within one of four different types. The primary factors associated with each type represent the complexity and scope of operational use of the computer or system involved. In the context of this policy, "system" means a computer program and the computer resources necessary to achieve the objective of the program. It is possible for similar computers to be classified differently

depending upon the program being used. This is especially true in the inmate education area. DOM 47000 contains information on each of the critical systems utilized by the Department.

Type 1

Most of the large, Departmentwide computer systems are comprised of a computer at a central site, and a telecommunication network (phone lines) with terminals, printer, modems, and controllers located at a local site. Examples of this type of configuration include the OBIS, the Inmate Trust System, and the Personnel and Leave Accounting System.

Each of these systems would be affected by any disaster occurring within the data center or any disaster that would disrupt part or all of the communication lines. While the operational recovery of these systems is the data center's responsibility, each of the user sites shall have contingency plans ready to enable actions that minimize disruptions to business activities.

Type 2

The computer-based system is approved for departmental use and is to be implemented at all appropriate sites. This type of system can be found at many sites. These systems are not connected electronically. Each site uses the same programs to support the same work. Examples of Type 2 systems are the Critical Case Factor System and the microcomputer-based Inmate Appeals System: both of these are examples of stand-alone departmental ITS.

Type 3

This type of computer system is normally found at only one site. Type 3 systems are created because the multipurpose work station is available and there is an identified need.

Type 4

Type 4 systems are found only in the academic or vocational education areas. These systems are intended to be used strictly for the education of inmates.

49040.4 Responsibilities

The CDC approach to risk management requires that active support and ongoing participation be obtained from individuals representing multiple disciplines and all management levels. This includes the support of executive, program, and technical management, as well as owners, custodians, and users of the information.

Director

It is the responsibility of the Director to assure that the Department's information assets are protected from the effects of damage, destruction, and unauthorized or accidental modification, access, or disclosure. Specifically, the Director is responsible for ensuring the following:

- Enforcement of State-level operational recovery policies.
- Establishment and maintenance of internal policies and procedures that provide for the security of information technology facilities, software, and equipment, and the integrity and security of the Department's automated information.
- Department compliance with reporting requirements related to operational recovery.
- Preparation and maintenance of the Department's operational recovery plan, and the continuation of vital information support services in case of a disaster.
- Participation of management during the planning, development, modification, and implementation of operational recovery policies and procedures.

Information Security Officer

GC 1171 requires that the director of each State agency designate an Information Security Officer (ISO). The ISO is responsible for overseeing agency policies and procedures designed to protect the Department's information assets. In accordance with State policy, the ISO shall be responsible to the CDC Director for such responsibilities.

Additionally, to avoid conflicts of interest, the ISO shall not have direct responsibility for information processing, information access management functions, or any departmental computer based systems, or have a reporting relationship to an organization that has such responsibilities. The ISO shall not have any special allegiance or bias toward a particular program or organization.

The responsibilities of an ISO include overseeing the following:

- Development and maintenance of an operational recovery plan to protect the Department against the potential effects of a disaster.

- Establishment of procedures to comply with control agency reporting requirements relating to operational recovery.

Technical Management

Department technical management has the following responsibility relative to the Department's operational recovery program:

- Ensuring the implementation and maintenance of an operational recovery plan in cooperation with Department management, the ISO, and the assigned owners, users, and custodians of information.

Program Management

Department program managers have the following responsibilities in relation to the CDC security program:

- Establishing procedures necessary to comply with operational recovery policy pertaining to ownership, user, and, if appropriate, custodian responsibilities.
- Ensuring that operational recovery plans are in place for hardware, software, and files or data bases for which the program is assigned ownership responsibility.
- Ensuring that custodians of program information are provided the appropriate direction to implement the operational recovery plans that have been defined.
- Ensuring that procedures are established to comply with departmental operational recovery reporting requirements.

Internal Auditors

Internal auditors have the following responsibilities in relation to the Department's operational recovery planning efforts:

- Examination of the Department's policies and procedures for compliance with State policies.
- Examination of the Department's policies and procedures for compliance with control agency audit requirements.
- Examination of the effectiveness of the Department's policies and procedures; identification of inadequacies within the existing operational recovery programs, and identification of possible corrective actions.
- Provision of applicable findings to management, the ISO, and the owners, custodians, and users of information.

QC

The designated responsible QC person/program has the following responsibilities in relation to the Department's operational recovery program:

- Review and evaluation of the effectiveness of operational recovery plans for automated ITS, whether under development or operational, and with particular emphasis on major systems.

Information Owners

The owners of information are responsible for classifying the information, defining precautions for controlling access, disposing of the information, authorizing/denying access to the information, filing security incident reports, securing the signed security agreements and storing them for reference, and identifying (for the ISO) the level of acceptable risk.

The owners of CDC information are identified in the system library document maintained by the MIS-SU.

Information Users

It is the responsibility of all users to protect CDC resources, to note variances from established procedures, and to report such variances to the appropriate manager.

Information Custodians

The custodians of information are responsible for complying with applicable laws and policies, complying with policies and procedures established by the owner and the ISO, advising the owner and the ISO of any threats to the information, and notifying the owners and the ISO of any violations of security policies, practices, or procedures.

49040.5 Definitions

Application Disaster Recovery Plan

A plan devised to process an application after it has been disrupted for some period of time.

Back-up Procedures

Methods used to recover computer programs and files after a disaster or system failure.

Contingency Planning

The procedure of developing a back-up plan to restore business and data center operations in the event of a disaster or interruption. Also called "disaster recovery planning" or "business resumption planning."

Contingency Program

The everyday work activities and procedures (e.g., backing-up critical data files) that fulfill the requirements of recoverability.

Disaster

A human or natural occurrence causing destruction and distress, after which a business is deemed unable to function.

Disaster Recovery Operation

The act of recovering from the effects of disruption to a computer facility, and the pre-planned restoration of facility capabilities.

Disaster Recovery Plan

The preplanned steps that make possible the recovery of a business computer facility or the applications processed therein. Also called a "contingency plan" or "business resumption plan."

Emergency Response

The immediate action taken to protect hardware and sensitive magnetic media in the event of natural disasters, fire, power failures, equipment breakdown, theft, vandalism, or tampering.

49040.6 Disaster Recovery Planning-Critical Systems

Revised April 16, 1993

Department Operational Recovery Plan

The Department operational recovery plan shall cover a minimum of four topic areas:

- Summary of the strategy for managing disaster situations.
- Distinct management and staff assignment of responsibilities immediately following a disaster and continuing through the period of normal operations re-establishment.
- Priorities for the recovery of critical applications.
- Operational procedures documented in systematic fashion that shall allow recovery to be achieved in a timely and orderly way.

Type 1 and Type 2 Operational Recovery Plans

All Type 1 and Type 2 systems shall require an operational recovery plan that answers the following questions:

- Identification and evaluation of alternative recovery strategies.
- Selection of the alternative that best responds to the organization's requirements for disaster recovery.
- Assessment of the resource requirements (space, equipment, communications, data, software, personnel, and time) required for operational recovery of the critical application.

49040.7 ITS Disaster Recovery Coordinator (ISDRC)

The ITS Disaster Recovery Coordinator (ISDRC) for CDC is the computer operations section manager from ISD.

49040.7.1 Responsibilities of the ISDRC

Revised April 16, 1993

The ISDRC is responsible for maintaining a Department operational recovery plan that identifies computer applications deemed critical to the Department's operations, the information assets that are necessary for those applications, and the Department's plans for resuming operations following a disaster affecting those applications. The ISDRC shall coordinate the preparation of the operational recovery plan with the disaster recovery coordinator of the Institutions Division and with the CDC Data Center. The ISDRC is responsible for ensuring that periodic testing of the Department operational recovery plan is carried out.

49040.8 Submitting the Disaster Recovery Operational Recovery Plan

The CDC Disaster Recovery Coordinator shall file an informational copy of the Department operational recovery plan with the Office of Information Technology, DOF, no later than January 31 of each year. A copy of this plan shall be sent to the Teale Data Center.

49040.9 Approval of New Critical Department ITS

Revised April 16, 1993

Each request for approval to proceed with the development of a critical Department information system shall address the issue of the operational recovery of the system to be developed. All resource requirements associated with the operational recovery methods shall be identified as part of the critical ITS' cost.

Prior to the implementation of any critical system, project management shall submit to ISD a copy of the critical system's operational recovery plan for inclusion in the annual submittal to the control agency.

49040.10 Revisions

Revised April 16, 1993

The Chief, ISD, or designee shall be responsible for ensuring that the contents of this section are kept current and accurate.

49040.11 References

Revised April 16, 1993

GC § 1171.

DOM § 47000.

DOM § 49010.

ARTICLE 48 — ELECTRONIC DATA PROCESSING AUDITING

Revised April 16, 1993

49050.1 Policy

It is the policy of the Department to conduct EDP audit activities as required in the SAM and as is necessary to ensure maximum efficiency and productivity resulting from use of the Department's automated information resources. Such activities shall include a biennial EDP audit, as specified in this section, with a copy of each such audit provided to the Financial and Performance Audit Unit (FPA) of the DOF.

The biennial EDP audit report shall be structured to meet the requirements of SAM 20013, Review and Reporting on Computer-Based Systems, as well as the FPA audit guidelines, which provide evaluation criteria to determine the Department's compliance with the policies contained in SAM 4840 through 4845, and 4989.7. In addition, the departmental EDP audit process shall determine compliance with the policies contained in the DOM 49000, Information Security, Risk Management and Operational Recovery.

49050.2 Purpose

The purpose of this policy is to establish and maintain a standard of due care to prevent misuse or loss of Department information assets.

49050.3 Responsibility

PFAB shall be responsible for the biannual EDP audit.

49050.4 Types of EDP Auditing

There are four main types of audits:

Financial Audit

Determines the reliability and integrity of financial statements. Audit information is used generally by individuals other than management.

Compliance Audit

Ascertains compliance with specific policies, procedures, laws, regulations, or contracts affecting operations or reports.

Operational Audit

Usually includes a review of internal controls, compliance, integrity of operating information, use of resources, and achievement of goals.

EDP Audit

Combines both the compliance audit (specific EDP policies, procedures, etc.) and the operational audit; probes the integrity and reliability of computer processing and its contribution to operating information. EDP auditing can become very complex, since it is desirable to examine the controls within systems that are used to protect the integrity of data.

49050.5 Revisions

Revised May 6, 2010

The Assistant Secretary, EIS, or designee shall be responsible for ensuring that the contents of this section are kept current and accurate.

49050.6 References

SAM §§ 4840 - 4845, 4989.7, and 20013.

DOM § 49000.

ARTICLE 49 — SPECIAL SECURITY CONSIDERATIONS

Effective November 30, 1992

49060.1 Policy

It is the policy of the Department that the secure protection of EDP capabilities and information requires special resources and considerations when the

information involved is sensitive or confidential in nature. In such instances, augmented security measures shall be implemented

49060.2 Purpose

The purpose of this section is to clarify that, in addition to other EDP security policies and procedures contained in this manual, all CDC employees shall, where applicable, adhere to the security requirements of this section. This section outlines the responsibilities of the Department, Security Coordinator, and Security Monitors pertaining to certain personnel and payroll information.

49060.3 Responsibilities

Department

CDC shall appoint a departmental Security Coordinator from within the personnel/payroll office with responsibilities sanctioned by the SCO. A Security Monitor shall be appointed at each facility. The Security Coordinator and Security Monitors shall have access to the SCO system and database.

Security Coordinator

The Security Coordinator shall perform the following duties:

- Act as a liaison with the SCO decentralized Security Coordinator.
- Act as the security resource for all departmental personnel/payroll office employees and Security Monitors in facility personnel offices.
- Authorize, approve, and maintain security clearance requests (PSD Form 125A) on behalf of the SCO to determine whether an individual shall be granted access to the SCO database.
- Monitor all physical security elements and barriers to maintain the SCO's security requirements.
- Report all security infractions and violations to the SCO decentralized Security Coordinator and the CDC Information Security Officer (ISO).
- Coordinate activities associated with the movement, alteration, addition, or removal of approved equipment with the local information security coordinator and ISD.
- Monitor access to restricted areas within personnel units, and approve/disapprove the clearance of individuals requesting access to the decentralized personnel site.
- Maintain all records regarding individuals approved for access to the system, including all present and past Security Monitors. This information shall be provided to the Chief, SCO Information Security Office, and the SCO Division of Audits.

Security Monitors

Security Monitors are located in those facility personnel offices having access to the SCO database. Each Security Monitor shall adhere to the Department information security policy and, in addition, shall:

- Monitor all physical security elements and barriers to maintain SCO security requirements.
- Report all security infractions and violations to the Security Coordinator.
- Notify the Security Coordinator of all activities associated with the movement, alteration, addition, or removal of approved equipment.
- Monitor access to restricted areas, and approve/disapprove the clearance of authorized individuals requesting access to the decentralized site.

49060.4 Special Site Security Considerations

The sites of SCO computer equipment shall be kept secure (by means of locking devices, guards, badges or barriers) from unauthorized physical or visual access. The site shall be located in an area restricted from the public and unauthorized employees. Entry shall be monitored during work hours, and restricted areas shall be locked when unattended. Keys shall be distributed on a limited and controlled basis to authorized employees only.

Layout plans for equipment shall include the following:

Floor Plan

- The site layout shall include an analysis of employee work areas, the manner in which employees shall enter and exit the office, the location of SCO equipment, and the location and type of all locking devices and barriers.

Doors

- Doors shall be solid, locking, full or Dutch-style doors that are accessible only with the correct key or electronic key/badge. Doors shall remain closed and locked at all times.

Windows

- Interior windows shall be frosted or covered completely to eliminate visual access to the terminal screens. Exterior windows on a ground floor shall be frosted, covered, and secured if easily opened.

Locks

- Locks shall be installed on all interior and exterior doors allowing access to the secured area. Acceptable locks include, but are not limited to, the following:
 - Key-controlled locks.
 - Code-controlled locks.
 - Electronic locks.
 - Double-bolting locks Dutch doors.

Counters

- If a counter exists in the secured area, access into the work area shall be controlled and monitored. Records of approved access shall be maintained by the Security Monitor.

Changes To Site

Any changes to an approved, decentralized site require prior, written SCO approval. Requests for site changes shall include a diagram of the proposed site including the proposed location of equipment. Unauthorized movement of decentralized equipment may result in the loss of system access.

49060.5 Special Equipment Security Considerations

To ensure the security of SCO equipment and information, personnel employees shall adhere to the following equipment security guidelines:

- Equipment shall be located in restricted areas that are monitored during working hours and locked during any unattended periods.
- Only authorized employees shall have access to terminals, printers, control units and modems.
- System access shall be completely signed off when not in use.
- Terminals shall be locked, keys removed, and screen intensity turned completely down when the terminals are unattended.

The following shall be stored in a vault or locked cabinet when not in use:

- Keys to terminals.
- Manuals for system software and hardware.
- Other instructional and operational manuals.

No equipment shall be attached to any authorized configuration of decentralized equipment, except for testing and installation tools used by the vendor or telephone company.

Deviations from the requirements listed above shall have prior written approval from the SCO Security Coordinator.

Equipment Changes

The following types of changes to the SCO decentralized system require prior, written approval from the Security Coordinator:

- Changes of any kind to the location of decentralized equipment.
- Switching of terminals from one control unit to another.
- Any additions or removals of decentralized equipment.

49060.6 Special Data Security Considerations

Personnel employees shall consider all information residing in the SCO database as sensitive and confidential, and shall protect information from unauthorized access.

Hardcopy

Employees shall consider all data hardcopy (including printouts) gained from the SCO system as confidential, and shall handle and destroy hardcopy accordingly. The various user manuals provided by the SCO contain confidential access instructions and shall be stored in a vault or locked cabinet when not in use.

Authorized Personnel

Access to information provided through the SCO system is restricted to authorized personnel. Only the following persons shall be considered authorized personnel:

A state employee or bona fide representative of the SCO who:

- Demonstrates either a need for or a legal right to the information;
- Receives formal authorization from the security coordinator; and,
- Accepts legal responsibility for preserving the security of the information.

Persons who require access to the SCO system shall demonstrate the need for such access by defining their specific, relevant duties. Any change in these duties requires a reevaluation of the need for access.

Access shall be revoked if the need for access no longer exists.

User Identification

Each person authorized to access the SCO system shall be provided with a unique user identification (ID). Requests for a new user ID or an ID revocation shall be directed to the Security Coordinator.

CDC employees are required to read SCO's Security Guidelines and sign the PSD Form 108, Statement of Understanding, prior to receiving access to SCO. New IDs and ID revocations are recorded on the PSD Form 125A.

Passwords

Access to the SCO system is restricted through the use of passwords. Use of any user ID also requires the associated password, known only to its owner. Passwords shall be changed monthly.

To protect system security, the ID owner shall not:

- Reveal the password to anyone.
- Write the password on any media.
- Walk away from an active terminal session; users shall log off the system prior to leaving.
- Log on in order to provide access or allow use by any unauthorized person.
- Use an obvious password, such as the owner's nickname, or any other easily identifiable password.

If a password does not operate correctly and the ID owner is sure that the correct password has been used, the owner shall notify the Security Coordinator immediately.

An ID owner who has forgotten the password shall contact the SCO Information Security Office.

Anyone who suspects that a password has been compromised shall notify the Security Coordinator immediately.

49060.7 Revisions

Revised April 16, 1993

The Chief, ISD, or designee shall be responsible for ensuring that the contents of this section are kept current and accurate.

49060.8 References

Revised April 16, 1993

SAM §§ 4840 - 4845, 4989.7, and 20013.

CHAPTER 5 — ADULT CUSTODY AND SECURITY**OPERATIONS****ARTICLE 1 — PEACE OFFICER AUTHORITY***Revised February 29, 2009***51010.1 Policy**

It is the policy of the California Department of Corrections and Rehabilitation (CDCR) to ensure that CDCR peace officer authority comports with applicable State statutes, regulation and mutual aid agreements.

51010.2 Purpose

The purpose of this Article is to clarify CDCR peace officer authority as it relates to inmates, parolees, and California law enforcement requests for assistance.

51010.3 Peace Officer Authority

CDCR peace officer authority is outlined in Penal Code (PC) Sections 830.2(d)(1) & (2) and PC 830.5. While normal CDCR peace officer authority applies generally to custody of inmates either inside or outside of a CDCR facility (e.g. escape pursuit and transportation/hospital custody, etc.) and parolees, appropriately trained and equipped CDCR peace officers can be authorized to act outside of normal duties during emergency and non-emergency situations as specified by law.

A CDCR peace officer has authority that extends to any place in the State while engaged in the performance of the duties of his/her respective employment and for the purposes of carrying out the primary function of his/her employment or as required under Sections 8597, 8598, and 8617 of the Government Code (GC).

51010.4 Emergency Assistance

When a government agency (city, county, state, federal) makes an emergency mutual aid request that meets the criteria contained in the State Mutual Aid Plan or the Law Enforcement Mutual Aid Plan, response protocol provided in these plans shall be followed.

GC Section 8597 authorizes that when the appropriate state official proclaims a state of emergency or when a state of war emergency exists, PC Section 830.5 CDCR peace officers have full powers and authority as outlined in PC Section 830.1. Criteria for activation of these plans include, but are not limited to, disasters which may result from flood, fire, earthquake, war, sabotage, or riots.

GC Section 8598 authorizes that when a local emergency exists, PC Section 830.5 peace officers have full powers and authority as outlined in PC Section 830.1.

When acting as peace officers under PC Section 830.1, CDCR peace officers are authorized to exercise any powers which are appropriate or which may be directed by their superior officers.

51010.5 Non-Emergency Assistance (General Law Enforcement Assistance)

GC Section 8617 provides that the CDCR may exercise non-emergency mutual aid powers in accordance with the Master Mutual Aid Agreement and local ordinances, resolutions, agreements, or plans.

51010.6 Provision of Assistance in Emergency and Non-Emergency Situations

CDCR hiring authorities (e.g. Wardens, Regional Parole Administrators) are authorized to provide CDCR peace officer assistance to law enforcement agencies in emergency and non-emergency situations as consistent with the authority discussed herein. Hiring authorities will notify their supervisors of provision of assistance (e.g. Wardens will notify their Associate Directors). Specially trained and equipped peace officers include, but are not limited to, Crisis Response Team members and Emergency Operations Unit personnel conducting tactical and negotiation operations, and Investigative Services Unit members conducting investigative operations, and should be deployed as appropriate for the particular circumstances.

When CDCR peace officers are assigned to provide emergency or non-emergency law enforcement assistance, these tasks become the primary function of their employment for the duration of the assignment. Unless other agreements have been made, all costs associated with this assistance are the responsibility of the CDCR.

51010.7 Revisions

The Assistant Secretary, Office of Correctional Safety, shall ensure that the content of this Article is current and accurate.

51010.8 References

PC §§ 830.1, 830.2(d)(1) & (2).

GC §§ 8597, 8598, & 8617.

ARTICLE 2—USE OF FORCE*Effective August 20, 2010***51020.1 Policy**

It is the policy of the California Department of Corrections and Rehabilitation's (CDCR), Division of Adult Institutions (DAI), to accomplish custodial and correctional functions with minimal reliance on the use of force. Employees may use reasonable force as required in the performance of their duties, but shall not use unnecessary or excessive force. Staff may, at any point, determine the situation can be resolved without the use of force and terminate the use of force process.

This policy, in conjunction with related procedures and training, defines staff responsibilities and limitations concerning the use of force. Procedures and training are used to assist in applying and interpreting policy.

This policy will assist staff in identifying when and how much force is appropriate under different circumstances, ensure that supervision, monitoring, and evaluation of the use of force is consistent with procedures and training, and ensure the investigation of possible unnecessary or excessive use of force. Staff found culpable of violations of the Use of Force Policy will be subject to disciplinary (preventive, corrective, or adverse action) procedures.

51020.2 Purpose

The purpose of this Article is to outline DAI's procedures pertaining to the use of force, as set forth in CCR 3268.

51020.3 Responsibility

It is the responsibility of all employees to understand and comply with the Use of Force policy, related procedures, ongoing training, and applicable law.

It is the responsibility of each Institution Head:

- To ensure that all employees receive appropriate training annually and understand the Use of Force policy and procedures, including both the application of force and subsequent reporting and documentation requirements.
- To record and track all training and discipline related to the use of force.

51020.4 Definitions

The following shall define language usage in this Article:

Reasonable Force

Reasonable force is the force that an objective, trained, and competent correctional employee faced with similar facts and circumstances, would consider necessary and reasonable to subdue an attacker, overcome resistance, effect custody, or gain compliance with a lawful order.

Unnecessary Force

Unnecessary force is the use of force when none is required or appropriate.

Excessive Force

Excessive force is the use of more force than is objectively reasonable to accomplish a lawful purpose.

Immediate Use of Force

Immediate use of force is the force used to respond without delay to inmate behavior that constitutes an imminent threat to institution/facility security or the safety of persons. Employees may use immediate force without prior authorization from a higher official.

Controlled Use of Force

A controlled use of force is the force used in an institution/facility setting, when an inmate's presence or conduct poses a threat to safety or security and the inmate is located in an area that can be controlled or isolated. These situations do not normally involve the immediate threat to loss of life or immediate threat to institution security. All controlled use of force situations require the authorization and the presence of a First or Second Level Manager, or Administrative Officer of the Day (AOD) during non-business hours. Staff shall make every effort to identify disabilities and note any accommodations that may need to be considered.

Non-conventional Force

Non-conventional Force is force that utilizes techniques or instruments that are not specifically authorized in policy, procedures, or training. Depending on the

circumstances, non-conventional force can be necessary and reasonable; it can also be unnecessary or excessive.

Non-deadly Force

Non-deadly force is any use of force that is not likely to result in death.

Deadly Force

Deadly force is any use of force that is likely to result in death. Any discharge of a firearm is deadly force.

Great Bodily Injury (GBI)

Great bodily injury is any bodily injury that creates a substantial risk of death.

Serious Bodily Injury

Serious bodily injury means a serious impairment of physical condition, including, but not limited to the following:

- Loss of consciousness;
- Concussion;
- Bone fracture;
- Protracted loss or impairment of function of any bodily member or organ;
- A wound requiring extensive suturing, or
- Serious disfigurement.

Response Supervisor

The Response Supervisor is the first line supervisor responsible for the area where an incident occurs.

Incident Commander

The Incident Commander is the second line supervisor responsible for the area where an incident occurs or an allegation of excessive or unnecessary force is received.

First Level Manager

A First Level Manager is a Facility Captain/Correctional Captain, or the AOD.

Second Level Manager

A Second Level Manager is an Associate Warden.

Institution Head

The Institution Head is a Warden or designee.

Institutional Executive Review Committee (IERC)

The IERC is a committee of institution staff chaired by the respective Institution Head tasked with reviewing all uses of force and every allegation of excessive or unnecessary force.

Department Executive Review Committee (DERC)

The DERC is a committee of staff selected by, and including, the Associate Director who oversees the respective Mission-based group. The DERC has oversight responsibility and final review authority over the IERC. The DERC shall review every use of deadly force and every serious injury, great bodily injury or death that could have been caused by a staff use of force. The DERC shall also review those incidents referred to the DERC by the IERC Chairperson or otherwise requested by the DERC.

Deadly Force Investigation Teams (DFIT)

DFIT conducts criminal and administrative investigations into every use of deadly force and every death or great bodily injury that could have been caused by a staff use of force. Based on certain local Memoranda of Understanding, criminal investigations may instead be conducted by an outside police department or sheriff's office. DFIT need not investigate the discharge of deadly force inside an institution/facility if a member of an Investigative Services Unit, or an uninvolved supervisor, confirms that the discharge of deadly force was a warning shot and that no injuries were caused by the shot.

Deadly Force Review Board (DFRB)

The DFRB conducts a full and complete review of all incidents involving a use of deadly force (except warning shots) and every death or great bodily injury that could have been caused by a staff use of force, regardless of whether the incident occurs in an institutional or community setting.

Joint Use Committee (JUC)

The JUC is a committee of field staff from the DAI tasked with reviewing and evaluating recommended revisions to the Division's Use of Force Policy and Procedures.

Holding Cells

All holding cells shall be located within buildings. A holding cell shall not be used as a means of punishment. If clothing is taken from an inmate when he/she is placed in a holding cell, alternate clothing shall immediately be provided.

51020.5 Use of Force Options

Use of Force options do not have to be utilized in any particular sequence, but should be the force option staff reasonably believes is sufficient. Verbal persuasion or orders should be issued prior to resorting to force and are required to be provided before controlled force is used. The unresisted searching or escorting of an inmate/parolee and the unresisted application of authorized restraint equipment is not a use of force. Use of force options include but are not limited to:

- Chemical agents
- Hand-held batons
- Physical strength and holds. A choke hold or any other physical restraint which prevents the person from swallowing or breathing shall not be used unless the use of deadly force would be authorized.
- Less-lethal weapons: A less lethal weapon is any weapon that is not likely to cause death. A 37mm or 40mm launcher and any other weapon used to fire less-lethal projectiles is a less lethal weapon.
- Lethal weapons: A firearm is a lethal weapon because it is used to fire lethal projectiles. A lethal weapon is any weapon that is likely to result in death.

51020.6 Use of Restraints

Revised May 3, 2012

The unresisted application of authorized restraint equipment is not a use of force. When mechanical restraint is required, handcuffs, alone or attached to a waist chain, will be the means of restraint normally used. However, additional mechanical restraints, including leg irons, additional chains, straight jackets, leather cuffs, or other specialized restraint equipment may be used when the circumstances indicate the need for the level of control that such devices will provide. Restrained inmates shall never be left unsupervised in an unsecured area.

Use of mechanical restraints on persons confirmed, or suspected by health care staff to be pregnant shall be subject to the following requirements found in California Code of Regulations (CCR) Title 15 section 3268.2 (d) and (e):

- No leg restraints or waist chains shall be applied.
- If handcuffs are applied, the person's arms shall be brought to the front of her body for application.

Mechanical restraints shall not be placed on an inmate during labor, including during transport to a hospital, during delivery, and while in recovery after giving birth, unless circumstances exist that require the immediate application of mechanical restraints to avoid the imminent threat of death, escape, or great bodily injury. In this case, mechanical restraints may be used only for the period during which such threat exists.

The following state-issued restraints and equipment are authorized for use at the discretion of on-duty staff:

- Handcuffs
- Waist Chain
- Leg Irons
- Escort Chains
- Padlocks
- Security Chain
- Spit Hood
- Martin Chain

The following restraints may be used as specified below:

- Safety Triangle: This device is a handcuff retention device, used to prevent inmates from pulling restraint equipment into their cell and may be used at the discretion of on duty staff. The safety triangle may remain attached to the handcuffs if the inmate is being relocated in the housing unit or if attaching and detaching the safety triangle to and from the handcuffs presents a safety concern. (Such as an irate inmate who has threatened violence or an inmate upon whom force has just been used.) The safety triangle is not intended to control the inmate outside of the cell, nor is it intended to pull an inmate to the cell front in order to remove the handcuffs. The officer controlling the safety triangle must be vigilant and efforts should be directed to prevent the inmate from pulling his hands inside the cell while the door is being closed. Prior to using a safety triangle on an inmate confirmed, or suspected by health care staff to be pregnant, a physician must be consulted and any potential risks fully discussed. The final decision to place the device on the inmate will rest with the Warden or Chief Deputy Warden (CDW) and the reviewing physician. The consultation and its outcome must be documented for inclusion in the inmate's health care record and central file.

- **Leather Restraints:** Leather restraints are used for four/five point restraint in a Correctional Treatment Center, Outpatient Housing Unit, General Acute Care Hospital, or community hospital when authorized by a physician or psychiatrist. Use of restraint equipment at the direction of medical staff shall be fully documented in the institution Health Care Services record of the restrained inmate.
- **Soft Restraints:** Soft restraints consist of towel or sheets used to temporarily secure an inmate's ankles and/or arms together. After the application of soft restraints, mechanical restraints are removed and staff are to exit the cell before the inmate has time to release himself from the soft restraints. Soft restraints are used on inmates who try to resist entering their cell and were developed in an effort to avoid using physical force on inmates. The Incident Supervisor may authorize the use of soft restraints. If force is used, it must be appropriately documented. Soft restraints shall not be used on inmates confirmed, or suspected by health care staff to be pregnant.
- **Hand Isolation Devices (HID):** These devices (e.g., hand mittens, etc) are used as an additional measure to restrict an inmate's ability to use his/her hands. HIDs may only be purchased from an approved vendor and used at an institution when authorized, in writing, by the Warden or CDW. Inmates in HIDs must have constant and direct visual supervision at all times. In instances where HIDs are used for Contraband Surveillance Watch (CSW), staff must maintain a log (CDCR Form 114A) which reflects usage times and correlating actions (e.g., 1200 hrs - One HID was removed so the inmate could eat lunch). Prior to placing a HID on an inmate confirmed, or suspected by health care staff to be pregnant, a physician must be consulted and any potential risks fully discussed. The final decision to place the device on the inmate will rest with the Warden or CDW and the reviewing physician. The consultation and its outcome must be documented for inclusion in the inmate's health care record and central file. Equipment Hygiene - HIDs must be cleaned and sanitized on an ongoing basis (e.g., if soiled after a bowel movement, after termination of the CSW, etc.).

Mechanical restraint equipment shall not be used in any manner described in CCR, Title 15, Section 3268.2(c), Use of Restraints. The use of restraint equipment not identified in this section must be preapproved at the level of Associate Director or higher. As part of the mechanical restraint maintenance process, restraints should be routinely cleaned and sanitized to adhere to an acceptable equipment hygiene standard.

51020.7 Deadly Force

The CDCR recognizes the sanctity of human life. Therefore, deadly force will only be used when it is reasonably necessary to:

- Defend the employee or other persons from an immediate threat of death or great bodily injury.
- Prevent an escape from custody.
- Stop acts such as riots or arson that constitute an immediate jeopardy to institutional security and, because of their magnitude, are likely to result in escapes, great bodily injury, or the death of other persons.
- Additionally, CDCR operates facilities that maintain livestock or are situated in remote areas. CDCR recognizes the need to dispose of seriously injured or dangerous animals when no other disposition is practical.
- A firearm shall not be discharged if there is a reason to believe that persons other than the intended target will be injured.

51020.7.1 Warning Shots

A warning shot discharged from a lethal weapon is deadly force. Firearms may be discharged as a warning only in the safe area of an institutional/facility setting, and only when the use of deadly force is warranted.

51020.8 Non-deadly Force

Non-deadly force will only be used when reasonably necessary to:

- Subdue an attacker.
- Overcome resistance.
- Effect custody. or to
- Gain compliance with a lawful order.

51020.9 Medical Evaluation

When force is used, a medical evaluation shall be provided as soon as practical.

51020.10 Application of Force

Employees may use force in circumstances that require immediate action, or in circumstances that require a controlled use of force. Any application of force, whether immediate or controlled, must be reasonable and in accord with the applicable standards for deadly or non-deadly force.

51020.11 Immediate Use of Force in Cells

When immediate force is necessary for inmates confined in their cells, Oleoresin Capsicum (OC) is the preferred option for carrying out the immediate use of force. A verbal warning shall be given before force is used unless the circumstances require immediate force that precludes a verbal warning.

51020.11.1 In-Cell Assaults

Unit staff discovering an in-cell assault shall sound an alarm and order the inmates to stop fighting. If the inmates continue to fight or one inmate continues to assault the other, staff are authorized to use chemical agents to stop the incident.

The cell door should not be opened until sufficient staff is present to evaluate the situation. At least two officers shall be present, prior to the door being opened.

The on-scene staff may use their discretion to order the opening of the cell without both inmates restrained in handcuffs. This discretion would apply in the event of incapacitating injuries, illness, or overriding security concerns.

Should the use of chemical agents fail to stop the incident, the supervisor shall order the assembly of a controlled use of force team and immediate physical force may be used to extract the inmates from the cell. While the team is being formed, at least one staff member shall remain at the cell to continue observation of the incident for documentation purposes.

51020.11.2 Food Ports

If during routine duties, correctional officers encounter an inmate who refuses to allow staff to close and lock the food port:

The officer shall verbally order the inmate to relinquish control of the food port and allow staff to secure it. The officer shall issue a warning that chemical agents will be used if he/she does not comply.

If the inmate refuses to relinquish control of the food port after the warning, the officer is authorized to administer chemical agents against the inmate to secure the food port. Alternatively, the officer may choose to contact a supervisor and await further guidance in formulating a response.

If the inmate relinquishes control of the food port, it will be secured and designated staff will follow in-cell decontamination procedures.

In the event the use of chemical agents does not accomplish the goal of regaining control of the food port, the officer shall back away from the cell and contact and advise the custody supervisor of the incident. Controlled force will be initiated while custody staff continue to monitor the inmate. Health care staff shall monitor the inmate at least every 15 minutes.

51020.12 Controlled Use of Force General Requirements

Use of Force can be controlled when time and circumstances permit advance planning, staffing and organization. A controlled use of force requires authorization and the presence of a First or Second Level Manager, or an AOD during non-business hours.

The Incident Commander shall personally supervise the controlled use of force.

A controlled use of force shall not be accomplished without the physical presence of licensed health care staff.

All controlled uses of force shall be video recorded. A verbal warning shall be issued prior to a controlled use of force. The verbal warning shall contain the following five elements:

- Address the inmate by name.
- Advise the inmate that he/she is being video recorded.
- Order the inmate to voluntarily comply.
- Advise the inmate of the intent to use chemical agents and physical force if he/she does not comply.
- Advise the inmate that sufficient force will be used to remove him/her from the area.

All controlled uses of force shall include a cool down period of reasonable length to allow the inmate an opportunity to comply with staff's orders. The length of the cool down period can vary depending upon the circumstances. The First or Second Level Manager, or the AOD, shall determine the length of the cool down period and communicate this to the use of force team. The Incident Commander shall document the start time and duration of the cool down period on the CDCR 837-A/A1.

51020.12.1 Controlled Uses of Force-Video Recording Requirements

Each controlled use of force shall be video recorded. The camera operator shall procure the camera, videotape or disc, backup videotape or disc, and backup battery.

A briefing, including possible tactics to be used, shall be given to the controlled use of force team by the Response Supervisor and/or Incident Commander. This briefing does not need to be video recorded and should be completed away from the presence of any inmates.

Only one incident shall be recorded on each video recording (videotape or video disc will not include multiple incidents).

If the proposed controlled force involves an extraction of two inmates, two camera operators shall be used. Each camera operator will be designated an inmate prior to the application of the controlled use of force and concentrate on that inmate during the recording.

The camera operator shall ensure that an accurate date and time is displayed on the recording.

Filming shall begin with the camera operator stating their name, rank, date, time, and location of the controlled use of force.

The Incident Commander shall identify the inmate involved and state the circumstances of the proposed controlled use of force and/or extraction.

The Response Supervisor, members of the controlled use of force team, health care staff, and the First/Second Level Manager shall identify themselves on camera.

The camera operator shall continue filming to the scene of the proposed controlled use of force and record the events.

If the video recording is interrupted for any reason once the incident/extraction has begun, the camera operator will give an explanation verbally while recording. The entire incident must be video recorded in one segment or scene. The video recording shall continue as long as the inmate is resistive of staff or combative.

If chemical agents were used and the inmate is allowed to decontaminate, ensure the decontamination is filmed.

Video recording shall continue as health care staff conduct an initial evaluation of the inmate, but shall stop while the inmate is treated.

The Incident Commander shall determine when the incident has concluded.

51020.12.2 Controlled Use of Force Involving the Seriously Mentally Ill

When inmates are housed in departmental hospitals, infirmaries, Correctional Treatment Centers (CTC), Enhanced Outpatient Program Units (EOP), or Psychiatric Services Units (PSU), or have an EOP level of care designation, the controlled use of force shall occur as follows:

- A licensed health care practitioner designated by the Health Care Manager shall be consulted prior to the use of chemical agents (see Chemical Agents Restrictions).
- Clinical intervention by a licensed practitioner shall be attempted. Clinical intervention shall also precede the extraction of any inmate who is being extracted upon the written order of a medical doctor, psychiatrist, or psychologist to facilitate a change in housing for treatment purposes.
- The clinician shall attempt to verbally counsel the inmate and persuade the inmate to voluntarily come out of the area without force. These efforts shall continue during the cool down period.
- Whenever circumstances permit, the clinician shall be a mental health provider; i.e., Psychiatric Technician, Licensed Clinical Social Worker, Psychologist, or Psychiatrist.

51020.12.3 Extractions

Extractions are the most common form of the controlled use of force and usually occur when the inmate is in a confined area such as a cell, holding cell, section, pod, or small exercise yard.

If an extraction becomes necessary, extraction team members shall be issued extraction equipment:

- Riot helmet, with protective face shield, protective vest, breathing mask, elbow and shin protectors, gloves, and bloodborne pathogen protective suit.
- Protective shield, approximately 22" wide and 48" long.
- Short baton(s), handcuffs, and leg restraints.

- Video camera(s) with a back up videotape or disc and back up batteries.

Prior to an extraction, the Response Supervisor or Incident Commander shall ensure that the members of the extraction team do not include any staff member who was directly involved in the incident precipitating the need for extracting the inmate.

Placement of an inmate on the stomach for a short period of time to restrain an inmate is authorized; however once the inmate is exposed to chemical agents and/or if a spit hood/mask is placed on the inmate, staff shall not place the inmate on his stomach, or in a position that allows the inmate to end up on his stomach, for any period longer than necessary to gain or maintain control.

The inmate will be afforded an opportunity to decontaminate from the effects of the chemical agent. If the inmate is wearing a spit hood/mask the contaminated hood/mask shall be replaced with a clean one as soon as practical.

The procedure for cell extractions where two inmates are in the cell remains the same as for a single celled inmate with the following additions:

- Additional team members shall be assigned as determined by the Incident Commander.
- In the event one of the inmates is compliant with staff's instructions, and if in the judgment of the Incident Commander it is safe to open the cell door, the inmate shall be removed. If it is unsafe to remove the compliant inmate, he shall be required to remain in the cell and appropriate instructions shall be issued for the duration of the incident.

The procedures for an extraction from an exercise yard, pod, or dayroom whether in a segregated housing unit or general population remain the same as cell extractions except as follows:

- Additional extraction team members or an additional extraction team may be assigned as determined by the Incident Commander.
- In the event two or more inmates are to be extracted from the same area, at least one additional supervisor shall be assigned.

51020.12.4 Health Care Issues

When an immediate threat does not exist, controlled use of force procedures shall be followed for the following situations:

Involuntary Medication: on-duty Health Care Services staff shall ensure medical authorization for the involuntary medication exists, and shall advise the Incident Commander of such prior to the application of controlled use of force procedures.

Only departmentally approved four/five point restraints shall be applied by authorized medical/mental health staff in an infirmary, CTC, or other CDCR medical facility upon the authorization of a physician or psychiatrist. On duty Health Care Services staff shall ensure authorization exists, and shall advise the Incident Commander of such prior to the controlled use of force under these circumstances.

Inmates who have a disability that prevents application of restraint equipment in the prescribed manner shall be afforded reasonable accommodation under the direction of the supervisor in charge. Mechanical restraints shall be applied to ensure effective application while reasonably accommodating the inmate's disability.

Inmates who have a disability that prevents the employment of standard search methods shall be afforded reasonable accommodation under the direction of the supervisor in charge. Such searches shall be thorough and professional, with safety and security being the paramount concern.

Admission into an Infirmary, CTC or Hospital: When a physician or psychiatrist has determined it is necessary to admit the inmate into an infirmary, CTC, or hospital, on duty Health Care Services staff shall ensure that medical authorization for the admission exists, and shall advise the Incident Commander of such, prior to the controlled use of force. Refer to Sections 51020.14.1 and 51020.15.1 for additional information.

51020.12.5 Food Trays

Accountability for food trays is an operational concern for the safety and security of institutions. It is important that the staff who issue food trays to inmates in cells account for all trays after the meal is concluded.

If an inmate attempts to break a food tray, the immediate use of chemical agents is authorized to stop the threat of the inmate obtaining dangerous contraband.

If the inmate refuses to return a food tray, the supervisor and the First or Second Level Managers shall be notified. Staff shall document the inmate's refusal to return the food tray on a CDC-115, Rules Violation Report.

The inmate will be advised that he shall not receive another meal until the first scheduled mealtime after the tray is returned. Additionally, the inmate – and all other inmates in the pod/section – will be placed on escort/restraint status to prevent passing of contraband items. Inmates may exit their cells to acquire various services. If the cell is vacated, staff will use that opportunity to retrieve the food tray.

Notice shall be provided to staff members working subsequent shifts to ensure their awareness of the circumstances. Institution/facility staff shall implement security measures to deter and prevent the movement of the retained food tray from one cell to another.

If the inmate retains control of the food tray for a period of 24 hours, the Manager shall determine if controlled force will be used to retrieve the tray. This does not preclude the Manager from making a determination, based on safety and security concerns, to retrieve the tray using force prior to the 24-hour time frame.

If the goal of the controlled use of force is only to retrieve the tray, all staff shall be informed of this in advance. If the inmate has retreated to the back of the cell and the tray can be safely retrieved without the application of force, then staff shall retrieve the tray and exit the cell.

51020.13 Processing Video Records

Video equipment, including cameras, batteries, and blank tapes or discs shall be stored in a designated area at each institution. Video recordings shall be maintained for a period of five years from the date of the incident, or longer if warranted.

Video recordings shall be processed as follows:

- The camera operator shall label the tape with the date, time, inmate's name and CDCR number, the camera operator's name, and incident log number, if applicable.
- The Incident Commander shall, prior to being relieved from duty, forward to the designated area for storage any video recordings of controlled uses of force and any video recordings of inmate injuries or interviews following an immediate use of force or an allegation of excessive or unnecessary force. The Incident Commander shall ensure that all such recordings are secured, logged and processed in a manner to preserve evidentiary value.

Based upon individual institution space availability, an institution may maintain evidentiary related video recordings and non-evidentiary video recordings in separate locations, which shall be identified within a local supplement to this section.

51020.14 Use of Less Lethal Weapons

The 37mm and 40mm launchers are weapons designed to discharge less lethal impact munitions or chemical agents. They are authorized for use in all areas including segregated housing units, general population housing units, dayrooms, dining halls, concrete yards, exercise yards and work areas.

51020.14.1 Use of Less Lethal Weapons for Inmates Identified as Seriously Mentally Ill

In controlled use of force situations for inmates who are housed in departmental hospitals, infirmaries, or other CDCR medical facilities, or who have an EOP level of care designation, the use of less lethal impact munitions is prohibited for direct or indirect use, i.e., body or barricade removal, unless the Institution Head, Chief Deputy Warden, or AOD authorize their use. Circumstances must be serious in nature, calling for extreme measures to protect staff or inmates, i.e.; the inmate may be armed with a deadly weapon.

This does not preclude staff from using impact munitions in immediate force situations to gain control of a disturbance in an exercise yard, dayroom, dining room, or work area, involving inmates who may or may not be known to be seriously mentally disordered.

51020.14.2 Use of Less Lethal Weapons During Controlled Uses of Force

The First or Second Level Manager may authorize the use of less lethal impact munitions during controlled use of force situations in a cell, for inmates not identified as mentally disordered, if the inmate is barricaded, or if circumstances are serious in nature calling for extreme measures to protect staff or inmates (the inmate is armed with a deadly weapon).

51020.15 Chemical Agents

Departmentally approved chemical agents include, but are not limited to the following: Oleoresin Capsicum OC Chloroacetophenone (CN), and Orthochlorobenzalmalonitrile (CS). OC may be issued to all on-duty departmentally trained peace officers, certified in the use of chemical agents. Employees shall only administer the amount of chemical agents necessary and reasonable to accomplish the control objective.

Staff shall make every reasonable effort to maintain visual contact with an inmate when administering chemical agents and until the inmate is decontaminated.

51020.15.1 Chemical Agents Restrictions

While in the community, non-uniformed peace officers that are issued OC products shall carry the product in a concealed manner, unless the peace officer has a badge clearly displayed.

In institutions/facilities where inmates are housed:

- CN/CS shall not be administered into a cell without the approval of the Institution Head or Chief Deputy Warden.
- When the MK-46 projector is used in cells it should be used with the wand applicator attachment. If it is necessary to use the MK-46 projector in cells without the wand applicator, care shall be taken to avoid soft tissue damage to the inmate.

For controlled use of force incidents involving inmates housed in departmental hospitals, infirmaries, CTCs, EOPs, and PSUs, or who have an EOP level of care designation, a licensed health care employee designated by the Health Care Manager shall be consulted prior to the use of chemical agents:

- The licensed health care practitioners shall document his/her recommendation regarding whether or not there is a contraindication for the use of chemical agents on a Medical Chrono (CDC 128C). This document shall be included in the incident package.
- If, during the consultation, the licensed health care practitioners express concerns regarding the use of chemical agents, the First/Second Level Manager authorizing the use of force and health care practitioners shall discuss the matter to determine the best course of action. Health care staff shall consider in providing their consultation, the potential for injury during the use of physical force, as well as the medical implication of exposure to chemical agents. After the consultation, the decision to use chemical agents or physical force shall rest with the First or Second Level Manager authorizing the use of force.
- If the decision is made to go forward with the use of chemical agents, the licensed health care practitioners is responsible for ensuring proper medical equipment and trained health care staff are available during and after the application of the agent to treat the inmate for any adverse reaction due to exposure.
- The Incident Commander shall document the results of the consultation and the basis for the First/Second Level Manager's final decision in the Crime/Incident Report (CDCR 837-A) and on a General Chrono (CDC 128B) for the health care record.
- Staff shall provide assistance to disabled inmates on a case-by-case basis who are exposed to CS/CN or OC and would otherwise have a difficult time evacuating a contaminated area and/or to reasonably accommodate those disabled inmates during decontamination procedures.

51020.15.2 Decontamination from Chemical Agents - General

Any inmate exposed to a chemical agent shall be afforded an opportunity to decontaminate as soon as practical.

If an inmate refuses to decontaminate, no other action is necessary, unless the inmate was exposed in a cell and not removed from the cell where the exposure occurred. In these instances, refer to Section 51020.15.4.

Inmates who are in an adjacent cell or in the general area where chemical agents are used are presumed not to be exposed or requiring decontamination unless determined otherwise.

Decontamination of those inmates not directly exposed to chemical agents will be at the supervisor's discretion based upon obvious, physical effects of the chemical agent.

The need to medically treat an inmate for serious injury may supersede the need to decontaminate from the effects of exposure to chemical agents.

Inmates exposed to chemical agents other than OC shall be allowed to change their clothes as soon as practical.

If CN/CS is used in a cell, the inmate must be allowed to exit the cell for exposure to fresh air, take a shower, and to allow the cell to be decontaminated by vacuum and provided clean linen and clothing. If the inmate refuses to come out, force may be used as necessary to remove him from the cell to ensure the inmate is decontaminated in fresh air and the cell is cleaned.

If an inmate has been exposed to chemical agents subsequent to a spit hood being applied, the spit hood shall be removed and replaced with a new hood if it is safe to do so.

When an inmate is in a litter or gurney and needs to be decontaminated, and is cooperative, caution should be exercised if water is used to decontaminate to ensure the inmate's airway is clear. If the inmate is not cooperative and it presents a danger to either staff or the inmate to decontaminate with water in a litter/gurney, then fresh air is an acceptable decontamination method. The Incident Commander

in conjunction with the health care staff shall evaluate the situation and utilize an appropriate decontamination method.

51020.15.3 Decontamination from Oleoresin Capsicum

Decontamination from OC may be accomplished by exposing the individual to fresh moving air, or flushing the affected body area with cool water, e.g., shower, sink water, or wet cloths.

Force shall not be used to decontaminate inmates/parolee from the effects of OC unless a serious threat to the inmate's health is present and health care staff determine the inmate must be decontaminated.

No other decontamination is necessary for inmates who have been medically treated and health care staff have determined the inmate has been decontaminated.

As soon as it is practical and safe to do so, decontamination of the affected cell and housing unit shall be accomplished by ventilating the area to remove the airborne agent. Open doors and windows as permitted, or use portable fans to speed up the process. If applicable manually turn the air exchange system to high. A fan and the use of the air exchange system is not recommended for any dry agent that is utilized (i.e., expulsion grenades or muzzle blast). Wiping the area down with damp cloths or mopping is only necessary if a noticeable amount of residue is visible.

After decontamination, the inmate should not be returned to a contaminated cell until sufficient time has elapsed to allow for dissipation of the OC or until the cell has been cleaned.

51020.15.4 In-Cell Decontamination from Oleoresin Capsicum

In-cell decontamination may be used for inmates housed in an institution/facility when the Incident Commander determines that allowing an inmate to decontaminate in a shower is a safety concern. An example would be an inmate who is extremely agitated, or an inmate on whom force was used to insert him/her into the cell or secure the food port. The circumstances leading to the order for in-cell decontamination shall be clearly explained in the Response Supervisor's/Incident Commander's report.

If an inmate refuses to decontaminate, no other action is necessary, unless the inmate was not removed from the cell where the exposure occurred. In these instances, in-cell decontamination procedures described below will be followed:

Health care staff shall advise the inmate how to self-decontaminate in his cell using water from the sink. Health care staff shall monitor the inmate approximately every 15 minutes for a period of not less than 45 minutes starting from the last application of chemical agent.

Health care staff shall document the fact the inmate was given instructions and the approximate times of the 15 minute observations on a CDC 7219, Medical Report of Injury or Unusual Occurrence.

If the inmate is under medical supervision, the documented 15-minute observations are not necessary.

As soon as it is practical and safe to do so, decontamination of affected housing units shall be accomplished by ventilating the area to remove the airborne agent. Open doors and windows as permitted, or use portable fans to speed the process.

51020.16 Application of Spit Hoods or Masks

Only departmentally approved spit hoods/masks are authorized for use. A spit hood/mask shall not be placed upon an inmate who:

- Is in a state of altered consciousness (visibly drowsy, stuporous, or unconscious) or;
- Has any visible signs of a seizure; or
- Is vomiting or exhibits signs of beginning to vomit.

A spit hood/mask may be applied to an inmate if:

- Staff believe there is verbal or physical intent by the inmate to contaminate others with spit or other bodily fluids from the nose or mouth; or
- The inmate is not able to control expelling fluids from the nose or mouth (with the exception of vomit); or
- The inmate is on authorized security precautions according to the procedures of the unit where the inmate is housed.
- If the inmate was contaminated with OC before the mask was applied, the mask shall be kept on until the inmate is afforded decontamination unless the inmate is in a state of altered consciousness (visibly drowsy, stuporous, or unconscious); or has any visible signs of a seizure; or is vomiting or exhibits signs of beginning to vomit. In this case the spit hood/mask will be

removed immediately and appropriate treatment will be administered.

If a spit hood/mask was applied and the inmate loses consciousness, begins seizing, or begins vomiting the spit hood/mask shall be removed immediately and appropriate treatment will be administered.

If a spit hood/mask is applied to an inmate, it is imperative that constant supervision of the inmate be maintained for signs of respiratory distress. If any respiratory distress is observed, the spit hood/mask shall be removed until the signs of respiratory distress have dissipated.

Once an inmate is exposed to chemical agents and/or if a spit hood/mask is placed on the inmate, staff shall not place them on their stomachs, or in a position that allows the inmate to end up on his stomach, for any period longer than necessary to secure (e.g. handcuff) and/or gain control of the inmate. A prone position makes it difficult for any exposed individual to breathe and may be a contributing factor in positional asphyxia. Positional asphyxia occurs when an individual's body position interferes with respiration, resulting in death.

If an exposed individual is in handcuffs and requires transportation via a gurney, stokes litter, etc., he shall be positioned on his back or side.

Prior to the use of chemical agents, the building ventilation system must be turned off. If the inmate is located in a cell, all water to the cell should be shut off.

51020.17 Uses of Force-Reporting Requirements

Every staff use of force is an incident that shall be reported. Uses of force include non-deadly force, deadly force, immediate force, controlled force and non-conventional force. Verbal commands, the application of restraints to an unresisting inmate and the movement of an unconscious or otherwise incapacitated inmate are not uses of force.

Any employee who uses force or observes a staff use of force shall report it to a supervisor as soon as practical and follow up with appropriate documentation prior to being relieved from duty.

The CDCR 837 Crime/Incident Report forms are used for reporting uses of force. Written reports regarding both immediate and controlled use of force shall be documented on a CDCR 837.

Documentation shall identify any witnesses to the incident and describe the circumstances giving rise to the use of force, and the nature and extent of the force used. For more details on written reports and forms see DOM Section 51030.

51020.17.1 Involved Staff-Reporting Requirements

- Written reports regarding staff uses of force shall be documented on a CDCR 837-C. Reports must be prepared by the employee participants or witnesses, and reviewed by the Incident Supervisor prior to the employee being relieved from duty. Staff shall not collaborate with each other in the preparation of reports.
- If possible, identify important information in the contents of the report as follows:
- Identities of staff that observed and/or participated in the use of force.
- Description of the actions of the inmate and circumstances leading to the use of force.
- Description of the specific force used or observed.
- If chemical agents were used, identify the type of projector used, and from what distance, e.g., a burst of OC from an MK-3, from six feet.
- Description of the inmate's level of resistance.
- Description of why force was used and description of the threat perceived.
- Description of any identified disabilities ascertained through any tracking system and what form of reasonable accommodation and/or assistance was provided during and after the controlled use of force.
- Description and observations of staff or inmate injuries and the cause of the injury, if known.
- Description of observations of decontamination of chemical agents or medical attention given.
- Description of observations or knowledge of the steps taken to decontaminate the housing unit, and those inmates not directly exposed to chemical agents.
- Documentation of any inmate allegation of an unnecessary or excessive use of force.

Reports should not normally contain clichés, buzzwords, slang terms, or profanity except as a direct quote.

51020.17.2 Involved Staff-Additional Reporting Requirement for Deadly Force

An employee who intentionally or accidentally uses deadly force, whether on or off-duty, shall ensure that a supervisory employee is verbally notified of the incident without delay. A written report shall also be required. This reporting is

not a requirement for the lawful discharge of a firearm during weapon's qualifications, firearms training, or other legal recreational use of a firearm.

51020.17.3 Video Records Made After Immediate Uses of Force That Cause Injury and Allegations of Unnecessary or Excessive Force

A video recording of an inmate shall be made under the following circumstances:

- The inmate has sustained a serious bodily injury or great bodily injury that could have been caused by a staff use of force.
- The inmate has made an allegation of an unnecessary or excessive use of force.

Any visible or alleged injuries shall be video recorded. The video recording shall be conducted by persons not involved in the incident. The video recording should be made within 48 hours of discovery of the injury or allegation.

The video recording shall also include a request of the inmate to be interviewed regarding the circumstances of the incident. If the inmate refuses to be video recorded, such refusal shall be recorded.

51020.17.4 Response Supervisor- Reporting Requirements

In addition to writing his/her own report when applicable, prior to being relieved from duty the Response Supervisor shall:

- Gather written reports from staff involved in the use of force incident.
- Serve as the first level of review for all subordinates' reports and shall ensure that all necessary information is contained in these reports. The Response Supervisor is expected to ensure that each employee's report is prepared independent of any other report.
- Ensure no involved employee is relieved of duty prior to receiving his/her written report, unless the employee is physically unable to prepare the report due to an injury. If due to the circumstances a verbal report is not possible, the Response Supervisor shall explain the reason for not taking a verbal report.
- Obtain applicable medical reports from health care staff, inspect the form(s) and determine if all relevant information is present.
- If applicable, complete Report of Occupational Injury or Illness Form (SCIF-3067).
- If applicable, complete State Compensation Insurance Fund Employee Claim for Workers' Compensation Benefits Form (SCIF-3301).
- If applicable, complete Department of Health Services Report of Request and Decision for HIV Testing (CDC-8439) in cases of potential exposure to blood borne pathogens.

51020.17.5 Response Supervisor-Additional Reporting Requirements for Deadly Force

When there has been a use of deadly force, the on-duty supervisor shall ensure that the chain of command is notified and all necessary health and safety, medical, and security measures are initiated. The supervisor shall go to the location and ensure that the scene is protected.

For incidents occurring in an institutional setting, the Watch Commander shall contact the institution's ISU.

For incidents occurring in a community setting, the on-duty supervisor shall ensure local law enforcement is contacted.

The supervisor shall ask the employee who used deadly force to provide a public safety statement immediately after the incident. This is the employee's oral statement. This statement helps determine the general circumstances of the incident, assess the need for resources, set the perimeter, locate injured persons, and determine the nature of the evidence to be sought. It shall provide basic information such as the number of persons involved in the incident, the number not yet in custody and number and direction of shots fired. The statement shall not include, and the employee should not be asked to provide, a step-by-step narrative of the incident or a motive for his/her actions.

The supervisor shall capture the essence of the oral statement in writing and submit it to the Incident Commander.

In circumstances where the use of deadly force results in death or GBI, the staff using the force will be placed on administrative time off (ATO) for 72 hours in order to facilitate department interviews and staff wellness. These 72 hours will be paid contiguous time off, unless they are scheduled regular days off (RDO). RDOs will count toward the contiguous 72 hours but will not be paid unless the employee is

called to work. If the 72 hours ATO overlap with a period of pre-scheduled time off (i.e. vacation, holiday, sick leave, etc.) the ATO will be used in lieu of, not in addition to the affected employee's leave credits.

As soon after the incident as is practical, the response supervisor must also initiate Employee Post Trauma Program (EPTP) protocols as delineated in DOM Section 31020.6.4.

51020.17.6 Health Care Staff Use of Force-Reporting Requirements

Health Care Services staff shall complete and submit a CDCR 837-C whenever a Health Care Services staff member:

- Observes an immediate (not controlled) use of force.
- Uses force on an inmate.
- Provides clinical intervention prior to a use of force.
- Hears an inmate allegation of an unnecessary or excessive use of force during a reportable incident. (If not already reported on a CDC 7219).

In addition to the requirements noted above, Health Care Services practitioners shall complete and submit a CDC 7219 when assigned as a member of a controlled use of force team. The CDC 7219 shall be completed and submitted to the Response Supervisor prior to the health care staff leaving the institution and shall:

- Include a quote of the inmate's own words in the patient comment section.
- Document observations of the area on the inmate where force was applied, after specific examination.
- Include comments or information garnered from custody staff regarding the type and amount of force used.
- Document the injuries sustained and the medical treatment rendered.
- Document if the inmate refuses medical examination and/or treatment.
- Document any alternative assistive device provided and any medical recommendation / accommodation suggested during and after the use of force.
- Document in-cell decontamination instructions and times of 15-minute checks, if applicable.
- In controlled use of force cases when consultation regarding the use of chemical agents is warranted, the Health Care Services employee providing the consultation shall complete and submit a Medical Chrono (CDC 128C) documenting whether or not there is a contraindication to the use of chemical agents.
- Physical efforts used to restrain appendages of an uncooperative inmate into four/five point restraints during Range of Motion shall be documented on the inmate's Health Record.

In addition to the above requirements, Health Care Services practitioners shall be responsible for providing custody staff and the Use of Force Coordinator, with notification and updated information in the event that the aftercare treatment process reveals new facts about the severity of a force related injury.

51020.17.7 Incident Commander-Reporting Requirements

It is the responsibility of the Incident Commander to notify the Office of Internal Affairs (OIA) and the Bureau of Independent Review (BIR) as soon as possible, but no later than one hour from the time the incident is discovered, of any use of deadly force and every death, great bodily injury or serious bodily injury that could have been caused by a staff use of force. Depending on the specific MOU and the nature of the incident, a call to the county sheriff or police department may also occur.

Prior to being relieved from duty the Incident Commander or designee shall:

- Complete the CDCR 837-A/A1 and CDCR 837-B. This shall be an accurate summary of the events as described in the written reports submitted by all employees.
- Prepare the initial incident report package. This includes the CDCR 837-A/A1, B and C forms; any applicable medical forms; and the Manager/AOD Report of the Controlled Use of Force, if applicable.
- Review all incident reports for quality, accuracy and content.
- Clarify incomplete reports with involved staff by completing a CDCR 837-C-2/3.
- In controlled use of force cases in institutions/facilities involving involuntary medication, placement into four/five point restraints, or admission into an infirmary, CTC or hospital, the Incident Commander shall include in the CDCR 837-A/A1, the name and title of the on duty Health Care Services staff that verified the appropriate medical authorization existed prior to the use of force.
- Prepare and submit a separate CDCR 837-C if he/she actually used force during an incident, or observed the immediate use of force.

- Ensure the initial incident package is submitted to DAI / Identification and Warrants Unit, and the respective Associate Director over the institution's Mission Based Region.
- Ensure the initial incident package is submitted to the Warden's Office, the Use of Force Coordinator, and, if requested, to the OIA and BIR.
- Ensure all force related video recordings of inmate injuries or interviews and recordings of controlled force are forwarded to the appropriate location, as set forth in Section 51020.13.
- Initiate the Use of Force Review process as set forth in Section 51020.19.1. However, should an incident or allegation warrant investigation by the DFIT, the OIA, or any other outside investigating agency, the Incident Commander shall suspend all review of that incident until the investigation is complete. In the event the Manager believes an investigation may be necessary, the Manager shall recommend that the case be referred for investigation.

51020.17.8 First/Second Level Manager-Reporting Requirements for Controlled Uses of Force

The First or Second Level Manager authorizing the use of controlled force is required to be present during the use of force. After the use of controlled force, the First/Second Level Manager shall complete a Manager's/AOD Report of Controlled Use of Force. This form shall be included as part of the incident package and fulfills the reporting responsibilities of the First/Second Level Manager who authorized the controlled use of force incident.

In controlled use of force cases when Health Care Services clinical staff expresses concerns regarding the use of chemical agents, and the decision to go forward is made by the First/Second Level Manager, the First/Second Level Manager shall document the results of the consultation and the basis for his/her final decision on a General Chrono (CDC 128B) for the health care record and the incident package.

51020.18 Reporting Allegations of Unnecessary or Excessive Force

Any employee who observes a use of force that is unnecessary or excessive shall attempt to stop the violation. Any employee who becomes aware of an allegation of unnecessary or excessive force, whether it occurs during a reportable incident or not, shall verbally report the allegation to a custody supervisor as soon as possible, followed with appropriate documentation.

If the allegation occurs in conjunction with a reportable incident, the incident shall be reported in accordance with the requirements set forth in this Article and any such allegation shall be documented and included in the incident report package. Each involved employee shall document all details regarding any allegations or observations of use of force that is unnecessary or excessive. This includes a quote of the allegation, or what was seen or heard, including observations of any apparent injuries, and the name of the supervisor the employee reported the allegation to.

All reports shall be submitted to a custody supervisor.

51020.18.1 Allegations of Excessive or Unnecessary Force-Supervisor Reporting Requirements

Whether or not the allegation of excessive or unnecessary force is made in conjunction with a reported use of force, a supervisor who learns of such an allegation shall:

- Make a verbal notification to the Incident Commander as soon as practical.
- Arrange for the inmate to be medically examined and request a full medical assessment of injuries, if any.
- Ensure every staff member who witnessed the allegations and/or staff who witnessed the event leading to the allegations immediately submits the applicable report.
- Review any reports for clarity.
- Submit a package of all documents relating to the allegation, including a copy of the medical report, to the Incident Commander.

51020.18.2 Allegations of Excessive or Unnecessary Force-Incident Commander and Appeals Coordinator Reporting Requirements

When informed of allegations of the use of unnecessary or excessive force, the Incident Commander and/or the Appeals Coordinator shall make an initial assessment of the information received and notify the appropriate First or Second Level Manager as soon as practical. The Incident Commander and/or the Appeals Coordinator shall determine whether the seriousness of the allegations and/or extent of the reported injuries warrant immediate notification of the First or Second Level Manager. Additionally, the Incident Commander and/or the Appeals Coordinator shall:

- Ensure health care staff have evaluated the inmate and a medical report has been completed.
- Review written reports of witnesses and obtain statements from inmate witnesses, if any.
- Ensure that the inmate's injuries are video recorded and the inmate is interviewed within 48 hours in accordance with the requirements set forth in 51020.17.3. This shall be done as soon as possible upon receiving verbal notification of the allegation.
- When an allegation is received, whether verbally or through the appeals process, the Appeals Coordinator or Incident Commander shall contact ISU or the Watch Commander and determine if the related incident report exists. The respective Appeals Coordinator or Incident Commander shall note the existence of the incident report by log number in their submittal prior to forwarding the allegation for administrative review.
- If the inmate has suffered serious bodily injury or great bodily injury, the Incident Commander shall notify the OIA and the BIR as soon as possible, but no later than one hour from the time the incident is discovered. In instances where the allegation was submitted through the inmate appeal process and there is no corresponding incident report, the Appeals Coordinator shall, in consultation with the hiring authority, notify the OIA and BIR.
- If, at any point in the review, the Incident Commander and/or the Appeals Coordinator discovers information that leads him/her to reasonably believe or suspect an employee has committed any serious misconduct, the Incident Commander and/or Appeals Coordinator shall immediately forward all information to the Institution Head via the chain of command, recommending an internal affairs investigation if appropriate.
- Prepare a Report of Findings (CDCR Form 3014) and/or Appeal Inquiry. The report shall contain the allegations made, an explanation of the incident, the written or verbal statements of the witnesses, the health care information, and a conclusion and recommendation.
- Submit the Report of Findings and/or Appeal Inquiry and evidence through the chain of command to the Institution Head. The evidence shall include copies of the medical reports, and any other documentation that is deemed significant to further document the incident/allegation. If the Incident Commander learns that the verbal allegation is part of a reported incident, the incident package shall be included with the Report of Findings. Correspondingly, if the Appeals Coordinator learns that the written allegation is part of a reported incident, the incident package shall be included with the appeal for administrative review.

51020.19 Reviewing the Use of Force

Each Institution Head shall establish and chair an IERC to evaluate and review every use of force and every allegation of excessive or unnecessary force. Each incident or allegation shall be evaluated at both supervisory and management levels to determine if the force used was reasonable under policy, procedure, and applicable law.

Documentation of all use of force incidents and allegations of excessive or unnecessary force shall be reviewed at supervisory and management levels.

For reported incidents, a good faith effort must be made at all levels of review in order to reach a judgment whether the force used was in compliance with policy, procedure and applicable law and follow-up action if necessary. The following factors must be evaluated:

- The threat perceived by the responsible individual applying the force.
- The need for the application of force
- The relationship between that need and the amount of force used
- The extent of the injury suffered
- Any efforts made to temper the severity of a forceful response.

Should an incident or allegation warrant investigation by the DFIT, the OIA, or any other outside investigating agency, the IERC shall suspend all review of that incident until the investigation is complete. The IERC shall consider the

completed investigative report, and any report by the DFRB, as part of its own review.

51020.19.1 Incident Commander Review

The Incident Commander shall review the incident package documentation to ensure that it is adequately prepared and shall reach a judgment whether the force used was in compliance with policy, procedure, and applicable law.

The Incident Commander shall:

- Review all incident reports for quality, accuracy, and content, including, in cases in which allegations of unnecessary or excessive force was alleged, the CDCR Form 3014.
- Clarify incomplete reports with involved staff by completing a CDCR Form 837-C-2/3 Crime/Incident Review Notice to the applicable employee.
- Submit the completed incident package to the First Level Manager.
- Complete an Incident Commander's Review / Critique Use of Force Incidents form. The report shall contain an explanation of the incident, the written or verbal statements of the witnesses, the health care information, and a conclusion and recommendation.
- In the event the Incident Commander believes an investigation may be necessary, the Incident Commander shall suspend review and recommend that the case be referred for investigation.

51020.19.2 First Level Manager Review

The First Level Manager of the area where the incident or allegation occurs shall reach a judgment whether the force used was in compliance with policy, procedure, and applicable law.

The manager shall:

- Review all documentation in the incident package, including, in cases in which allegations of unnecessary or excessive force was alleged, the CDCR Form 3014.
- Review the quality of all reports to ensure the use of force was properly documented and reviewed. This includes a review of the Incident Commander's conclusions.
- Conduct an in depth analysis to determine if the use of force described in the incident package was within the guidelines of the Use of Force Policy and Procedures. This analysis should address any non-compliance with policy not identified earlier.
- Complete a review of the incident or allegation on the Manager's Review – First Level form.
- In the event the Manager believes an investigation may be necessary, the Manager shall suspend review and recommend that the case be referred for investigation.

51020.19.3 Second Level Manager Review

The second level manager is the final level of review prior to the completed incident package being sent to the Use of Force Coordinator for review by the (IERC). The manager shall reach a judgment whether the force used was in compliance with policy, procedure, and applicable law.

The second level manager shall:

- Review all documentation in the incident package, including, in cases in which allegations of unnecessary or excessive force was alleged, the CDCR Form 3014.
- Review the quality of all reports to ensure the use of force was properly documented and reviewed. This includes a review of the Incident Commander's conclusions and the First Level Manager's conclusions.
- Complete a review of the incident or allegation on the Manager's Review – Second Level form.
- Determine if any corrective action taken by his/her subordinates in relation to the incident was adequate/proper.
- Conduct an in depth analysis to determine if the use of force described in the incident package was within the guidelines of the Use of Force Policy and Procedures. This analysis should address any non-compliance with policy not identified earlier.
- In the event the Manager believes an investigation may be necessary, the Manager shall suspend review and recommend that the case be referred for investigation.

51020.19.4 Use of Force Coordinator Responsibility

The Use of Force Coordinator shall log and track all use of force incidents and all allegations of excessive or unnecessary force (including those set forth in inmate appeals) to ensure thorough and timely review by the IERC.

For incidents involving a reported use of force, the Use of Force Coordinator shall prepare an IERC Use of Force Review form. The form provides for the brief review of all aspects of a use of force incident, including whether or not all actions were consistent with policy, and a means for the Use of Force Coordinator to recommend additional clarification or revision to policy, procedure or training for the IERC's consideration.

For allegations of excessive or unnecessary force that do not involve a reported use of force set forth in an incident package, the Use of Force Coordinator shall prepare an Allegation Review package.

The Use of Force Coordinator shall normally schedule all logged use of force cases for review within 30 days of their logged occurrence. Any use of force incident or allegation review that is over 31 days old, and has not received an initial review, shall be scheduled for review at the next scheduled IERC meeting. Unless there are outstanding issues or a corresponding investigation, this review will be both an initial/final review.

Any logged use of force occurrence that included allegations of unnecessary or excessive force, serious bodily injury, GBI or death shall be prioritized after 30 days for final review, upon receipt of any corresponding investigations or final documents. In any event, the IERC Chairperson shall review the status of all pending UOF cases during each IERC Meeting, and assess the status for final review of these cases.

If a completed package has not been received by the Use of Force Coordinator within 31 days of the incident, the Use of Force Coordinator shall conduct a preliminary review of the case, and present it to the IERC for initial review. Once the Use of Force Coordinator has received and analyzed the completed package, the case will be rescheduled for final review by the IERC.

The initial review of the uncompleted package (initial incident package) is intended for the IERC to preliminarily review and document the incident for obvious procedural concerns and does not require an IERC Critique and Qualitative Evaluation form to be completed. The IERC Critique and Qualitative Evaluation form will be completed following the review and analysis of the completed incident package.

The Use of Force Coordinator is responsible for preparing the completed use of force incident package for review by the IERC as follows:

- The Use of Force Coordinator shall regularly schedule IERC meetings. The BIR shall be provided reasonable notice and copies of the complete incident packages to be reviewed in advance of the meetings.
- The Use of Force Coordinator shall conduct an in-depth analysis of the documentation of each use of force case, including the conclusions of the supervisor/managers, on the IERC Use of Force Review form.
- The Use of Force Coordinator shall prepare complete copies of the incident packages to be reviewed by the IERC, which shall include a written recommendation on the IERC Use of Force Review form regarding whether the force used was in compliance with policy, procedure, training and applicable law. This format addresses critical review areas.
- After the IERC's final review all documentation of staff training or discipline will be removed from the incident package and routed to the appropriate Manager for placement into the appropriate file, i.e., employee's training or supervisory files.
- The Use of Force Coordinator may recommend that additional clarification or information is necessary. If the IERC determines additional information or clarification is required, the Use of Force Coordinator will forward a request for this information to the responsible Manager and track the assignment. The Use of Force Coordinator will maintain a copy of the completed incident package until the information/clarification is received. The Use of Force Coordinator will then complete the analysis and resubmit the case to the IERC.
- The Use of Force Coordinator may also identify and recommend revision to policy, procedure or training for the IERC's consideration on the IERC Further Action form. The Use of Force Coordinator will submit the IERC Further Action form to the IERC for review.
- If an investigation has been requested for a use of force incident, the Use of Force Coordinator will track and maintain the completed incident package until completion of the investigation. Upon the completion of the investigation, the IERC Chairperson will be provided a copy of the investigation report and then complete the analysis and present the case to the IERC. During the IERC, the Use of Force Coordinator will verbally present his/her recommendation regarding completed cases. Investigative

reports will be returned to the Investigative Services Unit Office upon completion of the final IERC review of the incident

- The Use of Force Coordinator will ensure the IERC findings are documented on the IERC Critique and Qualitative Evaluation form.
- In cases involving allegations of excessive or unnecessary force in which an Incident Commander or an Appeals Coordinator has forwarded a Report of Findings or an Appeal Inquiry, the Use of Force Coordinator shall prepare an Allegation Review form for review by the IERC and signature by the IERC Chairperson.
- After each IERC, the Use of Force Coordinator shall forward a memorandum to the respective Associate Director Office that provides the date of the meeting, a listing of incidents and allegations reviewed, and notation of the disposition.

51020.19.5 Institution Executive Review Committee Monitoring Responsibility

The IERC is a committee of executive staff tasked with reviewing reported use of force incidents and allegations of excessive or unnecessary force. The IERC is the final level of review for most non-deadly use of force incidents. Normally, the IERC is comprised of the following institutional staff:

- Institution Head or Chief Deputy Warden, as chairperson and final decision maker,
- At least one other manager assigned on a rotational basis,
- In-Service Training Manager,
- One health care employee, and
- A Use of Force Coordinator.
- Other designated supervisors and rank and file staff may also attend, as determined by the appointing authority. A representative of the BIR may also attend and monitor IERC meetings.
- The IERC shall meet to review its cases on at least a monthly basis, or on a schedule to ensure all cases are reviewed within 30 days. Unless there are outstanding issues or a corresponding investigation, this review will be both an initial/final review.
- During the IERC, the Chairperson shall personally view a minimum of 30 percent of all video recordings arising from controlled use of force incidents.

The IERC shall determine if the use of force was reasonable and in compliance with policy, procedures and training. The IERC shall also examine the critique and conclusions of subordinate managers and supervisors, and ensure the appropriateness of completed documentation.

The IERC shall complete an Allegation Review of all allegations of excessive or unnecessary force.

The IERC may initiate requests for additional information or clarification (clarification requests will be routed to the responsible Manager and tracked by the Use of Force Coordinator). The final review will determine whether the use of force was reasonable.

The IERC may recommend changes to procedure or training. The IERC is also responsible for identifying possible employee misconduct and recommending the initiation of training, corrective action or disciplinary action in such cases. However, only IERC members in supervisory or management roles (including the Use of Force Coordinator) and the BIR may participate in discussions involving the initiation of corrective or disciplinary action.

The hiring authority may initiate changes to local procedure or training based on the findings or recommendations of the IERC, or forward a recommendation of change to the CDCR policy or procedure via the Associate Director. The Institution Head may also initiate corrective or adverse employee action based upon the findings or recommendations of the IERC.

Should an incident or allegation warrant investigation by the DFIT, the OIA, or any other outside investigating agency, the IERC shall suspend all review of that incident until the investigation is complete. The IERC shall consider the completed investigative report, and any report by the DFRB, as part of its own review.

51020.19.6 Department Executive Review Committee Monitoring Responsibility

The Department Executive Review Committee is a committee of staff selected by, and including, the Associate Director who oversees the

respective Mission-based group. The DERC shall review all incidents involving deadly force, serious injury, great bodily injury, or death. The DERC shall also review those incidents referred to the DERC by the IERC Chairperson or otherwise requested by the DERC.

The DERC shall conduct a review of the incident and document its findings on the DERC Use of Force Review form. The DERC shall also review the actions of the IERC and in the event the DERC has questions or concerns with actions taken by the IERC, the DERC shall take appropriate action.

The DERC shall refer incidents of a major magnitude to the Director of DAI for final review.

51020.20 Investigating Deadly Force and Any Use of Force That Could Have Caused Death or Great Bodily Injury

Every use of deadly force and every death or great bodily injury that could have been caused by a staff use of force shall be investigated by the DFIT and reviewed by the DFRB.

51020.20.1 Investigative Services Unit (ISU) Monitoring the Use of Deadly Force

For incidents occurring in an institutional setting, involving the use of deadly force and any use of force resulting in death or GBI, the ISU shall take preliminary charge of the investigation and will remain in charge of the investigation while contacting the DFIT to inform them of the incident.

For incidents occurring in a community setting, local law enforcement and the DFIT shall take preliminary charge of the investigation.

For every discharge of deadly force from a firearm, the ISU shall be tasked with making the prompt determination of whether the deadly force was a warning shot and whether anyone suffered any injuries as a result of the deadly force. The ISU shall verbally notify the DFIT of its determination as soon as possible and shall confirm its determination, along with the reasons in support of it, in a written memorandum to be forwarded to the DFIT. If the ISU is unavailable to assume this responsibility, an uninvolved supervisor shall do so

51020.20.2 Deadly Force Investigation Team Responsibility

Trained Department investigators assigned to a Deadly Force Investigation Team shall conduct criminal and administrative investigations of every use of deadly force and every death or great bodily injury that could have been caused by a staff use of force. All DFIT criminal investigations will be referred to the local District Attorney for review where MOU's provide for referral.

Based on certain local Memoranda of Understanding, criminal investigations may instead be conducted by an outside police department or sheriff's office. If an outside law enforcement agency is conducting the criminal investigation, the DFIT investigator will monitor the progress of the criminal investigation while providing appropriate support.

DFIT need not investigate the discharge of deadly force inside an institution/facility if a member of an Investigative Services Unit, or an uninvolved supervisor, confirms that the discharge of deadly force was a warning shot and that no injuries were caused by the shot.

51020.20.3 Deadly Force Review Board

The DFRB is the board responsible for conducting a full and complete review of all incidents involving a use of deadly force (except warning shots) and every death or great bodily injury that could have been caused by a staff use of force, regardless of whether the incident occurs in an institutional or community setting.

The DFRB shall be composed of at least four members. Three shall be non-departmental law enforcement professionals. One (1) shall be a Division, Parole Region, or Institutional/facility manager (i.e. Associate Directors, DJJ Superintendents, Chiefs or designees) from outside the chain of command of the involved employee(s). Additional members may be designated by the Secretary or designee.

The reports and findings generated from the separate investigative bodies (DFIT and local law enforcement if applicable) will be presented to the DFRB. The DFRB shall be convened as soon as possible after the criminal and administrative investigations are completed.

The DFRB shall examine all aspects of the incident to determine the extent to which the use of force complied with departmental policies and procedures, and to determine the need for policy, training, and/or equipment modifications.

The DFRB shall report its findings and recommendations in writing, to the Undersecretary assigned to oversee the DAI.

51020.21 Use of Force Data

Designated staff shall maintain a database containing use of force information. The database should be capable of producing statistical reports to monitor trends and patterns of force used, whether the report is received in the form of an incident report, a verbal allegation of excessive or unnecessary force, or an allegation contained in inmate appeal. At a minimum the database should address the following categories:

- Date of incident.
- Specific area of institution.
- Staff involved.
- Controlled or immediate use of force.
- Reason for use of force.
- Use of impact munitions.
- Identified inmate disabilities and steps that were taken to reasonably accommodate the inmate during and after the use of force.
- Allegations of unnecessary or excessive use of force.
- Serious injury, great bodily injury or death.

51020.22 External Review of the Use of Force - The Use of Force Coordinator Responsibility

For purposes of an external review, the Use of Force Coordinator shall identify and retain use of force cases closed by the IERC during the review period. External reviews of closed use of force cases shall be conducted at least every 24 months.

51020.23 Revisions - Use of Force Joint Use Committee (JUC)

The Use of Force JUC is a committee of field staff tasked with reviewing and evaluating recommended revisions to the CDCR's Use of Force Policy and Procedures.

The JUC shall be comprised of the following field staff:

- At least one Institution Head, as chairperson
- At least one staff member from each DAI, mission based region, at the level of Lieutenant or Captain
- At least one Use of Force Coordinator,
- At least three representatives from the CCPOA, as designated by the CCPOA
- The Chief of BIR or designee, and
- Others as needed and assigned by the Deputy Director, DAI,
- The JUC shall meet quarterly as necessary, but not less than annually, to review recommended revisions

51020.23.1 Revisions Approval

Any recommendations for revisions to this Article shall be referred to the Use of Force Joint Use Committee. After review and consideration, the Use of Force JUC shall refer revisions to the Director, DAI, for approval, via the Deputy Director.

Only the Director of DAI, or the Director's designee, may issue clarification memoranda to this Article.

51020.24 Revisions

The Director, DAI, or designee shall be responsible for ensuring that the contents of this Article are kept current and accurate.

51020.25 References

PC § 118.1, 196, 197, 243, 835, 835a, 843.

CCR (15) § 3268, 3268.1, 3268.2, 3275, 3276, 3278, and 3397.

Hudson v. McMillian, 503 U.S. 1 (1992).

Madrid v. Gomez, 889 F.Supp. 1146 (N. D. Cal. 1995).

Remedial Order regarding Madrid v. Gomez, dated June 17, 1996.

Madrid v. Cate (U.S.D.C. N.D. Cal. C90-3094 TEH).

ARTICLE 3 — INCIDENT REPORT

Effective December 27, 1989

51030.1 Policy

Incidents, events and activities that occur within the jurisdiction of institutions and parole regions of immediate interest to the Department, other governmental agencies or the news media, shall be reported to the Director, the departmental Officer-of-the-Day or the Deputy Director, P&CSD as described in this section.

51030.2 Purpose

This procedure defines staff responsibility and provides procedures and criteria for reporting incidents occurring within the Department.

51030.3 Reportable Incidents

Examples of incidents which shall be reported:

- All felonies committed by inmates, parolees, employees or the public on institution property, during transportation or under the jurisdiction of parole regions.
- General or partial lockdowns.
- Riots, inmate strikes or general demonstrations.
- Major power failures.
- Serious accidents or injuries.
- Deaths.
- Significant damage or destruction of state property.
- Escapes or attempted escapes, (refer to DOM 55040, Escape Pursuit).
- Any state of emergency as described in CCR 3383.
- Any use or discharge of weapons, chemical agents or tasers.
- Threats against the President or Vice-President of the United States, or threats against state officials.
- Safety grievances (employees).
- Employee job actions.

51030.4 Incident Reporting Procedures (Institutions)

All reportable incidents shall be conveyed by telecopier on a CDCR Form 837 series, Administrative Officer-of-the-Day (AOD) Incident Report, to the Director, by the 24-hour-a-day Identification and Warrants (ID) Unit.

The current public and ATSS telephone numbers of the ID Unit shall be included in the telecopier and AOD instruction booklets or memos.

51030.4.1 Administrative Officer-of-the-Day Incident Report, CDCR Form 837 Series

The Administrative Officer-of-the-Day Incident Report, CDCR Form 837 series, is the Department's initial written report to Central Office that an incident of departmental interest has occurred. It is essential that all information available at the time of the incident be entered into this report. Any subsequent updating of information relating to the incident should be forwarded to Central Office using the AOD 837 Log Number of that particular incident.

Initial Report Content

Initial reports by telecopier shall include all pertinent available information. New information significant to the incident shall be telecopied as received.

Press Releases

The Assistant Director, Communications, shall be notified by telephone of press releases or serious incidents. A written copy of the press release shall be telecopied to Communications following the verbal notification.

51030.4.2 Incidents on Department Buses

The transportation sergeant or senior officer in charge of the bus shall be responsible for reporting incidents which occur during departmental transportation. The Captain, Transportation Unit, shall be responsible for the processing and distribution of incident reports prepared by staff of the transportation unit. Copies of the incident report shall be forwarded to institutions receiving inmates involved in transportation incidents.

51030.5 Formal Incident Reports

A written incident report shall be prepared and submitted to the Director within 72 hours of all reportable incidents. The Warden or RPA will review and sign this report.

51030.5.1 Supplemental Incident Reports

Initial incident reports to the Director shall be updated by supplemental incident reports until the incident is closed. The supplemental reports shall include all subsequent facts, information, and administrative actions taken relative to the incident.

51030.5.2 Incident Report Log

Facilities and parole regions shall establish and maintain an official log on all reportable incidents. All initial incident reports shall be assigned a log number. Incident report log numbers shall be obtained from the original CDCR Form 837 series, AOD Report, pertaining to the incident. All supplemental reports pertaining to a single incident shall contain the log number assigned to the initial report and shall be filed sequentially with the original report.

51030.6 Format and Content

Revised February 26, 1993

The facility watch commander or program lieutenant in charge of the specific area where the incident occurred shall be responsible for the preparation of the incident report. Departmental incident reports shall be prepared in accordance with the following outline and format:

- Subject.
- Synopsis.

- Persons involved.
- Summary.
- Action taken.

The outlined sections shall contain the following information when applicable:

- **Subject.** This section shall provide a brief one-or-two sentence description of the incident.
- **Synopsis.** This section shall contain a brief, concise description of the incident and involvement of the principal person(s). It shall also contain a description of the injuries, a prognosis for each injured person, the location of the incident, and the extent of property damage if any.
- **Persons Involved.** The following information shall be included on principal inmates involved:
 - Name(s) and prison number(s).
 - Custody classification and classification score.
 - Date received by the Department.
 - Date received by the facility.
 - Commitment offense and county of commitment.
 - Parole/discharge date/Board of Prison Term status.
 - List name(s) and job classification(s) of principal staff involved.
- **Summary.** This section shall contain a detailed report of the entire incident including, when applicable, the following information:
 - Type of incident, date, and approximate time of occurrence.
 - Location of incident.
 - All facts, details, and conclusions.
 - Any criminal acts committed and by whom.
 - Any property damage incurred and value estimate of loss.
 - Number and description of weapon(s) used by perpetrator(s) or recovered following the incident.
 - Types of weapons used by staff, i.e., firearms, chemical agents, tasers, or other lethal/nonlethal weapons. Number of shots fired and/or amount of chemical agents expended shall be included in this section. (See DOM 32010, 54060, and 55050 for additional information on the taser.)
 - Compliance with procedures requiring review of medical/psychiatric records before taser is used and their findings.
 - Detailed and specific description of any physical force used by staff during the incident.
 - Types and amounts of controlled substances seized. Controlled substances shall be reported in grams or dosages.
 - Describe circumstances surrounding any staff, inmate, or visitor death and details of care provided. Any last messages wished transmitted by the deceased shall be quoted.
 - Describe any injuries to staff/inmates/visitors, medical aid provided, and prognosis. An (F) or (M) shall be placed after the names of injured staff members to designate whether male or female.
- **Action Taken:**
 - Describe any disciplinary or classification committee actions taken and outcome if known.
 - State if case was/was not referred for criminal prosecution. If referred, describe status or outcome if known.
 - State whether or not information officer and/or news media was notified.
 - State if case was referred to the BPT and actions taken if known.
 - State if Chief of Labor Relations was notified in cases of employee injury or death.
 - Describe actions to notify next of kin in cases of serious injury or death.
 - Describe measures taken to prevent recurrence.

51030.6.1 Attachments

The following attachments shall be included in incident reports when applicable:

- Arresting and/or witnessing officer reports.
- Reports of principal employees involved.
- Medical and/or death reports on injuries or deaths.
- Photographs shall not be attached to incident reports sent to the Director unless requested.

51030.6.2 Copies and Distribution

Incident reports shall be duplicated by the photocopy method only and distributed as follows:

- Two copies to the Director. (Three copies if death of staff or inmate by assault.)
- One copy to each institution if deemed serious or unusual, or if considered to contain information of particular training value. (Individual institutions may also request routine distribution.)

CYA Wards

- One copy to the Chief Deputy Director, CYA, for each CYA ward involved.
- One copy upon request to the Region Chief of the Department of Forestry and Fire Protection of conservation camp incidents involving forestry employees.

51030.6.2.1 Confidential Incident Reports

Incident reports which contain confidential information shall be written, controlled, and distributed in accordance with CCR 3321, and applicable information practices procedures.

51030.7 P&CSD Incident Reporting Policy

P&CSD incidents shall be reported in accordance with departmental policy as outlined in this procedure.

51030.7.1 Types of Reportable Incidents

The following types of incidents shall require the preparation of incident reports by P&CSD staff.

- Special incidents.
- Altercation/unholstered firearm.
- Shots fired by agent.
- Threats against public officials.

51030.7.2 Incident Reporting Procedures

Parole Agent

The Parole Agent involved shall obtain and document all available information and notify the unit supervisor or AOD.

Written reports by Parole Agents for all reportable incidents shall be completed within 24 hours of the incident.

Supervisory Responsibility

The unit supervisor or AOD shall notify the deputy Regional Administrator on the day the incident occurs. The deputy Regional Administrator shall evaluate the seriousness of the incident and notify the Regional Administrator and assistant deputy director by telephone when determined necessary.

Special Incident Report (CDC Form 1662)

A CDC Form 1662, Special Incident Report, shall be completed by the unit supervisor and telecopied to the deputy Regional Administrator on the day the incident occurs. A complete report with all additional information shall be forwarded to the assistant deputy director. The assistant deputy director shall forward the report to the Director by the Deputy Director when deemed necessary.

51030.7.2.1 Altercation/Unholstered Firearm

An incident report shall be prepared when parole staff is involved in an altercation or draws a weapon. The report shall be written on a standard departmental memorandum using the following procedures and format:

- **Synopsis.**
 - A brief one or two sentence description of the incident.
- **Parties Involved.**
 - List all persons involved in the incident noting their status as staff, parolees, inmates, or other persons.
- **Procedure/Format**
- **Injuries to persons or property.**
 - A description of injuries to any person, medical aid given, and prognosis. When reporting injuries, differentiate whether female or male by (F) or (M) behind the name of injured person. Damage to

property of a staff person, parolee, inmate or any other person shall be listed with a damage estimate in dollar value.

- Details of Incident.
 - A detailed description of the altercation or incident involving unholstering of firearm.
- Reporting Staff Signature(s).
 - Report shall be submitted to the unit supervisor for review and approval.

51030.7.2.2 Shots Fired by Parole Agent

Any discharge of a firearm by parole staff for other than training purposes whether on duty or off duty shall be immediately reported to the local law enforcement agency and a Confidential Shots Fired Report prepared. Medical aid shall be summoned as soon as possible for any injured person. The Confidential Shots Fired Report and accompanying incident report shall be prepared using the following format and procedures:

Format

- Synopsis.
 - A brief one or two sentence description of the incident and number of rounds fired.
- Persons Involved.
 - List all participants and witnesses involved by full name, address, telephone number, and place of employment. Participants shall be listed as: department employee (title), inmate/employee, private citizen, or other appropriate title or identity. Include statements from witnesses and participants.
- Death, Injury, or Property Damage.
 - Describe injuries and/or wounds sustained by any persons. Describe any property damage including names and addresses of owners and give an estimated value of damages. If death occurs to an injured person after completion of the original report a supplemental report shall be submitted.
- Weapons Used.
 - Describe weapon(s) used during incident by employee(s) and other persons. Description for employee firearm shall include type and model number of weapon, serial number, CDC number, number of rounds fired and disposition of the weapon.
 - Firearms used or confiscated from other persons during the incident shall be identified by type and model number, serial number, number of rounds fired (if any) and disposition of the weapon(s). If confiscated weapon(s) was not fired, description shall include whether weapon was loaded or unloaded and number of rounds confiscated. When known, a statement shall be included as to whether the weapon was listed as stolen or how possession was obtained. If unknown at the time of report, the information shall be submitted on a supplemental report when available.
- Assistance by Other Agencies.
 - Names and telephone numbers of all departments and/or agencies assisting or responding in the incident shall be listed. Copies of their reports shall be attached to the incident package when available. Examples of departments/agencies to be included are: law enforcement agencies, ambulance/paramedic services, hospitals, and physicians, etc. Reports from assisting agencies that are unavailable prior to completion of the incident report shall be submitted with a supplemental incident report when received.
- Details of Incident.
 - A detailed chronological account of the incident shall be written. A narrative description of the scene and physical positions of all participants and witnesses shall be prepared and attached to the final report. All P&CSD staff directly involved in the incident shall submit a written report.
- P&CSD Notification.

- Indicate date and time that the supervisor or AOD was notified of the event, including name of person notified.
- Analysis.
 - The immediate supervisor shall proceed to the scene of the incident and conduct a complete investigation including an examination of the firearm used by staff. The supervisor shall prepare an analysis report within four days of the incident and forward the report to the Regional Administrator and Deputy Director, P&CSD, within 24 hours of completion. The cause of the incident and degree of each participant's involvement shall be included. The analysis section shall be a separate document (addendum) to the main incident report and distribution shall be restricted to the unit supervisor, PA, Regional Administrator, assistant deputy director, and Deputy Director, P&CSD. The analysis section shall be removed from the incident report prior to distribution for training or informational purposes. Revisions to the analysis section shall be effected by supplemental reports to the authorized recipients listed above.

51030.8 Threats

Written or oral threats by inmates/parolees against the President or Vice-President of the United States; Governor of California; state, county or city officials; elected state officials; exempt appointees of the Governor; judges; BPT staff; and P&CSD staff; shall require the preparation of an incident report following procedures described in the subsequent sections.

51030.8.1 Threats Against the President or Vice-President of the United States

An immediate telephonic/teletype report shall be made to the following:

- During non-business hours, a teletype report shall be transmitted to the appropriate division.
- During business hours, the responsible Assistant Deputy Director, Institutions/Paroles shall be contacted who shall notify the Director when appropriate.
- Assistant Director, Law Enforcement and Investigations.
- U.S. Secret Service (local office).
- FBI (local office).

51030.8.2 Threats Against Other Public Officials

Threats against the Governor of California and all other officials listed in this section shall require immediate telephonic/teletype reporting to:

- Appropriate division during non-business hours.
- The responsible Deputy Director, Institutions/Paroles during business hours, who shall notify the Director when appropriate.
- Assistant Director, Law Enforcement and Investigations.
- CHP. Notification may be made to any of the following offices:
 - Division headquarters, Sacramento - (916) 445-1150.
 - Executive Protection Bureau-North - (916) 445-9636.
 - Executive Protection Bureau-South - (213) 620-3216.
- Executive Officer, BPT, if BPT staff are involved.

51030.8.3 Follow-Up Actions on Threats

When threats are made in writing, a copy of the threat shall be attached to the incident report.

- An evaluation of the mental condition and the mental history of person making the threat shall be included in the incident report.
- A copy of the incident report shall be distributed to departments and agencies listed in DOM 51030.8.1 and 51030.8.2.
- Upon evaluation of the threat, the inmate or parolee may be placed in custody pending investigation.
- If threat involves a P&CSD staff person, other measures, i.e., arming of the staff person, protection by local law enforcement or LEIU, or reassignment of the employee may be considered.
- Any reportable threat shall be placed in the inmate/parolee C-File and in the field file of parolees. The files shall be clearly noted for identification.

51030.9 Escape/Abscond/Parole or Discharge

In the event any inmate under the provision of DOM 51030.8 escapes, is discharged, or released on parole, or any parolee under this provision absconds or is discharged, the appropriate agencies outlined in DOM 51030.8.1 and 51030.8.2 shall be immediately notified.

51030.10 Revisions

The Deputy Director, Institutions Division, in conjunction with the Deputy Director, P&CSD, or designee shall ensure that the content of this section is accurate and current.

51030.11 References

PC § 76.

18 USC 871.

CCR §§ 3382, 3276 - 3279.

ACA Standards 2-4206 - 2-4208, and 2-4210.

ARTICLE 4 — POST ORDERS

Revised July 3, 1998

51040.1 Policy

Each Warden and Health Care Manager shall ensure that post orders are completed for all posted positions, to include special assignment positions (i.e., contraband watch, hospital guarding, etc.).

51040.2 Purpose

Post orders shall be complete and concise. Only general functions and specific duty directives shall be referenced in post orders. Department policy directives should be referenced in post orders but not be reiterated in their entirety. Those matters that are not specific to post duties should be communicated to staff through: IST, OJT, or other communication methods.

51040.3 Staff Responsibility for Post Orders

The Captain or area Manager (i.e., Health Care Manager, Food Manager, etc.) is responsible for the initiation, revision, distribution, and maintenance of post orders.

51040.4 Review, Update, and Finalization of Post Orders

Each Captain and Health Care Manager shall establish a schedule so that all post orders receive an annual review and update to incorporate changes in rules, regulations, policy, institution operations, and the DOM. Whenever a post order is reviewed or updated, the date of the review shall be included on the post order.

- The Captain or area Manager shall assign a second line supervisor to be responsible for the review, revision, and/or preparation of designated post orders.

Post orders shall be accurate, complete, and concise.

- Post order drafts shall be submitted to the immediate supervisor for review then forwarded to the second line supervisor who, after approval of the draft, shall have the post order prepared in final form. The Health Care Manager shall submit the post order drafts to the first line supervisor who, after approval of the draft, shall have the health care staff post order prepared in final form. The respective Associate Warden, Chief Deputy Warden, or Health Care Manager shall review and approve all finalized post orders.

51040.5 Post Order Format

Post orders shall not exceed 4 pages in length and shall be prepared utilizing the following format:

- Revision Date:
- Division/Institution:
- Post Description:
- Post Order Number:
- Watch:
- Hours of Work:
- Regular Days Off:
- Direct Supervisor:
- Indirect Supervisor:
- Area of Responsibility:
- General Duties and Responsibilities:
- Special Instructions:
- Operational Time Schedule:
- Signature Blocks.

51040.5.1 Post Order Language

Post orders shall contain the following language:

“All peace officers have the responsibility to take appropriate action during an emergency (including physical restraint) and to work assignments as necessitated.”

51040.6 Post Order at Job Site

The Captain or area Manager shall ensure that a current copy of the Post Order is prepared for every post and a copy shall be physically located at each job site.

51040.6.1 Post Order Reading and Understanding Requirements

Supervisors, by authority of the Captain or area Manager, shall ensure that employees read and understand their post orders upon assuming their post.

Employees under post orders are required to sign and date the CDC Form 1860, Post Order Acknowledgment Form, verifying their understanding of the duties and responsibilities of the post. This shall be completed when the employee is assigned to the post, when the post order has been revised, or upon returning from an extended absence.

At a minimum of once each month, supervisors shall inspect the post orders and sign the CDC Form 1860. Any torn or missing pages noted shall be replaced as soon as practical.

51040.6.2 Post Order Acknowledgment Form

A CDC Form 1860 shall be attached to each post order and shall be utilized to verify that the assigned staff member has read and understood the post orders for their post.

- When all the signature blocks on the CDC Form 1860 are filled, it shall be removed and maintained in a file in the Captain's office or Health Care Manager's office (for health care staff). The CDC Form 1860 shall be maintained for a period of one year from the date of last entry unless deemed evidentiary (then retained until no longer needed).

51040.7 Post Order File

The Captain's office or Health Care Manager's office (for health care services post orders) shall retain all current/updated institution post orders on computer diskette, as well as hard copies. All post orders shall be archived for a period of one year, unless deemed evidentiary (then retained until no longer needed).

51040.8 Revisions

The Deputy Director, Institutions Division, or designee shall ensure that the contents of this section are kept current and accurate.

51040.9 References

ACA Standards 2-4200 and 2-4201.

ARTICLE 5 — POST ASSIGNMENT SCHEDULE

Effective December 19, 1989

51050.1 Policy

All Wardens and RPAs shall maintain currently approved post assignment schedules. The schedules shall reflect the most recent revisions of 30 days duration or longer. Each Warden and Regional Administrator shall update their post assignment schedule in September for the current fiscal year (e.g., September 1988, for fiscal year 1989-90). The post assignment schedules shall reconcile with the most recent Governor's budget available, as amended by legislative action.

51050.2 Purpose of Post Assignment Process

The post assignment schedule (PAS) is a vehicle identifying how the Governor's budget is converted to authorized staffing of a facility. The master assignment roster provides an approved method for effectively staffing the operation of an institution on a day-by-day (shift-by-shift) basis.

51050.3 Maintenance of Schedules

Separate post assignment schedules shall be maintained for each of the following areas:

- Custody.
- Food service.
- Medical-dental and psychiatric.

51050.3.1 Custody

A post assignment schedule for custody shall include all positions in the custodial series within the institution, reception center, or community correctional center. This includes officers, sergeants, lieutenants, captains, training officers, and Associate Wardens.

51050.3.2 Food Service

A post assignment schedule for food service shall include all food service positions, exclusive of clerical.

51050.3.3 Medical, Dental, and Psychiatric

A post assignment schedule for medical-dental and psychiatric shall be all supervisory and rank and file positions, exclusive of doctors of medicine, doctors of dental science, psychologists, and clerical positions.

51050.3.4 Definitions of Post Positions, Personnel Year

A post is a specific work assignment to be performed by one individual at a time on a specific shift or watch and for a specified number of days per year.

- This definition also identifies or assigns a post to a specific watch. A tower that is manned 24 hours per day, 365 days a year, is not considered one post. Since it involves all three watches, it is three separate posts.

Post Position

A position is a budgetary concept that equates to an annual salary plus benefits paid to an individual for the performance of a given kind of work (i.e., a classification such as OA II or Officer).

Personnel Year

A personnel year is the number of days worked by an employee in one year. Currently, a personnel year is set at 227.5 days.

- This figure is the basis for determining the number of positions needed to fill posts based on the number of days per year the post requires staffing.
 - A post requiring 331 days of coverage per year will require $331/227.5 = 1.46$ positions.
 - A post requiring 104 days of coverage in one year will require $104/227.5 = .46$ positions.

51050.3.5 Included Positions

All budgeted post assignments shall be carried on the post assignment schedule.

51050.4 Formulas

Formulas provide the method used to effect the correct staffing of a facility, including base coverage and relief. The formulas, as determined by the DOF, are subject to change based on the estimated relief required for post coverage. Currently the DOF utilizes the 1.61 formula. Post requiring less than full relief are documented by fractionals indicating only relief that is required. This is determined by the number of shifts and the number of days per week post coverage is necessary and whether that post needs regular days off (RDO), vacation, holiday, or sick leave relief.

- The 1.61 formula, based on a personnel year of 227.5 days, (Refer to DOM 51050.3.4) went into effect for all positions approved after July 1, 1987 and is the formula used for staffing all facilities.
- The number of days per year allotted to each type of relief under the current formula based on a personnel year of 227.5 days is as follows:
 - $RDO = 104 \text{ days} = 104/227.5 = .46$ positions.
 - $VR = 13 \text{ days} = 13/227.5 = .06$ positions.
 - $Hol = 13 \text{ days} = 13/227.5 = .06$ positions.
 - $SL = 7.5 \text{ days} = 7.5/227.5 = .03$ positions.
- These forms of relief add up to .61 positions. A post requiring full relief coverage eight hours per day, 365 days per year therefore requires 1.61 positions.

51050.5 Detailing Post Assignment Schedule

CDC Form 671-C, Post Assignment Schedule (PAS) - Detail (Part C), shall list post by rank and in sequential order. Each classification shall be started on a new detail sheet. Allow for expansion of the number of posts within the sequential order in subsequent sections of the PAS. It is advisable to leave spaces between major program units or areas within a particular classification. Post detail information is determined by staffing (i.e., 1st, 2nd, 3rd watch) and authorized position count.

- Post Assignment Schedule - Detail sheet shall include the following:
 - Post number - as determined by the person developing the post assignment schedule.
 - Post description.
 - Watch - when posts are reflected on multiple shifts, each must be delineated separately.

- Position total - the total of each post or identified relief shall never exceed the number one, i.e., there shall never be more than one person in one post at any given time.
- For each post classification, there are four different kinds of relief. (RDO, Vacation, Holiday, and Sick Leave.) These shall be reflected in the appropriate column.

The positions requiring relief information are derived by totaling, within each classification, the different areas of relief (i.e., RDO, vacation, holiday and sick leave).

- At the bottom of each detail sheet is a row labeled "TOTALS". The number of ones "1's" in each column should be placed in the appropriate box at the bottom of the detail sheet.
- Once the proper relief information is obtained by totaling the column counts on the detail sheet, it shall be transferred to the positions requiring relief column on the summary sheet.
- At the extreme right edge of the detail sheet under the heading of "other" this column is to be used for two purposes:
 - It should contain the number of the corresponding post from the preceding year's Post Assignment Schedule.
 - It should contain a letter designation assigned by the preparer of the PAS identifying the specific CDC Form 607 by fiscal year authorizing the establishment of the post described on the same line.

Note: The PAS shall contain a cover sheet identifying the letter designations of each CDC Form 607, the CDC Form 607 number, the fiscal year of the CDC Form 607, and a brief description of the CDC Form 607 derived from line 10 of the CDC Form 607.

- A new post that has no corresponding number in any preceding PAS should be designated "NEW" in the "other" column with a reference to the authorizing CDC Form 607 document number.
- The importance of being able to track posts from one year to the next to its original authorizing document cannot be over emphasized.

Footnotes - shall be located at bottom of the same page as information referenced.

51050.6 Post Assignment Schedule - Summary

The purpose of the PAS summary sheet is to convert detail information into personnel years in order to obtain the correct position count in each classification.

- When the PAS summary is completed it shall reconcile with the Governor's budget/salary supplement.
- Each classification shall be computed individually. The person days information is derived by utilizing the 1.61 conversion formula.
- The PAS Summary Sheet contains five identical blocks of row/column configurations -- each is intended for the calculation of the total positions required to staff the posts of a given classification. The classification to which each block applies should be typed under the heading, "POSITION CLASSIFICATIONS".

The days of total relief information is derived by multiplying the positions requiring relief by the days column. The total days of relief information is derived from totaling the various sections (i.e., RDO, vacation, holiday, and sick leave) within the days of total relief column.

- The divisor (base) for the total days of relief column is derived from the 1.61 conversion formula. ($RDO-104, VAC-13, Hol-13, SL-7.5$).

The total person years of relief column information is derived from dividing the total days of relief column information by the indicated base.

The total regular positions column information is derived by totaling the entire column, within each classification, on the detail sheets.

The total positions regular relief column information is derived from adding the total personnel years of relief column information with the total regular positions column information.

51050.7 Reconciliation and Annual Update

Reconciliation of the PAS to the Governor's budget shall be the function of Business Services, however, it shall be done in concert with the Associate Warden, Business Services, or designee, and the personnel lieutenant who puts together the PAS detail and summary. Since the budget cannot be adjusted, the PAS shall be adjusted to reconcile with the budget. Reconciliation shall be annotated to reflect:

- All custody positions by classification, including those outside the custody reporting units.
- CDC Form 607 which impact adjustments.
- Identify whether it is custody, medical, or food service.

- Each classification shall be within 0.5 positions of budgeted total with the inclusion of temporary custody help. Grand total (all classes) shall be within 0.5 positions of budgeted total but shall not exceed the Governor's budget.

51050.8 Annual Update and Submission

For clarity the following CDC forms shall be referred to:

- CDC Form 671 - Post Assignment Schedule - Reconciliation as Part "A".
- CDC Form 671 - Post Assignment Schedule -Summary as Part "B".
- CDC Form 671 - Post Assignment Schedule - Detail as Part "C".

The purpose of Part "A" Reconciliation, is to ensure that the facility total position count in each classification reconciles with the position count derived from the Governor's budget.

Prior to October 1, Part "B" and Part "C" shall be reviewed for changes since the last approved revision or submission. If changes have occurred since the last approved PAS, Parts "B" and "C" shall be revised accordingly. Revised and/or existing copies of Parts "A", "B", and "C" shall be submitted annually and distribution shall be as listed below in this section.

In order to reconcile the PAS with the authorized position count, fractional positions and temporary help blankets shall be accounted for. In addition, institutions that have established temporary help/sick leave blankets to fund sick leave usage shall account for fractional positions and temporary help in order to reconcile the post assignments.

Differences of 0.5 of a position or less between the post assignment schedule count and the budgeted count as reported on Parts "A" and "B", are permissible, within each classification. However, the total institution post assignment schedule count shall not exceed the total budgeted count.

Relief for posts, as indicated on the PAS, shall reflect accurately the actual relief provided. For example, if a post is assigned vacation, RDO, holiday, and sick leave relief, such relief shall be indicated in Part "C" and carried forward to Part "B".

The annual submission of the PAS shall include six copies. (No mimeograph or ditto copies). This package shall be submitted to the Deputy Director, ASD, no later than October 1 of each year.

The Budget Section, ASD shall confirm reconciliation with the authorized position count and shall forward to the appropriate office for approval. Ultimate distribution of the approved PAS shall be as follows:

- One copy to the DOF.
- One copy to the Legislative Analyst.
- One copy to the Deputy Director, Institutions Division.
- One copy to the Budget Section files.
- One copy to the Budget Analyst.
- One copy to the institution (approved copy).

51050.9 Approval of Revised Post Assignment Schedule

Post assignment schedule revisions of 30 days or more duration shall require departmental approval.

Revisions of 30 days duration or more shall be submitted for approval as they occur. The affected pages of Part "C" shall be revised. Parts "A" and "B", if affected by the change, shall also be revised. (Refer to DOM 51050.10).

A comprehensive justification, in the form of a memorandum, shall also be submitted explaining the proposed changes and the reason for such changes. A synopsis of the changes shall be included. If the revision includes the deletion of a post(s), the institution shall explain how it will function without that post(s).

The PAS revision shall be reported to the DOF and the Legislative Analyst after department approval, it shall be written in such a manner that non-departmental personnel will fully understand the proposed changes.

Six copies of the revised pages and the justification shall be submitted to the Deputy Director, ASD.

51050.10 Master Assignment Roster Purpose

The purpose of the master assignment roster (MAR) shall be to convert approved PAS information into a working document which shall be utilized by staff in a facility on a daily basis.

The PAS is the controlling document. The master roster developed from it must be a true and accurate representation of it (i.e., the post and reliefs provided in the master roster must correspond identically to the posts detailed in the PAS). Any changes to the PAS shall also be reflected in the MAR. The MAR provides:

- A ready reference point for identifying employees by name, watch, post, position title, RDO's, program unit, etc.
- A definitive roster from which the daily watch sheets can be produced.
- A source for statistical analysis of employee/post information (e.g., ethnic or gender reports, 60/40 watch preference report, etc.).

51050.11 Post Numbers

Each post number should be prefaced by watch indicator (e.g., 101 for first watch; 201 for second watch, 301 for third watch). Additional clarification shall be gained by prefacing each RDO relief position with a letter designation (e.g., RO-101 where "R" = relief and "O" = officer; RS-101 where "S" = sergeant, and RL-101 where "L" = lieutenant). At institutional complexes with more than one facility (e.g., Correctional Training Academy) each post may be prefaced by a fourth indicator (e.g., CTF-C, 1101; CTF-N, 2101; CTF-S, 3101).

51050.11.1 Master Assignment Roster Work Sheets

The construction of the MAR is best accomplished by transferring the PAS information to MAR work sheets and using a two person team. The team shall be comprised of the Captain who is responsible for constructing and developing the PAS and the other shall be the personnel assignment lieutenant.

- One team member shall identify and verbalize necessary PAS information for inclusion in the MAR and the other team member shall transpose that information to the MAR worksheet.
- The MAR worksheet serves a vital function in the preparation of the MAR. It isolates the posts requiring relief, with the RDO relief positions that shall serve as their relief.

Each RDO relief position shall provide relief for two and one half posts; the worksheet is divided into seven horizontal rows and nine vertical rows.

- The first five horizontal rows are for posts that shall receive the relief.
- The last two horizontal rows are for the RDO relief positions that shall provide the relief.
- The first vertical row is for the post number, the second for the post description (title), and the last seven for the days of the week.
- As RDOs are designated for a post, the RDO relief position's number is written in the appropriate day column, and the post which is being relieved shall have its post number written in the appropriate day column of the RDO relief position which is designated as its relief.

51050.11.2 Considerations

In constructing the MAR or MAR work sheets, employees occupying specific posts shall not be considered; only the post, its security and/or supervisory requirements shall be considered.

RDO Positions

RDO relief positions shall not be established where the position only relieves one post during the work week and the remaining four days are called utility days. Utility days are days without a pre-assigned post and are used where coverage is needed (i.e., sick coverage). The one remaining post shall require relief coverage with a permanent intermittent employee or on an overtime basis.

- Utility days built into RDO relief positions shall be minimized.
- Three utility days per classification is the maximum acceptable; however, this maximum is unacceptable if other alternatives exist.

RDO Structure

To determine RDO relief structure, transfer information from PAS relative to all posts requiring relief to MAR work sheets.

- Use unique identifier for both classification and watch. (Refer to DOM 51050.11).
- Where possible, maintain an RDO relief within the same area of supervision.
 - Ensures continuity.
 - Maximizes job familiarity.
 - Enhances supervisory efficiency.
 - Ensures first and second line supervisors within same supervisory area do not have the same days off.
- Every effort should be expended to minimize the number of RDO reliefs that cover more than one watch. However, when scheduling an RDO relief to cover more than one watch, consider the employee and utilize the 3-2-1 concept.

- Using the 3-2-1 (third, second, first watch) concept extends the hours of regular days off.

51050.11.3 Relief Positions

The number of vacation relief positions (by individual classification) is established by summarizing days of total relief for vacation and then dividing the total by the formula base. (.06).

- To determine Holiday relief positions use the same formula as vacation relief positions.

51050.12 Formatting Master Assignment Roster

After completion of MAR work sheets, consideration shall be given to formatting the MAR and daily watch sheets in the same positional sequence. Formatting order shall be watch, unit, area of supervision, classification (rank), post number, name, RDO, and comment section.

51050.12.1 Watch

All MAR information shall first be segregated and structured by watch.

51050.12.2 Area of Supervision

Areas of supervision shall be segregated and structured according to each unit of responsibility and clearly identify every post under his/her supervision.

51050.12.3 Classification

Classification (rank) shall follow area of supervision in the structure sequence of the MAR.

51050.12.4 Post

MAR information shall be structured in sequential order of the post number (vertical column 1).

51050.12.5 Position Title

The position title shall be placed in vertical column 2 and shall not deviate from PAS approved position title. Abbreviate where space requires.

51050.12.6 Name

Column 3 shall be used to reflect the name of the employee presently assigned to the position. Vacation relief (VR) is indicated in this column by placing VR's name and vacation relief beginning and end dates in parentheses after regular employee's name.

51050.12.7 Regular Days Off

The next seven vertical columns, identifying the days of the week normally beginning with Monday and ending with Sunday, are used to reflect the indicated post RDOs.

- Where relief is provided, the relieving positions RDO relief number shall be indicated in the appropriate RDO column.
- Post which do not require relief, "R", "RDO" or some other representation shall be placed in the RDO column to indicate no relief is provided.

51050.13 Variances Between Post Assignment Schedule and Master Assignment Roster

The PAS allows .46 relief for each post that requires RDO relief; however, in developing the MAR you only need .40 relief for each one hundred post requiring RDO relief. As a multiplier, for every ten posts you shall utilize 4.0 RDO relief even though you are budgeted for 4.6.

RDO relief--for every hundred posts requiring RDO relief you are budgeted for 46 RDO relief positions.

Note: Based on example of 100 positions (40 actual against 46 budgeted), the six positions shall be placed in the RDO relief positions for budget accountability.

51050.14 Daily Time Sheet

Daily time sheets shall be derived from the master roster and shall reflect the same post numbers and titles as are in the PAS.

- They are used on a daily basis on each watch to verify the work status of each employee on a particular day.
- Daily time sheets are used by the personnel timekeeper to post time on the master attendance books for payable disbursement purposes.
- The daily time sheet also reflects pay blanket codes and are therefore used in tracking and managing expenditures, (i.e., sick leave usage).
- Daily time sheets are used to record information required under the FLSA.

Format

All facility daily time sheets shall contain the following elements:

- Unit/facility.
- Watch.
- Date and day.
- Post number.
- Post title.
- Regularly assigned hours column.
- Employee name and initials.
- Column for start and stop times.
- Plus and minus code column.
- Hours worked column.
- Comment column.
- Overtime section.
- Temporary/overtime assignments shall be entered on the lower portion of the sheet.
- Signature block for preparer and for receiver.

Time sheets shall be reviewed for accuracy and approved by the supervising lieutenant.

- Daily time sheets should never be changed except to accurately reflect authorized changes in the MAR. To ensure that this is the case, daily time sheets should be audited against the MAR in conjunction with any audit of the MAR against the PAS.

51050.15 Redirection/Revision

When a redirection/revision to the PAS is warranted, a comprehensive justification, in the form of a memorandum, shall be submitted explaining the proposed changes and the reason for such changes. A synopsis of the changes shall be included.

If the revision includes the deletion of a post(s), it is critical that you explain how it shall function without the post(s). If required, CDC Form 607 shall be submitted.

Future Automation Plans

The Administrative/Personnel Automation Unit is presently developing a customized automated post assignment schedule on a personal computer system. The customized system will provide a monthly reconciliation with the most recent Governor's budget and provide a means to identify authorized staffing at the institution level.

Once completed the guidelines and institutions for use shall be distributed to each institution. Some training of users is anticipated.

51050.16 Revisions

The Deputy Director, Institutions Division, or designee, shall ensure that the contents of this section is accurate.

51050.17 References

PC § 5054.

ARTICLE 6 — DAILY ACTIVITY REPORT

Revised May 20, 1993

51060.1 Policy

Each Warden shall maintain a chronological log of unusual or significant occurrences regarding inmates and staff or other events about which facility management should be informed.

51060.2 Purpose

The purpose of this procedure is to establish guidelines for a comprehensive compilation of occurrences within the facility for review by administrative staff.

51060.3 Responsibility

The logging of all pertinent information shall be delegated to Watch Commanders on each shift.

51060.4 Recording Methods

Activities and events that are not otherwise recorded and readily available for review by administration and other staff, shall be recorded on the Daily Activity Report (DAR).

All staff working a particular shift or watch shall report through the chain of command all significant information pertaining to their assignment. This information shall be assembled on one report by watch, first watch through second and third watches.

51060.4.1 Content

Each facility/parole region shall develop a daily activities report form that will supply the information relative to their needs.

- Routine information that is readily available through log, records, etc., that can be obtained swiftly need not be included.
- Any information of unusual or significant events/actions shall be included.

The following items are examples of content only:

- Delays in count.
- Population changes.
- Accidents (any type).
- Any felony or serious misdemeanor occurrence.
- Delays in serving meals.
- Injuries to staff, visitors, or inmates.
- Sick leave usage (numbers of staff).
- Overtime usage.
- Inspection report.

51060.5 Distribution of Report

The Watch Commander shall prepare the DAR and adequate copies for distribution. The original report shall be retained in the Watch Office as a permanent log. A copy shall be forwarded to the Captain or the Associate Warden--Custody, and a copy shall be delivered to the Warden and Chief Deputy Warden. Other copies may be provided to staff based on the need of the facility.

The Captain or Associate Warden shall take whatever follow-up action is indicated in reference to items reported and shall report such actions to the Warden by 9:00 a.m. on the first day following the recording except on weekends and holidays.

The Watch Commander shall report significant occurrences to the Warden at any time through the normal chain of command or through the Administrative Officer-of-the-Day.

51060.6 Revisions

The Deputy Director, Institutions Division, or designee shall be responsible for ensuring that the contents of this section are kept current and accurate.

51060.7 References

PC §§ 5054 and 5058.

**ARTICLE 7 — INMATE DEATHS, SERIOUS INJURY, OR ILLNESS
NOTIFICATION**

Revised September 8, 2008

Updated September 6, 2013

51070.1 Policy

The Department shall treat the death, serious injury, or serious illness of an inmate or parolee with dignity and respect as is regularly accorded persons who are not incarcerated or on parole. The procedures to be followed after death, serious injury, or illness shall comply with the requirements of all applicable laws.

51070.2 Purpose

The purpose of this Section is to outline the duties of all staff involved when a death, serious injury, or illness of an inmate/parolee occurs. For purposes of this Section, parolee is defined as: a parolee currently incarcerated in a CDCR facility pending a revocation action by the Board of Parole Hearings, or in a CDCR facility based substance abuse treatment program.

51070.3 Possible Death

An employee discovering a possible inmate/parolee death shall immediately summon medical assistance. Pending arrival of medical assistance, the employee shall make every effort to preserve life.

This may include first-aid, Cardio Pulmonary Resuscitation (CPR), and other life-saving measures for which the employee is trained. Life support measures shall be continued until the medical personnel arrive.

Medical personnel will continue life saving efforts unless one or more of the following signs of death are present. If one or more sign is present, the physician will determine if patient is deceased.

- Rigor mortis/dependent lividity.

- Tissue decomposition.
- Decapitation.
- Incineration.

Once started, CPR shall continue until:

- Resuscitation efforts are transferred to a rescuer of equal or higher level of training.
- The patient is determined to be deceased by an MD.
- Effective spontaneous circulation and ventilation have been restored.
- Emergency responders are unable to continue because of exhaustion or safety and security of the rescuer or others is jeopardized.
- A written valid Do Not Resuscitate order is presented.

If a medical officer is not present when the inmate dies, the medical personnel will, in addition to the above:

- Notify the Chief Medical Executive (CME), staff medical officer, or the Medical Officer-of-the-Day (MOD) as appropriate.
- Notify the supervising nurse on duty, or on call.
- Notify the senior custody officer on duty.

A physician shall examine the patient at the earliest possible moment to determine if the patient has expired.

51070.4 Pronouncement of Death

Only a doctor of medicine shall pronounce a person dead.

51070.5 Responsibility of Warden/Regional Parole Administrator (RPA)

The Warden/RPA or their designees shall:

- Effect all medical and legal requirements as soon as practicable.
- Ensure that all necessary requirements for care and maintenance of remains and artificial appliances following death are accomplished in accordance with instructions dictated by the appropriate coroner's office and this manual.

51070.6 Chief Medical Executive

Revised September 6, 2013

The CME or MOD on duty shall:

- Notify the watch commander or senior custody officer in the area of occurrence that the patient/victim has expired stating the time of death.
- Notify the coroner of the death and request their inquiry or release of the body.
- Upon obtaining the coroner's permission, cause the body to be covered and removed to the morgue or a private room in the treatment facility.
- Notify the Warden or Administrative Officer-of-the-Day (AOD), giving all significant points of administrative and medical/legal interest.
- Prepare a written summary of circumstances surrounding the death on CDCR Form 7229-A, Initial Inmate Death Report, or CDCR Form 7229-B, Initial Inmate Suicide Report, providing tactful wording of information that can be used in notifying the contact listed. Any last messages the deceased wished to be transmitted must be quoted.
- An original and five copies shall be prepared and routed to the Warden.
- Notify all required agencies of any communicable diseases discovered during examination.
- In the event the deceased inmate had a diagnosed communicable disease, the contract funeral director charged with the removal of the body from the facility shall be notified of such disease prior to the release of the body.
- Close out all medical records and transmit them to the records office for inclusion in the decedent's C-File.

51070.6.1 Death Certificate

The CME or physician examining the body and pronouncing death will specifically determine whether he/she can sign the death certificate or must refer it to the coroner. H&SC 10259 states the coroner will be notified and will sign the death certificate if death occurs:

- Without medical attendance.
- During the continued absence of the attending physician (vacation, etc.).
- Where the attending physician is unable to state the cause of death.
- Where suicide is suspected.
- Following an injury or accident.
- Under circumstances as to afford a reasonable suspicion that the death was caused by the criminal act of another.

The physician shall complete and sign their section of the death certificate within 15 hours of the death. An original and five copies will be prepared. The original will be forwarded to the undertaker for completion and the copies will be routed to the Warden. Pursuant to H&SC 10204, the coroner shall complete the certification of death within three days after examination of the body.

51070.7 Responsibility of Senior Custody Staff Member*Revised September 6, 2013*

Upon notification of a possible death, the senior custody staff or watch commander shall assure the following steps are accomplished:

- Make or cause to be made the decision for the need to secure the death/incident scene. Any evidence and areas surrounding the death/incident scene shall not be disturbed until an investigating officer is assigned and on the scene.
- Initiate investigation or other custody measures as indicated.
- Order all pertinent materials gathered, i.e., personal property, visiting information, mail card, etc.

51070.7.1 Identify Decedent*Revised September 6, 2013*

The senior custody staff member shall arrange for identification of the deceased as soon as practical.

Fingerprints

- Arrange for the taking of a full set of the deceased's fingerprints on the approved Fingerprint Card, signed by the employee taking the prints.
- Required for legal identification of deceased.
- If fingerprinting is impossible, positive identification must be made by other means (photograph, scars, etc.).

Other

- Identification by means other than fingerprinting requires a notarized affidavit.
- Fingerprint cards or affidavit shall be forwarded to the C&PR.

Exception to Fingerprinting

In circumstances involving suspected homicide, fingerprints shall not be taken. Each hand shall be wrapped in a paper container by the medical representative or the institutional investigator.

Fingerprinting shall be completed by the coroner/designee.

- Notify the chaplain of the death giving the inmate's religion if known.
- Notify the Warden or AOD and the CME or MOD.

51070.8 Circumstance of Death Report and Distribution

The highest ranking custodial officer or designee shall prepare and deliver within four hours of death a brief notice providing the decedent's name, number, time and place of death, and other pertinent facts to:

- The Warden/RPA.
- Chief Deputy Warden.
- CME.
- Associate Warden, Business Services.
- PIO/AA.
- Correctional Case Records Manager (CCRM).
- Correctional Captain.
- Parole agent or reentry facility administrator.
- Chaplain of the deceased's faith.

51070.9 Notification of Appropriate Agencies**Two-Hour Notification**

Any death of an inmate in any facility of the Department, including contract facilities, shall be reported within two hours of the death to the county sheriff and the coroner, or their designee of the county in which the facility is located, and if the facility is located within the city limits of an incorporated city, the chief of police in that city, or their designated representative.

Additional Notifications

The death shall also be initially reported to the DA or designee of the county in which the facility is located, to the Director, Division of Adult Institutions, and to the Director, Division of Correctional Health Care Services, as soon as those personnel are on duty, but within 24 hours of the death.

Initial Report of Death

The initial report of the death may be transmitted by telephone, direct contact, or written notification, and shall outline all pertinent facts known at the time the report is made and all persons to contact, in addition to any other information the reporting person or officer deems pertinent.

- The Warden, RPA, or designee shall notify law enforcement personnel.
- The facility CME shall notify the coroner.

Written Report, Within Eight Hours of Death

Within eight hours of the death of an inmate in any facility of the Department, including contract facilities, a written report CDCR Form 7229-A or 7229-B shall be submitted by the Warden or RPA to those entities noted above. This written report shall include all circumstances and details of the death known at the time of report preparation, and shall include the names of all involved persons, and all persons with knowledge of the circumstances surrounding the death. A copy of the CDCR Form 7229-A or 7229-B shall be retained in the office of the CME and the investigative office until conclusion of any investigation; one copy shall be placed in the deceased inmate's C-File. In community based correctional facilities, the RPA shall retain one copy of the report until conclusion of any investigation.

Attorney General Notification

The following reports and records shall be delivered to the Attorney General's Office, Bureau of Criminal Statistics, Statistical Data Center:

- Complete incident report or report of death as applicable.
- Completed copy of death certificate.
- Fingerprint card (two sets).
- Coroner's report (if applicable).

One copy of each of the preceding documents shall be forwarded to the Director of the Division of Juvenile Justice if the deceased is a youth offender of that agency.

51070.10 Notification of Contact Listed*Revised September 6, 2013*

Facility classification staff in Reception Centers shall ensure that primary and alternate emergency contact information is entered in the Strategic Offender Management System (SOMS) application for each incoming inmate (new admissions and parole violators). Facility classification staff at all CDCR facilities shall ensure that the Notification in Case of Inmate Death, Serious Injury, or Serious Illness is updated:

- Annually as part of the classification review process.
- Upon recommendation of transfer by a classification committee.
- Whenever an inmate advises his or her correctional counselor of a desire to change the information contained in the SOMS application.

In the event of a death, serious injury, or serious illness, the Warden or designee at the level of Correctional Lieutenant or Correctional Counselor II or above shall use all reasonable means to contact the person(s) identified in the Notification. The senior custodial officer shall review the inmate's C-File and Emergency Contact information contained in SOMS and notify the contact listed as humanely as possible.

- Telephone notification of contact listed should be used whenever possible. Custody staff shall not attempt to provide medical information regarding the inmate's health or cause of death, but shall refer the contact listed to the facility CME or physician designee or to the County Coroner's office.
- In all cases of death, a tactfully worded letter, over the name of the Warden, shall be sent to the contact listed.

The following format may be used in the event of a death:

(Name of contact listed)

"I regret to inform you of the death of your (relationship), name, and date. Remains have been released to (name of contracting mortuary, address and phone number of mortuary). They are awaiting further instructions for the final disposition of your (relationship) without expense to the State. If not claimed within 48 hours, disposition must be made as provided by law. Please notify (contract mortuary) whether you will claim the body. You may contact the County Coroner's Office at (Area Code) XXX-XXXX if you have questions regarding the cause of death of your (relationship). We extend our sympathy in your loss."

51070.11 Removal of the Body*Revised September 6, 2013*

The highest ranking custodial officer or their designee shall determine if the coroner has placed a hold on the body. If not, the custodial officer shall request the contract mortuary to pick up the body. The custodial officer shall obtain a body receipt form from the undertaker at the time the remains leave the facility. This form shall be completed in quintuplicate and distributed as follows:

- Original to the watch commander.
- One copy to control or the facility head.
- Two copies to the mortician (who leaves one copy at the gate).
- One copy to the CCRM.

51070.12 Responsibility of CCRM

The CCRM shall prepare a report supplying the information necessary to complete items 1A through 21D of the Certificate of Death, to the health services treatment facility (medical department).

51070.12.1 Notifications Pursuant to 11155(B) PC

The CCRM shall notify the persons or agencies who have requested such notification pursuant to PC 11155(b).

51070.12.2 Notification of Death of Foreign Nationals

Pursuant to Article 37 of the Vienna Convention, written notification within 72 hours of the official notice of death shall be made to the appropriate consulate post in the event of the death of a foreign, national inmate. The notification shall include the inmate's name, CDC identification number, date and time of death, and the attending physician's name. Consulate offices are located in major cities throughout California; and addresses and telephone numbers can be found in the local telephone directory under the name of the country of origin.

51070.12.3 Detainers Disposition

Any detainers pertaining to the deceased shall be returned to the issuing agency with a notice of the inmate's death.

51070.13 Responsibility of Correctional Counselor

Upon receiving instructions and information from their supervisor concerning the death of an inmate, the Correctional Counselor shall carefully examine all available records, mail, visiting records, and personal property and prepare a report to the Warden or their designee consisting of:

- A list of names, relationship, and addresses of relatives, friends, organizations, or individuals who might be interested in the final disposition of the deceased without cost to the State.
- Answers to the below listed questions.
- Is the decedent a member of a fraternal order or lodge having burial insurance or death benefits?
- Is the decedent entitled to veteran's or social security benefits?
- Is the decedent receiving a pension?
- Does the decedent have insurance payable at death?
- Does the decedent have resources or income not held in trust at the institution?

If the deceased inmate was an undocumented alien, notify the local office of Immigration and Customs Enforcement and the appropriate consulate post as referenced in DOM 51070.12.2. Notify victim(s) if there is a written request by the victim(s) in the inmate's C-File that the victim(s) be notified of any change of the inmate's status per PC 3058.6, 3058.8, and 3058.9.

51070.14 Responsibility of Chaplain

Upon notification of a death, the chaplain of the faith professed by the inmate will perform such duties as required:

- Attend to any special religious requirements.
- Consultation with family members as required or requested.

51070.15 Responsibility of Property Officer for Deceased's Property

The property officer shall:

- Receive, inventory, and store all personal property of the deceased.
- Prepare a complete inventory report, sign and submit five copies to the watch commander to be distributed as follows:
 - Warden/RPA.
 - Chief Deputy Warden.
 - Associate Warden, Business Services.
 - Accounting officer.
 - Correctional Captain.
- Secure all personal property as evidence if directed by watch commander or investigative unit.
- Make personal property available to employees authorized to examine it.
- All personal property of the deceased at the scene of the death may be released to the coroner upon request for the purpose of assisting their investigation.

Upon completion of all investigations and release of property as evidence, all personal property of the deceased will be released to the Associate Warden, Business Services, for disposition.

51070.16 Responsibility of Associate Warden Business Services

The Associate Warden, Business Services, has a variety of duties pertaining to the death of an inmate that include, but are not limited to:

- Assure that the institution has a valid service agreement with local mortuaries to provide for such services as embalming, cremation, caskets, transportation, burial, and other related services in connection with the disposition of the deceased inmate.
- Assure that a process has been established for disposition of personal property, funds, and any other resources held in trust for the deceased.
- Provide burial clothing and make special arrangement for the use of State materials or services when necessary.

Deceased's Funds

When an institution holds U.S. Savings Bonds or other securities belonging to a deceased inmate and the institution is entitled to recover costs incurred in connection with the death of an inmate (PC 5061), bonds or securities not exceeding the actual expenses and charges should be liquidated through the office of the public administrator of the county. Excess monies over actual expenses shall be credited to the deceased inmate's trust account.

51070.17 Unclaimed Dead Body

After all reasonable efforts have been exhausted to locate a claimant for the deceased and there is no one to direct disposition, the remains shall be considered an unclaimed dead body. If the body is not claimed for burial, it shall be cremated or buried by a licensed mortuary/undertaker in accordance with a previously approved service contract. In the absence of any known relative, or if not claimed by relatives, the Warden may use his/her judgment in offering the body to friends of the deceased or interested private agencies for interment at private expense or with the deceased inmate's own funds. The coroner or Department may dispose of the unclaimed body pursuant to applicable laws.

51070.18 Death Occurring Other than in an Institution

The death of an inmate may occur in places other than an institution. This may include, but is not limited to:

- Reentry facilities.
- While under Parole supervision.
- Camps.
- In-transit between CDCR facilities.
- Off reservation work crews.
- Community hospital.

51070.18.1 Parole

Upon the death of a parolee, the Parole Agent of record shall:

- Obtain a certified copy of the death certificate from the coroner or county clerk.
- Prepare a closing summary, CDCR Form 1502, Activity Report.
- Forward the closing summary and the death certificate to the regional records officer and the Division of Correctional Health Care Services.

In the event the death occurred in another state and the death certificate is not available, the Parole Agent shall obtain:

- A letter from a Parole Agent or law enforcement officer from the other jurisdiction verifying that the death certificate or autopsy report has been reviewed. This will serve as verification of death.

51070.18.2 Reentry Facility

In the event of the death of an inmate at a reentry facility the administrator will follow the guidelines set forth in DOM 83080.7.

51070.18.3 Camps and in Transit

If a death occurs in a camp, while fighting fires, or while in transit between institutions, the Department's officer in charge will take the following actions:

- Proper custodial support will be summoned as appropriate to the situation.
- The nearest available doctor will be called to pronounce death.
- The local coroner must be notified and their instructions followed.
- The Warden of the parent institution shall be notified by telephone or email and further instructions requested.
- Pending receipt of instructions, the body shall be turned over to a licensed mortuary/undertaker in the community where the death occurred.
- Notification of appropriate authorities as outlined in DOM 51070.9 shall be directed by the Warden or designee.
- A complete final report containing circumstances, investigations, arrangements, etc., will be submitted to the Warden of the parent institution without delay.

51070.19 Revisions

The Director, DAI, or designee shall ensure that the content of this Article is accurate and current.

51070.20 References

CCR, § 3357. PC §§ 3058.8, 5021, 5022 5061 and 11155(b). H&SC §§ 7200, 10203, and 10250. GC §§ 12525 and 27491.

ARTICLE 8 — INMATE CIVIL RIGHTS

Revised September 14, 2010

51080.1 Policy

Inmates under the custody of the Department shall not be granted any rights or privileges that are not required by the United States Constitution or by the laws of California. A person sentenced to imprisonment in a state prison may, during that period of confinement, be deprived of such rights, and only such rights, as are reasonably related to legitimate penological interests.

51080.2 Purpose

The policy, procedural, and operational instructions of the Department and its institutions shall be promulgated to meet the requirements of Penal Code (PC) 2600 and 2601.

51080.3 Inmate's Right to Refuse Treatment

Health care treatments, including medications and tests, shall not be forced over the objections of a mentally competent inmate, except when permitted by law to prevent infectious diseases or unless the procedures set forth in DOM 91090 (Involuntary Psychotropic Medications) are followed. When an inmate is unable to make an informed decision due to a medical emergency, all immediately necessary actions shall be taken. An emergency exists when there is a sudden marked change in the prisoner's condition so that action is immediately necessary for the preservation of life or the prevention of serious bodily harm to the patient or others and it is impracticable to first obtain consent.

If medical care requiring informed consent is believed necessary and the inmate cannot make health care decisions in non-emergency situations, the determination on care and treatment will be based on the inmate's health care directive; a surrogate decision maker, including the patient's conservator, guardian, or responsible relative; or through the procedures set forth in Probate Code 3200 et seq. (Authorization of Medical Treatment for an Adult Without a Conservator).

51080.4 Right to Vote

The California Constitution, Article II, Section 4, prohibits imprisoned or paroled individuals, convicted of a felony, from voting. The inmate or parolee must have completed his or her term of imprisonment or parole and be discharged from prison and parole before the right to vote is restored.

51080.5 Inmate Civil Rights

PC 2601 specifies that inmates shall have the following civil rights:

Inmate Real or Personal Property

- To inherit, own, sell, or convey real or personal property, including all written and artistic material produced or created by such person during the period of imprisonment. However, to the extent authorized in PC 2600, CDCR may restrict or prohibit sales or conveyances that are made for business purposes.

Confidential Correspondence

- To correspond, confidentially, with any member of the State Bar of California or holder of public office, provided that the prison authorities may open and inspect incoming mail, in the presence of the addressee, to search for contraband. Confidential correspondence shall be processed in accordance with CCR 3141 through 3145.

Inmate Mail

- To purchase, receive, and read any and all newspapers, periodicals, and books accepted for distribution by the USPS. Disapproved mail shall be handled in accordance with CCR 3136. Pursuant to this section, prison authorities may exclude any of the following matter:
 - Obscene publications or writings, and mail containing information concerning where, how, and from whom this matter may be obtained.
 - Any manner of contraband as described in CCR 3006.
 - Any matter concerning gambling or a lottery.

Nothing in this section shall be construed as limiting the right of prison authorities to open and inspect any and all packages received by an inmate.

Inmates may possess a reasonable number of publications, including books, magazines, and newspapers, as directed by the Authorized Personal Property Schedule in DOM 54030.17. Publications addressed to inmates shall be processed in accordance with CCR 3134.1.

Other Rights

- To initiate civil actions, subject to a \$3 filing fee to be collected by CDCR in accordance with the procedures set forth in DOM 14010.19.1.
- To marry, subject to the procedures provided under DOM 101070.
- To create a power of appointment.
- To make a will.
- To receive all benefits provided for in Labor Code 3370 and 3371 (Worker's Compensation Benefits for Inmates) and in PC 5069 (Rehabilitative Programs for Injured Inmates).

51080.6 Restoration of Civil Rights

Application for restoration of the above-stated civil rights is not required. However, full civil rights may also be restored upon application and grant of a pardon by the Governor, pursuant to PC 4800 et seq. (Reprieves, Pardons, and Commutations), and 4853 (Restoration of Rights).

51080.7 Revisions

The General Counsel, Office of Legal Affairs, or designee shall be responsible for ensuring that the contents of this Article are kept current and accurate.

51080.8 References

Penal Code §§ 2600, 2601, 4800 et seq., 4853, and 5069.

Probate Code §§ 3200 et seq.

Labor Code §§ 3370 and 3371.

California Constitution, Article I, § 28(a)(5).

California Constitution, Article II, § 4.

CCR (15) (3) §§ 3006, 3134.1, 3136, 3141 - 3145, and 3351.

DOM §§ 14010.19.1, 54030.17, 90109, 101070.

ARTICLE 9 — DISPLAY OF THE UNITED STATES AND STATE FLAGS

Effective October 25, 1999

51090.1 Policy

It is the policy of the Department to display the U.S. flag and the flag of the State of California at all CDCR public buildings, including institutions, camps, and other CDCR facilities under the jurisdiction of the State.

51090.2 Purpose

The purpose of this Section is to establish standard procedures throughout CDCR for displaying the U.S. and State flags and provide procedures and criteria for the raising and lowering of the flag.

51090.3 Definitions**All-Weather Flag**

A specially treated flag capable of being flown in all kinds of weather or conditions with little or no worry of the flag being torn, damaged, or soiled.

Base Flag

The largest official flag. The Base flag is only flown in fair weather from sunrise to sunset. However, on special patriotic occasions, the Base flag may be displayed all night if proper lighting is available.

Custom

An act or ceremony, stemming from tradition, which is enforceable as an unwritten law.

Flagstaff

A pole on which a flag is raised.

Half-Staff

The position of the flag when it is one-half the distance between the top and bottom of the staff. A flag is flown half-staff as a symbol of mourning for the dead or as a signal of distress.

Memorial Day

A U.S. Holiday officially celebrated on the last Monday in May in honor of members of the U.S. Armed Forces killed in war.

National Flag

The U.S. flag.

Prisoner of War (POW)/Missing in Action (MIA) Flag

The National League of Families Prisoner of War (POW)/Missing in Action (MIA) flag is a black and white banner, which symbolizes those members of the U.S. Armed Forces listed as POW or MIA. The flag is officially recognized by Congress.

State Flag

The flag of the State of California.

Sunrise

The event or time of the daily first appearance of the sun above the eastern horizon.

Sunset

The event or time of the daily disappearance of the sun below the western horizon.

51090.4 Flag Protocol

Employees and visitors to a CDC institution, facility, camp, or State building displaying the U.S. Flag shall not show any disrespect to the flag. Failure to do so shall render the visitor subject to exclusion from the facility. Wardens and RPAs may prohibit displays or representations of the flag on a CDC facility that would belittle the mission or detract from good order, discipline, or morale of CDC staff and visitors.

51090.5 Criteria

The U.S. flag that is flown on State Buildings should be either:

- A Base flag.
- An All-Purpose flag. (Sometimes referred to as the All-Weather flag.)

The U.S. Base flag (measuring approximately 17 feet long by 8 feet wide) is displayed in fair weather from sunrise to sunset. However, on special patriotic occasions, the flag may be displayed all night if proper lighting is available.

The U.S. All-Purpose flag (measuring approximately 9 feet six inches long by 5 feet wide) replaces the Base flag during inclement weather. It is made of lightweight nylon bunting material.

51090.6 Responsibilities

Each Warden and RPA shall be responsible for developing a procedure for the raising and lowering of the flag at their facility/region.

Each Warden and RPA shall provide for the acquisition of the flags and their installation, display, and maintenance, except for the acquisition of the POW/MIA flag, which shall be provided by CDC Headquarters.

51090.7 Honor or Tributes

The U.S. Flag shall not be:

- Dipped to any person or thing. (State flags are dipped as a mark of honor.)
- Displayed with the union down except as a signal of dire distress in instances of extreme danger to life or property.
- Permitted to touch anything beneath it, such as the ground, the floor, merchandise, and so forth.
- Festooned, but allowed to fall and hang free.
- Used as a drapery of any sort.
- Used as a covering for a ceiling.
- Used as a receptacle for receiving, holding, carrying, or delivering anything.
- Used as the covering for a statue or monument. (However, it may form a distinctive feature of the ceremony of unveiling a statue or monument.)
- Used for advertising purposes in any manner whatsoever.
- Draped over the hood, top, sides, or back of a vehicle, railroad train, or a boat. When the flag is displayed on a motorcar, the staff shall be fixed firmly to the chassis or clamped to the right fender.
- Fastened, displayed, used, or stored in a manner that permits it to be easily torn, soiled, or damaged in any way.
- Worn or used as an article of clothing.
- Marked on, or have placed on it or attached to it, any mark, insignia, letter, word, figure, design, picture, or drawing of any kind.

51090.8 Displaying the Flag

4 USC 6(a), permits the display of the flag for 24 hours a day to produce a patriotic effect if properly illuminated during the hours of darkness.

The CDC will follow the custom of flying the flag from sunrise to sunset where personnel reside or are on duty at the time necessary to raise and lower the flag.

The flag may be displayed 24 hours a day if properly illuminated during the hours of darkness, thus permitting night display of the flag on special occasions when it is desired to produce a patriotic effect. Otherwise, the flying of the flag shall be from sunrise to sunset on buildings and on stationary flagstaves in the open.

The flag should be displayed daily, weather permitting, on or near the main administration building of every public institution, except when an All-Weather Flag is displayed.

The flag shall be flown especially on:

- National holidays.
 - On Memorial Day, the U.S. Flag shall be flown at half-staff from sunrise to 1200 hours.
- State Holidays.
- Any other days proclaimed by the President of the U.S.

51090.9 Displaying the Flag During Inclement Weather

The flag shall not be flown in inclement weather unless an All-Weather Flag is displayed.

The Watch Commander, the Unit Supervisor at parole offices, and the senior ranking custody person on duty at the Community Correctional Facilities shall determine the weather conditions for the displaying of the flag if the flag is not an All-Weather Flag. The possibility of damage by rain or wind shall be the criteria for lowering the flag during inclement weather.

51090.10 Displaying the U.S. and State Flags Together

Where the U.S. and State Flags are used, they shall be of the same size. If only one flagstaff is used, the U.S. flag shall be above the State flag and the State flag shall be hung in such a manner as not to interfere with any part of the U.S. Flag. At all times, the U.S. flag, when displayed outdoors with other flags, shall be placed in the position of first honor which is normally the extreme left position as the flags are most frequently viewed.

51090.11 Displaying the POW/MIA Flag on Specified Holidays

The Governor of the State of California annually proclaims the third Friday of September to be known as POW/MIA Recognition Day. The Legislature requests all State agencies that fly the U.S. and State flags to also fly the POW/MIA flag, to the extent it is structurally feasible on the following holidays: Armed Forces Day, the third Saturday in May; Memorial Day, the last Monday in May; Flag Day, June 14; Independence Day, July 4; National POW/MIA Recognition Day, the third Friday in September; and Veterans Day, November 11. If June 14, July 4, or November 11 fall upon a Saturday, the flag shall be flown on the Friday preceding. If any of the aforementioned dates fall on a Sunday, the flag shall be flown on the following Monday.

The POW/MIA flag shall be flown in ascending position of honor, beneath or to the right of the U.S. flag and the State flag.

51090.12 Displaying the U.S. Flag at Half-Staff

The U.S. flag is only flown at half-staff for the following reasons:

- As a symbol of honor or respect over the passing away of someone.
- As a distress signal.

51090.13 Authority Authorizing the U.S. Flag to be Flown at Half-Staff

The President of the U.S. is the only person authorized to order flying the U.S. flag at half-staff.

51090.14 Procedures for Displaying the U.S. Flag at Half-Staff

When flown at half-staff, the U.S. flag shall be first hoisted to the peak of the staff for an instant then lowered to half-staff position.

At the end of the day, sunset, the flag shall be raised to the peak of the staff for an instant, before it is lowered for the day. The flag should be hoisted briskly and lowered ceremoniously.

When the length of the staff creates a problem, flags are considered to be at half-staff when displayed at a height reasonably below the peak of the staff.

51090.15 Displaying the State Flag at Half-Staff

The State flag is only flown at half-staff for the following reasons:

- As a symbol of honor or respect over the passing away of someone.
- As a distress signal.

Governor's Executive Order R29-71 stipulates that the flag at the State Capitol shall be lowered to half-staff for peace officers killed in the line of duty. By practice, this is from the time of notification until after the peace officer's funeral.

The CDC headquarters and each facility shall display the flag at half-staff for the same time period.

For non-peace officer employees killed in the line of duty, flags at the facilities and headquarters shall be flown at half-staff from the time of notification until after the funeral.

For employees and retired employees whose deaths are not in the line of duty, the Warden or RPA shall determine if it is appropriate to have the facility/region flag flown at half-staff on the day of the funeral.

The flag shall be flown at half-staff only for employees and retirees or at the Governor's order.

51090.16 Authority Authorizing the State Flag to be Flown at Half-Staff

The Governor of the State of California is the only person authorized to order flying the State flag at half-staff.

51090.17 Procedures for Displaying the State Flag at Half-Staff

When flown at half-staff, the State flag shall be first hoisted to the peak of the staff for an instant, then lowered to half-staff position.

At the end of the day, sunset, the flag shall be raised to the peak of the staff for an instant, before it is lowered for the day. The flag should be hoisted briskly and lowered ceremoniously.

When the length of the staff creates a problem, flags are considered to be at half-staff when displayed at the height reasonably below the peak of the staff.

51090.18 Procedures for Displaying the U.S. and State Flag at Half-Staff on the Same Flagstaff

When flown at half-staff, the U.S. flag shall be first hoisted to the peak of the staff for an instant then lowered to half-staff position.

The State flag shall then be hoisted to a position directly below the U.S. flag yet far enough away so as not to interfere with the U.S. flag.

At the end of the day, sunset, the State flag shall be lowered first. The State flag should not be raised to the peak of the staff before it is lowered for the day. The State flag should be cased (folded) and secured before lowering the U.S. flag. Once the State flag is secured, the U.S. flag should be first hoisted to the peak of the staff for an instant, before it is lowered for the day. The flag should be hoisted briskly and lowered ceremoniously.

51090.19 Procedures for Displaying the U.S. and State Flag at Half-Staff on Separate Flagstaffs

When flown at half-staff, the U.S. and State flags shall be first hoisted to the peak of the staff for an instant, then lowered to half-staff position. This shall be done simultaneously, manpower permitting. When manpower does not permit the raising of the U.S. and State flags

together, departmental procedure dictates that the U.S. flag is raised first, followed by the State flag.

At the end of the day, sunset, the State flag shall be lowered first. The State flag shall be first hoisted to the peak of the staff for an instant before it is lowered for the day. The State flag should be cased (folded) and secured before lowering the U.S. flag. Once the State flag is secured, the U.S. flag shall be first hoisted to the peak of the staff for an instant, before it is lowered for the day. The flags should be hoisted briskly and lowered ceremoniously.

51090.20 Storing the Flag When Not Being Displayed

The flag should never be fastened, displayed, used, or stored in such a manner as to permit it to be easily torn, soiled, or damaged in any way.

51090.21 Desecration of Flags

Pursuant to M&V 614, a person is guilty of a misdemeanor who:

In any manner for exhibition or display, places, or causes to appear any work, figure, mark, picture, design, drawing, or any advertisement of any nature upon any flag of the U.S. or of this State.

Exposes to public view any such flag upon which is printed, painted, or placed or to which is attached, appended, affixed, or annexed any work, figure, mark picture, design, drawing, or any advertisement of any nature.

Knowingly casts contempt upon any flag of the U.S. or of this State by publicly mutilating, defacing, defiling, burning, or trampling upon it.

51090.22 Wearing the Flag as a Costume or Athletic Uniform

No part of the flag should ever be used as a costume or athletic uniform. However, a flag patch may be affixed to the uniform of military personnel, firemen, policeman, and members of patriotic organizations.

51090.23 Disposing of the Flag

When the flag is in such condition that it is no longer a fitting emblem for display, it should be destroyed in a dignified way, preferably by burning.

51090.24 Exemption From Raising and Lowering the Flag

For those CDC units/offices which are located within a building e.g., State office building, where someone else is responsible for raising and lowering the flag, the CDC units/offices are exempt from these procedures unless one of them has been designated to raise and lower the flag.

51090.25 Revisions

The Director, DAI, and the Director, DAPO, or their designees are responsible for ensuring that the contents of this Section are kept current and accurate.

51090.26 References

Governor's Executive Order R29-71.

4 USC 6, 7, 8, 9, and 10.

36 USC 902.

M&VC § 614 and 1831.

Exhibit A



Flag Before Folding



Step 1

Fold lengthwise. Bring the striped half up over the blue field.



Step 2

Fold lengthwise again, bringing bottom edge up to meet the top edge. This will place the upper part of the blue field (union) on top.



Step 3

Fold lower right-hand corner to the upper edge to form a triangle.



Step 4

Now fold the triangle toward the blue field. The outer point is turned inward on the upper edge of the Flag to form the second triangle.



Step 5


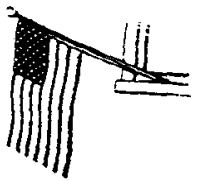



Continue to fold the Flag in triangles until the entire length of the Flag is folded.









Note

If you have followed the above steps correctly, only the blue field should be visible. No red shows. The Flag will be in the triangular shape of a cocked hat symbolizing the hats worn by the soldiers of the Revolutionary War.

Exhibit B

CONDITION	WAY TO DISPLAY
FROM STATIONARY FLAGSTAFF	
FROM A STAFF PROJECTING FROM A BUILDING	
HANGING ACROSS A STREET	
IN THE AUDITORIUM	
HORIZONTALLY OR VERTICALLY ON A WALL OR WINDOW	

CONDITION	WAY TO DISPLAY
POSITION ON SPEAKER'S PLATFORM	
CROSSED-STAFFS	
DISPLAY WITH THE FLAGS OF OTHER NATIONS	
AMERICAN FLAG IN A GROUP OF FLAGS (NOT OF OTHER NATIONS)	
CARRYING FLAGS AT CEREMONIES	
DRAPED OVER A CASKET	

ARTICLE 10 – UNASSIGNED

ARTICLE 11 - ADMINISTRATIVE OFFICER-OF-THE-DAY

Revised February 2007

51110.1 Policy

The Warden or Regional Parole Administrator (RPA) shall be responsible for the implementation of the Administrative Officer-of-the-Day (AOD) procedure. An AOD shall be assigned at institutions and parole regions during non-business hours. The AOD shall maintain the authority and responsibility for making administrative decisions and disseminating information regarding serious incidents in the absence of the Warden or RPA.

51110.2 Purpose

To standardize the AODs functions, authority, duties, and responsibilities where appropriate.

51110.3 Responsibility

The AOD shall be an administrative staff member, possessing managerial experience and authority to make decisions in the absence of the Warden or RPA. The AOD shall be responsible for ensuring administrative requirements are met and appropriate notifications are made relative to operational issues during other than normal duty hours.

Those staff designated as AOD shall not hold a classification level less than CC-III or PA-III.

The below listed classifications will be assigned the functions of the Institutional AOD:

- Correctional Administrator.
- Prison Industries Authority Administrator.
- Prison Industries Authority Manager.
- Facility Captain.
- Correctional Captain.
- Correctional Counselor III.
- Correctional Business Manager I & II.
- Correctional Plant Manager I & II.

The below listed classifications will be assigned the functions of the AOD for the parole region:

- Parole Agent III.
- District Administrator.
- Assistant Regional Parole Administrator.

51110.4 Administrative-Officer-of-the-Day Duty Schedule

Wardens or RPAs are normally exempt from AOD duty; however, they may serve as AOD if needed. Wardens shall publish the AOD assignment schedule in advance, every six (6) months. RPAs shall publish the AOD assignment schedule in advance, every three (3) months. The AOD schedule shall specify the name and period of time that each AOD shall be assigned the duties.

The Chief Deputy Warden shall not be required to be assigned to the AOD rotation schedule, but may elect to participate in the AOD rotation schedule.

The Deputy Regional Parole Administrator shall not be required to be assigned to the AOD rotation schedule, but may elect to participate in the AOD rotation schedule.

- Any anticipated change in the AOD assignment schedule shall be approved in advance by the Warden or RPA or their designee.
- AOD personnel may be permitted to "trade" assignments. The "trade" arrangement between AODs shall be submitted in memorandum form to the Warden or RPA not less than 24 hours prior to assigned tour of duty.
- The AOD period of duty shall commence at 5:00 PM Friday and shall conclude at 5:00 PM the following Friday. Should a holiday fall on a Thursday and/or Friday, the AOD duties shall commence at 5:00 PM on the last business day preceding the holiday period.
- Each designated AOD shall familiarize themselves with the duties and responsibilities unique and particular to their own institution/region instruction packet.

51110.5 Training

Wardens or RPAs shall assure all new AODs are provided with the proper training and job orientation, including, but not limited to, the following:

- AODs are not required to be peace officers. However, they shall be required to attend Penal Code (PC) 832 training as an orientation in the responsibilities and expectations of institution/parole region peace officer staff. The PC 832 training shall in no way be intended to train non-peace officer AODs to perform peace officer duties.
- Prior to participation in the 832 PC firearms range training, the current employer shall determine that the non-peace officer AOD is not disqualified from possessing or use of a firearm pursuant to PC 12021 and 12021.1. This shall be accomplished through the submission of fingerprints to the Background Investigation Unit for criminal record checks with the State Department of Justice and the Federal Bureau of Investigations.

In addition to the above training the AOD should be knowledgeable of the following procedures relative to their duties as the AOD:

- Institution/region procedures.
- Disturbance Control Plan.
- Crime/Incident Reports (institutions).
- Field Incident Reports (parole region).
- Firearms.
- Chemical agents.
- Escape pursuit plan.
- Employee relations/grievances/discipline.
- Information Practice Act.
- Transfer of inmates/parolees and emergency parolee outpatient care therapist contacts.
- Any other procedures unique to their institution/parole region.

51110.6 Instructional Packet

Twice annually, Wardens or RPAs shall meet with all staff designated as AODs to discuss and explain expectations and duty requirements.

An AOD instructional packet shall be developed for each institution and parole region. The packet shall include specific examples of:

- Situations and how they are handled.
- Departmental/institution/parole region changes.
- Current inmate/parolee functions.
- Activities involving guests and outside agencies.

The packet shall provide a list of home telephone numbers of the following:

- Administrative staff.
- Appropriate outside agencies.
- Medical facilities.
- Police/sheriff departments.
- Institutional AODs.
- Departmental AODs.
- Unit Supervisors.
- Assistant Unit Supervisors.
- District Administrators.
- Parole Agents.

51110.7 AOD Equipment

The AOD shall be provided with a cellular telephone for the duration of their assignment, and a State vehicle shall be made available upon the request by the institutional AOD. In circumstances when cellular telephone services are not available, the institutional AOD shall be provided an electronic paging device during their AOD assignment.

An electronic communication device (pager unit) shall be provided to all parole AODs to facilitate communications.

51110.8 AOD Duties/Responsibility

The institutional and parole AOD shall become familiar with any special circumstances or existing situations occurring at the institution or parole region prior to assuming the AOD duties.

Staff serving as the institutional AOD shall have a face to face briefing either between the off-going and on-coming AOD or the on-coming AOD and the Warden/Deputy Warden shall occur to exchange pertinent information and equipment.

Staff serving as the institutional AOD will not be required to visit the institution on the weekends and holidays unless special events, operational needs, or emergencies require the AOD to respond. The institutional AODs will remain on-call during these periods.

The requirement to visit the institution for special events/operational needs is at the discretion of the Warden or other appropriate command authority. Such events might include, but are not limited to:

- Periodic review of visiting.
- Institution construction activity.
- Activation of the Emergency Operations Plan or other institutional emergencies.
- Calculated uses of force such as a cell extraction.
- Release or intake of a high notoriety case inmate.
- Visitation of outside groups to the institution, etc.

The institutional AOD shall attend the weekly executive staff meeting and present a summary of the events that occurred during their tour of duty.

In all circumstances or incidents of a serious nature where the institutional AOD is contacted regarding an institution incident, he/she shall communicate the incident, action taken, and current status of the situation to the Warden.

On the first working day following the incident the institutional AOD shall gather all CDCR 837, Crime/Incident Reports, or notice of unusual occurrences that are completed by the watch commander. As required by local procedures, a written report shall be prepared for the Warden.

In all circumstances or incidents of a serious nature where the parole AOD is contacted regarding a region incident, he/she shall communicate the incident, action taken, and current status of the situation to the RPA, or their designee, on the first working day following the incident. A written report shall be prepared and submitted within twenty-four (24) hours of the incident regarding AOD contacts.

On the first working day following the incident, the Unit Supervisor of the responsible parole unit shall gather all of the CDCR 1662, Field Incident Reports, or notices of unusual occurrences that are completed by parole staff. As required by local procedures, a written report shall be prepared for the RPA.

51110.9 Administrative Officer-of-the-Day/Watch Commander/Unit Supervisor Relationship

The AOD shall not be involved with the daily supervision of institution/parole region operations during normal business hours. This shall be the responsibility of the watch commander or the parole unit supervisor.

During other than normal business hours, on weekends and holidays, the institutional AOD shall be contacted by the watch commander when any unusual incident/situation occurs. The institutional AOD shall determine from the information provided by the watch commander the amount of staff/resources the watch commander may need to establish and maintain control of the situation. The institution AOD shall serve to coordinate a resolution of the situation with the watch commander.

The parole region AOD shall be contacted when any unusual incident/situation occurs and when the Unit Supervisor is not available. From the information provided, the parole region AOD shall determine the necessary staff/resources, outside agencies, and other resources required to establish and maintain control of the situation.

Should a difference of opinion exist in the course of action to be taken, the institutional AODs decision shall prevail. The watch commander shall report their dissenting opinion in writing to the Warden on the next working day.

The relationship of the watch commander and the institutional AOD shall be one of a supportive team effort, resulting in the best judgment of all combined to effectively handle any incident/situation.

51110.10 Administrative Officer-of-the-Day Contact Responsibilities

The watch commander shall contact the institutional AOD on questions of policy, visits of politicians, media request, court orders requesting release of inmates, and all matters of unusual occurrences. Accurate information, details, and recommendations shall be provided by the watch commander to enable the AOD to make sound decisions and complete necessary reports.

Administrative Officer-of-the Day Contacts: Serious Injury or Death

The institutional AOD shall be contacted in all incidents involving, but not limited to:

- Death.
- Serious injury of staff or inmates.
- Escapes.
- Calculated Use of Force incidents.
- Serious disturbances.
- Felony assaults.
- Loss of keys to security areas.
- Other items outlined in each institution instructional packet.

When the watch commander is unable to contact the institutional AOD, notification of an incident shall be communicated to the Warden or their designee.

It is the responsibility of each AOD to keep the watch commander/parole re-entry standby agent informed of their whereabouts during their tour of duty.

51110.11 Written Reports

Incidents justifying an AOD contact shall be documented in writing by the watch commander/re-entry stand-by agent on an AOD contact report or an unusual occurrence report. The watch commander/parole re-entry standby agents shall obtain available information and prepare a factual report concerning the incident. All written reports by the watch commander/parole re-entry standby agent shall be completed prior to the conclusion of their watch/tour of duty.

Incidents/events occurring during non-business hours and deemed serious in nature, which are of public or departmental interest, shall be reported to the departmental Duty Officer by the institutional AOD. Following a departmental Duty Officer contact, the AOD shall prepare a written report concerning the contact to the Warden, prior to the start of the business hours of the next working day.

51110.12 CDCR Form 837 Crime/Incident Reports

The CDCR Form 837, Crime/Incident Report, is the institutions initial written report to central office that an incident of departmental interest has occurred. It is essential that all information available at the time of the incident be entered into this report and should be completed in accordance with the DOM, Section 51030.

51110.13 CDCR Form 1662, Parole Incident Report

The CDCR Form 1662, Parole Incident Report, is the parole regions initial report to the Division of Adult Parole Operations that an incident of departmental interest has occurred. It is essential that all information available at the time of the incident be entered into this report and should be completed in accordance with the DOM Sections 81030, 81040, and 81050.

51110.14 Revisions

The Director, Division of Adult Institutions, and the Director, Division of Adult Parole Operations, or their designee shall be responsible for ensuring the contents of this Article are current and accurate.

51110.15 References

CCR §§ 3276, 3291, 3335-3337, 3357, 3380-3384, 3384, 3450-3452
DOM, Sections 51030, 81030, 81040, 81050
PC §§ 830, 832.2 (f), 830.5 (a) and (b)
ACA Standards 4-4206, 4-4208, 4-4210

ARTICLE 12 — INMATE PAY

Revised June 12, 2006

51120.1 Policy

Inmates engaged in productive work may receive compensation as determined by the Secretary of the Department of Corrections and Rehabilitation (CDCR) with the approval of the Director, Department of Finance, as specified in Penal Code (PC) Section 2700.

The statutory limitation on inmate pay, pursuant to PC 2700, shall be no higher than one-half the minimum wage stipulated in Section 1182 of the Labor Code (LC). Under such authority, "pay schedules" shall be set by institutions/facilities.

51120.2 Purpose

This procedure establishes guidelines for uniform interpretation, application, and administration of inmate pay plans.

51120.3 Source of Inmate Pay

Inmates assigned to approved pay positions under an inmate pay plan will be paid from the fund or allotment of the institution's/facility's support budget or inmate welfare funds.

51120.4 CDCR Inmate Pay Committee

The CDCR inmate pay committee shall be comprised of no fewer than the following persons:

- One Prison Industry Manager.
- Director, Division of Adult Institutions, or designee.
- Director, Division of Support Services, or designee.
- One Associate Warden, Business Services.
- One representative of Classification Services Unit.

- Director, Division of Adult Parole Operations (DAPO), or designee.
- One representative of the Trust Office.

The Secretary shall designate one of these members to chair the committee. The committee membership shall be reviewed annually, and changes will be made on a staggered basis.

This committee shall:

- Keep the Secretary advised regarding the inmate pay program.
- Report to the Secretary, at least annually, on the need for policy changes affecting the program.
- Have responsibility and authority to monitor and evaluate the inmate pay programs of the individual institutions/facilities.
- Develop and implement the allocation of pay positions to the best advantage of CDCR and the inmate population.

Institutions/facilities shall furnish any reports and information requested by the CDCR inmate pay committee to assist the committee in program assessment.

51120.5 Institution/Facility Inmate Pay Committee

Wardens and the Director, DAPO, shall:

- Establish an inmate pay committee to administer the inmate pay plan within their allotted budget.
- Designate the inmate pay committee chairperson.

The institution/facility inmate pay committee shall be comprised of the following staff members:

- Designated Associate Wardens.
- Business Manager.
- Inmate Assignment Lieutenant (where applicable).
- Supervisor of Correctional Education Programs (where applicable).
- Budget Analyst.
- Representative of the Trust Office.

The inmate pay committee shall:

- Establish and review the inmate pay plan.
- Ensure that inmate pay assignments are properly classified.
- Review the appropriateness of all recommendations for inmate pay increases or reductions.
- Keep the Warden informed as to the operation of the inmate pay plan.

51120.5.1 Hiring Criteria

Supervisors, via the classification committee (at institutions), shall fill vacant job/training assignments based on the following factors:

- Skill. Demonstrating expertise of technical skills and knowledge.
- Behavior. Relationship with Others. Demonstrates ability to deal with authority figures, job supervisors, and other inmates.
- Attitude. Adaptability. Demonstrating willingness to learn, take directions, and orders.
- Work Habits. Punctuality, dependability, care of equipment, and safety practices.
- Formal Education/Training. Preparation for work and the ability to read, write, and speak effectively.

Assignments shall be ethnically balanced based on the eligible inmate population within the institution/facility when the mission(s) and/or physical plant design of the institution/facility permits.

Institutions/facilities shall establish an application/resume process for selection of skilled workers.

51120.5.2 Pay Scale

The assignment pay rate shall be based upon the technical skill and productivity required for the assignment. Inmate pay increases shall be based on the inmate’s overall performance that shall be documented on CDC Form 101, Work Supervisor Report.

51120.6 Pay Schedule

The following are approved pay rates, which shall be used for institutions/facilities:

Support and Inmate Welfare Funds (IWFs)

Skill Levels and Pay Rates*

Minimum	–	Minimum-
Maximum		Maximum
Hourly		Monthly

Level I DOT 9

Lead person **\$0.32 - \$0.37** **\$48 - \$56**

Level 2 DOT 7-8

Special Skill **\$0.19 - \$0.32** **\$29 - \$48**

Level 3 DOT 5-6

Technician **\$0.15 - \$0.24** **\$23 - \$36**

Level 4 DOT 3-4

Semi-Skill **\$0.11 - \$0.18** **\$17 - \$27**

Level 5 DOT 1-2

Laborer **\$0.08 - \$0.13** **\$12 - \$20**

*Except as designated below.

Monthly rates shall apply to full time employment in job classifications paid from the support budget or Inmate Welfare Funds.

In extraordinary circumstances, the Inmate Pay Committee may designate a wage comparable to the Prison Industry Authority (PIA) inmate pay program for such inmate pay assignments as, but not limited to:

- Plant Operations (nonclerical assignments only).
- Food service cooks.
- Special projects or assignments that require a high degree of skill or expertise.

Requests to pay inmates at the higher rate shall be directed to the Director, Division of Adult Institutions, or the Director, DAPO, for approval.

Refer to Department Operations Manual (DOM) 51130 for information regarding inmate pay in conservation camps.

Refer to DOM 51121 for information regarding inmate pay in PIA. Refer to Title 15, Sections 3484 and 3485, and DOM 53140.9 for information regarding inmate pay in the Joint Venture program.

51120.7 Pay and Nonpay Assignments

The Inmate Committee may designate the following inmate assignments as pay assignments (the following listing may not be representative of all current DOT job titles):

- Leadpersons (DOT Skill Level 9), under direction of the staff supervisor shall:
 - Provide much of the OJT of newly assigned inmates.
 - Assist in communicating to inmates at lower skill levels.
 - There shall be only one lead position per area, per classification, per shift.

Appointment to the assignment of leadperson requires the approval of the supervisor and the Inmate Pay Committee.

Leadpersons shall not function as assistant foreman/supervisor or be assigned control over another inmate.

- Special Skills (DOT Skill Level 7-8):
 - Automobile Mechanic 620.261-010.
 - Carpenter 860.281-010.
 - Dental Technician 079.361-018.
 - Electrician 842.261-011.
 - Electronics Mechanic 818.261-011.
 - Maintenance Mechanic 818.638.281-014.
 - Painter 840.381-010.
 - Pipe Fitter 862.281-022.
 - Plumber 862.381-030.
 - Printer 973.381-018.
 - Tailor Asteration 785.261-010.
 - Welder 810.382-010.
 - X-ray Technician 199.361-010.
- Technician (DOT Skill Level 5-6):
 - Baker 313.381-010.

- Barber 330.371-010.
- Boiler Operator Helper 950.382-014.
- Butcher 525.381-010.
- Cook 315.361-010.
- Firefighter 373.364-101.
- Heavy Equipment Operator 859.683-010.
- Inmate Advisory Council Chair.
- Lead Clerk 219.562-010.
- Library Assistant 249.367-046.
- Library Technical Assistant 100.367-018.
- Sewer Plant Attendant 955.585-010.
- Semi-skills (DOT Skill Level 3-4):
 - Apprentices enrolled in a bonafide apprenticeship program.
 - Automobile Mechanic Helper 620.684-014.
 - Baker Helper 313.684-010.
 - Carpenter Helper 869.664-014.
 - Clerk 209.562-010.
 - Dog Groomer 418.674-010.
 - Electrician Helper 829.684-026.
 - Finger Cobbler 788.684-046.
 - Garbage Collector 955.687-022.
 - Groundskeeper 406.684-014.
 - Inmate Advisory Council Secretary.
 - Janitor Head 381.137-010.
 - Laborer, Boot, and Shoe 788.687-026.
 - Machine Operator 619.380-018.
 - Maintenance Mechanic Helper 899.684-022.
 - Order Filler Warehouse 222.487-014.
 - Orderly 355.674-018.
 - Painter Helper 869.687-026.
 - Plumber Helper 869.644-014.
 - Porter Head 381.137-010.
 - Sales Clerk (Handicraft) 299.477-014.
 - Service Station attendant 915.467-010.
 - Taxi Driver 913.463-018.
 - Teacher Aid 249.367-074.
- Laborer (DOT Skill Level 1-2):
 - Attendant (Dry Cleaners) 369.677-010.
 - Barber Apprentice 330.371.014.
 - Car Wash Attendant 916.677-010.
 - Construction Worker 869.687-026.
 - Cook Helper 317.687-010.
 - Dish Machine Operator 617.260-010.
 - Gardener 406.684-014.
 - Janitor (Infirmary/Hospital only) 381.687-018.
 - Janitor Kitchen 381.687-018.
 - Janitor General 381.687-014.
 - Kitchen Helper 318.687-010.
 - Laborer, Landscape 408.687-014.
 - Laborer, Laundry 361.687-018.
 - Laborer, Orchard 403.687-010.
 - Laborer, Salvage 929.687-022.
 - Laborer, Stores 922.687-058.
 - Laborer, Gardener 408.161-010.
 - Porter (Infirmary/Hospital only) 381.687-014.
 - Porter Kitchen 318.687-010.
 - Porter General 381.687-014.
 - Server 311.477-026.
 - Shoe Shiner 366.677-010.

- Welders Helper 869.687-026.

The institution head may establish other assignments as needed that may not be delineated above.

Nonpay Assignments

The Inmate Pay Committee shall designate the following inmate assignments as nonpay assignments:

- Inmate Advisory Council Members.
- Vocational Student Assignments (unless the inmate is enrolled in a bonafide apprenticeship program).
- Academic Student Assignments.
- As deemed by the inmate pay committee.
- Substance Abuse or Therapeutic Assignments.

51120.8 Inmate Pay Increases/Reductions

Inmate pay increases shall not be automatic or based on the inmate's longevity in an assignment. Inmate pay increases or reductions shall be based on the work/training supervisor's recommendation and the inmate's work/training performance reports, subject to review and approval of the inmate assignment authority.

Inmates may only receive a pay increase on a quarterly basis until their maximum pay rate for that assignment is obtained.

When the inmate is given a new assignment that requires a higher skill level than that of the inmate's previous assignment, the inmate shall not initially be paid less than the amount the inmate received for the previous assignment unless the new assignment is designated as a nonpay assignment.

51120.9 Movement between Pay Positions Assignments

Changes from one pay rate to a higher pay rate shall be based upon the:

- Recommendation of the supervisor and the approval of the Inmate Pay Committee and the Inmate Assignment Lieutenant.
- Work history as reflected in performance reports.

Inmates approved for advancement to a higher skill classification shall enter the new classification pay grade equal to or greater than their present pay grade in the lower skill.

Inmate performance ratings and total hours in job categories shall be available for review when changes in job classifications are being considered.

An inmate's pay rate shall not be reduced nor shall the inmate be removed from pay status except for causes reflected in reports for inclusion in the inmate's C-File. When the cause is for misbehavior including willful refusal or failure to work as directed, the matter will be reported as a disciplinary offense on a CDC Form 115, Rules Violation Report. A finding of guilty to the charge may be accepted as authority to reduce the inmate's pay rate or remove the inmate from pay status, without regard for any other penalty imposed at the disciplinary hearing. Such a rate reduction or removal shall be taken within ten days of the disciplinary action.

Excluding transfers, when the cause for an inmate's reduction in pay rate or removal from pay status results from no fault of the inmate, including inability to satisfactorily perform the assigned job after a reasonable effort to do so, the non-disciplinary cause shall be reflected as such on a CDC Form I28-B, General Chrono, for inclusion in the inmate's central file.

51120.10 Performance Appraisals

Mandatory quarterly performance grading shall be submitted by the immediate supervisor on a CDC Form 101, Work Supervisor's Report, based on the following criteria:

- Demonstrated skill and knowledge.
- Observed work habits.
- Attitude toward:
 - Fellow inmates.
 - Staff.
 - Job.
- Learning ability.
 - Awareness of new procedures and methods.
 - Alertness and perseverance.
- Quality of work.
- Quantity of work.
- Care and use of tools and equipment.
- Recommendation for step increase in authorized pay.

Based on the above, the inmate may be recommended for a step increase in authorized pay, to be reviewed by the Inmate Pay committee for appropriateness.

Receiving an unsatisfactory CDC Form 101 shall be grounds for referral to an institution/facility classification committee for program change.

51120.11 Absences

Inmates shall report to their place of assignment at the time designated by the facility's/CCF's schedule of activities and as instructed by their assignment supervisor. Inmates shall not leave an assignment without permission to do so. Unauthorized absences shall result in no credit earning for the entire day. The CDCR Form 1697, Inmate Work Supervisor's Time Log, shall reflect the time period of the unauthorized absence.

Under no circumstances shall inmate pay be granted for time not worked California Code of Regulations, Title 15, Section 3041(b)(2).

51120.12 Timekeeping Documents

All timekeeping documents shall be maintained under lock and key. Inmates shall not have access to any timekeeping documents, pursuant to DOM 53130.

Timekeeping for pay purpose is documented on various time logs including, but not limited to, the following:

- CDC Form 190, Inmate Payroll.
- CDCR Form 1697, Inmate Work Supervisor's Time Log.

Work supervisors shall be responsible for:

- Keeping continuous daily records.
- Accuracy of timekeeping.
- Entering total hours worked daily.
- Completing and signing documents at the end of each month.
- Submitting payroll documents to the division head responsible for work projects.

Time Logs

If the inmate leaves the pay assignment or is reassigned during the calendar month, the work supervisor shall immediately close out the CDCR Form 1697, Inmate Work Supervisor's Time Log, and payroll log for the inmate and submit it to the division head.

Accounting Officer

Monthly, the facility/CCF accounting office, after auditing the time log, shall separate inmate payroll on a CDC Form 190-B, Inmate Pay/Work Project Claim Certification, for each fund from which inmate wages are to be paid.

Trust Office

Payroll documents shall be delivered to the trust office. Trust office staff shall post the earnings to the inmate's trust account.

51120.13 Revisions

The Chief Deputy Secretary, Adult Operations, or designee shall be responsible for ensuring that the contents of this Article are kept current and accurate.

51120.14 References

PC §§ 2700 and 2811.

LC § 1182.

DOM §§ 51121, 51130, 53130, and 53140.9.

Title 15 §§ 3041, 3484, and 3485.

United States Department of Labor DOT.

ARTICLE 13 — CALPIA INMATE HIRING REQUIREMENTS AND PAY

Revised April 2, 2013

51121.1 Policy

Penal Code (PC) Section 2801 provides for the creation and maintenance of working conditions within CALPIA's enterprises. This includes a hiring requirement exclusively utilized to govern the employment of inmates assigned to CALPIA work/training programs.

PC Section 2811 specifies that the General Manager adopt and maintain a compensation schedule for inmate workers of the California Prison Industry Authority (CALPIA). Such compensation shall be in accordance with a graduated pay schedule based on quality and quantity of work performed and skill required for its performance. The statutory limitation is one-half the minimum wage provided for by the Labor Code (LC) Section 1182.

51121.2 Purpose

The procedure establishes the process for CALPIA inmate hiring, pay reductions and dismissal from CALPIA work programs. This procedure also establishes guidelines for uniform interpretation, application, and administration of the CALPIA inmate pay plan.

51121.3 CALPIA General Work Expectations

All inmates assigned to CALPIA work programs are to adhere to general work expectations. The Prison Industries Superintendent I and II are responsible for supplemental (specific) work expectations related to industry type. CALPIA work expectations include but are not limited to:

- Follow all instructions given by the supervisor.
- Know and follow all work place rules and regulations.
- Safety is a priority. The use of personal protective equipment, as required in designated areas, is mandatory. Training is required prior to the use of any tool or operation of equipment. The supervisor must be informed immediately, if a danger is perceived or present.

51121.4 CALPIA Inmate Worker Hiring Requirements

CALPIA shall fill vacant job/training positions based on the following factors:

- Skill - Demonstrating expertise of technical skills and knowledge.
- Ethnic Balance - Parity should be maintained with the institution's yard ethnic breakdown.
- Behavior - Relationship with others. Demonstrates ability to deal with authority figures, job supervisors, and other inmates.
- Attitude/Adaptability - Demonstrating willingness to learn, take directions, and orders.
- Work Habits - Punctuality, dependability, care of equipment, and safety practices.
- Formal Education/Training. Preparation for work and the ability to read, write, and speak effectively.
- The ability to perform the essential functions of the program, with or without reasonable accommodations.

Definitions of inmate worker skill levels are as follows:

Clerical

- Special Skills:
 - Lead clerk who has the most responsible clerical position in administration, factory, farm, office, or warehouse.
- Technicians:
 - Lead clerk of a section or an operating unit of the facility whose supervisor does not have a civil service typist.
- Semi-skilled:
 - Lead clerks whose positions require less responsibility and skill than the above classifications, or who are working with clerks of higher classifications.
 - General clerical positions.

Trades

- Special Skills:
 - Set up and layout men who are responsible for guiding products through production lines or are responsible for the operation of many complex machines.
 - Mechanics and craftspersons who are responsible for difficult and technical work and have only limited or intermittent supervision. Assist in training other inmates.
- Technicians:
 - Journeyman mechanics, craftspersons, Inspector IIs, and heavy equipment operators who have only intermittent supervision.
- Semi-Skilled:
 - Apprentice mechanics, Inspector Is, medium equipment operators, and medium machine operators.
 - Lead floor persons who assist in the training of laborers.
- Laborers:
 - Janitors.
 - Trainees.

Farm Workers

- Special Skills:
 - Herdsmen and licensed pasteurizers.

- Technicians:
 - Milkers.
- Semi-Skilled:
 - Persons in farming, animal production, and animal husbandry.
- Laborers:
 - Farm/barn crew or entry level position to CALPIA.

51121.4.1 Minimum Intake Requirements

Inmates applying for a job or an apprenticeship/training position with CALPIA should have a minimum of two (2) years and a maximum of five (5) years from their Earliest Possible Release Date (EPRD), on the date of application.

Exemption: Institution Wardens and/or CALPIA Administrator/Lead Managers with transient populations where inmate availability deficiencies are statistically substantiated by virtue of individual missions must obtain a written waiver authorization from CALPIA General Manager annually. Institutions which receive this authorization will be allowed to utilize the following alternate intake requirement:

Inmates applying for a job or an apprenticeship/training position with CALPIA should have a minimum of two (2) months and a maximum of 60 months from their Earliest Possible Release Date (EPRD), on date of application.

Eligible inmates must possess a Test of Adult Basic Education (TABE) score of 9.0 prior to assignment. Additionally, assigned inmates will have to complete their GED or High School diploma within two years of initial CALPIA assignment. Failure to obtain GED equivalences or High School diploma may result in the inmate's immediate un-assignment from CALPIA.

Exemption: Institution Wardens and/or CALPIA Administrator/Lead Managers, with populations where inmate educational levels do not meet manpower needs, must obtain a written waiver authorization from CALPIA General Manager annually. Institutions which receive this authorization will be allowed to utilize the following alternate intake requirement:

- Eligible inmates should possess TABE score of 7.0 prior to assignment to a CALPIA position. Additionally, assigned inmates will have to complete their GED or High School diploma within two years of initial CALPIA assignment. Failure to obtain GED equivalences or High School diploma shall result in the inmate's immediate un-assignment from CALPIA.
- Americans with Disabilities Act of 1990 (ADA) Exemption. Institution Wardens and/or CALPIA Administrator/Lead Managers will make a good faith effort and may accommodate disabled inmates unless it can be demonstrated that such accommodation would result in an undue financial and administrative burden. Assigned inmates must be able to perform the duties of the position with or without reasonable accommodations.

The total number of inmates with Life sentences assigned to CALPIA programs at an institution shall not exceed 25 percent of the established workforce allocation per CALPIA Enterprise. This percentage will not necessarily achieve parity with the institution's yard housing these inmates or the overall institution's lifer population make up.

Exemption: Institution Wardens and/or CALPIA Administrator/Lead Managers with Life sentence populations where inmate availability deficiencies are statistically substantiated by virtue of individual missions must obtain an annual waiver authorization exempting them from the 25 percent cap from CALPIA General Manager. This authorization will allow institutions to exceed the 25 percent cap in order to provide CALPIA the necessary manpower needs.

Immigration and Customs Enforcement (ICE) Hold Inmate Workers who have not been lawfully admitted for permanent residence within the U.S. at the time of incarceration, or were not permanently residing in the U.S. as a result of the application of the provision of Section 203(a)(7) or Section 212(d)(5) of the Immigration and Nationality Act may be assigned to a CALPIA job training assignment; however, they will not be eligible to receive external accredited certificates through CALPIA. ICE Hold Inmate workers who are in the process of acquiring an external certification or have had their ICE Hold status removed through administrative proceedings will be allowed to continue and finish such external certification.

51121.4.2 Mandatory Exclusionary Requirement

Inmates serving life sentences without the possibility of parole (LWOP) **shall not** be eligible for a CALPIA assignment; unless the inmate meets the

exception found in 8004(d)(4) of Title 15, Division 8. (Institutions/facilities with a population resulting in inmate worker unavailability may utilize inmates with LWOP sentences with the approval of the Warden at the institution/facility of a case-by-case basis.)

Inmates with a history of escape **shall be** excluded from assignment to CALPIA.

Inmates with extensive history of disciplinary adverse actions, such as Rule Violation Report CDC Form 115 or disciplinary measures resulting in previous un-assignments from CALPIA must have a minimum of six (6) months of disciplinary-free conduct before being considered for a CALPIA assignment, on a case-by-case basis. The CALPIA Administrator/Lead Manager must approve and authorize each assignment.

Inmates convicted of arson, elements of arson and/or possession or use of explosive material **shall not** be eligible for a CALPIA assignment. This is due to the proximity and availability of volatile flammable chemicals and fire hazard materials associated with industrial environments.

Exemption: if the arson conviction was more than 15 years prior to the date of application, and the inmate meets all other eligibility requirements, the inmate may be placed on the CALPIA Inmate Candidate Pool (ICP).

Inmates classified as Close B Custody may be excluded from assignment to CALPIA. Wardens may approve, on a case-by-case basis, Close B inmates to CALPIA assignments.

Inmates convicted of computer related crimes **shall not** be eligible for assignments to CALPIA clerical positions.

Inmates convicted of forgery, fraud, or embezzlement **shall not** be assigned to the CALPIA Specialty Print Plants, ensuring the integrity of confidential documents.

Inmates assigned to employment within CALPIA, pursuant to Penal Code (PC) Section 5071, **shall not** have access to personal information of private individuals.

Inmates convicted of a PC Section 290 offense **shall not** be assigned to the CALPIA optical program.

51121.4.3 Recruitment and Hiring Process

CALPIA will have the ability and discretion to recruit inmates for work/training statewide to ensure participation and success of its various programs. CALPIA Administrator/Lead Manager will coordinate efforts with Correctional Counselor III staff and/or Institution Classification Services Staff to accomplish this process.

CALPIA will make job applications (CALPIA Inmate Worker Application Form IEP-F002) available to the inmate population through the following institutional services:

- Institution Library
- Inmate Orientation
- Correctional Counselor's Office
- CALPIA Administration Offices
- CALPIA Enterprises
- Housing Units

Inmates interested in obtaining a position with CALPIA will submit completed applications for initial screening to their Correctional Counselor staff. Correctional Counselors will conduct a review of the inmates Central File (C-File) to ensure the inmate meets intake eligibility requirement as specified above. Counselors will schedule inmate to appear at an Initial/Unit Classification Committee for program review and placement into CALPIA's ICP. The Institution's Inmate Assignment Lieutenant will be responsible for maintaining the ICP and will provide a copy to the CALPIA Administrator.

CALPIA enterprise staff will interview inmates from the ICP and will conduct final selection of inmates to be assigned to a CALPIA assignment. Inmates selected should maintain parity with the institution's yard ethnic breakdown.

ICP will be prioritized as follows:

1. High School Diploma or GED
2. Enrolled in GED program
3. No Diploma/GED and not enrolled in education program

A list of successful inmate applicants shall be made available to the CALPIA Administrator by the institutions inmate assignment office.

CALPIA enterprise staff will submit the final list of successful inmate applicants for immediate assignment to CALPIA, to the institution Inmate Assignment Lieutenant via memorandum.

The CALPIA Administrator/Lead Manager shall contact the institution's Investigative Service Unit (ISU) and request a urinalysis test be conducted on newly hired CALPIA inmates within thirty (30) days. If a CALPIA inmate tests positive and is found guilty of Rules Violation Report (CDC-115) for Use/Possession of a Controlled Substance, the inmate will be immediately removed from their CALPIA assignment.

Inmates removed through this process must have a minimum of six (6) months of disciplinary/drug-free conduct with a minimum of 90 days on an institutional assignment with satisfactory work reports (CDC-101s) before being reconsidered for a CALPIA assignment.

All inmates assigned to CALPIA shall remain subject to random drug testing for as long as they are assigned by CALPIA. If a CALPIA inmate is suspected of being under the influence of a controlled substance, the Superintendent I/II will contact the Administrator/Lead Manager to arrange a urinalysis test by the Investigative Services Unit.

All inmates assigned to CALPIA will be required to complete and submit an Inmate Worker Application Form (IEP-F002) which shall be completed by the inmate worker prior to the start of employment along with an Inmate Intake Form (IEP-F003). Inmates refusing to comply with this requirement will be denied employment with CALPIA and will be removed from CALPIA.

51121.5 CALPIA Inmate Lead Position Hiring Procedures and Requirements

Each CALPIA enterprise is authorized to have one leadperson position for each industrial staff within the operation. The Prison Industries Administrator/Manager at the facility shall approve the leadperson. Functions of leadperson positions shall be related to the duties of the industrial staff justifying the leadperson. All positions may be assigned leadperson pay. Under the direction of the CALPIA staff, the leadperson shall be expected to do much of the on-the-job training of newly assigned inmates. They shall assist in communicating to new inmate workers the staff's expectations of their work. Inmate leadpersons shall not function as assistant forepersons or supervisors and shall not be assigned control over other inmates. Their role is limited to that of training and communication.

The following procedures will be used when hiring leadpersons for all CALPIA factories:

- Post job vacancy, indicating the area(s) of responsibility, description of duties, required skills and abilities. The posting will also indicate the experience and/or education necessary to apply for the position. The position will be posted for a one-week period; the closing date will be clearly stated.
- At the closing date all applications will be reviewed and only those meeting the hiring requirements will be selected for interview. Work files and/or C-files shall be reviewed by the interviewing staff panel.
- During the subsequent interviews, a staff panel will rate each applicant's replies to a number of set questions. The questions will reflect the applicant's ability to carry out the Lead position duties, and the ability to work with others.

The most qualified applicant will be selected for the position. All lead positions will include a probation period of six (6) months.

51121.6 CALPIA Inmate Workforce Allocation Policy

The facility Prison Industries Administrators/Managers shall determine the inmate workforce allocation for each cost center within their responsibility and adjust it as necessary by the procedures listed below. An inmate workforce allocation is defined as the current need for inmate workers in a specific cost center to maintain adequate production levels in order to support the volume of sales orders and service contracts. Changes in existing inmate workforce allocation shall be submitted annually via the CALPIA fiscal year budget process.

51121.7 Establishing and Revising CALPIA Inmate Workforce Allocations

The following procedures shall be followed when establishing new or revising existing CALPIA inmate workforce allocations:

New Enterprises

Prior to the activation of a new enterprise the Prison Industries Administrator/Manager is to follow the below-listed procedures:

- Submit an inmate employment pay plan to the CALPIA Assistant General Manager, Operations Division via the Branch Managers for approval. The plan shall include the allocation of inmate workers required per shift; a listing of the pay positions designating no more than 25 percent in each of the A, B, C, and D pay categories; and the

job description based on the Federal Bureau of Labor Statistics' Standard Occupational Classification (SOC) for each pay position.

- The inmate workforce allocation for each enterprise is to be jointly approved by (1) the Warden or designee and (2) the CALPIA Assistant General Manager, Operations Division.

Existing Enterprises

Prior to changes of existing workforce allocation of 15 percent or more, the CALPIA Prison Industries Administrator/Lead Manager will submit changes to the CALPIA Enterprise Branch Manager for approval. The plan shall include:

- The workforce allocation of inmate workers required per shift, the SOC job description for each pay position, and the justification for revising an existing workforce allocation plan.
- The inmate workforce allocation for each enterprise is to be jointly approved by (1) the Warden or their designee and (2) the CALPIA Assistant General Manager of Operations Division.
- For changes of existing workforce allocation of less than 15 percent, the CALPIA Prison Industries Administrator/Lead Manager will submit an informational copy of the change justifying the revision in the inmate workforce allocation to the appropriate Enterprise Branch Manager.
- The inmate workforce allocation for each enterprise is to be jointly approved by (1) the Warden or designee and (2) the Administrator/Lead Manager.

The following standards will be utilized when inmate workforce allocations are reduced, causing a lay off situation of inmate workers. If possible, reduction and layoffs shall be accomplished through attrition.

- Skill. Demonstrating expertise of technical skills and knowledge of a dedicated job or process in a CALPIA assignment.
- Behavior. Relationship with Others. Demonstrates ability to deal with authority figures, job supervisors, and other inmates.
- Attitude, Adaptability. Demonstrating willingness to learn, take directions, and orders.
- Work Habits. Punctuality, dependability, care of equipment, and safety practices.
- Formal Education/Training.

51121.8 Source of CALPIA Inmate Pay

Inmate workers assigned to CALPIA programs shall be paid from the Prison Industries Revolving Fund.

51121.9 Administration of CALPIA Inmate Pay Plan

It shall be the responsibility of the Prison Industries Administrator/Manager at each facility to administer the CALPIA inmate pay program consistent with the applicable laws and the details of this plan.

The Prison Industries Administrator/Lead Manager shall:

- Monitor programs to ensure that pay positions have been properly classified and allocated.
- Review and appropriately approve/disapprove all recommendations for pay decreases and changes.
- Review and appropriately approve/disapprove all recommendations for dismissal.
- This policy and procedure shall be the final arbitrator regarding disputes or interpretations of this plan.

The CALPIA inmate wage rates and any proposed changes shall be submitted to the Prison Industry Board (PIB) for review.

Job descriptions shall be developed based on the Federal Bureau of Labor Statistics' SOC system for each inmate work position. Each job description will establish the minimum acceptable standards of participation and performance.

The inmate shall sign and be given a copy of the job description, indicating acceptance of the conditions of employment.

Staffing tables shall be prepared in accordance with inmate assignment workforce allocations and submitted to CALPIA Central Office for approval.

51121.10 CALPIA Inmate Pay Schedule

Hourly wage rates shall be determined and maintained by the General Manager and published by the CALPIA.

All CALPIA inmate positions are to be assigned to one of the following levels:

Hourly Pay Schedule			
Title	Step I	Step II	Step III
Leadperson (AA)	\$.75	\$.85	\$.95
Special Skills (A)	.65	.70	.75
Technician (B)	.55	.60	.65
Semi-Skill (C)	.45	.50	.55
Laborer (D)	.30	.35	.40

For each enterprise, the percentage of the inmate work force in each skill level may not exceed the following:

Leadperson (AA)/Special Skills (A)	25 percent
Technician (B)	25 percent
Semi-Skill (C)	25 percent
Laborer (D)	25 percent

Depending on actual inmate assignment turnover rate, the C and D pay categories may exceed the 25 percent payroll allocation. This is permissible as long as the C and D combined totals do not exceed 50 percent of payroll.

51121.11 Movement Between and Removal From CALPIA Pay Rates and Skill Levels

Movement between one pay rate to another pay rate shall be based upon a combination of factors including, but not limited to, the following:

- The written recommendation of the supervisor showing cause for reduction of the inmate’s pay. The following document(s) and justification reflecting below standard performance, misbehavior or “A” days is required in support of this written recommendation.
- The documentation of the inmate’s accumulated work history as reflected on a CDC 101, Work Supervisor’s Report.
- General Chrono, CDC Form, 128-B, Custodial Counseling Chrono, Form 128-A and/or Rules Violations Report, CDC 115.
- Inmate Work Supervisor’s Log, CDCR Form 1697, which reflect absent without leave “A” day.
- Raises or reductions in an inmate’s pay shall be based on the work supervisor’s recommendation and the inmate’s work/training performance reports and disciplinary reports.
- Pay increases shall not be automatic or based on the inmate’s longevity in an assignment.

Workers in each skill level may be advanced to the next step within a skill level only after three months of satisfactory performance, or advanced from one skill level to the next only after one month of satisfactory performance, upon the recommendation of the supervisor, and if there is a vacant pay position available. The pay increase shall be effective on the first day of the following month in which the pay increase is implemented following approval by the Prison Industries Administrator/Manager. Less than satisfactory performance may result in a reduction in the hourly wage rate with the submission of a CDC Form 128-B-1, Classification Hearing Request/Notice Form, and a CDC Form 101, Work Supervisor’s Report, stating the reason for the reduction in pay.

Inmates approved for advancement to a higher skill level shall enter the new classification pay grade equal to or greater than their present pay grade in the lower skill. For example, an inmate in the semi-skilled classification receiving an hourly wage of \$0.50 who advances to technician shall receive not less than \$0.55 or more than \$.65 per hour. Longevity shall not be used as a standard for the purpose of upgrading skill level.

Inmates removed from their CALPIA assignment for reasons beyond their control, for example; out-to-court or lengthy hospital stays, may, via the committee process, return to a CALPIA assignment at the same or closest level of pay to their former position if available in accordance with DOM section 53130.9.2.2.

51121.12 CALPIA Employment Dismissal

An inmate’s pay rate shall not be reduced nor will the inmate be removed from pay status except based on the supervisor’s recommendation, below standard or less than satisfactory work performance, or inmate misconduct as

described in Title 15, California Code of Regulations, Division 3, Sections 3312, 3314, or 3315.

When the dismissal is for misconduct, including willful refusal or failure to work as directed, a CDC Form 101, Work Supervisors Report, shall be prepared and submitted to the factory superintendent for review and approval.

- The following document(s) and justification reflecting below standard performance, misbehavior or “A” days is required in support of this work history.
- CDC Form 128-B, General Chrono, CDC Form 128 A, Custodial Counseling Chrono, and CDC Form 115, Rules Violation Report.
- Inmate Work Supervisor’s Log, CDC Form 1697 which reflect absent with out leave “A” day.

The CALPIA Administrator/Lead Manager will review for proper justification and approve the applicable above written documentation. If denied all documentation will be returned to factory Superintendent. Upon approval CALPIA Administration will generate a CDC Form 128-B-1, Classification Hearing Request/Notice, and submit to Facility Classification Committee for removal of inmate from CALPIA work program. The CALPIA Administrator/Lead Manager or designated Superintendent will be required to attend the Facility Classification Committee hearing. The CALPIA representative will assist the Committee by providing any additional information and/or testimony that may be required to remove the inmate from his/her CALPIA assignment.

The inmate shall be placed on “S” time in accordance with CCR Title 15 Section 3045.3, with the approval of the CALPIA Administrator/Lead Manager, pending the outcome of the disciplinary process. A finding of guilty to the charge may be accepted as authority for dismissal and/or reduction of the inmate’s pay rate to the lowest CALPIA pay number, notwithstanding any other penalty imposed at the disciplinary hearing.

The CDC Form 128-B, General Chrono, requesting that the inmate be placed on “S” time should as an example contain the following verbiage; “Due to the seriousness of the rules violation and the security risk posed to CALPIA and the institution and because of the inability to maintain constant supervision of this inmate on the job site during an entire work shift, inmate (inmate name) is deemed a security risk to CALPIA and the institution and shall remain on “S” time pending the adjudication of the CDC Form 115, Rules Violation Report”. (Attach the rough copy of the CDC Form 115 to the CDC Form 128-B).

Any inmate unassigned from CALPIA for disciplinary cause will be ineligible for reassignment to another CALPIA enterprise. If after six months of disciplinary free behavior and a positive CDC Form 101, Work Supervisors Report, from a work assignment other than CALPIA, an inmate may be eligible for reassignment. The reassignment shall require the approval of the CALPIA Administrator/Lead Manager.

51121.13 Activities for Which CALPIA Inmate Pay Is Authorized

CALPIA inmates shall be paid for the following activities only:

- Productive work.
- Actual work time.
- Tool check-in/check-out (15 minutes twice per day).
- Clean-up (15 minutes twice per day).
- Official break times.
- Management approved job-related trade training during a portion of the regular workday.

CALPIA inmates shall **not** be paid for the following:

- State holidays.
- Time lost due to job related illness or injury.
- Late release by custody.
- Shower time, unless required by job description.
- Lunch breaks.

51121.14 CALPIA Inmate Performance Appraisals

Mandatory quarterly performance grading shall be submitted by the inmate’s immediate supervisor on CDC Form 101 for the following standards:

- Demonstrated skill and knowledge.
- Observed work habits.
- Attitude toward fellow inmates, staff, and the job.
- Learning ability, awareness of new procedures and methods, alertness, and perseverance.

- Quality of work.
- Quantity of work.
- Care and use of tools and equipment.
- Recommendation for step increase in authorized pay.

Receiving an unsatisfactory CDC Form 101 and a CDC Form 128-B-1 shall be authorization for reduction in pay rate and/or position, demotion, or termination by referral to the facility classification committee for program change.

51121.15 CALPIA Assignments for Transferred Inmates

Former CALPIA inmates transferring from other facilities may be placed in the skill level, which is appropriate for the position desired if the inmate stays in the same trade area provided they demonstrate the skills deemed necessary for appointment during the ninety (90) days at the probationary DI rate. Inmates may be placed at an equal level to the work assignment previously held at the sending facility, when a position becomes available, but such placement is not guaranteed. This placement remains subject to the availability of a position and other requirements as set forth in DOM subsection 51121.4.

51121.16 CALPIA Inmate Timekeeping Procedures

All CALPIA inmate workers' time shall be initially recorded by time clocks on timecards. All punching of timecards shall be under the direct supervision of a civil service employee. Timecards shall be maintained in secure locked containers when not in use. The inmate's supervisor shall be responsible for verifying and certifying by initialing the timecard before its submission for payroll preparation.

Time records shall be consolidated on a summary form, initialed by the supervisor, and signed by the Prison Industries Administrator/Manager.

If an inmate is reassigned during the pay period, the work supervisor shall complete the timecard and turn it in to the timekeeper.

All appropriate facility timekeeping forms approved by the Prison Industries Administrator/Manager, supported by the timecard, shall be forwarded to the facility accounting office immediately after the close of the pay period. Central Office timekeeping forms are to be forwarded to Operations Division, who will then forward to Accounting Services.

Payroll shall be prepared from the approved information. One copy shall be retained by the facility Prison Industries Administrator's/Manager's office and the original shall be forwarded to the CALPIA facility accountant, who must call the total inmate pay amount to Central Office Accounting Services and prepare the accounting entry which distributes the costs by enterprise.

51121.17 CALPIA Inmate Payroll

On a monthly basis, the facility accounting office, after auditing the summary form, shall prepare a separate inmate payroll on CDC Form 190 for each fund from which inmate wages are to be paid.

The original copy of CDC Form 190 is to be submitted to the CALPIA Accounting Office, Revenue Unit, and the duplicate is to be retained by the facility accounting office.

Immediately upon preparation of payrolls, earnings shall be credited to inmates' trust accounts. CALPIA will issue a revolving fund check to be deposited in the inmate trust fund in an amount equal to the total of all payroll. Payroll claim schedules shall be prepared so that the State Controller's Office reimburses the Prison Industries Revolving Fund.

51121.18 CALPIA Inmate Attendance

One hundred percent attendance is expected of all inmate workers.

Inmates shall report to their place of assignment at the time designated by the facility's schedule of activities and as instructed by their work supervisor. Inmates shall not leave an assignment without permission to do so. Unauthorized absences shall not earn pay or time credits and may be grounds for dismissal from CALPIA employment. On an emergency basis, inmates shall be required to work overtime at the direction of the Prison Industries Administrator/Manager or designee.

ETO may be utilized as described in CCR Section, 3045.2 Excused Time Off.

51121.19 Security of Timekeeping Forms

The time clock timecards are considered legal documents. These forms shall be maintained under lock and key, and no inmate shall have access. The accuracy of timekeeping is paramount, and industrial supervisors shall be held responsible.

Each employee who is responsible for supervising an inmate in an approved pay position shall keep a continuous daily record of the actual hours worked as stated in DOM subsection 51121.16.

At the end of each calendar month, the employee shall complete the forms, sign the required certification as to the accuracy of the working time stated, and submit them to the facility Prison Industries Administrator/Manager or designee.

In accordance with local procedures, the appropriate form shall be delivered to the records office for recording of "A" time only.

Entries on the timecard shall be made for each day the inmate is assigned. If assigned less than the full month, a diagonal line must be drawn through the unassigned dates. On the first day of work, show assignment. Show the reason for leaving the assignment. The following symbols and the appropriate number of hours for each shall be used by the work supervisor to record the inmate's work day. Each day must reflect time for a full-day or half-day as appropriate.

X	WHEN INMATE IS ON THE JOB
A	WHEN INMATE IS ABSENT AND UNEXCUSED FROM ASSIGNMENT
R	WHEN INMATE IS ON REGULAR DAYS OFF.
H	STATE HOLIDAY.
S	WHEN INMATE IS UNABLE TO REPORT TO WORK BY ORDER OF THE PRISON ADMINISTRATION. (For example: lockdown; supervisor absent, out-to-court as witness for the State or on subpoena; pre-release/transfer check-out).

Upon inmate transfer, parole, or reassignment, it shall be the responsibility of the work supervisor to immediately forward to the division head completed timecards for signature and transmittal to the records office if "A" time is present.

51121.20 Revisions

The General Manager, CALPIA, or designee shall be responsible for ensuring that the contents of this section are kept current and accurate.

51121.21 References

PC § 2801, 2806 and 2811.

LC § 1182(b).

Federal Bureau of Labor Statistics' Standard Occupational Classification System.

CCR (15)(3) § 3044.

CCR (15)(8) § 8004-8004.4; 8006

ARTICLE 14 — CONSERVATION CAMPS

Revised May 25, 1993

51130.1 Policy

PC 6200 and 6204 permit The Director to establish a Conservation Camp Program and to promulgate rules and regulations for the government of the Conservation Centers in the management of their affairs.

51130.2 Purpose

The purpose of the Correctional Conservation Camp Program shall be to promote the conservation of natural and human resources within the limits established by law, CCR, and the operating procedures of cooperating agencies. The Conservation Camp Program shall cooperate with other State and local agencies in a joint operation.

Inmates may be assigned to perform public conservation projects including, but not limited to, the following:

- Forest fire protection and control.
- Forest and watershed management.
- Recreational area development.
- Fish and game management.
- Soil conservation.
- Forest watershed revegetation.

51130.3 Joint Administration

The Conservation Camp Program shall be jointly administered by CDC and the Department of Forestry and Fire Protection (CDF); by CDC and the Los Angeles County Fire Department (LCFD); and/or with other cooperating agencies. The Director may enter into contracts or cooperative agreements with public agencies for the performance of appropriate conservation projects.

Any productive industrial enterprise subject to the jurisdiction of the PIA established at any center or camp shall be approved by the General Manager, PIA.

Interagency Agreements

Copies of each interagency agreement shall be maintained on file at the headquarters and at the facilities with camps.

51130.4 Department Contact Agency Liaison

The Conservation Camp Coordinator, under the direction of the Deputy Director, Institutions Division, shall maintain direct liaison with CDF, LAC, and other agencies in operation of Conservation Camps.

51130.4.1 Department's Agency Representative

On all major fires and other emergencies in which it becomes necessary to establish emergency camps and where a combination of Conservation Camp inmates and Department personnel are based, a supervisor at the level of Sergeant or higher shall be appointed by the Captain responsible for camps in the affected fire district.

The supervisor shall coordinate all matters affecting all inmate crews that may be participating in the containment of the emergency, and shall act as the Department's Agency Representative. This Agency Representative shall make all contacts with the cooperating agency. They shall represent all Department employees and Department inmate crews on custodial and related matters regardless of origin of the crews. All Department camp personnel shall report to the Department's Agency Representative as soon as possible after arriving at the emergency camp. They shall provide the Agency Representative with the following information:

- The number of inmates.
- The number of custody staff accompanying the inmates.
- The name of the camp the inmates/staff are from.

51130.4.2 Administrative Responsibility of Camps

The Conservation Camps located on the grounds of CMC and CRC shall be administered by their respective parent facilities. Administrative responsibility of the remaining Conservation Camps is delegated to CCC and SCC.

51130.5 Names and Locations of Camps

Each Conservation Camp has a designated name jointly selected and approved by CDF and CDC, or by LAC and CDC. The name of the facility responsible for the operation of the camps should not be used on camp signs or literature pertaining to the camps.

The Conservation Camps and their location are listed below:

CCC Camps:

Alder Conservation Camp #20
P.O. Box 906
Klamath, CA 95548
(707) 482-4511

Antelope Conservation Camp #25
P.O. Box 641
Susanville, CA 96130
(916) 257-2181

Chamberlain Creek Conservation Camp #17
15800 Highway 20
Fort Bragg, CA 95437
(707) 964-3518

Deadwood Conservation Camp #23
17148 McAdams Creek Road
Fort Jones, CA 96032
(916) 468-2633

Delta Conservation Camp #8
6246 Lambie Road
Suisun City, CA 94585
(707) 425-4878

Devil's Garden Conservation Camp #40
P.O. Box 490
Alturas, CA 96101
(916) 233-3553

Eel River Conservation Camp #31
P.O. Box 819

Redway, CA 95560
(707) 923-2755

High Rock Conservation Camp #32
P.O. Box 296
Weott, CA 95571
(707) 946-2343

Intermountain Conservation Camp #22
P.O. Box 615
Bieber, CA 96009
(916) 294-6361

Ishi Conservation Camp #18
Star Route 3, P.O. Box 53
Paynes Creek, CA 96075
(916) 597-2846

Konocti Conservation Camp #27
13044 State Highway 29
Lower Lake, CA 95457
(707) 994-2437

Parlin Fork Conservation Camp #6
23000 Highway 20
Fort Bragg, CA 95437
(707) 964-3766

Salt Creek Conservation Camp #7
P.O. Box 435
Paskenta, CA 96074
(916) 833-5479

Sugar Pine Conservation Camp #9
15095 Sugar Pine Camp Road
Bella Vista, CA 96008
(916) 472-3027

Trinity River Conservation Camp #3
P.O. Box 609
Lewiston, CA 96052-0609
(916) 286-2885

Valley View Camp #34
P.O. Box 8
Elk Creek, CA 95939
(916) 968-5142

SCC Camps:

Acton Conservation Camp #11 (LAC)
8800 Soledad Canyon Road
Acton, CA 93510
(805) 268-0113

Baseline Conservation Camp #30
16809 New Peoria Flat Road
Jamestown, CA 95327
(209) 984-4464

Bautista Conservation Camp #36
33015 Bautista Canyon Road
P.O. Box 12009
Hemet, CA 92343-1059
(909) 927-3600

Fenner Canyon #41 (LAC)
P.O. Box 100
Valyermo, CA 93563
(805) 944-0173

Francisquito Conservation Camp #4 (LAC)
3510 N. San Francisquito Canyon Road
Saugus, Ca 91350
(805) 296-4409

Gabilan Conservation Camp #38

Route 1, Box 105
Soledad, CA 93960
(408) 678-1873

Growlersburg Conservation Camp #33
Box 349004
Georgetown, CA 95634
(916) 333-4244

Julius Klein Conservation Camp #19 (LAC)
22550 East Fork Road
Azusa, CA 91702
(818) 910-1213

Malibu Conservation Camp #13 (LAC)
1250 S. Encinal Canyon Road
Malibu, CA 90265
(213) 457-2253

McCain Valley Conservation Camp #21
P.O. Box 1252
Boulevard, CA 91905
(619) 766-4393

Miramonte Conservation Camp #5
49039 Orchard Drive
Miramonte, CA 93641
(209) 336-2312

Mt. Gleason Conservation Camp #16 (LAC)
26650 N. Angeles Forest Highway
Palmdale, CA 93550
(805) 947-7784

Mountain Home Conservation Camp #10
P.O. Box 647
Springville, CA 93265
(209) 539-2334

Oak Glen Conservation Camp #35
41100 Pine Bench Road
Yucaipa, CA 92399
(909) 790-1729
Owens Valley Conservation Camp #26
Route 2, P.O. Box 22L
Bishop, CA 93514
(619) 387-2686

Pilot Rock Conservation Camp #15
P.O. Box 10
Crestline, CA 92325
(619) 389-2233

Prado Conservation Camp #28
14467 Central Avenue
Chino, CA 91710
(909) 597-3917

Puerta La Cruz Conservation Camp #14
32363 Highway 79
Warner Springs, CA 92086
(310) 782-3547

Rainbow Conservation Camp #2
8215 Rainbow Heights Road
Fallbrook, CA 92028
(619) 728-2554

Vallecito Conservation Camp #1
Rural Route #1, Box 7
Angels Camp, CA 95222
(209) 736-4922

Facility-Based Camps:

Cuesta Conservation Camp #24 (CMC)

P.O. Box 810120
San Luis Obispo, CA 93401
(805) 543-2700, Ext. 49

Norco Conservation Camp (CRC) #39
P.O. Box 279
Norco, CA 91760
(909) 737-5911, Ext. 4174

51130.6 Operational Administration

At each facility having a Conservation Camp Program, the Warden administers the camp operation.

At those facilities that operate facility-based camp programs, the administration shall be carried out as an adjunct to other daily operations. Administrative responsibility includes, but is not limited to, the following:

- Budget for and supply the camps with all necessary manpower, materials, and supplies to properly operate and maintain the camps.
- Direct and supervise all camp activities so that the camp shall operate for the benefit of the State and the rehabilitation of the inmates.
- Coordinate with the cooperating agency all of the activities necessary for the operation of the conservation camp program.
- Supervise all custodial and treatment personnel and direct their compliance with the CCRs, State law, and applicable procedures.

51130.7 Camp Commander

The Camp Commander (Lieutenant) at each Conservation Camp reports to the Camp Captain at the parent facility (CCC/SCC). The Camp Commander shall understand objectives of the cooperating agency and work with them as a liaison officer toward reaching mutual respect and cooperative understanding. The Camp Commander has direct responsibility for all phases of the camp program which shall consist of, but is not limited to, the following:

- Acquisition, preparation, and inventory of food supplies, clothing requirements, and canteen supplies.
- Recreational and in-camp leisure activities of the inmates.
- Housekeeping of buildings occupied by Department personnel.
- Maintenance of the custody and security of inmates assigned to their camp.

51130.7.1 Assistant Camp Commander

A Sergeant is the assistant to the Camp Commander and reports to them. The Sergeant acts as Camp Commander during that person's absence from the camp.

51130.7.2 Officer

Officers, during their duty hours, supervise and control inmates at the direction of the Camp Commander and Assistant Camp Commander.

Note: Personnel assigned to the Conservation Camps shall be regulated by the same conditions of employment that apply to all other employees of the Department. Each camp is a branch of the facility that maintains it and all pertinent rules, regulations, and laws apply.

51130.7.3 Personnel--Department of Forestry and Fire Protection

Listed below is the CDF personnel assigned to each Conservation Camp.

- Camp Division Chief. Shall be in charge of all forestry activities at a Conservation Camp.
- Assistant Division Chief. Shall be assigned to camps which have 100 or more inmates.
- State Fire Captains (B). Shall be assigned to a ranger unit fire control position and may supervise inmates on a temporary basis on work projects or on the fire line and shall be equally responsible for inmates assigned to them for work.
- Heavy Fire Equipment Operators. Are assigned to operate and repair the CDF in-camp vehicles and to operate heavy equipment on conservation projects and fires. They may also be assigned to supervise in-camp inmates on in-camp work projects.

51130.7.4 Personnel--Los Angeles County Fire Department

Listed below is LAC personnel that may be assigned to Conservation Camps located in Los Angeles County:

- Fire Captain. Shall be in charge of all fire and project activity in the camp.
- Fire Fighter Specialists. Shall supervise the inmates assigned to them for work.

51130.8 Inmate Assignment

Inmates are assigned to a camp from approved departmental lists. Selection of specific camp assignments is made on the basis of population needs and needs of the inmate, in line with departmental regulations.

The Classification Committee carefully evaluates the escape potential of inmates assigned to a camp. Inmates sometime present a different appearance when behind walls or under constant surveillance than they do in minimum custody camp surroundings. This difference often becomes apparent to the correctional camp personnel. Therefore, the correctional camp employees need to carefully study assigned inmates and return to the facility those inmates who they believe to be escape-risks. Such returned inmates should not constitute a large percentage of the camp population.

51130.9 Inmate Orientation

Camp personnel orient inmates upon arrival at a camp. The orientation schedule shall be in writing and filed in the Camp Commander's office. The orientation shall include, but is not limited to, the following:

- Camp living rules.
- Assignments.
- Project policies.

51130.10 Camp Register Log

A Graphic Arts Form 134, Camp Register, is maintained to record all pertinent, necessary, and important events which take place in the camp setting. The Camp Commander shall see that the Camp Register is properly maintained.

51130.11 Camp Boundaries

The CCRs provide the authority by which the Camp Commander establishes camp boundaries. These boundaries determine the limits of authorized inmate traffic. The establishment of camp boundaries shall give consideration to the cooperating agency's (CDF/LAC) needs.

- The meaning of the camp boundary signs shall be explained so that the boundaries are understood by all inmates. Inmates shall be required to sign a CDC Form 142, Camp Affirmation. The signature of the inmate shall be witnessed by a camp correctional staff member, then placed in the inmate's file.

51130.12 Work Projects

Inmate work projects are planned and supervised by the cooperating agency, pursuant to PC 2780, but are approved for custodial security and safety by the Camp Commander. Work projects shall not be permitted in areas that present undue escape hazards, civilian contacts, or which cannot be subject to adequate health, safety, and security precautions.

51130.12.1 CDC Form 101: Work Supervisor's Report

A CDC Form 101, Work Supervisor's Report, is completed monthly by the agency crew foreman on inmates assigned to them. The CDC Form 101s are routed to the Camp Commander and forwarded by them to the respective facility's records office for posting on CDC Form 109, Work Report Chrono Sheet.

- Class grade, report forms, and reporting periods are prescribed by the Department. It is recommended that cooperating agency personnel keep a daily record of the work and attitude of each inmate under their supervision.

51130.13 Formal Inmate Counts

There shall be at least four formal camp counts of inmates in each 24-hour period. (Refer to formal counts in DOM 52020.)

51130.13.1 Informal Counts— Project Foreman

Inmates shall be counted upon mounting and dismounting vehicles and going to and returning from any place outside the camp or facility. Agency crew foremen shall make counts of inmates in their custody at frequent intervals and shall count the inmates before leaving camp and upon returning to camp. Counts are required at least once during the morning, lunch time, between lunch and the end of the work day, departure from the work area, and at other times recommended by the Camp Commander.

51130.13.2 Emergency Counts

Emergency counts may be necessary at any time to determine if there has been an escape or to identify an escapee(s). (Refer to DOM 52020 for additional information on emergency counts.)

51130.14 Transfer of Custody

Transfer of custody of inmates to normal work projects shall be at a mutually agreed place and in the following manner:

- The CDF camp office submits to the Department each evening a crew list which contains the names and identification numbers of the

inmates, the name of the crew foreman, and the location of the projects for the following day's crew assignment.

- Employees of each cooperating agency shall count the inmates onto the conveyance taking them to work, or as a group of workers if they walk to the project. Cooperating agency personnel maintain custody of inmates until returned to the custody of the Department.
- Custody cannot be transferred unless the inmate is physically present at the time of transfer.
- The Department supplies the cooperating agency with a picture of each inmate assigned to the camp and shall furnish the agency crew foreman with a picture of each inmate assigned under their supervision.
- Normally, inmate crews shall not be divided to allow a portion of the crew to work under the supervision of a person not employed by a cooperating agency or the Department. Under some circumstances this may be allowed but only when specifically authorized by the cooperating agency staff person or correctional employee in command.
- Inmate crews may be assigned under supervision of employees of agencies other than the CDF, LAC, and Department only after the specific employees have been instructed in the supervision of inmates.

51130.15 Discipline

Department employees administer inmate discipline in Conservation Camps. The disciplinary process is governed by the provision of the CCRs.

51130.15.1 Disciplinary Hearings

The Camp Commander of a Conservation Camp shall consider and take action on all disciplinary infractions that occur in the operation of the camp. Serious violations may be referred to the Chief Disciplinary Officer of the parent facility. (Serious violations for female inmates may be referred to the Chief Disciplinary Officer at the appropriate female facility.)

The Camp Commander may receive assistance from the Division Chief or a department head of other cooperating agencies or their designated representative in the hearing of these disciplinary matters. Correctional Counselors assigned to the camps may also participate in the hearings.

51130.16 Firearms—Camp Equipment

Each Conservation Camp shall have an appropriate number of revolvers and related equipment. These weapons shall be carried by Department personnel in the pursuit of escapees and walkaways. Arrangements shall be made by the Camp Commander to store these weapons outside the confines of the camp.

51130.16.1 Firearms--Outside Agencies

PC 4574 specifically prohibits the bringing into any State facility, Conservation Camp, or place where prisoners of the State are located any firearms or deadly weapons. It is recognized that certain peace officers and others who may use firearms in their assignments will find it necessary to enter a Conservation Camp. Every possible effort shall be made to advise these persons to store their weapons before entering the camp.

When this is not feasible or practical, these weapons shall be stored in a secure location.

51130.17 Incident and Escape Plans

The incident plan (refer to DOM 51030) and escape plan (refer to DOM 55040) are maintained on file in the Camp Commander's office. The Camp Commander carries out the mandates of the incident and escape plan and submits the necessary reports.

Two copies of a report covering escapes and/or incidents which occur in the Conservation Camp Program, and especially in those cases in which a CDF employee is involved, shall be forwarded to the Regional Chief of the district in which the camp is located. This affords CDF an opportunity to keep fully informed and take proper action with regard to its employees. Likewise, department heads of other cooperating agencies shall be informed regarding incidents and/or escapes involving their personnel.

51130.18 Fire Protection Plan

The Camp Commander and the Division Chief or the department head of other agencies mutually develop and maintain a plan for the prevention and suppression of fires in camp. Included in the plan shall be a trained crew to operate the camp security fire truck in the event of an in-camp fire.

51130.18.1 Fire Drills

The Department and cooperating agency personnel shall be integrated into an overall campfire plan and each shall be sufficiently trained to activate and head the entire fire protection plan. Fire drills shall be conducted at least once a month and recorded in the Camp Register.

51130.18.2 Inspections

The cooperating agency person in charge and the Camp Commander shall make monthly inspections of the entire camp area for the purpose of determining the adequacy of fire protection measures and equipment provided and to note conditions which might constitute a fire or safety hazard. All such inspections shall be recorded in the Camp Register. Steps shall be taken immediately to eliminate fire and safety hazards.

51130.18.3 Vehicles

Vehicles specifically assigned as "in-camp fire protection units" shall be accessible and equipped to be readily operable by any individual authorized and trained in the campfire protection plan.

51130.19 Transportation of Inmates

The transportation of inmates to and from work projects, fires, emergency projects, the conservation centers, and/or other facilities of the Department shall be in vehicles properly equipped to provide safety and comfort in accordance with applicable safety, VC provisions and CCR 3443 and 3444.

51130.19.1 Airplane Transportation

Inmates may also be transported by airplane or helicopter, providing that such inmates are not taken outside the State of California.

51130.19.2 Transportation Across State Lines

Inmates may be transported across the California-Nevada State line when traveling from one facility of the Department to another (emergency fire camps are considered to be a facility of the Department) when necessary and are subject to all California laws while being transported. Inmates shall be accompanied by a Department officer. (Reference: PC 5080 and the provisions of Nevada Revised Statutes, Chapter 212.10.)

- During declared fire emergencies, the Director may allow the Director of the CDF to use inmates for fire suppression efforts outside of the boundaries of California, not to exceed a distance in excess of 25 miles from the California border, along the borders of Oregon, Nevada, or Arizona.

51130.20 Vehicle Operation

The operation of vehicles by inmates and conveyance of inmates are governed by the CCRs. All vehicles transporting inmates shall be equipped and operated to comply with the VC. Inmates may operate vehicles in camp with the prior approval of the Camp Commander. Only personnel having a valid driver's license of the appropriate class shall operate State vehicles.

51130.20.1 Parked Vehicles

All parked vehicles, except in-camp fire protection vehicles, shall be locked with the switch key removed. At fire camps or on fire lines, the keys shall remain in the vehicles. Duty correctional personnel shall inspect all parked vehicles for compliance with the above rules.

51130.20.2 Vehicle Request

Department employees may request the use of a cooperating agency vehicle when use is economical to the State or for an emergency.

51130.21 Feeding

The Department operates a feeding program that assures the inmates an adequate diet.

This is accomplished by establishing a food control program based upon a ration of each food item sufficient in quantity to maintain an adequate diet and assure a menu pattern which is acceptable to the inmate population. By controlling the quantity of food available, inmates are continually assured an acceptable diet regardless of the cost for the food. This practice shall eliminate the scarcity of food items caused by a sudden increase in price of a particular food item.

The Camp Commander of each camp directs the operation of the food service program. This includes the preparation of menus, requisitioning of food and other supplies, and receiving and storing the items. The Camp Commander shall study, and have immediate knowledge of, the food ration and the implementation problems. (Refer to DOM 54080.) The Camp Commander shall receive technical assistance from the Food Manager of the facility and Supervising Cook assigned to the camp program.

- Nutmeg, yeast, mace, or any food item which could be considered dangerous in the inmate population are kept under lock and key by the Camp Commander. The Camp Commander shall provide these items to the inmate cook and/or baker on an as-needed basis.
- Camp fire crews returning at odd hours from a fire and other camp fire fighting crews using the camp as a staging area are to be fed a fire ration meal. The Camp Commander shall be notified at least three hours in advance if possible after the decision has been made to use the

camp facilities. Authorization for fire meal reimbursement from cooperating agency shall be accomplished at the time of service.

- A complete inspection of the culinary department shall be made daily. The cleanliness of the kitchen and dining room is of vital importance to the welfare, health, morale, and success of each camp. The Camp Commander or designee shall assure that food preparation inmates use good personal hygiene and are well groomed and properly clothed (including head covering).

51130.22 Clothing

Updated February 2, 2011

A clothing ration has been established to properly clothe each inmate in the camp program. Inmate clothing shall be restricted to the items listed in DOM 54060.

- Special clothing items required for special assignments and emergency laundry services may be purchased by the Camp Commander.

51130.23 Parole Release Procedure

The policy and procedures contained in CCR and DOM 74070 shall guide the Camp Commander in releasing inmates from camp. The Camp Commander may delegate the prerelease duty to the Sergeant or Officer.

51130.24 Public Information

The public information section (DOM 13010) and the CCRs shall govern the Camp Commander's action in this area. The Camp Commander shall develop a public information and community relations policy and submit it to the Warden for approval. There shall be no deviation from the approved policy, except by permission of the Warden.

- It is mutually beneficial for camp inmates to receive positive publicity for their work efforts. The Camp Commander shall join the cooperating agency in fostering positive inmate publicity.

51130.25 Community Services

Conservation Camps have always made special efforts to be good neighbors and to support local community needs. This "good neighbor policy" shall be pursued within the guidelines of the CCRs.

51130.25.1 Inmate Blood Donations

Wardens of facilities administering camps may permit the inmates to donate blood to the American Red Cross, the armed services, local blood banks, or other legitimate charitable purposes. Such drives may be permitted under the supervision of their authorized representative.

51130.25.2 Fund—Raising Campaigns

Camp inmates may participate in fund-raising campaigns in accordance with provisions of DOM 101080.

51130.25.3 Toy Repair

Inmates may donate as much of their free time as they wish, commensurate with their daily assignments, to the repair of toys for orphans or other needy children.

Materials and equipment needed to perform this service shall be from a source other than State issue. Inmates shall not supply personal material or equipment for toy repair service.

51130.25.4 Local Sports

Each camp able to provide inmate athletic competition is encouraged to engage local teams. Games shall be played on the camp recreation field only and are subject to DOM 101040.

51130.25.5 Arts and Crafts Exhibits

Camp inmates may exhibit arts and crafts work at local gatherings, fairs, and other community functions. Such exhibits are subject to the CCR, DOM 101050, and PC 5006.

51130.26 Medical/Dental Procedures

The CCRs and DOM Chapter 9 shall govern medical and dental services in camps. The Camp Commander shall make arrangements with a local physician(s) and dentist(s) to perform emergency care. Inmates in need of major non-emergency medical or dental treatment shall be returned to the appropriate facility.

51130.26.1 Medical/Dental Emergencies in Camp

Ambulance service and treatment for seriously ill or injured inmates shall be arranged by the Camp Commander at a local nearby hospital. The Camp Commander shall advise the CMO or Medical Officer-of-the-Day at the parent facility. Serious health emergencies shall be reported, as are other emergencies.

51130.26.2 Emergency Under Supervision of Contracting Agency

If an inmate becomes seriously ill or is seriously injured while under the supervision of a cooperating agency, the Fire Captain or other appropriate department head shall immediately notify the Camp Commander so that immediate steps may be taken to care for the inmate. The Fire Captain shall complete a CDC Form 620, Inmate Accident Report, and submit it to the Department.

Sufficient supplies of CDC Form 620 shall be maintained by the Department and supplied to the cooperating agencies to comply with this directive.

51130.26.3 Injury While on Fire Suppression

Inmates who become disabled resulting from injuries received while engaged in fire suppression activities may be eligible to receive benefits as prescribed in LC 3365 and 4458. Within one work day of their injury or within one work day after staff became informed of their injury, inmates shall be provided with a SCIF Form 3301. Injuries suffered by inmates shall be reported on copies of SCIF Form 3067, Employee's Claim For Worker's Compensation Benefits, without delay. The Department and the cooperating agency shall cooperate in providing the proper reports to cover the details of the injury.

51130.26.4 Death

If an apparent death of an inmate occurs during their assignment away from the Conservation Camp, the Camp Commander shall contact the nearest physician for medical assistance. If the inmate is pronounced dead by the physician, the coroner shall be notified before the body is moved and the coroner's instructions shall be followed. The Warden of the parent facility shall be notified and further instructions requested. After the release of the body by the coroner and further instructions from the Warden, the body shall be turned over to a licensed undertaker nearest the community where the death occurred (in accordance with DOM 51070).

- A complete incident report shall be submitted to the Warden of the appropriate facility without delay.

51130.26.5 Medical Supplies

Medical supplies shall be prescribed and approved by the CMO for use by Department personnel in administering routine medications and minor first aid to inmates in the camp.

- A standard first aid application book shall be kept in the Camp Commander's office. All camp employees are required to complete a basic course in first aid and cardiac pulmonary resuscitation.

51130.26.6 Medical/Sanitation Inspections

The appropriate facility CMO shall inspect each camp at least once each year for sanitation and proper sanitation practices. The Camp Commander may request additional inspections as needed.

51130.27 Inmate Wages

To maintain uniform pay scales for inmates assigned to the Conservation Camps, the following standards have been established:

- The Camp Commander shall assure accuracy of inmate payrolls and establish auditing procedures to ensure inmates are paid according to their length of service, performance, and assignment.

51130.27.1 Pay Committee

Each camp has an in-camp pay committee. The committee determines the promotion and/or demotion of inmates in the various pay grades. This committee shall administer the monthly pay allocations and stay within the prescribed limits for their camp. This monthly pay allocation is provided by the parent facility, usually at the beginning of each fiscal year.

- The committee is composed of the following camp personnel, or in their absence, the designated representatives of each department:
 - Camp Commander or their assistant.
 - Cooperating agency person in charge.
- The committee shall meet as necessary to consider the recommendations of both departments. The Department employee in charge shall maintain adequate records.

51130.27.2 Pay Period

The pay period is based on the calendar month and inmates are compensated for each day's work within the month. The standard project workweek is five eight-hour days, Monday through Friday, with Saturdays, Sundays, and approved holidays off.

- Inmates shall be paid for emergency work on an hourly basis. This pay commences at the time of dispatch to the emergency and continues until the inmate has returned to their camp. (Refer to PC2782 and PC 2785.)

51130.27.3 Pay Schedules

The specific rate per hour is established by the Department.

- Grade I--\$1.45 per day:
 - The majority of camp inmates shall be assigned to this grade.
- Grade II--\$1.67 per day:
 - Skilled and experienced grade workers and a selected number of in-camp inmates shall be assigned to this grade.
- Grade III--\$1.95 per day:
 - A limited number of skilled inmates who have been given special assignments shall be included at this level.
- Grade IV--\$2.56 per day:
 - This pay grade is reserved for a very limited number of highly-skilled journeyman level inmates.
- Grade V--\$3.90 per day:
 - Two positions in each outlying camp are designated for the first cook at this pay grade.
- Emergency Fire Fighter--\$1.00 hourly:
 - Reimbursed by the State Emergency Fund.

51130.27.4 Reimbursement by Cooperating Agency

The procedure for the cooperating agency to report inmate emergency time for reimbursement and payment of inmates shall be on appropriate forms as prescribed by the parent facility.

- The Department shall invoice the cooperating agency within 60 days of each event based upon the actual expenditures for inmate and camp employee pay for fire overtime.

51130.28 Emergency Crews Work Assignment

The CDF Regional Chief shall inform the Camp Division Chief of the procedure for dispatching Conservation Camp crews to all emergency activities. Dispatching of crews shall be in accordance with existing State, Region, and Ranger Unit procedures. When calls are received dispatching inmate crews from camp, or off regular work projects to emergency fire duty, the information shall be shared immediately with the Camp Commander, or the Department person in charge, to permit that person to determine custodial coverage by the Department. To the extent possible, the information passed on shall include the time of the dispatch call, destination, and any other pertinent information. The "home camp staff" shall be advised of crew location changes through appropriate dispatch channels.

51130.28.1 In Camp

When the crews are in camp, the Department shall assemble the crews and employees of both agencies and count the inmates onto the trucks or buses. At that time, the cooperating agency takes custody of the inmates. Should a Department employee accompany, custody of the inmates is a mutual responsibility.

51130.28.2 Completion of Assignment

Upon completion of the emergency assignment, all trucks and buses shall be thoroughly searched prior to leaving the emergency camp by both the Department and the cooperating agency.

Under no circumstances shall emergency camp equipment or supplies, except for properly secured lunches and other items normally carried, be allowed on the vehicle.

51130.29 Emergency Fire Camp

Fire control and suppression are a major part of the Conservation Camp Program. When a fire is in progress and of such proportions to require a supporting emergency fire camp, the cooperating agency shall have a prescribed organization that operates the camp and directs suppression activities.

51130.29.1 Organization in Fire Camp

The following organization guidelines are established to cover the Department's employee participation in the emergency fire camp organization:

- Appropriate camp Captain shall appoint a Department Agency Representative. The Department Agency Representative shall report to the Captain in all matters pertaining to the custody, safety, well-being, department, and support of the inmates regardless of the origin of the crews.
- The Department Agency Representative shall maintain contact with the cooperating agency fire camp operation through their Inmate Crew Coordinator.

- The Department Agency Representative shall coordinate all Department operations, assign Department employees to supervise various in-camp functions and other security assignments as jointly determined by the participating agencies, and shall act as the Department's PIO working with Fire Information Officers.
- Typical examples of assignment areas which may be given by the Department Agency Representative are as follows:
 - Emergency transportation.
 - Bedding area.
 - Kitchen area.
 - Motor pool area.
 - Security patrol.

51130.30 Fire Bag

Each inmate shall be issued a fire bag (supplied by the cooperating agency) including the clothing items listed below (supplied by the Department) and shall be maintained in a clean and orderly manner for use by the inmate when on extended fire suppression assignment in emergency fire camps:

- Men
 - 3 undershirts.
 - 3 shirts.
 - 2 towels.
 - 2 handkerchiefs.
 - 3 pair undershorts.
 - 3 pair jeans.
 - 4 pair socks.
 - 2 belts.
- Women
 - 3 undershirts.
 - 3 brassieres (cotton, no metal stays).
 - 3 shirts.
 - 2 towels.
 - 2 handkerchiefs.
 - 3 pair underpants (cotton).
 - 3 pair jeans.
 - 4 pair socks.
 - 2 belts.

This issue of clothing is in addition to the regular clothing issue. The fire bag should also include personal health items required by the inmate for their personal hygiene needs.

51130.31 Use of Inmate Community Work Crews for Emergency Support Activities

On large forest fires requiring additional non-fire suppression support crews, the Department shall supply, if available, inmate Community Work Crews directly from its facilities. It is understood that inmate Community Work Crews available for non-fire suppression support shall be utilized by either the CDF or other forest protection agencies which have entered into an agreement with the Department. It is further understood that:

- To avoid confusion in dispatching, all requests for inmate Community Work Crews shall be directed to the Department Conservation Camp Coordinator in Sacramento.
- No request for inmate Community Work Crews shall be made by a cooperating agency without careful prior consideration being given as to whether regularly established Conservation Camps are being utilized to the fullest extent possible.
- Transportation from the facilities or other correctional establishments to the fire support work site, provided by the Department or the cooperating agency, shall be by bus or other conveyance equipped with seats for all inmates to be transported, and all safety laws and regulations shall be observed in such transportation.
- If the Department does not have transportation available, CDF shall furnish transportation to and from the facilities.

51130.31.1 Contracting Agency Responsibilities

Notwithstanding Public Resources Code Section 4155, CDF shall supply and prepare sufficient food and blankets (for sleeping purposes) and reimburse the Department for all direct and indirect costs associated with the

preparation, dispatch, care, custody, and clothing of inmates in order to make them available to CDF for such assignments.

51130.31.2 Cash Reimbursement

Reimbursement for costs borne by the Department shall include:

- The payment of emergency overtime hourly rate per inmate as agreed between cooperating agency and the Department. Such payment shall include:
 - The time traveled to and from the fire.
 - From the facility.
 - All work time and off-duty time between work periods on or near the fire.
- All Department employees' payroll costs in connection with a specific fire. This includes, but is not limited to, the following:
 - Custodial coverage.
 - Transportation.
 - Employees' time for supervision and administration, delivering supplies, transporting sick or injured inmates.
 - Disciplinary problems with inmates.
 - Preparing and serving meals to inmates leaving for or returning from fires at irregular hours.
 - Employees' standby time when called in to prepare fire crews for dispatch and the standby is subsequently canceled.
 - All invoices submitted to the cooperating agency by the Department for activities contemplated hereunder shall be computed in accordance with the SAM 8760. Invoices shall be submitted to the cooperating agency in the district for which services were performed on a specific individual fire basis, in a form agreed to by the cooperating agency and the Department, and shall be submitted within 60 days of the cessation of activities contemplated hereunder.

51130.32 Emergency Use of Department's Fire Apparatus

CDC may furnish to a cooperating agency fire apparatus that is under its control and possession when the request originates with the cooperating agency for fire suppression on "State responsibility lands" and contractual fire protection.

51130.32.1 Staffing of Equipment

The Department shall furnish a qualified employee (fire suppression-trained) to drive every truck furnished and shall furnish two fire-trained inmates or two trained employees to serve as crew persons on each fire truck.

51130.32.2 Reimbursement to Department for Use of Fire Apparatus

CDF shall reimburse the Department for costs of all employees and inmates furnished in accordance with the following rates and conditions:

- Pay rate to commence at the time the apparatus leaves the facility and stop upon its return thereto.
- Payment shall include the travel time to and from the fire from the facility and all work time.
- A CDC employee assigned to the fire apparatus shall maintain timekeeping records for the employees and inmates. The employee shall have the cooperating agency fire unit official certify the accuracy of this timekeeping before leaving the fire area.
- Hourly rate for employee and inmate labor shall be paid to CDC at the termination of the emergency assignment, upon receipt of invoices certified by the Warden or by the authorized representative of the facility concerned.

51130.32.3 Gasoline

CDF shall furnish gasoline, when available, for trucks furnished and operating in the fire area.

51130.32.4 Loss or Damage

The cooperating agency shall not be held liable to CDC for any loss or damage to equipment or apparatus furnished.

51130.33 Revisions

The Deputy Director, Institutions Division, or designee shall be responsible for ensuring that the contents of this section are kept current and accurate.

51130.34 Reference

Revised February 2, 2011

PC §§ 2701, 2780, 2781, 2782, 2785, 2787, 2788, 2792, 4754, 5080, and 6200 through 6208.

CCR (15) (3) §§ 3266, 3294, 3294.1, 3294.2, 3295, and 3380(a).

SAM § 8760.

PRC § 4155.

LC §§ 3365 and 4458.

Nevada Revised Statutes Chapter 212.10.

DOM §§ 13010, 51030, 52020, 53070, 53110, 54060, 54080, 55040, and 74070.

ARTICLE 15 — CONTROLLED SUBSTANCES

Revised September 1, 1998

52010.1 Policy

The CCR includes a disciplinary process and evidence control system for controlled substance-related offenses by inmates. The CCR also prohibits employees and visitors from being under the influence of, or possessing alcohol or controlled substances while on Department owned/controlled property. Exception: staff and adult guests residing in employee housing are authorized to maintain and consume alcoholic beverages within those residences, in accordance with local institutional policies and procedures.

Each Warden and RPA shall ensure that procedures for preventing the introduction of controlled substances and alcohol into their jurisdiction are in place and enforced.

Each Warden and RPA shall ensure that any controlled substance that is confiscated in their jurisdiction is recorded, stored, tested, and disposed of in accordance with applicable laws.

52010.2 Purpose

This section establishes standard procedures for recording, storing, field testing, and the disposal of controlled substances. This section also establishes a procedure to ensure that all urine samples obtained from inmates for laboratory analysis are collected and processed in a uniform method which consistently maintains the approved chain of evidence.

52010.2.1 Goal Statement

The CDC utilizes a variety of methods for testing inmates and parolees to detect the use of controlled substances and alcohol, and responds to positive tests with sanctions and/or interventions. The purpose of the testing, sanctions, and interventions are to reduce drug use, to hold individuals accountable for their actions, to provide opportunities for long-term recovery from addiction, and to increase institutional security and public safety. All CDC populations, including felon and civil addict inmates and parolees are subject to testing. All confirmed positive tests shall result in sanctions and/or intervention.

52010.3 Definitions

Controlled Substance

Controlled Substance means any substance, drug, narcotic, opiate, hallucinogen, depressant or stimulant as defined by H&SC 11007.

Controlled Medication

Controlled Medication means any drug which is prescribed by a physician and is given to a patient in controlled dosages.

Distribution/Distributing

Distribution/Distributing means the sale or unlawful disbursing, by an inmate or parolee, of any controlled substance, or the solicitation of, or conspiring with others in arranging for, the introduction of controlled substances into any CDC institution, camp, contract health facility, or community correctional facility for the purpose of sales or distribution.

Laboratory

Laboratory means any toxicological or criminalistic laboratory which has been recognized by the state; other certifying agency, or which is accepted by any local, county, or state prosecuting authority to provide evidence as to the presence of controlled substances in human body fluids or confirm that a substance is or contains a controlled substance.

52010.4 Description of offenses

Possession, Distribution of Controlled Substances or Controlled Medications

Inmates are prohibited from possessing, injecting, ingesting, or otherwise introducing into their body any controlled substance, controlled medication, or intoxicant while incarcerated or under the supervision of CDC without specific authorization to do so from a licensed CDC or contract physician or psychiatrist. Inmates are prohibited from distributing, exchanging, soliciting, or arranging for the introduction of controlled substances or controlled medications into any CDC institution/facility. Visitors are prohibited from

possessing or being under the influence of any intoxicant or controlled substance while on or within CDC owned or controlled property.

Under the Influence of Controlled Substance or Intoxicants

Inmates are prohibited from being under the influence of alcohol, controlled substances, or other intoxicant not defined as a controlled substance, in any CDC institution/facility.

Refusing to Provide a Urine Specimen

Inmates may not refuse to provide an adequate urine sample for the purpose of testing for the presence of controlled substance(s) when lawfully ordered to do so.

52010.5 Testing of Controlled Substances

The CDC shall prescribe the products, equipment, and methods for testing suspected controlled substances.

52010.6 Basis for Field Test

Field testing or on-site testing for controlled substances shall be conducted for screening purposes only.

A sobriety test shall be conducted when there is reasonable suspicion the inmate may be under the influence of a controlled substance.

52010.7 Field Testing Methods and Systems

Approved departmental testing systems are as follows:

Valtox Drug and Narcotics Screening Kit, Valley Toxicological Laboratories, Inc., P.O. Box 427, West Sacramento CA 95691.

Presumptive Testing Kit, DOJ, P.O. Box 13357, Sacramento, CA 95813.

Narkit Jr. Drug ID Testing Kit, P M Laboratories of Nevada Inc., 488 Las Palomas Drive, Point Hueneme, CA 93041.

NIK Narcotics Identification System Porta-Pac, Becton Dickinson and Company, 147 Clinton Rd., West Caldwell, NJ 07006.

Approved departmental testing methods are as follows:

Field or On-Site Testing - The testing of confiscated suspected controlled substances.

Drug or Urine Testing - The securing of a urine sample from inmates for the purpose of testing for the presence of controlled substances that the inmate has ingested, inhaled or injected into their body.

- Sobriety Testing - The testing of physical indicators such as slurred speech, dilated pupils, or impaired mobility which would indicate that the inmate is under the influence of a controlled substance or alcohol.

52010.8 Substances to be Recorded

Records shall be maintained which document seizures of all controlled substances listed in H&SC 11007, and substances confirmed to be controlled medication.

52010.9 Recording of Confiscated Controlled Substances

The seizure of any controlled substance or medication shall be documented in an evidence log book to be maintained by each institution/facility. The documentation shall include the CDC number and name of each inmate from whom controlled substances are confiscated; the name, title, address, and identification number of any other person(s) from whom controlled substances are confiscated; the type of substance(s) that were confiscated; the amount (by volume or weight) of each substance that was confiscated; the place where the substance(s) is to be stored; the disposition of each substance, and whether or not the substance is being held as evidence for prosecution purposes.

52010.10 Controlled Medication

Inmates shall not possess controlled medication in quantities exceeding the dosage authorized by institution/facility medical staff, nor may an inmate possess controlled medication prescribed to another person.

Identification of Controlled Medication

The identification of intact controlled medication may be confirmed by a licensed pharmacist and that confirmation may be used as evidence in a disciplinary hearing.

52010.11 Drug and Alcohol Paraphernalia

Inmates may not use, possess or have under their control paraphernalia related to the use or manufacture of any controlled substance, marijuana, or the fermentation or distillation of alcohol.

52010.12 Causes for Urinalysis Testing

Urine samples will be obtained from inmates for laboratory testing for the following reasons:

- Random Selection – As a condition of the inmates' participation in the Civil Addict Program, other Substance Abuse Treatment Program,

program or work assignment for which such testing is required, or as a result of the institutions' random selection process.

- Suspect – When there is reasonable suspicion that the inmate to be tested may have recently used a controlled substance or the inmate is discovered to be in possession of a controlled substance or drug paraphernalia.
- Mandatory Random Drug Testing (MRDT) – As ordered based on the finding of guilt in a disciplinary hearing pursuant to CCR 3315(f)(4).
- Family Visiting/Temporary Community Leave – As a condition of participating in a Family Visit or Temporary Community Leave.

52010.13 Random Selection Method

Random testing shall be conducted a minimum of four days per week. Random selection shall be made by a computer program which assures the random nature of the selection. Inmates shall be tested each time they are selected, regardless of the recency of the inmates' last test. Inmates shall not be subject to disciplinary action for a positive test which could be reasonably attributed to the same instance of controlled substance use that resulted in a previous disciplinary action.

52010.14 Random Selection Frequencies

To determine the inmates to be tested on each day of testing, the CDC numbers of the population subject to testing are entered into the computer program, and the program is adjusted to produce a selection equal to the percentage of the population to be tested on that day, according to the reason for the random selection, as follows:

Civil Addict Program Population

Inmates in the Civil Addict Program are subject to random testing at a frequency of not less than ten percent of the institution's Civil Addict Program population per week.

Therapeutic Community Substance Abuse Program Population

Inmates in institutional programs providing therapeutic community substance abuse services are subject to random testing at a frequency of not less than ten percent of the institution's therapeutic community program population per week.

Mandatory Random Drug Testing Population

Inmates subject to MRDT as described in DOM 52010.12 are subject to random testing according to the following frequencies:

First Offense - A frequency of 25 percent of the institution's MRDT population per week. Any inmate not randomly selected during the first three weeks of each month shall be tested during the fourth week.

Second Offense - A frequency of 50 percent of the institution's MRDT population per week. Any inmate not randomly selected during any week shall be tested the following week.

Third and Subsequent Offenses - A frequency of 100 percent of the institution's MRDT population per week. All inmates shall be tested no later than the last testing day of each week.

52010.15 Mandatory Random Drug Testing

Inmates found guilty of a rule violation related to the use, possession, sale, distribution, or introduction of controlled substances, drugs, or drug paraphernalia; or refusal to submit to a test for controlled substances or drugs shall be placed on the institution's MRDT list.

The institution Drug Testing Coordinator (DTC) shall establish and maintain the MRDT list and schedule.

Inmates placed on MRDT shall be subject to MRDT in accordance with CCR 3315(f)(4).

The hearing official shall document the testing requirements on a CDC Form 1879, Notice of Mandatory Random Drug Testing Requirements. The original shall be placed in the inmate's C-File and a copy maintained by the DTC.

If the inmate transfers prior to completion of the MRDT period, the receiving institution shall impose the remaining MRDT period upon classification review.

52010.16 Drug Testing Coordinator

Each institution shall designate a DTC at the rank of lieutenant or above. The DTC is responsible for:

- Monitoring the procedural operation of this section.
- Ensuring inmates found guilty in a disciplinary hearing of a drug-related offense are placed on the institutional MRDT list.
- Ensuring inmates placed on the MRDT list are tested in accordance with CCR 3315(f)(4).

- Approving and reviewing the accuracy of the MRDT list prior to testing.
- Reviewing all drug testing logs for accuracy and completeness.
- Ensuring all staff involved in the drug testing process are properly trained.
- Ensuring that the institution maintains a sufficient stock of sample bottles, lids, and labels.

52010.17 Staff Requirements/Urine Sample Collection

Only staff properly trained and certified in the collection and processing of urinalysis samples shall be involved with the urine testing process.

- Staff observing the collection of the urine sample shall be of the same gender as the inmate being tested.

52010.18 Urine Sample Collection Procedures

Revised January 24, 2002

The securing of a urine sample from an inmate for the purpose of testing for the presence of controlled substances shall be conducted in accordance to CCR 3290(c).

When collecting the urine sample, staff must ensure that reasonable security is maintained, consideration is given to the privacy of the inmate, and the test is conducted in a sanitary manner.

All urine collection shall be conducted in an area designated by the Institution Head.

Pre-Collection Duties

Duties to be completed prior to the collection of the urine sample are as follows:

- Prior to the test, staff shall conduct a search of the area used to obtain the test and conduct an unclothed body search of the inmate. All possible contaminants must be removed from the area prior to the test. During the testing process the inmate shall not have contact with other inmates nor be left unsupervised.
- Establish the identity of the inmate by positive picture identification.
- Ensure that the inmate providing the sample remove all unnecessary garments and property, and leaves these items outside the collection area.
- The staff member collecting the urine sample shall inform the inmate of the reason(s) for requesting the test. The inmate shall also be informed that refusal to provide a sample shall result in disciplinary action.

Collection of Urine Sample

Staff shall adhere to the following during the collection of the urine sample:

- The sample collection shall be conducted in a sanitary setting and with the necessary universal precautions. The inmate shall be provided disposable gloves for use during the collection and access to clean running water after the collection is complete.
- Utilize only sample bottles, lids, and labels provided by the contract laboratory.
- Clearly observe the flow of urine into the bottle.
 - The inmate must provide 20 cc's of urine (two-thirds of sample bottle) in order to adequately accomplish the required laboratory test.
- After filling the sample bottle, the inmate shall be given a lid and instructed to secure the bottle and rinse the outside of the bottle with cold tap water. The inmate shall give the secured sample bottle to the collecting staff member.
- Place the completed label on the sample bottle.
- Place a security seal on the bottle.
- The urine sample shall be processed in accordance with institutional procedures, which maintain the chain of custody of the sample. Staff shall adhere with the contract laboratory procedures when collecting, packaging, and storing urine samples.
- Gloves used during the urine collection process will be disposed of according to institutional procedures

52010.19 Urine Sample Test Records

Records of all urinalysis results shall be maintained in the institution's urinalysis logbook. The MRDT list shall be considered confidential and released to staff on an "as needed" basis only. Test results shall be logged, maintained, and processed by designated staff.

52010.20 Refusal to Produce a Urine Sample

Inmates who refuse or are unable to produce a urine sample shall be subject to disciplinary action in accordance with CCR 3290(d).

If the inmate is unable to provide a urine sample, the inmate shall be encouraged to drink 24 ounces of water to assist in providing a sample. The inmate shall also be allowed up to three hours to provide a sample. If an inmate is unable to produce an acceptable urine sample within this time period, this shall be considered a refusal.

52010.21 Types of Urinalysis Requests

Staff shall typically request a basic drug panel analysis unless the inmate's behavior provides reasonable suspicion of alcohol or other drug use.

Staff shall indicate the type of analysis necessary. Each category of urinalysis will detect the presence of specific substances as follows:

- Basic Drug Panel:
 - Barbiturates.
 - Amphetamines.
 - Methamphetamines.
 - Morphine (Heroin).
 - Codeine.
 - Phencyclidine.
 - Benzoylcegonine.

Urinalysis may be specifically requested to detect the use of the following substances:

- Cannabinoid Analysis:
 - Marijuana.
- Alcohol Analysis:
 - Alcohol
- Other:
 - Other substances not listed above.

The Basic Drug Panel analysis will be conducted on each sample submitted to the laboratory.

52010.22 Urine Sample Storage and Transfer

To ensure that the integrity of the sample is not compromised, the chain of custody must be maintained during processing and storage of the samples.

Each institution/facility must maintain a secure box for the storage of test samples. Only designated staff shall have access to the urinalysis lock box keys.

Upon completion of the test, the staff member conducting the test shall secure the sample in the urinalysis lock box.

A urinalysis logbook shall be maintained at each institution, which shall include the inmate's name, CDC number, date of test and chain of custody of the sample.

Only designated staff shall remove the samples from the urinalysis lock box, and forward the samples to the laboratory for analysis. The date the sample was removed, the name of the staff member who removed the sample, and the date the sample was sent to the laboratory shall be entered into the institution's urinalysis logbook.

Staff must ensure the samples are processed in accordance with the laboratory contract.

52010.23 Processing and Documentation of Tests Results

The date that any positive test results are received by the institution/facility shall represent the date of discovery for disciplinary action.

Upon receipt of the laboratory test results, the results shall be logged in the institution's urinalysis logbook.

The DTC shall notify and forward a copy of the laboratory results to the program office where the inmate is currently housed.

The officer who collected the urine sample shall document the results of the positive test on a CDC Form 115 charging the inmate with a violation of CCR 3016, Possession of a Controlled Substance.

Review of Medical Records

Medical staff authorized by the institution's Health Care Manager shall review the medical records of those inmates with confirmed positive test results to determine whether prescription medications were the cause for the positive test results.

If medical staff determine that authorized prescribed medication caused the positive test results, no disciplinary action shall be taken.

Revised January 24, 2002

52010.24 Destruction of Controlled Substances

The evidence custodian shall coordinate with a representative from the local police, sheriff's department, or State DOJ to participate in a scheduled destruction of controlled substances.

The ranking staff person of the facility investigative unit shall verify the controlled substances to be destroyed and sign the CDC Form 1754, Controlled Substances for Destruction, prior to delivery to the destruction site.

All controlled substances scheduled for destruction shall be submitted in sealed containers. Each box or bag shall contain not more than 15 separate pieces of evidence to facilitate random checks by the local enforcement agency coordinator assigned to the destruction site.

One investigative unit supervisor and the evidence custodian shall transport the substances scheduled for destruction to the actual destruction site and witness the destruction.

The officers shall sign the evidence log indicating the date, place and method of destruction.

The evidence custodian shall retain a copy of the court order and the CDC Form 1754.

Providing additional security required when transporting large quantities of controlled substances for destruction is the responsibility of the ranking investigating staff person submitting the controlled substances for destruction.

52010.25 Obtaining a Court Order for Destruction

Upon completion of the CDC Form 1754, the following documents shall be submitted to the court of jurisdiction to obtain a court order for destruction:

- A declaration that includes the following statements:
 - "I am a peace officer at (facility or parole unit)."
 - The cases are closed.
 - It is necessary that the items be destroyed.
- The actual completed court order to be signed by the judge.

52010.26 Controlled Substance Destruction Schedule

Destruction of controlled substances shall be on a semiannual basis.

During the months of January and July, the designated staff member/evidence custodian shall prepare a CDC Form 1754.

Initiation of the procedure should be made well in advance of anticipated destruction date due to the lengthy process necessary to secure the appropriate court order.

All controlled substances seized during the previous six-month period that are not being held as evidence for a criminal trial or a disciplinary hearing shall be listed on the CDC Form 1754.

52010.27 Revisions

The Director, DAI, or designee shall be responsible for ensuring that the contents of this Section are kept current and accurate.

52010.28 References

CCR (15) (3) §§ 300, 3016, 3290, 3315, 3323, 3341.5, and 3410.
H&SC §§ 11473, 11473.5, 11474, and 11054 - 11058.

ARTICLE 16 — INMATE COUNT AND MOVEMENT

Revised August 12, 2013

52020.1 Policy

The CCR 3274 permits the institution head to develop a system to physically count inmates under his/her jurisdiction and to accurately account for those inmates at all times.

52020.2 Purpose

The purpose of a count is to facilitate inmate control, accountability, and to expedite inmate movement throughout the institution/facility in accordance with the established count schedule as set forth in DOM 52020.4.1.

52020.3 Responsibility

The Correctional Captain/Facility Captain is responsible for ensuring that a detailed institution/facility count is accurately conducted at the designated times.

The Correctional Captain/Facility Captain shall establish a system that regulates staff/inmate movement throughout the institution/facility.

All employees shall ensure that inmates are not involved in gathering count information nor allowed access to count records.

52020.4 Count Criteria and Number of Counts

A physical count of all inmates shall be performed a minimum of four times each calendar day, unless otherwise authorized in writing by the Director. All inmate movement/activity shall cease when count has been initiated by Central Control. Exception: Emergency medical transports to outside facilities shall not be delayed for the purpose of the count. The staff member escorting the inmate shall confirm with control the inmate's name, CDC number, and housing.

The Strategic Offender Management System (SOMS) automated count process shall be used to:

- Submit tentative out count rosters to Central Control.
- Submit actual positive count totals to Central Control.
- Submit actual negative count totals to Central Control.
- Compile, record, reconcile, clear, and document all Institution counts.
- Print Shift Count Packages for the Central Control Sergeant's and the Watch Commander's signatures.

Individual count totals conveyed to Central Control shall correspond with Central Control's Master Count Record.

52020.4.1 Frequency of Counts

The frequency of institution/facility counts shall be determined by the Standard Count Schedule. All institutions/facilities shall make every effort to adhere to the Standard Count Schedule. This is based on the security needs of the individual institutions/facilities and custody designations of assigned inmates. Staff shall ensure that inmate activities are not scheduled to conflict with institution/facility counts.

Standard Count Schedule

<u>Mandated Times</u>	<u>Type of Count</u>
0030/0100	Positive Count.
0230/0300	Negative Count.
0430/0500	Positive Count.
1100/1200*	Close A Custody Count, Minimum Support Facility and Community Work Crew Count.
1600/1700	Positive Count.
2100/2300	Positive Count.

*This count does not include all inmates housed at the institution/facility; therefore, it is not inclusive of the four required counts.

52020.4.2 Method of Count

The count shall be performed by the physical observation of each inmate at his/her assigned housing unit or out counting of inmates at his/her specified work/activity location. Supervisors shall track inmates absent from their assignments. After the count is completed, it shall be entered in the Watch Commander's Daily Activity Log.

52020.4.3 Camps' Count Policy

There shall be at least four formal camp counts of all inmates in each 24-hour period.

Inmates shall be counted upon mounting and dismounting vehicles, and going to and returning from any place outside the camp or facility. Agency crew foremen shall make counts of inmates in their custody at frequent intervals, and shall count the inmates before leaving camp and upon returning to camp. Counts are required at least once during the morning, lunch time, between lunch, and the end of the work day, departure from the work area, and at other times recommended by the Camp Commander.

Emergency counts may be necessary at any time to determine if there has been an escape or to identify an escapee(s).

52020.5 Positive Count

A positive count is the actual number of inmates that each respective staff member has counted and reported to Central Control. (*Note:* A positive/physical count means to count a living, breathing person and physically see that person.)

The positive count shall be submitted to Central Control using the SOMS automated count process and is automatically populated with the date, time, and the name of the staff member who is logged into the SOMS application. The count total and name of the person who actually conducted the positive count must be entered at the time of submission.

As directed by Central Control for the purpose of verifying unit positive counts, a vacant bed count may be requested.

If Central Control receives an incorrect positive count, a vacant bed count may be requested from the counting employee.

Upon direction from Central Control to perform a vacant bed count, the officer performing the count shall start with the lowest numbered cell/bed in numerical order, writing down the numbers of each unoccupied bed. Upon completion, the officer shall utilize this list and provide the vacant bed count to Central Control via telephone. Central Control shall substantiate this information, ensure all inaccuracies are corrected, and direct the officer to submit a revised Positive Count into SOMS utilizing the IPTS085D – Re-Enter for Housing Area count screen.

52020.5.1 Standing Count

During the 1600/1700 count, inmates housed in cells shall stand upright at their cell door and shall remain standing until counted by the officer conducting the count.

- Inmates housed in dormitories equipped with double tier bunks shall remain seated on their assigned bunk until the count is completed by the officer.
- In dormitories equipped with triple tier bed/bunks, the inmate assigned to the top tier bunk shall be seated on the top bunk, and the inmates assigned to the bottom and middle tier bunks shall be seated on the fold out stools until the count is completed by the officer.

Disabled inmates shall be reasonably accommodated, dependent on their disability.

52020.5.2 Negative Count

The Negative Count is the actual accounting of all vacant (unoccupied) beds at a given time whether these beds are assigned or not.

Due to double/triple bunking of inmates, it is necessary to ensure that inmates do not interchange their assigned beds. Each institution/facility shall perform a Negative Count at least once each day.

A Negative Count is the recording of all unoccupied beds in a housing unit. These bed numbers shall be submitted via the SOMS automated process utilizing the IPTS015C – Negative Count Worksheet.

52020.5.3 Out Count

To maintain continuity of operations, some inmates may not always be counted in their assigned housing units. These inmates shall be "out counted" by their supervisors and shall remain under direct supervision until the count is cleared.

The SOMS automated count process shall be used to submit tentative out count rosters to Central Control.

When SOMS is not available or the institution's/facility's electrical power fails staff shall manually prepare tentative out count rosters and submit the rosters to Central Control.

The tentative out count roster that is submitted to Central Control shall include cell/bed number, inmate's name and CDC number, and the area where the inmate(s) will be out counted. Staff out counting inmates shall submit their tentative out count roster in SOMS using the automated out count process.

52020.5.4 Close Custody Count

SOMS identifies all inmates designated as Close A custody, and compiles them into the Close Custody Count. The Close Custody Count shall be submitted to Central Control using the SOMS automated count process. Close custody counts shall be conducted utilizing a positive picture identification card to count all inmates classified as Close A custody. When inmates present themselves, staff shall ensure that inmates resemble their picture identification card. In accordance with CCR 3017, all inmates classified as Close A Custody are responsible for reporting to the established location(s) designated by each individual institution/facility.

- Close A Custody inmates shall be counted while they are on work assignments, on recreation time, in housing units, or involved in any other activity. Close A Custody counts shall be scheduled in conformity with DOM 52020.4.1.
- The Watch Commander shall be notified and a search shall be initiated when the Close A Custody Count is not cleared 15 minutes after the count has been announced. If the unaccounted for Close A Custody inmate(s) is not located within 15 minutes of initiation of the search, an emergency recall of all inmates may be instituted by the Watch Commander.

52020.5.5 Informal Count

An informal count is a physical count and positive identification of inmates who are present at their program/work assignments. Informal counts shall be conducted by all employees supervising inmates.

These informal counts shall be completed on an hourly basis. Any discrepancies shall be reported immediately. Informal counts shall be conducted to ensure inmates are present in their assigned areas, such as

housing units, work centers, minimum support facilities, and community work crews.

52020.5.6 Emergency Count

An emergency count shall be conducted to establish whether an escape has occurred, or in the event of an obvious escape (inmate seen climbing security fence, dummy in cell, etc.), to determine the exact identity of the inmate(s) involved. During an emergency count, all inmates shall be returned to their assigned cells/beds.

During business hours, emergency counts shall be approved at a level not less than the Correctional Captain, or in the absence of the Correctional Captain, the Watch Commander. During non business hours, emergency counts shall be approved by the Watch Commander or highest ranking officer on duty.

52020.5.7 Picture Count

When a positive or negative count or recount does not clear, and the identity of the out-of-place or missing inmate(s) cannot be determined, a picture identification of all inmates shall be performed. Since an accurate comparison of each inmate against their inmate identification picture card is a prerequisite for the picture count, an up-to-date picture of all inmates shall be maintained on an inmate picture file. Inmate picture files shall be maintained in Central Control.

Central Control is responsible for ensuring continued maintenance and absolute accuracy of the inmate picture files that are maintained in Central Control. The inmate picture files shall be maintained in a secured location within Central Control as described in Section 52020.6.4.

- During a picture count, a comparison of each inmate against his/her CDC identification card shall be conducted. If an inmate(s) cannot present his/her CDC identification card, the IPTR176 – Inmate by Housing Area report with “Include Inmate Photo” selected that is generated by SOMS can be used for a positive visual identification. In the event that a photo is not available in SOMS, the photo on the Central Control's inmate picture file shall be taken to the housing area and used for a positive visual identification. During a picture count, all inmates' identities and cell/bed numbers shall be compared to the IPTR176 – Inmate by Housing Area report, with “Include Inmate Photo” selected, that is generated by SOMS.

52020.5.8 Limited Visibility Count

When visibility is severely restricted (due to inclement weather conditions) a recall of all inmates shall be initiated and a limited visibility count shall be completed.

During limited visibility count, inmate workers who are on the critical workers list may be out counted. The critical workers list shall be developed by the Facility Captains and reviewed and approved by a designated Associate Warden.

Operations

The Watch Commander shall initiate limited visibility operations whenever severely reduced visibility conditions exist, which afford inmates an increased opportunity to escape. Limited visibility operations shall be initiated when the outer perimeter tower posts are unable to see one another clearly and distinctly and shall consist of:

- Initiating and clearing a limited visibility count.
- All inmate movement shall be cleared by the Watch Commander or higher and shall be under direct supervision.
- Continuing indoor programs within the facility.
- Terminating yard exercise and outdoor programs within the security perimeter.
- Posting foot patrols inside the security perimeter with designated safety equipment.
- Posting armed foot/vehicle patrols outside the security perimeter (not authorized at institutions with a lethal electrified fence unless the lethal electrified fence becomes nonoperational).
- On duty staff shall be utilized for posting inside and outside security perimeter patrols.

Institutions with a lethal electrified fence may conduct indoor programs (e.g., academic and vocational programs, industries and maintenance) within the security perimeter.

Institutions without a lethal electrified fence shall conduct programs (e.g., academic and vocational programs, industries and maintenance) in accordance with their limited visibility plans and security requirements.

In the event the lethal electrified fence becomes nonoperational during times of limited visibility, institutions are advised to revert to their operational

procedures, which were utilized prior to the installation and/or activation of the lethal electrified fence.

Removal of Limited Visibility Operations

The Watch Commander shall promptly resume normal institution/facility operations when outer perimeter posts can see one another clearly and distinctly, or when a designated landmark can be seen clearly and distinctly by a designated post.

52020.6 Count Notification

The institution/facility count cannot be cleared until Central Control reconciles the Master Count Sheet.

Inmate movement may resume when the Central Control announces, via the institution/facility public address system or other available means, the institution/facility count is clear.

52020.6.1 Paper Count Slips in place of the SOMS Automated Process

The SOMS automated count process produces electronic count slips that include:

- Date and time of the count.
- Name of the person who is logged into SOMS and submitting the count.
- Count area.
- The reporting employee entered count total.
- The reporting employee entered name of the staff member who conducted the count

This automated process shall be used to submit actual positive and negative count totals to Central Control. These electronic count slips are permanently electronically attached to the completed Count Package.

When SOMS is unavailable or the institution's/facilities electrical power fails, Central Control staff shall conduct count by using a manual process. Facility staff shall prepare paper count slips, and or negative count slips, and submit slips to Central Control.

The count slips used for institution/facility positive counts shall be designed by each institution/facility Central Control to match the standardized SOMS count slip for the individual institution/facility design and be approved by the Correctional Captain. Count slips shall be prepared in blue or black ink and shall include:

- Current date.
- Time count commenced.
- Actual number of inmates counted.
- Housing unit.
- The printed name and signature of the employee who conducted each count.

The negative count slip is a recording of the total number of unoccupied cells/beds counted. In a unit/dorm utilizing double bunks, the following shall be denoted on the count slip, Upper (U) and Lower (L) or Right (R) and Left (L). When housing units utilize triple bunks, the following shall be denoted, Upper (U), Middle (M), and Lower (L). The negative count slip shall be submitted to Central Control and include the following:

- Date and time.
- Negative bed numbers and bed totals.
- Printed name and signature of the staff member conducting the negative count and the responsible Sergeant.

The positive count slips, out count slips, negative count slips, if applicable and adding machine tape shall be secured to the Master Count Sheet as one document and archived for one year unless they reflect evidence of an escape.

If a count slip reflects any kind of alterations, the Central Control shall request the submission of a new count slip.

52020.6.2 Central Control

Central Control shall monitor, reconcile and clear all official institution counts using the SOMS automated count process. They shall maintain a current, accurate record of all inmates to reflect all inmate movement. Once Central Control opens a Shift Count all area counts that are submitted to Central Control shall match the tentative count compiled by SOMS and reflected on the Shift Count.

When SOMS is not available or the institution's/facility's electrical power fails, Central Control shall manually prepare a Master Count Sheet.

- On all watches, Central Control shall log times that official counts are received on a manually prepared Master Count Sheet. They shall maintain a current, accurate record of all inmates to reflect all inmate movement. Once a tentative count (out counts included) is set up, all areas shall match with the Central Control's Master Count.

Central Control Security

Central Control shall be staffed on a 24-hour basis. To prevent unauthorized access, the outer sallyport door shall be mechanically operated from inside Central Control. Once the identity of the person(s) being admitted has been determined and the outer sallyport door is secured, the inner door can be opened manually to allow authorized staff access into Central Control.

Additional Duties/Responsibilities

Central Control duties/responsibilities may also include: monitoring fire and security personal alarm systems; operating electrically controlled doors/gates; monitoring various perimeter mechanical or electrical alarm systems; operating telephone equipment; and storage/issuance of institution/facility keys, radio communication systems, batons, riot helmets, transparent polycaptor riot shields, chemical agents, weapons, and ammunition.

Central Control, on all watches, shall ensure that all information entered into SOMS is accurate by printing a Daily Movement Recap (DMR) report (produced in SOMS) the conclusion of their watch.

Central Control/Subarmory

Emergency weapons, ammunition, and chemical agents assigned to Central Control for storage/issuance purposes must be stored in a secured location in accordance with DOM 55050. If armed tower coverage is not provided, the Central Control staff shall be armed. All weaponry shall be inventoried in accordance with DOM 55050.

Telephone Off Hook Alarm System

The main telephone Off Hook Alarm System (OHAS) is normally located in Central Control. However, institutions/facilities may designate another area to install OHAS. When OHAS is activated, responsible staff shall notify the custody complex and the appropriate supervisory staff. Responsible staff shall maintain an OHAS Log to record all enunciated alarms (when this system is not automated), indicating the following information:

- Date and time of the alarm.
- Location of the alarm.

Each Correctional Captain is responsible for ensuring that a plan exists for appropriate staff response to the area wherever OHAS alarms originate. The plan shall include first and secondary response.

Note: Prior to canceling an OHAS alarm response, a staff member shall account for the staff/inmates assigned to the affected area.

Telephone Security Check Calls

For the purpose of verifying employee alertness and accountability, each Correctional Captain is responsible for designating areas that shall be required to make telephone security check calls each half-hour, commencing at 1930 hours and terminating at 0500 hours. Security Housing Units and Administrative Segregation Units may commence check calls earlier than 1930 hours depending on program needs.

Each institution/facility shall establish a central location that shall receive security check calls and maintain a log to record employees/areas that are designated to make security check calls. The watch office or Watch Commander shall be notified when an employee/area fails to make a security check call.

52020.6.3 Running Count

Central Control, on each watch, shall maintain a running count. The running count shall be manually updated during the shift any time there is a movement in a reportable count area that affects the institution/facility count. The running count shall be verified by cross-checking with the inmate picture file, and the DMR report.

The running count shall continue to be manually maintained, and shall also be used as a manual method of tracking the affect of inmate movement on the institution count as the movement occurs, during the period when SOMS is unavailable or the institution's/facility's electrical power fails.

52020.6.4 Inmate Picture File

Central Control shall maintain an inmate picture file that contains a picture of each inmate and is systematically sorted by the inmate's assigned housing. Central Control shall maintain absolute accuracy of the inmate picture file.

Note: When an inmate requires emergency transport out of the institution/facility (i.e., ambulance) and the inmate's CDC identification card cannot be located, the inmate's picture file maintained in Central Control, or the picture in SOMS may be used to positively identify the inmate and process the inmate out of the institution. Upon completion of the emergency transfer or when the inmate is returned to the institution/facility, Central Control staff shall ensure the inmate's picture file is properly returned/replaced by Receiving and Release.

The picture file shall continue to be manually maintained, and shall also be used as a manual method of tracking the affect of inmate movement on the Facility/Housing Unit counts as the movement occurs, during the period when SOMS is unavailable or the institution's/facility's electrical power fails.

52020.6.5 Inmate Housing Assignment Changes

The SOMS automated Bed Request Batch assignment process shall be used for:

- Submittal of bed assignment requests by the Housing Unit Correctional Officer or higher classification.
- Housing Unit Correctional Lieutenant/Sergeant or higher classification review and recommendation or denial of the bed assignment requests.
- Central Control Sergeant review and approval or denial of the recommended bed assignment requests.
- Monitoring of the approved or denied bed requests and the entering of the completed bed moves by the Housing Unit Correctional Officer or higher classification.

A permanent record of Bed Request Batches is maintained in SOMS for archival purposes.

When SOMS is unavailable or the institution's/facility's electrical power fails all Inmate housing assignment changes shall be accomplished by staff completing a GA Form 154, Inmate Transfer Form, upon approval of Central Control.

Without exception, Central Control shall not accept a GA Form 154 or SOMS Bed Request Batch that has not been signed/approved by the Facility Lieutenant/Sergeant or a higher classification.

The facility Correctional Lieutenant/Sergeant shall check for accuracy of the information prior to signing the manual GA Form 154 or approving the automated SOMS Bed Request Batch.

In the event that a manual GA Form 154 has to be completed, Central Control shall retain the original GA Form 154. The remaining three copies are distributed as follows and retained until entries appear on DMR:

- The duplicate copy shall be retained by the officer assigned to the housing unit from which the inmate(s) was housed.
- The triplicate copy and inmate's picture(s), if applicable, shall be retained by the housing officer assigned to the housing unit to where the inmate(s) will be housed.
- The quadruplicate copy shall be retained by the appropriate facility/program office.

52020.6.6 Inmate Daily Movement Sheet

The DMS is a combination of existing DDPS reports on work assignments, or custody classification changes, and the SOMS generated IPTR151 – DMR report that includes all arrivals, departures, temporary releases, out-to-courts, and family visits during the previous 24-hour period.

To allow for workload impact on assignment operations, DMS shall have an "effective date" listed to reflect the actual date the action is authorized.

For example:

- The inmate DMS is issued on 12-1-97, however, some of the actions are effective on 11-28-97, or will be effective on 12-3-97.
- The date shown in the "effective date" column is the official date of that specific action.
- The inmate DMS shall be completed prior to the conclusion of the first watch. The First Watch Commander shall check the accuracy of information on the DMS, authorize it to be published with their signature, and have sufficient copies distributed to meet the needs and requirements of each institution/facility.

52020.6.7 Housing Roster Report

The SOMS report menu can be used to generate a Housing Roster Report in various formats (i.e., IPTR122 - Housing Area Roster, IPTR176 - Inmates by Housing Area).

52020.7 General Movement

The following subsections provide for the assignment of responsibility to staff, and for the orderly release and return of inmates to/from their housing units or activities. This shall include the use of schedules and master pass lists. If applicable, these procedures shall provide for inmate movement outside normal traffic patterns, during daylight and night-time hours, limited visibility, or lockdown conditions.

All scheduled work/training program releases shall be announced to the general population. Inmate movement to and from assignments shall be supervised along established routes.

Personnel Movement Daylight

Normal staff movement during daylight hours, unless visibility is severely restricted do to inclement weather, does not need to be communicated post to

post. Staff movement to any area, such as rooftops, tunnels, Security Housing Unit perimeter, and security fences shall be cleared by the Watch Commander.

Personnel Movement Night

Normal staff movement during first watch hours shall be communicated from post to post via the telephone, intercom, or two-way radio system in all areas where movement occurs. The methods of communication shall be designated by each individual institution/facility.

For the purposes of institutional safety and security, as well as staff accountability, off duty staff, vendors, and individuals not recognized attempting to enter the secured perimeter shall not be allowed to proceed until approval is obtained from the Watch Commander.

52020.8 Inmate Movement Policy

All uniformed and non-uniformed staff shall account for and ensure that all inmate releases, movement to activities, and return of inmates to the housing units, are approved and regulated by central control under the direction of the Watch Commander.

52020.8.1 Work/Training Call

All scheduled work/training releases established by the institution/facility shall be announced to the general population. Each institution/facility shall establish specific/designated controlled routes for all inmate movement during daylight and darkness hours.

Absent Inmates

The supervising employee receiving inmates into his/her area shall attempt to locate any inmates absent from work, academic, or vocational assignments.

If the inmate is not located within one-half hour, the supervising employee shall report the absence to the Facility/Program Sergeant and Central Control.

Prior to reporting an inmate absent from the work/training assignment, staff shall ensure that the inmate is not listed on the DMR as reassigned, and/or listed on the Master Pass list to report to a scheduled appointment.

Inmate Accountability

Work/training supervisors shall notify the custodial post that governs inmate gate passes, the exact number of inmates received within their areas of responsibility, and the names of the inmates who failed to report.

Work/training supervisors and designated custodial posts that govern inmate gate passes shall attempt to locate any inmate reported absent from their assignments. If the inmate(s) is not located within 30 minutes, the inmate's absence shall be reported to Central Control and the Watch Commander shall be notified.

52020.8.2 Gate Passes

The Inmate Assignment Lieutenant is authorized to issue three different types of gate passes. The gate pass shall identify those inmates, authorized by the classification committees, to work:

- Inside the perimeter fence, which requires inmates to pass through a work change area.
- Outside the perimeter fence of the institution/facility.
- Off institution/facility property.

When the inmate's custody is reduced/increased, the Inmate Assignment Lieutenant shall recall the existing gate pass and issue a new gate pass.

Gate Pass Security

Gate passes shall be secured in a metal box with a locking device. The gate pass box shall be divided into "in" and "out" sections. The gate passes shall be moved to the appropriate in or out sections of the box and shall immediately be moved when an inmate enters or exits the gate that controls gate passes. The gate officer shall keep the box locked, and shall not allow inmates to have access at any time.

Work Change Gate Pass

Work change gate passes shall be printed on "White" paper and shall contain the following information:

- Labeled with the work change gate's name or number.
- Assigned a sequential number.
- Inmate's photo, name, and CDC number.
- Inmate's assigned housing (pencil).
- Inmates custody, work/academic assignment, and activity restriction.
- Effective date, Regular Days Off, and scheduled hours of work.
- Signature of Inmate Assignment Lieutenant.

Outside Perimeter Fence Gate Pass

Outside institution/facility perimeter fence gate passes shall be printed on "Blue" paper, laminated, and in addition to the information required for the work change passes contain the following:

- Signature of Correctional Captain.
- Embossed.

Off Institution/Facility Property Gate Pass

Off institution/facility property gate passes shall be printed on "Green" paper, laminated, and contain the same information that is required for outside perimeter fence gate passes.

52020.8.3 Gate Pass Embossing Stamp

The Correctional Captain/Facility Captain shall obtain and maintain sole custody of an embossing stamp of unique design at all times. To authenticate gate passes, the Correctional Captain's/Facility Captain's signature and embossing stamp shall be affixed to all gate passes, except work change gate passes.

52020.8.4 Emergency Rescinding of Gate Passes

The Watch Commander, Facility Lieutenant, Inmate Assignment Lieutenant, or higher authority shall rescind a gate pass when the inmate demonstrates and/or disrupts an operation, or evidence indicates an inmate may attempt to escape.

The rescinding of a gate pass shall be appropriately documented (CDC Form 115, Report of Rules Violation, CDC Form 128B, Chrono-General, memorandum, etc.).

- Gate passes shall be rescinded upon receipt of a felony arrest hold or detainer, or when an inmate is pending adverse classification committee review.

52020.8.5 Master Pass List

Scheduled individual inmate movement shall be arranged by submitting a request to the Inmate Assignment Lieutenant's office one day preceding the effective day by the institutional established time.

A Master Pass List shall be prepared, audited, signed, and published from these requests by the Inmate Assignment Lieutenant.

52020.8.6 CDC Form 129, Inmate Pass

Staff shall ensure that all inmates listed on the master pass list receive a CDC Form 129, Inmate Pass. This pass shall be issued to individual inmates to authorize movement to specified locations at designated times.

Each institution/facility shall develop precautionary procedures to ensure blank CDC Form 129s are secured in areas not accessible to inmates.

Issuance to Inmates

CDC Form 129s shall be issued to inmates by housing unit staff by 2200 hours the day prior to the effective date on the pass. The CDC Form 129 shall contain the following information:

- Inmate's name and CDC number.
- Inmate's assigned housing.
- Date scheduled.
- Time scheduled.
- The destination.
- The arrival and departure time.
- The reason for the pass.

All non-priority pass forms shall be printed on plain white paper.

When unscheduled inmate movement is necessary, staff shall issue inmates a CDC Form 129 prior to allowing inmates to proceed without staff escort (i.e., medical/dental, authorized attorney visit, disciplinary hearing, or to complete Receiving & Release necessities, etc.). Staff shall call to inform other staff if an inmate(s) is expected to arrive at their location.

Scheduling Priority Appointments

Except for emergencies, medical services, and casework needs (priority ducats) passes shall not be scheduled during work/program hours. Pass scheduling shall comply with the work incentive law.

- When it is necessary to make casework contacts during an inmate's work hours, a "Priority Ducat Request" shall be initiated including only those inmates who will be on scheduled work assignments. This shall be done separately from nonpriority request.
- The priority request shall require either the approval of the chairperson of a properly constituted classification committee, or the approval of the originator's immediate supervisor. All priority passes shall be

distinguished in accordance with DOM 53130.9.2, Priority Ducat System.

52020.8.7 Movement During Nonworking Hours

Inmates may participate in leisure activities during nonworking hours. Participation is based upon the inmate's privilege group. Movement to inmate activities shall be coordinated by the Watch Commander. Nonworking hour's activities include, but are not limited to, the following:

- Self-help groups.
- Recreational functions.
- Library.
- Canteen.
- Hobby programs.
- Entertainment from the outside community.

52020.8.8 Lockdown Movement

All movement of inmates during a lockdown shall be coordinated by the Watch Commander. Movement shall be restricted to those inmates cleared to perform essential or emergency services. Inmate movement shall be under direct staff supervision and/or escort.

Feeding

If controlled feeding is initiated during lockdown conditions, inmates shall be released in small manageable groups and shall be under constant supervision to and from dining halls.

Medical Appointments or Care

Inmates who require medical care, or have scheduled medical appointments, shall be under direct staff supervision and/or escort.

Daily Procedures

Daily institution/facility procedures governing movement of staff and inmates during lockdown conditions shall be published and distributed to all affected areas.

52020.8.9 Controlled Movement/Close Custody Movement

Inmates, designated as close custody, shall be supervised in accordance with CCR 3377.1.

Inmate Escorts

Inmate escorts shall be conducted as security and custody classification dictate. The following are examples to be used as guidelines for escorting inmates:

- The escorting staff member should be approximately 12 to 18 inches diagonally behind the inmate or inmates.
- The inmate may be in restraints (depending on custody classification and behavior).
- The escorting staff member may hold on to the restraints of the inmate (depending on the inmate's behavior or history of behavior).
- The escorting staff member may draw his/her baton for escorting restrained inmates in a general population setting if the staff member deems it necessary.
- For mass escorts, the first escorting staff member should be positioned beside the inmates being escorted, while the second escorting staff member is positioned 12 to 18 inches diagonally behind the last inmate being escorted.

52020.9 Revision

The Director, DAI, or designee shall ensure the contents of this Section are reviewed annually and make changes as necessary.

52020.10 References

PC § 2079.

CCR § 3274.

ACA § 2-4181, 2-4182, and 2-4183.

ARTICLE 17 — CONTROL OF DANGEROUS AND TOXIC SUBSTANCES

Effective September 8, 1989

52030.1 Policy

All units of the Department shall meet or exceed the requirements of all rules, regulations and laws applicable to identification, training, use, storage, handling and disposal of hazardous, toxic, volatile, caustic and flammable substances; including those established in the Guidelines for the Control and use of Flammable, Toxic and Caustic Substances, and the Hazardous Substances Information and Training Act, LC, Division 5, Chapter 2.5.

The Department shall provide a working and living area that is as free as possible from unsafe and unhealthy exposure which could lead to personal injury or illness.

52030.2 Purpose

This procedure shall establish a method for the identification, receipt, training, issue, handling (or use), inventory and disposal of hazardous substances, which is in compliance with all federal, state, and local laws or ordinances.

52030.3 Definitions

The following sections shall define language usage in this section.

52030.3.1 Access

The right and opportunity to examine and/or copy.

52030.3.2 Legislative Act

Hazardous Substances Information and Training Act, Chapter 2.5 commencing with § 6360 of Part 1 of Division 5 of the LC.

52030.3.3 Acute Health Effects

Health effects which are manifested immediately or shortly after, and as a result of, an exposure to a hazardous substance.

52030.3.4 Analysis Using Exposure or Medical Records

Any compilation of data, or any research, statistic or other study based at least in part on information collected from health insurance claims records, provided that either the analysis has been reported to the employer or no further work is currently being done by the person responsible for preparing the analysis.

52030.3.5 Chemical Abstract Service (CAS) Number

The unique identification number assigned by the Chemical Abstract Service (CAS) to specific chemical substances.

52030.3.6 Caustic

A substance that can burn, eat away, or destroy man-made materials and animal tissue by chemical action; corrosive.

52030.3.7 Chemical Name

The scientific designation of a substance in accordance with the nomenclature system developed by the International Union of Pure and Applied Chemistry or the system developed by the Chemical Abstracts Service.

52030.3.8 Common Name

Any designation or identification such as code name, code number, trade name, or brand name used to identify a substance other than by its chemical name.

52030.3.9 Designated Representative

Any individual or organization to whom an employee gives written authorization to exercise a right of access shall be treated as the employee's designated representative for the purpose of access to his/her exposure records.

52030.3.10 Employee

A current employee, a former employee, or an employee being assigned or transferred to work where there will be exposure to toxic substances or harmful physical agents. Also, a deceased or legally incapacitated employee's legal representative may exercise all of the employee's rights under this interpretation.

52030.3.11 Emergency

Includes, and is not limited to, equipment failure, rupture of containers, or failure of control equipment, which could or does result in a release of a hazardous substance in the work place.

52030.3.12 Employee Exposure Records

A record containing any of the following kinds of information about employee exposure to toxic, hazardous substances.

- Environmental monitoring or measuring, including person, area, grab, wipe, or other form of sampling; as well as related collection and analytical methodologies, calculations, and other background data relevant to interpretation of the results obtained.
- Biological monitoring results which directly assess the absorption of a substance or agent by body systems (e.g., the level of chemical in the blood, urine, breath, hair, fingernails, etc.) but not including results which assess the biological effect of a substance or agent.
- Material Safety Data Sheets, (MSDS).
- In the absence of the above, any other record which reveals the identity; e.g., chemical, common, or trade name of a toxic substance or harmful physical agent.

52030.3.13 Employee Medical Record

A record concerning the health status of an employee which is made or maintained by a physician, technician, or other health care personnel.

- Employee medical record includes:
- Medical and employment questionnaires or histories (including job description and occupational exposures).
- The results of medical examinations (pre-employment, pre-assignment, periodic, or episodic) and laboratory tests (including x-ray examinations and all biological monitoring).
- Medical opinions, diagnoses, progress notes, and recommendations.
- Descriptions of treatments and prescriptions.
- Employee medical complaints.
- Employee medical record does not include:
- Physical specimens; e.g., blood or urine samples which are routinely discarded as a part of normal medical practice and are not required to be maintained by other legal requirements.
- Records concerning health insurance claims if maintained separately from the employer's medical program and its records, and not accessible to the employer by employee name or other direct personal identifier; e.g., social security number, payroll number, etc.
- Records concerning voluntary EAPs (alcohol, drug abuse, or personal counseling programs) if maintained separately from the employer's medical program and its records.

52030.3.14 Employer

A current employer, a former employer, or a successor employer.

52030.3.15 Expose or Exposure

Any situation arising from a work operation where a person may ingest, inhale, absorb through the skin or eyes, or otherwise come into contact with a hazardous substance; provided that such contact shall not be deemed to constitute exposure if the hazardous substance present is in a physical state, volume, or concentration for which it has been determined that there is no valid and substantial evidence that any adverse effect, acute or chronic, on human health may occur from such contact.

52030.3.16 Hazardous Substance

Any substance included in the list of hazardous substances prepared by the Director, DIR, pursuant to LC 6382 printed by the Division of Occupational Safety and Health, August, 1986.

52030.3.17 Impurity

A hazardous substance which is unintentionally present with another substance or mixture.

52030.3.18 Material Safety Data Sheet (MSDS)

A document which supplies information about a particular hazardous substance or mixture, as required by LC 6390. A label in 8-point or larger type, prepared pursuant to LC 6390, shall constitute a MSDS for the purposes of this section.

52030.3.19 Manufacturer

A person or company who produces, synthesizes, extracts or otherwise makes a hazardous substance.

52030.3.20 Mixtures

Any solution or intimate admixture of two or more substances which do not react chemically with each other, at least one of which is a hazardous substance and constitutes one percent or more of the mixture or exists as an impurity and constitutes two percent or more of the mixture, unless specified at different concentrations by the Director, DIR, pursuant to LC 6383.

52030.3.21 Record

Any item, collection, or grouping of information regardless of the form or process by which it is maintained (e.g., paper document, microfiche or microfilm, x-ray film, or automated data processing).

52030.3.22 Specific Written Consent

A written authorization containing the following:

- The name and signature of the person authorizing the release of information.
- The date of the written authorization.
- The name of the individual or organization that is authorized to release the medical information.
- The name of the designated representative (individual or organization) that is authorized to receive the released information.

- A general description of the medical information that is authorized to be released and purpose of release.
- A date or condition upon which the written authorization shall expire (if less than one year).

A written authorization does not authorize the release of medical information not in existence on the date of written authorization, unless this is expressly authorized, and is not in effect for more than one year from the date of written authorization. A written authorization may be revoked in writing at any time.

52030.4 Responsibility**Warden**

The Warden shall monitor the supervision and control of dangerous and/or toxic substances. Wardens shall ensure that adherence to the methods and procedures described in this plan are followed.

52030.4.1 Department Heads and Supervisors

Revised August 18, 1992

Department heads and supervisors shall monitor daily compliance with this procedure in the areas of their responsibilities.

All supervisors shall:

- Control the use of all known hazardous, toxic, volatile, flammable and caustic substances within their jurisdiction.
- Maintain a completed MSDS and CDC Form 964, Operational Control Sheet of Hazardous, Toxic, Volatile Substances, for each such substance used in the work area.
- Inform employees and inmates of the right to personally receive information regarding hazardous substances to which they may be exposed in accordance with the CCR (8) 5194 (d) (6).
- Maintain a constant daily inventory of all hazardous substances used or stored within the work area. Inventory lists shall be kept in a place inaccessible to inmates and separate from where items are stored.
- Provide on request of an employee, inmate or their representative, a copy of the MSDS for each substance used in the work area.
- Notify employees of hazardous substances present in the work area prior to the job assignment. Such notification shall consist of the following:
 - A prominently posted list of hazardous substances. The list shall indicate the manner in which the appropriate MSDSs are available as well as access to medical exposure records.
 - Prominently displayed binders containing the appropriate MSDSs, provided that the number and location of binders are sufficient to give reasonable notice to all affected staff.
 - Any other method of written notice listing the hazardous substances in the work area and the availability of MSDSs at the work site.

Training

Each work area supervisor shall ensure that every person required to work with or use a hazardous, toxic, volatile substance is appropriately trained in the safeguards and emergency procedures prior to being assigned to work with the substance(s).

- Training shall be provided by the supervisor from information on the MSDS.
- OJT, in the form of weekly safety meetings with instruction on specific job tasks, shall be documented indicating the date provided, the name of attendees, subject covered, and any additional materials or information supplied.
- Classroom and/or specialized training shall be provided to staff and inmates pertaining to substances where OJT is not adequate.
- Training records shall be maintained by the supervisor of the work area with a copy to the employee or inmate's file and a copy to the IST officer (staff employees).
- Employees or inmates who have not received appropriate training shall not be allowed to work with the substance until such time as the appropriate training is completed.

Provide appropriate training on the hazardous substances used within the work area prior to using the substances. Training shall consist of:

- Any health hazards associated with the use of the substance or mixture.
- Necessary precautions for handling to prevent or minimize exposure to the hazardous substance.

- Proper use and care of protective clothing and apparatus necessary for handling hazardous substances.
- Emergency procedures for spills, fire, disposal, and first-aid.

Provide written information or training programs for understanding the MSDS.

- Furnish employees and inmates exposed to a hazardous substance with information on the contents of the substance, as stated on the MSDS for that substance.

52030.4.2 Warehouse Manager/Supervisor

All deliveries of hazardous, toxic, volatile, flammable, or caustic substances from a vendor shall be made directly to the institution warehouse. Warehouse staff are responsible for the proper receipt, labeling, and storage of such substances as provided in this section.

Upon receipt of any substance listed above, warehouse staff shall immediately check the substance against the purchase order to ensure receipt of the correct material and amount. The material must be appropriately marked to identify the substance(s) and any related hazards. Containers not so marked will not be accepted by the warehouse staff.

The warehouse supervisor/manager shall:

- Ensure that each container is labeled according to the National Fire Protection Association (NFPA) guidelines .
- Ensure that a properly completed MSDS is on file for the substance(s) as soon as possible. Documentation on requests for MSDS's should be maintained for any follow-up action as necessary. Specific instructions for acquiring a MSDS can be found in General Industry Safety Order (GISO) 5194.

Inventory Sheet

Develop or initiate the completion of an inventory sheet for each hazardous, toxic, volatile, etc., substance received. The following information must be included on the inventory sheet:

- Date received.
- Substance/material received (common name or brand name).
- Quantity received.
- Purchase Order (PO) number, sub-PO number or requisition number.
- Person receiving substance.
- Date substance(s) dispensed (whole or part).
- Quantity dispenses (pint(s), gallon(s), etc).
- Person dispensing.

52030.4.3 Storage

Ensure that all substances are stored in their original containers or a regulation approved container for the specific substance. All containers shall be appropriately labeled with the name of the substance(s) or mixture contained in it. Color coding shall be used to identify the hazard of the mixture, as appropriate.

Materials received from the vendor shall be immediately stored in a locked "hot room" in the warehouse complex or other designated location specifically constructed for this purpose. (Empty or unused areas in the warehouse will not be used to store these substances.)

Bulk quantities of selected flammable and corrosive substances shall be stored in the warehouse's "special structure room" designated for these substances.

- Oxidizing agents shall be separated in storage from flammable or combustible materials and from mineral acids (GISO 5179).
- Substances which, when mixed react violently, or evolve toxic vapors or gasses, or which in combination become hazardous by reason of toxicity, oxidizing power, flammability, explosiveness, or other properties, shall be separated from each other in storage by distance, partitions, or otherwise so as to preclude accidental contact between them (GISO 5184).
- Special precautions shall be exercised to ensure that these substances are never stored with food items.

Gas Cylinders

All compressed gas cylinders, full or empty, shall be equipped with safety caps and chained to the storage racks provided for this purpose in the warehouse.

- All gas cylinders, full or empty, on the work site must be secured in such a manner as to prevent their being dropped or knocked over.

- All gas cylinders shall be marked so as to identify clearly the substance contained in them.

52030.4.4 Containers

All containers shall be clearly marked to identify the substances contained therein. No container shall be used for a substance for which the container is not approved.

- Any containers with unidentified substances shall be reported to the fire chief. Steps shall be taken within 24 hours to have contents identified. If the discovery was during non-business hours, steps for identification shall be the following work day.
- Strict adherence to all laws and regulations pertaining to the storage and handling of hazardous, toxic, volatile, flammable and caustic substances shall be maintained at all times.
- Warehouse staff shall be appropriately trained in the storage and handling of all substances contained in the warehouse.

52030.4.5 Dispensing

All substances shall be dispensed in their original containers when possible. If smaller amounts are requested, only containers approved for the substances being dispensed shall be used.

The warehouse supervisor/manager shall dispense only the amount of the substance indicated on the written request. Only the minimum amount needed for the specific job shall be requested.

The warehouse supervisor/manager shall distribute copies of appropriate MSDS's for each substance dispensed, to the appropriate supervisor requesting the substance. If a prior MSDS for the substance has been forwarded to the supervisor requesting the substance, a new MSDS shall not be forwarded unless new information has been received on that substance.

Whenever a new MSDS is received in the warehouse for any substance which previously had a MSDS, the warehouse supervisor/manager shall inform users of the substances of any new information by transmittal of a copy of the new MSDS.

Unused supplies of substances shall be returned to the warehouse for proper storage, unless it is controllable in the work area in a secure, locked room appropriate for the substance(s) involved.

All substances received or dispensed from the warehouse shall be immediately documented on the appropriate inventory form for that substance.

52030.4.6 Audits

Monthly audits shall be performed by the warehouse supervisor/manager to ensure compliance to inventory documentation, dispensing of hazardous substances, etc. Copies of inventory audits shall be maintained until disposal and/or depletion of the hazardous substance, or for a period of two years.

Under no circumstances shall any inmate have access to the "hot room", inventory logs, master lists of substances, or keys to any locked area containing hazardous, toxic, volatile, flammable or caustic substances.

The warehouse supervisor/manager shall ensure the proper distribution of supplies and substances from the warehouse.

Requests for any substances covered by this procedure shall be forwarded to the warehouse supervisor/manager in writing indicating who is requesting, the substance requested, the amount, and when needed.

The warehouse supervisor/manager shall maintain an accurate inventory of all substances in the warehouse. They shall maintain a master list of all substances, with copies of applicable MSDS's, in a locked (or secure) area separate from where the substances are stored.

CDC Form 964

A CDC Form 964, Operational Control Sheet of Hazardous, Toxic, Volatile Substances, "Operational Control Sheet of Hazardous, Toxic, Volatile Substances", shall be completed indicating all the substances located in the warehouse. Copies of the MSDS for each substance shall be attached to the completed CDC Form 964. One set of copies of the CDC Form 964 and the attached MSDS shall be forwarded to the institution fire chief for their use in the event of a fire or other emergency.

- Perpetual (daily) inventories shall be maintained on all hazardous, toxic, volatile, flammable and caustic substances.
- The warehouse supervisor/manager shall maintain an inventory sheet (log) on each substance.
- Documentation shall be appropriately entered on the log/form for the particular substance each time a portion is issued.

- If a new substance is received in the warehouse, an updated copy of the CDC Form 964 and the applicable MSDS shall be forwarded to the fire chief immediately.

52030.4.7 Fire Chief

The fire chief shall ensure that each work area using hazardous substances has an appropriate storage area for all substances used in the work area. The storage area shall be safe, secure, and inaccessible to inmates. Strict attention shall be paid to the proper methods for storage of different substances.

Fire chiefs shall monitor the supervision and control of dangerous and toxic substances at their assigned institution. Strict adherence to the methods and procedures described in this plan shall be maintained. The fire chief shall also:

- Control the use of all known hazardous, toxic, volatile, flammable, and caustic substances within their jurisdiction.
- Ensure that staff required to implement or participate in the implementation of this procedure are made familiar with its contents.
- In the event of a "spill" of dangerous or toxic substance take charge of evacuation from the area and notify as soon as possible all agencies required by law i.e.; EPA, Department of Health and Water Quality Control Board.
- File required reports in compliance with federal, state, and local laws.

52030.4.8 Employees

Department employees and inmates who work with hazardous substances shall be familiar with this procedure and shall observe all safety precautions including, but not limited to:

- In the event of a major spill or release of toxic or hazardous substances, the institution fire department shall be immediately notified for emergency response.
- Reporting any loss or misuse of hazardous, toxic, volatile, flammable, and caustic substances to the immediate supervisor of the area where the loss or misuse occurred.
- Wearing and using appropriate personal protective apparatus as required for use with the substance(s).
- Immediately reporting any exposure to a hazardous substance to the supervisor in charge, and taking appropriate action to prevent further exposure to themselves or others. This may include appropriate medical follow-up.
- No substance covered by this procedure shall be dispensed to inmates without direct supervision of staff. An exception may be made in the authorized use of gasoline (i.e., service stations, garages, lawn mowers, etc.).

If appropriate secure storage areas are not available in the work area for unused substances at the end of the work day, the remaining substances shall be returned to the warehouse for proper storage.

52030.4.9 Asbestos and PCB's

All incidents involving asbestos or possible presence of polychlorinated biphenyl (PCB's) shall be reported immediately to the fire chief and the chief of plant operations (CPO).

The CPO and/or fire chief shall inspect or cause to be inspected the area of concern to determine if immediate action is warranted.

If the substance's presence creates an immediate danger the CPO shall notify the Associate Warden, Business Services who shall notify any and all agencies required by law.

The CPO shall take all necessary actions, including replacement or repair of contaminated material or equipment. All persons shall be evacuated from contaminated areas if warranted.

52030.5 Hazardous Waste

Unstable or unusable substances shall be removed and disposed of in a safe and healthful manner which complies with all federal, state, and local laws. The institution fire chief shall be contacted to provide for the proper disposal of hazardous waste.

Disposal Reports

A report of the tonnage of hazardous and extremely hazardous waste disposed of, both on-site and off-site, for each calendar quarter is required by the State BOE, Department of Business Taxes. The fire chief shall compile these reports.

- By the tenth of the month following the end of each calendar quarter, the fire chief shall submit a completed report indicating the amount of waste disposed of in the preceding quarter.

- Copies of each transporting manifest shall be attached to the Hazardous Waste Tax Return, and copies of the entire package forwarded to the Health and Safety Office, Central Office.
- Failure to complete the above forms in the time designated shall result in a penalty tax and interest being imposed by the State BOE. Therefore, the above reports shall be completed in a timely manner in order to ensure receipt in the Health and Safety Office not later than the tenth of the month following the end of each calendar quarter.
- It is imperative that all staff needing substances disposed of contact the fire chief so that accurate coordination and collection of data can be completed.

A contract for hazardous waste disposal shall be arranged with a licensed, approved hazardous waste transporter (Business Services has a list) to eliminate the possibility of improper disposal and subsequent liability to the Department or institution.

52030.6 Inspections

Ongoing inspections shall be performed by the following staff at the frequency indicated:

Daily

Daily inspections for fire and life safety, including proper supervision of hazardous substances, shall be performed by supervisors of each work and living area.

Weekly

Weekly inspections shall be performed by supervisors for fire and life safety, with documentation made of findings.

Monthly

Monthly fire and life safety and health inspections shall be performed by the fire chief and CMO or their trained designee(s). Reports of deficiencies shall be made and copies sent to the safety coordinator, the Warden and the area supervisor where the deficiencies are noted. Inspections shall also include spot checking for training of employees, safety meeting minutes, proper containment and use of hazardous substances, etc.

- Deficiencies shall be corrected within a reasonable time, dependent upon the nature of deficiency.
- All work procedures shall be performed in a healthy and safe manner.

Quarterly

Quarterly inspections shall be conducted by the fire chief or their designee for fire and life safety with findings documented and reports sent to the Warden. Inventories of substances used in the work area shall be noted in addition to the deficiencies mentioned above.

Annual

Annual State Fire Marshall and DHS inspections shall be conducted with the attendance of the fire chief and work or living area supervisor for the area being inspected. Complete cooperation shall be given to assist in a positive, thorough inspection.

- State Fire Marshall (SFM) reports and Environmental Health Survey reports (EHS) shall be forwarded to:
- Warden.
- Associate Warden, Business Services.
- Chief of Plant Operations.
- CMO.
- Institution Safety Coordinator.
- Deputy Director, Institutions.
- Deputy Director, Administrative Services.
- Chief, PFAB.
- Health and Safety Officer, Central Office.

52030.6.1 Plan of Correction

The Warden shall forward a Corrective Action Plan to the Health and Safety Officer, Central Office, within 30 days (45 days for camps) indicating action planned to eliminate deficiencies noted in the SFM and EHS reports. This plan shall include:

- The nature of the problem.
- The method identified to resolve the problem.
- Expected date of completion.
- List staff members responsible for resolution.
- If problem cannot be corrected within 30 days, the reasons and expectation of when it will be corrected.

- The name and title of person preparing the plan of correction.

52030.7 Substance Misuse or Loss

Upon discovery that a hazardous substance material has been lost, stolen, or misused, the discovering staff person shall immediately notify the institution watch commander and the safety coordinator. A written follow-up shall be submitted within 24 hours indicating all the information (facts) of the incident. Discovery could be through an inventory or any method that identifies misuse of a substance.

The watch commander and safety coordinator shall take action appropriate to the immediate need of the situation (lost, stolen, or misuse). If the substance involved could pose a potential serious threat to the life, safety, and/or security of the institution, immediate action shall be taken.

- Under no circumstance, shall loss or misuse of hazardous substances be ignored.

A written report shall be submitted to the responsible unit captain and Associate Warden to facilitate a review of the operation in the area and take appropriate action to prevent recurrence.

52030.8 Hazardous Substance Exposure Records

Employee hazardous substance exposure records shall be kept in the employee's workers' compensation file, with a copy to the employee's personnel file. A separate envelope marked "Hazardous Substance Exposure Medical File" shall be red-tagged for easy identification.

- Upon employee transfer, staff exposure records shall be maintained and transferred to each successive institution and shall be forwarded to the SRC when employment is terminated.
- A permanent record shall be kept indicating any/all records forwarded to the SRC (the name of the employee and the date the records were forwarded).

Inmate hazardous substance exposure records shall be kept in the inmate's medical file. A separate envelope marked "Hazardous Substance Exposure Medical File" shall be red-tagged for easy identification.

Inmate exposure records shall be transferred to each successive institution and shall be maintained and forwarded to the SRC when incarceration is terminated (discharged or deceased).

A permanent record (the name and institution number of the inmate and date records were forwarded) shall be kept indicating records were forwarded to the SRC.

Both staff and inmate exposure records shall be maintained and preserved for at least 30 years post-employment or discharge from the Department.

52030.9 General Industry Safety Order (GISO) 3204

State Compensation Insurance Form (SCIF) 3067 generated as a result of a hazardous substance exposure shall be stamped with red lettering in the upper right-hand corner "Hazardous Substance Exposure." This will allow for easy identification to the SCIF adjusters and their legal staff to ensure that these records shall not be destroyed.

Employees or their representatives requesting copies of any exposure medical records shall comply with the guidelines of GISO 3204. Employees shall first complete a CDC Form 965, Authorization for the Release of All Substance(s) Exposure and Medical Records.

Supervisors shall complete SCIF Form 3067 to report any employee exposures to hazardous, toxic, volatile or caustic substances.

52030.10 Revisions

The Deputy Director, Institutions Division, or designee shall ensure that the contents of this section is current.

52030.11 References

CCR (15) §§ 3270 and 3303(b).

CCR (8) General Industry Safety Orders.

LC, Division 5, Chapter 25.

ACA Standards 2-4167, 2-4175, 2-4190, 2-4340 and 2-4416.

National Fire Protection Association (NFPA).

National Safety Council (NSC).

ARTICLE 18 — TOOL CONTROL

Effective December 27, 1989

52040.1 Policy

Pursuant to the Penal Code, The Director has established a system for uniform tool control and prevention of unauthorized or improper use of tools.

52040.2 Purpose

To provide control and accountability for those tools and equipment items that pose a threat to persons or to the physical security of the institution.

52040.3 Responsibilities

Supervisors and managers shall monitor the control and inventory of tools in their respective department/area/unit.

52040.3.1 All Staff

All staff supervising inmates shall instruct inmates in the control and the proper usage of the tools.

52040.4 Tool Classification

All tools, instruments, implements, utensils, appliances, or devices used in performing work shall be classified into various tool groups.

52040.4.1 Critical Tools

Revised April 29, 1991

Critical tools include all tools that are extremely hazardous when uncontrolled, i.e., hacksaws and blades, cutting torches, large pipe wrenches, all types of knives, bolt cutters, axes, or any additional tools which work supervisors and instructors or the captain feel are dangerous to institution security or inmates' well being. Tools in this category shall be coded and marked to conform with DOM 52040.5.

Escape Priority Tools

- Inmates using escape priority tools shall require direct staff supervision while working within a secure perimeter. Inmates assigned to minimum security work crews, off reservation work details (ORWD), camp programs, or parole work furlough programs, do not necessarily require direct and constant supervision during the performance of their work assignments. Examples of escape tools include, but are not limited to, the following:

- Bolt Cutters.
- Oxy-acetylene equipment.
- Hacksaws.
- Ropes.
- Ladders (over six feet in height).
- Portable scaffolds.
- Pipecutters.
- Files.
- Block and tackles.
- Pneumatic jackhammers.
- Metal cutting equipment.
- Security screwdrivers.
- Security wrenches.
- Security torx bits and hex bits.
- Sheet metal shears.

Dangerous Tools

- Dangerous tools may be utilized without direct staff supervision. Some examples of dangerous tools include, but are not limited to, the following:

- Knives.
- Hatchets.
- Axes.
- Chisels.
- Hammers.
- Screwdrivers.
- Punches.
- Scribes.
- All sharp pointed tools.
- Scrapers.
- Loppers.
- Diagonal pliers.
- Electrician's pliers.
- Side cutters.

52040.4.2 Non-Critical Tools

Tools not included in DOM 52040.4.1 are not normally classified as critical tools; however, the work supervisor may request a critical tool classification

through the work supervisor's supervisor and captain. Examples of non-critical tools include, but are not limited to, the following:

- Lawn mower.
- Lawn rakes.
- Small open and closed wrenches.
- Long-handled gardening tools.
- Electrical testing equipment.

52040.4.3 Power Tools Grinders

Electrical, pneumatic and bench grinders shall have locking devices installed covering the grinding wheel as well as the switch or control, so that they cannot be operated except under direct supervision of staff. Grinders shall be locked when not in use. The work supervisor may request their supervisor, captain or higher authority to designate other power equipment to operate as stated.

Other Power Tools

Other power tools may be used without direct supervision. Examples are:

- Barber equipment.
- Drills, electric 1/4" and 3/8".
- Router.
- Vibrator sander.
- Belt sander.
- Skill-saw (wood cutting blade only).
- Roto-hammer, with fastener attachment for red-head anchor.
- Electric power snake (plumbing).
- Airless paint sprayer.
- Pipe cutters, 2 1/2" max.

52040.4.4 Emergency Tools

Tools for use by inmate electricians, plumbers, and other inmate tradesmen which may be needed at night or at other times when shops are closed shall be kept locked in boxes in locations designated by the Chief of Plant Operations and approved by the captain of the facility involved.

52040.4.5 Hobby Shop Tools

Hobby shop hand tools owned by inmates shall be marked with the inmate's name and number before being issued to inmates for hobby shop use. State-owned tools shall be controlled by the above-stated procedure. The hobby shop supervisor shall not issue tools defined as "critical" for in-cell use. Replacement stock shall be obtained from outside vendors.

Note: Each facility administrator/captain, with the hobby shop supervisor, shall approve/disapprove hobby tools based on risk or threat to the security of the institution.

52040.5 Tool Identification System

Each institution shall design a tool identification system, inscription/scribe code, to identify tools from various parts of an institution and to identify tools assigned to particular areas of responsibility. The identification of tools shall assist staff in returning lost or stolen tools to their proper area and identify inmate(s) in the event tools are used to effect an escape or used in a felony crime.

52040.6 Tool Storage

Each institutional shop, work area, or building, where tools are used and stored, shall have methods of issuance, storage and key control (refer to DOM 55020), for accountability of tools. Some examples are, but not limited to:

- Shadow board display.
- Tool box.
- Tool pouch.
- Tool locker.

Note: Each storage area shall include an inventory card for any custody staff to determine an immediate and accurate count of the tools.

52040.7 Key Tags (CHITS)

Revised April 29, 1991

All tools issued to inmates shall be with key tags (chits). Inmate key tags are to be of a design/format which is easily recognizable and distinct from staff key tags.

Inmates shall not loan tools to other inmates nor allow other inmates to turn in tools issued to them.

- Each inmate shall be assigned a number and a certain amount of tags. A roster shall be maintained of this assignment of tags.
- At the beginning of each work shift, each shop supervisor shall issue a shower curtain type hook with tags, to the assigned inmate. The supervisor shall count the tags prior to the issuance at the beginning of the shift and at the end of the shift. The inmate's tags shall be kept secure when not issued to the assigned inmate by the work supervisor.
- Each inmate shall maintain control for their tags. When an inmate wants a tool, they shall turn in a tag for a tool and when the inmate returns the tool, they shall receive their tag immediately.
- Tools shall be issued only to inmates assigned to that work area. If another shop needs a tool, the tool transfer from shop to shop shall be made by the shop supervisors.
- If the tool room inventory clears and an inmate has lost a tag, the inventory log shall be annotated with the date, time, and location where the tag was lost. If the tool room inventory does not clear at the end of the work period, the inmate(s) who have checked out the tool(s) shall be documented with a CDC 115. This shall not change the lost-tool procedure.

52040.8 Inventories Daily

Inventory listings of all tools shall be kept and these inventories shall be checked prior to the beginning and ending of each work or class period. These checks shall also be conducted before all breaks, including lunch. The supervisor shall sign the Tool Inventory Check List.

- The supervisor shall maintain a master tool inventory which shall be secured and not available to inmates. The master tool inventory shall be used for daily and quarterly inventories.

Quarterly

A quarterly tool inventory shall be submitted by area inventory supervisors for all tools in their assigned areas to their respective department head. The inventory shall be completed and forwarded by the tenth of January, April, July, and October of each year.

Note: Under no circumstances shall an inmate be allowed to inventory tools. All inventories shall be forwarded by the area supervisor to their supervisor, their respective department head and the chief custodial officer.

52040.9 Loss of Tools

The loss of any tool(s) shall be immediately reported by telephone to the captain of the facility and the department heads concerned, prior to releasing inmates back to their respective quarters. The inmates shall be given an unclothed body search and the work area shall be searched. A "Loss of Tool Report" shall be prepared immediately by the staff person discovering the missing tool.

52040.10 Inspections/Searches

Any area within an institution where tools are stored shall be subject to unscheduled inspections/searches by custody personnel, as directed by the captain. This shall ensure that the area is secure and that compliance to this procedure is maintained.

- When violations of this procedure are determined by inspecting custodial personnel, a written report describing the specific area and violation shall be addressed to the captain and the division head.
- Any tool found improperly marked or not secured shall be confiscated and turned over to the captain. A memorandum directed to the captain and respective division head shall be prepared stating where, when and by whom the tool was found.

52040.11 Damaged, Broken, Obsolete, or Worn Tools

Damaged, broken, worn or obsolete tools shall be secured and controlled, just as other tools. Tools in this category shall be picked up, measured and inspected to ensure all parts are accounted for.

- Each institution head shall designate a person(s) (i.e., security squad, outside lieutenant, tool control officer) to dispose of the unusable tools at an off-institutional location.
- Each department head shall enforce the provisions of this procedure.

52040.12 Tool Replacement

Replacement of damaged, broken, worn out, or lost tools, or issuance of additional tools from the secure warehouse storage area shall have prior written approval.

Note: For PIA tool replacement, see DOM 52040.13.3.

- A tool request shall be directed to the requesting employee's immediate supervisor documenting the need for issuance of the required tool.

- The request shall be approved/disapproved by the employee's department head, then forwarded to the procurement officer and a copy to the captain.
- Tools shall be issued by the procurement officer or designated employee in accordance with this procedure. The procurement officer shall:
 - Remove the tools from the secure storage inventory located in the warehouse.
 - Ensure the inventory of requesting area is updated to include the tool that is needed.
 - Issue the tool after ensuring the tool has been marked for identification. (See DOM 52040.5.)

52040.13 Methods Warehouse

Revised April 29, 1991

Tool and tool-related material received at the warehouse from vendors shall be checked against a purchase order or subpurchase order. Issuance of tools shall be made utilizing an approved form, "Request for Tool(s)". Tools shall be issued only to staff.

- All tools shall be properly receipted out of the storage area (warehouse). All tools shall be properly marked and color coded for area identification.
- An inventory card shall be maintained on each tool stored in the warehouse.
- Receipts and issues shall be posted to the inventory each time a tool enters or leaves the warehouse.
- A list of tools specifying description and quantity shall be kept on all tools in the warehouse.

Hand tools used by inmates assigned to a warehouse shall be issued to inmate(s) adhering to DOM 52040.7. All tools shall be kept in secured tool boxes with a tool list posted inside the tool box.

52040.13.1 Restricted Housing Units

Restricted housing units shall maintain an inventory log with all serving ladles, forks and spoons for the unit included in the log. When not in use, utensils shall be locked in the designated security lock box within the unit. Utensils shall be signed in and out for meals by the officer on duty. If a proper sink for cleaning the utensils is not available in the unit, the utensils shall be released to the culinary for washing after they have been accounted for by the unit officer. The utensils shall be signed in and out on the inventory log for the unit by the officer on duty. This is to be accomplished prior to the departure of any food carts from those areas.

52040.13.2 Plant Operations/Maintenance

Each plant operations maintenance shop shall maintain only those tools required for daily use and equipment maintenance. Each plant operations maintenance shop shall maintain a storage area (DOM 52040.6) for the control of tools and for a quick visual check of their assigned tools to ascertain if any are missing. Example of the shops are, but not limited to:

- Outground crews.
- Carpenter shop.
- Paint shop.
- Electric shop.
- Plumbing shop.
- Boiler room.
- Refrigeration shop.
- Water/sewage plant.
- Maintenance warehouse.
- Service station.
- Kitchen maintenance.
- Lock and key shop.

52040.13.3 PIA

Each PIA lead institution production manager shall maintain a controlled tool room which shall supply tools for the subdivisions and maintain control and inventory of the tool room. Each individual industry shop supervisor shall maintain a tool storage area for the tools assigned to the shop. The PIA lead institution production manager shall designate, control, and inventory tools in their shop. Examples of shops are, but are not limited to:

- Knitting mill.
- Laundry.

- Shoe factory.
- Printing shop.
- Textile factory.
- Metal fabrication.
- Dairy.
- Field crops.
- Furniture factory.
- Sewing machine repair.
- Mattress factory.

Issuance of Additional Tools

Replacement of damaged, broken, worn out, obsolete, or lost tools, or issuance of additional tools from the secure industry storage area shall be performed by the lead institution production manager or designated employee in accordance with this procedure.

- A tool request shall be directed by the employee to the immediate supervisor documenting the need for required tool.
- The request shall be approved/disapproved by the lead institution production manager before any tool is ordered from vendor.
- Upon arrival of all controlled tools at the PIA warehouse, the warehouse manager or designee shall:
 - Notify the sergeant assigned to industry and the designated tool control representative.
 - Check controlled tools and tool related material against purchase order or subpurchase order to assure inventory received.
 - All received controlled tools shall be locked in a secure storage area under the direct supervisor of the warehouse manager or designated employee.
- Ensure the inventory of requesting area is updated to include the needed tool on inventory card which specifies tool description and quantity.
- Before issue, tools shall be scribed and color coded to the ordering unit by the designated tool control representative. (See DOM 52040.5.)

52040.13.4 Education Division

The education division (academic and vocational) shall maintain inventories and control of all tools in the individual classes/shops. Tool rooms are located in each vocational shop area and a central tool room for the academic area. Each shop/class shall maintain only those tools needed for every day use and equipment maintenance. Shop supervisors and class instructors shall control and inventory tools in their shop or class area. Examples are, but are not limited to:

- Academic classrooms.
- Air conditioning.
- Auto mechanics.
- Culinary arts/meat cutting/baking.
- Drafting.
- Landscaping.
- Library.
- Machine shop.
- Masonry.
- Print shop.
- Radio/TV repair.
- Shoe repair.
- Arts in Correction.

52040.13.5 Culinary

Revised April 29, 1991

All tools used in the preparation and serving of food in the culinary area shall only be used under direct supervision of culinary staff. When not in use, tools shall be kept in a security locked box. In addition to inventory checks covered in DOM 52040.8, an inventory check shall be made prior to starting and after closing culinary operations by staff designated by the Warden or RPA and noted on the inventory log. The time of the inventory check shall be noted on the watch commander's report (Daily Report of Watch Activities). Any discrepancies shall be noted. Examples of tools are, but not limited to:

- Knives.
- Ladles.

- Long-handled spoons (over six inch handles).
- Long-handled forks (over six inch handles).
- Rotating discs from potato peeling machine.
- Band saw blades.

Note: When a band saw blade breaks or becomes unusable, it shall not be replaced until the blade is measured to ensure the total number of inches conforms with the replacement blade.

52040.13.6 Personnel Dining Area (Snack Bars)

Revised April 29, 1991

Tools for employee dining areas (snack bars), which use inmate workers, shall be coded, inventoried, and controlled by this procedure. Since tools are received by direct purchase, the snack bar manager shall add the new tools to the snack bar inventory and code the tools in compliance with the institutional identification system. Inventory control shall be on a daily basis by the snack bar manager.

52040.13.7 Medical Surgical Area

All surgical tools shall be kept in secured cabinets in locked rooms. A complete inventory log shall be maintained in the locked cabinet. Each set of tools shall be visible on cabinet shelves. Only medical staff shall have access to and are accountable for the issuance of these tools. Under no circumstances shall inmates have access to the room or use of the tools without nursing staff or custody staff being present. After a surgery is completed, the tools shall be cleaned and accounted for by the nursing staff. All syringes and needles shall be kept under lock and key in designated areas.

Infirmary

Tools for the infirmary examination room and emergency treatment room shall be stored in locked instrument cabinets. Access to the instrument cabinets is limited to authorized medical staff. The authorized staff shall conduct an inventory of the instruments prior to leaving the work area for breaks, lunch, and at the end of their shift.

Note: The CMO shall be accountable for the total tool inventory for medical services. Due to the nature and size of tools (instruments), coding by institutional identification system may be impractical.

Dental Area

Dental tools shall be kept in security cabinets secured in the dental area. Each cabinet shall have an inventory sheet of the tools in the cabinet. Inmates shall not handle the equipment unless a dentist is present and has given approval. When not in use by a dentist, syringes and needles shall be secured in the dental operator.

52040.13.8 Firehouse

A secure tool cabinet shall be located in the firehouse equipment room. The fire chief shall control and inventory the tool cabinet. Each tool box, utilized for fire equipment within the department, shall have a clearly posted inventory card for tools maintained in the box. The fire chief shall check and maintain an accurate daily inventory of each assigned firehouse tool box.

Firehouse tools shall be coded by the institutional identification system.

52040.13.9 Inside Security Areas

All tools obtained for use of various inmate work crews inside the security area shall be controlled and inventoried daily by the inmates' supervisor. Supervisors shall also check the tools prior to leaving the area for breaks, lunch, and at the completion of their shift. All tools shall be coded by institutional identification system. Examples of these areas are, but not limited to:

- Barber shops (staff and inmate).
- Canteen.
- Chapels.
- Clothing room.
- Control room (including emergency tool boxes).
- Housing units.
- Inside gardening crews.
- Locksmith.
- Receiving and release.
- Recreational/gym areas.
- Visiting room.
- Law library.

52040.13.10 Outside Security Areas

All tools for maintenance and use outside the security area of an institution shall be inventoried and controlled by the designated supervisor. Each area shall have a security storage area and inventory cards/sheets therein to ensure all tools are maintained and controlled. Examples of these areas are, but not limited to:

- Armory.
- Family visiting.
- Garage.
- Gardening crews.
- Range.
- Service station.
- Sewage plant.

52040.14 Outside Contractors

The Chief of Plant Operations shall provide technical instruction on projects, location of projects, types of materials and other security precautions to contractors during any construction within the security area. Exceptions to this shall be approved by the respective captain.

Tools provided by contractors working inside the security area shall be inventoried each day by the sallyport officers as the contractor enters and exits the area. The escorting employee and the contractor shall ensure that no tools are left in the area when the contractor exits the facility.

52040.15 Staff State Tools

Supervisors carrying tools for work details inside the security perimeter shall control tools, when not in use, in secured locked tool boxes and/or tool lockers. Each set of tools shall have an inventory card/sheet to ensure all tools taken into an area are removed from the area.

52040.16 Staff Personal Tools

At times, employees feel that there is a need to use personally-owned tools or equipment within the institution in performing their assigned duties. This shall be permitted if written approval is obtained from the Warden prior to tools being brought into the institution. All personal tools when brought into or taken out of the institution shall be inventoried daily by the sallyport officer.

52040.17 Revisions

The Deputy Director, Institutions Division, or designee, shall ensure that the content of this section is current.

52040.18 References

Revised April 29, 1991

PC §§ 2707, 5057 and 5058.

CCR § 3303(c).

ACA Standards 2-4192, 2-4195, and 2-4197.

ARTICLE 19 — ARREST, SEARCH, AND SEIZURE

Revised August 26, 2008

52050.1 Policy

Pursuant to the Penal Code, the Secretary has established a system of searches in the maintenance of safety and security of each correctional facility.

52050.2 Purpose

This Article provides the proper process of arrest, searches, and seizures within the Department. The performance of the functions of arrest, search, and seizure shall be in accordance with all laws, rules, and regulations pertaining to those functions. Due process shall be afforded in all cases where applicable.

52050.3 Responsibility

Each Warden shall implement, govern, and monitor training of all persons who shall be required to conduct searches in departmental facilities.

- All managers and supervisors shall ensure their subordinates are aware of and comply with this Section, provide On the Job Training, and provide general supervision of scheduled search activity.

- All employees shall be aware of the content of this Article.

52050.4 Peace Officer Defined

Any correctional employee who meets the requirements as outlined in PC 830.5 is a peace officer.

52050.5 Definition of Arrest

An arrest is taking a person into custody, in a case and in the manner authorized by law. An arrest may be made by a peace officer or by a private person.

52050.5.1 Definition of Detention

Detention is the stopping of a person, other than an inmate, by a peace officer, for the purpose of conducting a brief investigation into the identity of the person and the nature of their presence when the officer reasonably suspects the person may be involved in criminal activity.

Any Department employee is authorized to stop and detain any inmate for the purpose of determining their identity and ascertaining the nature of their activity.

52050.5.2 Definition of Seizure

The taking, confiscating, possession or custody of contraband as outlined in DOM 52051.

- To hold under authority of law.
- To check the progress or spread of unlawful acts.

52050.6 Formalities in Making Arrest; Exceptions

The officer making the arrest shall inform the person being arrested of:

- The intention to arrest.
- The cause for the arrest.
- The authority to make the arrest, except when the officer effecting the arrest reasonably suspects that the person to be arrested is actually engaged in the commission of a crime, or the person to be arrested is pursued immediately after its commission, or after an escape.

The requirement that the officer inform the person to be arrested of the authority to arrest shall be deemed satisfied when the officer is in full uniform and is clearly visible to the arrestee.

52050.7 Miranda Rights

Any peace officer effecting an arrest of any person for any criminal offense shall advise the arrestee of their constitutional rights pursuant to the Miranda decision. The arrestee shall be advised of their rights prior to any interrogation, by reading verbatim the following to the arrestee in a language that the arrestee understands.

- You have the right to remain silent.
- Anything you say can and will be used against you in a court of law.
- You have the right to consult an attorney and to have an attorney present with you during questioning now or in the future.
- If you cannot afford to hire an attorney, one will be appointed for you at no charge.
- Do you understand each of these rights as I have explained them to you?
- Now that I have explained your rights, are you willing to make a statement without an attorney present?

The arresting officer shall, whenever practical, ensure that another peace officer is present when the arrestee is advised of these rights and the answer to these questions, along with any statement provided after a waiver of these rights, shall be documented in the appropriate incident reports.

An inmate has no right to silence during questioning by any Department staff member regarding non-criminal Department violations.

52050.8 Planned Arrest Procedure

Whenever possible, every arrest shall be planned to minimize risk of injury to staff, inmates, or to the public, or to destruction or damage to state property. Plans for arrests shall be formulated by or in conjunction with, or reviewed by the peace officer's supervisor. Plans for arrests shall consider at a minimum:

- Facts and circumstances of the criminal violation for which the person is being arrested.
- Criminal history with emphasis on potential for resisting arrest by use of weapons or dangerous instruments.
- The location of arrest and potential interference of other inmates or persons, or the potential risk to uninvolved inmates, other persons, or staff.
- Determine any special equipment needed.
- Determine tactics to be used.

52050.9 Unplanned Arrest Procedure

The peace officer may unexpectedly discover a person engaged in a criminal act requiring prompt arrest. The decision to arrest must be made quickly and without the opportunity to confer with their supervisor.

The officer shall promptly communicate to other staff the present situation and the need for assistance. Depending on the circumstances of the situation, the officer may need to take immediate intervening action before arrival of additional staff assistance. In this case, the officer should consider the elements of risk involved in effecting the arrest including:

- Facts and circumstances of the criminal violation for which the person is being arrested.
- Potential for resisting arrest by use of weapons or dangerous instruments in the immediate area.
- The location of arrest and potential interference of other inmates or persons, or the potential risk to uninvolved inmates, a victim, or other persons, or staff.
- Determine the most appropriate tactics to be used given available resources and response time of responding staff.

52050.10 Restraint Gear

Employees shall use only State-issued handcuffs, handcuff keys and other restraining equipment during the course of their duties. The possession of privately owned handcuffs, handcuff keys, and other restraint equipment is prohibited on institutional grounds.

52050.10.1 Restraint Gear - Handcuffs/Handcuff Keys

The Wardens shall procure and issue State-owned handcuffs/keys to all personnel occupying the following posts:

- All uniformed custody personnel with inmate contact assigned to AD-SEG, PHU, SHU, Management Control Unit (MCU), psychiatric unit, or outside inmate work crew.
- All uniform custody personnel with inmate contact assigned to general population housing unit.
- All personnel assigned to a security squad.
- All personnel assigned to search and escort duties.
- All yard officers.
- All transportation details.

52050.10.1.1 Issuance

State owned handcuffs/keys shall be issued on receipt of metal key tags bearing the employees name. The tags shall be placed on the respective handcuff/key board hook. (Refer to DOM 55020.14 Key/Locking Device Control).

52050.10.2 All Restraint Gear

All State owned restraint equipment, including handcuffs, shall be etched with the institution/regions initials (SQ, CMF, CTF, etc.) where the equipment is used and numbered for identification.

- Restraint gear shall be stored in an area inaccessible to inmates. Each area shall have provisions (hook boards, etc.) for individual and sets of restraint gear for daily and operational use.

52050.10.3 Restraint Gear Use

All personnel who are required to apply restraint equipment shall be knowledgeable and competent in the following areas:

- Departmental handcuff and restraint gear policy.
- Methods for practical application of handcuffs and restraint equipment.

Mechanical restraints may be used under the following circumstances:

- When transporting inmates.
- When there is a reason to suspect an inmate may engage in violence, where bodily injury may occur, based on present behavior or apparent emotional state.
- Under medical advice to prevent the inmate from suicide or self-inflicted serious physical injury.
- Under no circumstances shall mechanical restraints be used for punitive purposes. When mechanical restraints become necessary, no restraint equipment shall be placed about the neck nor applied in any way as to inflict physical pain, undue physical discomfort, restriction of blood circulation, or breathing.
- Restraint equipment shall not be used to secure an inmate to a stationary object except as a temporary measure. During transport, an inmate shall not be secured by any keyed locking device or equipment to any part of the transporting vehicle.

- When mechanical restraint is required, handcuffs alone or attached to a waist chain shall be the usual method. Other specialized restraints, such as leg irons or additional chains, may be permitted only when it appears that immediate circumstances exist to justify the use of such mechanical restraints.
- For application of restraint gear on pregnant inmates refer to Care, Treatment, and Security of Pregnant Offenders, DOM 54045.11.

Note: The use of specialized mechanical restraints shall be documented except when an inmate is being transported outside the institution.

52050.11 Loss of Handcuffs/Keys

Loss or the misplacing of handcuffs and/or keys shall be reported immediately to the employee's supervisor, who shall notify the watch commander. A written report shall be submitted by the responsible employee.

52050.12 Application

For application of restraint gear refer to Transportation, DOM 55060.

52050.13 Restraining a Private Citizen

The use of mechanical restraints (handcuffs) to physically restrain or control a private citizen on institutional grounds is authorized only when an arrest is being made for a misdemeanor or felony. A supervisor shall evaluate the necessity to apply mechanical restraints prior to their use unless the citizen attempts to flee, escape, or physically refuses to submit to arrest. Once the private citizen has been restrained with handcuffs they shall remain cuffed until a disposition has been made by the local police authority.

52050.14 Search Policy

All managers and supervisors shall ensure their subordinates are aware of and comply with this search policy. Searches include:

- Unannounced and irregular timed searches of cells, dormitories, and living areas, inmates, residents, and their work and assignment areas.
- Frequent search and careful supervision of inmate workers both inside and outside the security area.
- Inspection of all vehicular traffic, supplies, packages, and mail entering the institution.
- Use of metal detectors wherever feasible.
- Complete search and inspection of each cell or living area prior to occupancy by a new inmate.
- Avoidance of unnecessary force, embarrassment, or indignity to the person being searched.
- Written authorization by the Warden or designee to conduct searches of visitors and their property.
- Compliance with the Public Safety Officer's Bill of Rights, GC 3300.
- Post orders describing minimum search frequency requirements, authority, and method for accomplishment.
- A walk-through metal detector at the facility entrance building to inspect all persons visiting the institution (community re-entry facilities are exempted).

52050.15 Search of Employees

As with all persons who come on the grounds or into the institutions and facilities of the Department, all persons employed by the Department are subject to inspection and search of their person, property, and vehicles, to the extent deemed necessary by the official in charge. Consent to search is a condition of employment which may not be withdrawn while in or on the grounds of an institution or facility of the Department.

- The appropriate supervisor/administrator shall inform each new employee of departmental consent to search policy.
- An employee may be subjected to a more intensive search than is normally required when the official in charge has reasonable suspicion that the employee is involved in the unauthorized or unlawful possession or movement of anything into or out of an institution or facility of the Department. Such an intensive search may include the employee's person, vehicle, and any locker, desk, or storage space assigned to or used by the employee.
- When the intensive search includes the employee's assigned locker, desk, or storage space provided by the Department, it shall be searched in the employee's presence, or with his/her consent, or with prior notification that a search will be conducted, or after a valid search warrant has been obtained. Whenever possible the employee shall be present during the search.

- When an employee is subjected to a more intensive search than is normally required, the employee shall be informed of the reason for the search and of the name of the official ordering the search before the search begins.
- Any search of an employee's person which involves the touching of the employee's clothed body or visual inspection of the employee's unclothed body shall be conducted in private and out of the sight and hearing of other employees and inmates. Such searches shall only be conducted, observed, and supervised by officials of the same sex as the employee.
- An intensive search of an employee's person, property, or vehicle shall be conducted by not less than two officials, at least one of whom shall be of a supervisory rank to assume official responsibility for the search.
- The intensive search of an employee's person, property, or vehicle shall be verbally reported to the administrator of the institution or facility or to the duty officer immediately upon completion of the search. This shall be followed with a written report to the administrator and an incident report to the Director if the search discloses or confirms any suspected criminal activity.

52050.16 Searching Inmates - Housing Unit

Post orders shall require that a minimum of three cells, rooms, dorms, or living areas in each housing unit is searched daily on each of the second and third watches by the assigned unit officer.

Insofar as possible, a cell, room, dorm, or living area and locker shall be searched immediately upon its vacancy and again, if there is a significant time lapse, before it is reassigned. Such inspections are required and shall be recorded for segregation, Disciplinary Detention, and SHU cells.

Every reasonable precaution shall be taken to avoid damage to personal property and to leave the inmate's quarters and property in good order upon completion of the search.

52050.16.1 Work and Non - Housing Area

Teachers, work supervisors, and instructors shall make a daily security and contraband search of the areas they supervise. Custody officer post orders shall require ongoing search each day and a thorough search of each inmate, work area, assignment shop, and classroom once each week.

Inmates are subject to an inspection of their person either clothed or unclothed when there is reasonable suspicion that the inmate may have unauthorized or dangerous items or substances concealed on their person. Such inspection may also be a routine requirement for inmate movement into or out of high security risk areas. Random or spot-check inspections of inmates shall occur as a means to prevent the possession and movement of unauthorized and dangerous items and substances into, out of, or within the facility.

52050.16.2 Reasonable Suspicion

A clothed body search may be initiated when there is reasonable suspicion based on articulable facts, circumstances, and rational inferences that a person has committed, is committing, or is about to commit a crime.

52050.16.3 Clothed Body Search of Male Inmates

Custody post orders shall require random clothed body searches of inmates, or when reasonable suspicion is established. Random search should be no more frequent than necessary to control contraband or to recover missing or stolen property; however, the routine search of inmates entering or leaving certain specified areas is not precluded.

- All institution staff are responsible for conducting random searches.
- This is a basic search alerting staff to possession of weapons or other serious contraband.
- A search shall be conducted with the inmate facing away from the staff member.
- Staff shall search inmates from the top of their head to the bottom of their feet, including shoes, all pockets, seams, and personal effects.

52050.16.4 Clothed Body Search of Female Inmates

Body search procedures for clothed female inmates recognize, address, and minimize the effects of cross-gender contact inherent in the body search process by limiting this function to female correctional staff unless an emergency exists that threatens death, inmate escape, or great bodily injury to staff, inmates, or visitors.

Custody post orders shall require random clothed body searches of inmates, or when reasonable suspicion is established. Random search should be no more frequent than necessary to control contraband or to recover missing or stolen property; however, the routine search of inmates entering or leaving certain specified areas is not precluded.

- This is a basic search alerting staff to possession of weapons or other serious contraband.
- A search shall be conducted with the inmate facing away from the staff member.
- Staff shall search inmates from the top of their head to the bottom of their feet, including shoes, all pockets, seams, and personal effects.

Clothed Body Searches of female inmates shall be conducted by female correctional staff only, except in emergency situations as follows:

- When circumstances exist that require an immediate search of a female inmate in order to avoid the threat of death, escape, or great bodily injury to staff, inmates, or visitors; and only until sufficient numbers of female correctional staff are available to assume critical body search duties.
- Clothed Body Searches performed by male correctional staff during the emergency circumstances described above shall sweep the inmate's breast and genital area with the back of the hand for the purpose of discovering contraband directly related to the threat posed by the emergency. If cause exists for a more thorough search, the female inmate shall be detained until a female correctional staff member is available to conduct the search.

Under no circumstances shall male correctional staff perform non-emergency clothed body searches of female inmates.

52050.16.5 Unclothed Body Search of Inmates

Unclothed body searches:

- Correctional personnel, other than qualified medical staff, shall not conduct unclothed body inspections or searches of an inmate of the opposite sex, except in an emergency.
- Inmates assigned to designated areas, i.e., vocational programs, industries, plant operations, warehouse, outside crews, etc., may be subject to unclothed body searches before returning to the institution's general population.
- Routine unclothed body searches shall be conducted in a safe manner and in an area that allows the inmate to preserve some measure of dignity and self-respect.
- The inmates shall be required to remove all articles from their pockets. All articles shall be inspected by staff. If it is suspected that an inmate is in possession of dangerous contraband, the inmate shall be detained and closely observed until there is sufficient staff to conduct a "safe" search. In this circumstance, the staff member conducting the search shall initially conduct a clothed body search and remove all articles from the inmate's person rather than allow the inmate to remove them.
- The inmate shall then completely disrobe. Staff shall inspect and search each item of clothing and visually inspect the inmate's body.
- The inmate shall face the staff member who shall visually inspect the inmate's hair, ears, mouth, nose, body, armpits, hands, scrotum, genitals, and legs. The inmate shall turn away from staff upon instruction and staff shall then inspect the inmate's back, buttocks, thighs, toes, bottom of the feet, and lastly, the anal area by having the inmate bend over, spread the cheeks of their buttocks, and cough.

52050.17 Clothed Body Search of Visitors

Any person coming onto the grounds of any Department facility or camp or any Department contracted facility, is subject to having their person, vehicle, and articles of property in their possession searched. Visitors to such a facility are subject to a routine inspection of their persons, vehicles, and any personal property in their possession. Such inspections shall be made to the degree consistent with the facility's security needs.

When peace officer staff determine that there is reasonable suspicion that the visitor is engaged in criminal activity including, but not limited to, the smuggling of unauthorized items or substances in or out of the institution, the visitor may be subjected to a thorough clothed body search.

- Each correctional facility shall provide for the posting of a warning sign, in English and Spanish, at the entrance onto the property stating: "Entrance constitutes consent of search of visitor's person, property, or vehicles."
- For detail information for searching inmate visitors, refer to DOM 54020.
- Contraband that has been seized as evidence in a search of a person, other than an inmate, shall be turned over to the responding law enforcement agency.

- A visitor may refuse to submit to an inspection or search. A refusal shall result in the visitor being denied entrance to the facility.

If there is reasonable suspicion that the person is engaged in felonious activity and that evidence of such crime may be destroyed or disposed of if a search is not immediately conducted, the peace officer, with the concurrence of the watch commander, may detain the person and the property or vehicle to be searched until such time as a search warrant can be obtained. In all such cases the Warden or their designee will be immediately advised of the circumstances and a decision made about the course of action to be pursued.

52050.18 Family Visit Search

Visitors to family visiting units shall be searched to ensure that no contraband or unauthorized items enter the institution grounds.

- During processing of inmate visitors, all authorized items to be brought into the institutional family visiting area shall be thoroughly searched.
- Items which are not authorized shall not be allowed inside the institution and shall be secured off the institutional grounds by the visitor.
- In the event felonious contraband (weapons, narcotics, etc.) is discovered in the possession or in the property of a visitor, procedure as described in DOM 52050.17 shall be followed.

52050.19 Body Cavity Search

Correctional personnel, other than qualified medical staff, shall not conduct a search of an inmate's body cavities, other than visual or metal detector inspections. The search shall be conducted in a medical setting and any physical intrusion into body cavities shall be performed by a physician.

52050.19.1 Probable Cause

A body cavity search of inmates shall only be initiated when there is probable cause to believe the person has secreted contraband within a body cavity. Prior to initiation and before each escalation of the search, the individual shall be given ample opportunity to voluntarily remove or surrender the contraband. Probable cause may be established by:

- Reliable confidential information.
- Irregularities found in the body cavities.
- Detection of contraband on the person.

Note: Probable cause is not dependent upon the outcome of the search.

52050.19.2 Authorization to Search

Authorization to initiate a body cavity search requiring any degree of intrusion shall be given by the Warden or designee after consideration of all information relating to probable cause.

52050.19.3 Supervision of Searches

All searches other than an initial visual or metal detector inspection and each progressive step shall be under the general supervision of a supervisory staff member not less than the level of lieutenant.

52050.19.4 Oral Cavity Searches

When an inmate is suspected of having secreted contraband in their mouth or attempts to swallow the evidence, no attempt shall be made to retrieve the contraband by force. A choke hold or any other physical restraint which prevents the person from swallowing or breathing shall not be used. If probable cause exists that evidence has been swallowed and that it is retrievable in usable form, the search process may be intensified as provided in this Article, (see Contraband Surveillance Watch).

52050.19.5 Methods

In conducting any search of an inmate's body cavities, all persons involved shall be sensitive to the personal dignity of the individual and the individual's right to privacy of their own body. However, such rights may be abrogated to the extent necessary to preserve the security of the institution and the safety of persons.

52050.20 Degrees and Types of Searches

The degree and intensity of the search shall be that least required to bring the search to a conclusion. As the search progresses, with each new piece of evidence to support the presence of contraband, the person shall be given ample opportunity to voluntarily remove and surrender the contraband.

The types of searches include:

- Visual and metal detector searches.
- X-ray examinations.
- Physical intrusions by a physician.
- Physical isolation and observation.

52050.21 X-Ray Examination

X-ray examinations for the purpose of confirming the ingestion of contraband or concealment of contraband in body cavities shall be utilized only upon approval of a medical doctor and under the same medical requirements and precautions as apply to x-ray examinations for other medical reasons. An x-ray examination shall be ordered and interpreted only by a physician, who shall make the following determinations:

- Whether or not a foreign object(s) is within the inmate's body.
- A determination, if possible, of the nature of any foreign object(s).
- The effects of forcible removal or failure to remove the foreign object(s) upon the inmate's health and safety.
- Recommendations for consideration regarding the least intrusive way to retrieve the contraband.

52050.22 Forcible Retrieval

The forcible retrieval of contraband by intrusion into the inmate's body shall be avoided except as follows:

- When a medical doctor has determined that failure to remove the contraband presents an imminent danger to the life of the inmate.
- The contraband is clearly identifiable and constitutes an imminent threat to the security of the institution or the safety of other persons.
- The contraband cannot be retrieved by any less intrusive or forcible manner.
- Surgery. Surgical removal of contraband from the body of an inmate shall be the decision of the institution's CMO, and in keeping with rights of the individual as would apply in any other surgical process.

52050.23 Contraband Surveillance Watch

Revised May 3, 2012

The objective of placing an inmate on Contraband Surveillance Watch (CSW) is to retrieve concealed contraband without physical intrusion if possible; ensure that contraband is not circulated into the inmate population; and ensure the safety of the inmate suspected of having the concealed contraband.

When it becomes apparent through medical examination, direct observation, or there is reasonable suspicion that an inmate has concealed contraband in their body, either physically or ingested, and the inmate cannot or will not voluntarily remove and surrender the contraband, or when a physician has determined that the physical removal of contraband may be hazardous to the health and safety of the inmate, the inmate may be placed in a controlled isolated setting on CSW under constant visual observation until the contraband can be retrieved through natural means, or is voluntarily surrendered by the inmate.

This natural digestive process shall be used as an alternative to forcible intrusion into body cavities or surgery when a medical doctor determines that the natural method is feasible and does not pose a hazard, clear and present danger, or imminent threat to the inmate's health and safety. Each institution shall provide their respective Associate Director (AD) and Investigative Services Unit (ISU) a weekly CSW report (CSW Tracking Report). The CSW tracking report is due at noon each Monday (or next business day if the Monday falls on a holiday) and shall cover the period of the previous week (Monday thru Sunday). This report shall reflect all inmates on CSW for that period. The information contained in this report shall be forwarded by California Department of Corrections and Rehabilitation (CDCR) Headquarters' staff to the Office of the Inspector General on a weekly basis.

52050.23.1 Authorization and Approval

Revised May 3, 2012

The request to place an inmate on CSW shall be made by the on duty Watch Commander, and approved at the level of Captain or above during business hours, or by the Administrative-Officer-of-the-Day (AOD) during non-business hours, on weekends or holidays.

Normally, inmates should be retained on CSW for a period of 72 hours, or until the inmate has provided at least three bowel movements free of contraband. When it is determined by medical or custodial staff that the inmate may still be in possession of contraband at the conclusion of the 72-hour time period, a search warrant, in cases where probable cause exists, shall be generated to retrieve the contraband. The search warrant shall be authorized at the level of Warden or Chief Deputy Warden (CDW). If a valid search warrant/court order is obtained, the contraband retrieval process shall be conducted in accordance with the warrant/court order; California Code of Regulations (CCR), Title 15, Section 3287(b)(5); and Department Operations Manual (DOM), Section 52050.19.

Retention of an inmate on CSW for a second 72-hour period may only be authorized by the Warden or CDW. Retention of an inmate on CSW beyond six days may only be authorized by the Director, Division of Adult Institutions (DAI) or Deputy Director, Facility Operations, DAI.

The justification for each 72 hour CSW extension (e.g., the inmate only had one bowel movement within the 72 hours) shall be clearly articulated and reflected on a CDC Form 128B General Chrono. The CDC Form 128B shall be generated by the manager responsible for the area in which the inmate is currently housed. The reason for the 72-hour extension shall also be noted on the weekly CSW tracking report.

CSW Placement/Retention Approval Matrix

CSW PERIOD	APPROVAL LEVEL
First 72 hrs	Captain or above
Second 72 hrs	Warden or CDW
Seven days or more	Director, DAI/Deputy Director, Facility Operations, DAI (72 hour increments)

Note: All CSW Placement/Retention approval periods will be in 72 hour increments.

52050.23.2 Isolated Settings

Revised May 3, 2012

Inmates on CSW shall be placed on Administrative Segregation status in accordance with CCR, Title 15 Sections 3335 and 3336, issued a CDC Form 114D, Administrative Segregation Unit Placement Notice, and housed in an isolated setting for the duration of the CSW to meet the objective of retrieving the concealed contraband. The CDC Form 114D shall be issued by the official ordering the CSW placement and a copy distributed, within 24 hours of the placement, to the Warden, Captain responsible for the initial review of CDC Form 114D, and institution ISU. The Warden's office shall ensure that a copy of the CDC Form 114D is forwarded to the respective AD by the first business day subsequent to the issuance of the CDC Form 114D.

Upon receipt of the CDC Form 114D, ISU staff shall conduct a review of the CSW placement to determine the viability of obtaining a search warrant to retrieve the contraband. If a search warrant to retrieve the contraband is deemed appropriate (i.e., probable cause established, etc.), ISU staff shall prepare a search warrant as directed by the Warden or CDW. An x-ray request shall be part of the search warrant. The search warrant shall be sent to the court/judge for resolution directly after the initial 72 hours of the inmate's CSW placement has elapsed.

The isolated setting shall be a cell that can provide the necessary security precautions of the institution/facility and large enough to accommodate a fully extended sleeping mattress. This setting may be in a general population area or in a segregated housing unit of the institution (i.e., Administrative Segregation or Security Housing Unit).

In a medical emergency situation, or when it is determined by a physician or other medical personnel (e.g., Physician Assistant, Nurse Practitioner, Registered Nurse) that the concealment of the contraband poses an imminent threat to the inmate's health and safety, the inmate shall be placed in a medically approved isolated setting in a Correctional Treatment Center, Outpatient Housing Unit, or General Acute Care Hospital. In such cases, the security and custodial supervision, and CSW responsibilities shall remain with the custodial personnel assigned to CSW detail under the direction of the Watch Commander. The isolated setting/cell's lights should be dimmed, as possible, during normal hours of darkness, if such action does not adversely impact staff's ability to observe and monitor the inmate.

52050.23.3 Placement in Isolated Setting

Revised May 3, 2012

Prior to the inmate being placed on CSW in the isolated setting, the following shall be accomplished:

- The Watch Commander shall ensure that a medical assessment of the inmate is completed by a physician or other medical personnel (e.g., Physician Assistant, Registered Nurse, Licensed Vocational Nurse) prior to the inmate's placement on CSW. The medical assessment and the results shall be documented on a CDCR Form 7219, Medical Report of Injury or Unusual Occurrence.
- A CDC Form 114A, Inmate Segregation Record, shall be generated and maintained while the inmate is on CSW.
- The inmate shall be given an unclothed body search (see DOM, Section 52050.16.5).
- The isolated setting shall be thoroughly searched and cleaned.
- All moveable objects in the isolated setting shall be removed (except a mattress, blanket (from 2000 hrs to 0800 hrs) and stationary fixtures).

- The toilet (when present in the isolated setting) shall be covered in plastic and taped closed with the water turned off (if applicable).
- Female inmates shall be placed in a jumpsuit or two piece slip-on shirt and pants, one brassiere, one pair of panties, and one pair of socks. As an added method of security, inmates may be placed in two jumpsuits with the openings placed/worn in the opposite direction of each other.
- Male inmates shall be placed in one pair of boxer shorts, one T-shirt, and one pair of socks, or an approved jumpsuit or two piece slip-on shirt and pants with or without a T-shirt or boxer shorts. As an added method of security, inmates may be placed in two pairs of boxer shorts or two jumpsuits with the openings placed/worn in the opposite direction of each other.
- The legs and waist of the boxer shorts or slip-on pants and/or the arms and legs of the jumpsuit shall be taped closed to restrict the inmate's access to their body cavities. Tape should never be applied in a manner to restrict circulation nor directly over the inmate's skin.

The inmate shall remain under constant visual observation at all times while on CSW. Inmates on CSW shall be checked by a correctional supervisor (Sergeant or above) once a shift. The purpose of this check is to determine the inmate's wellbeing and ensure staff's adherence to the CSW policy. All supervisory checks/reviews shall be documented on the inmate's CDC Form 114A.

52050.23.4 Mechanical Restraints

Revised May 3, 2012

The inmate shall be placed in handcuffs attached to a waist chain while on CSW. Leg restraints may be used in cases where custody staff determines the inmate poses a threat to the safety of himself and/or others, in accordance with CCR, Title 15, Section 3268.2 Use of Restraints.

Use of mechanical restraints on persons confirmed, or suspected by health care staff to be pregnant shall be subject to the following requirements (see also CCR, Title 15, Section 3268.2(e)):

- No leg restraints or waist chains shall be applied.
- If handcuffs are applied, the person's arms shall be brought to the front of her body for application.

Mechanical restraints shall not be placed on an inmate during labor, including during transport to a hospital, during delivery, and while in recovery after giving birth, unless circumstances exist that require the immediate application of mechanical restraints to avoid the imminent threat of death, escape, or great bodily injury. If such a threat exists, mechanical restraints may be used only for the period during which such threat exists (see CCR, Title 15, Section 3268.2(c)(5)). Four point restraints may be authorized when an inmate is disruptive or combative in accordance with CCR, Title 15, Section 3268.2 (c), and when approved by the Chief Medical Executive (CME) or their designee. The use of four-point restraint equipment shall be documented in the inmate's Uniform Health Record (UHR) in accordance with CCR, Title 15, Section 3268.2(f).

Hand Isolation Devices (HID) may be used at an institution when authorized, in writing, by the Warden or CDW. HID's shall be purchased from an approved vendor only. Prior to placing a HID on an inmate confirmed, or suspected by health care staff to be pregnant, a physician shall be consulted and any potential risks fully discussed. The final decision to place the device on the inmate shall rest with the Warden or CDW and the reviewing physician. The consultation and its outcome shall be documented for inclusion in the inmate's health care record and central file. Inmates placed in a HID shall remain under constant and direct visual supervision at all times. In instances where a HID is used, staff shall update the inmate's CDC Form 114A to reflect usage times and correlating actions (e.g., 1200 hrs - One HID was removed allowing the inmate to eat lunch). Equipment Hygiene - HID's shall be cleaned and sanitized on an ongoing basis (e.g., If soiled after a bowel movement, after termination of the CSW, etc.). In order to provide range of motion to a restrained extremity, a CSW inmate should be allowed free movement of each arm and leg at least once on 2nd and 3rd watch. Each restrained extremity should be released for a free movement period of at least 5 minutes on 2nd and 3rd watch. As appropriate to the situation, only one extremity need be released at a time. The application of additional restraints (e.g., Leg Irons, HID, etc.) other than handcuffs and waist chain shall be documented on the inmate's CDC Form 114A.

52050.23.5 Health and Safety Concerns

Revised May 3, 2012

The inmate may be subjected to an x-ray examination in accordance with DOM, Section 52050.21 prior to their placement on CSW, and then again, thereafter, when it is determined to be necessary by the Chief Medical Executive (CME) or a physician. During the course of the CSW, if for any

reason custodial staff observes a decline in the inmate's health, or it is believed that the inmate's health is affected by the concealed contraband, medical personnel shall be immediately contacted to conduct an assessment of the inmate's condition. In a medical emergency situation, the CME may authorize a physician to perform an intrusive search and remove the contraband in accordance with DOM Section 52050.19 and CCR, Title 15, Section 3287 (b)(5).

In the event a CSW inmate is transferred to an outside medical facility, notification shall be given to the Warden or CDW (during business hours) or the AOD (during non-business hours). In cases where the CSW inmate is admitted to an outside medical facility, the institution shall notify the respective AD within one business day of the admission.

Personal hygiene is an essential tool to maintain a healthy environment within an institutional setting and therefore each institution shall establish a process in which a CSW inmate is given the opportunity to wash (soap and water) his/her hands after each use of the restroom, prior to eating a meal, or when necessary to ensure appropriate hygiene. Running water may be substituted with a portable alternative such as a hand basin filled with water. During the periods in which an inmate is allowed to wash his/her hands, staff must take care to prevent the inmate from disposing of any contraband.

Isolated Setting Hygiene - The CSW isolated setting/cell's cleanliness must be appropriately maintained while the inmate is on CSW.

52050.23.6 Equipment

Revised May 3, 2012

The equipment required for contraband watch shall include, but is not limited to, the following:

- Flashlight
- Expandable Baton
- OC Pepper Spray
- Handcuffs with Key
- Waist Chain
- Leg Restraints (Based upon documented security need)
- Latex Gloves
- Disposable Mask
- Bed pan/portable toilet or toilet liner (clear plastic bag)
- Evidence Bags
- Tongue Depressor or Probe

CSW procedures shall be located within the assigned post orders, and on site for immediate referencing by staff assigned to observe the inmate on CSW. Institutions having a need to use alternate restraint equipment not reflected in DOM, Section 51020.6 must submit a request to their respective AD for review and approval. If the request is subsequently approved, the institution may then procure the equipment from an approved vendor only.

52050.23.7 Voluntary Bowel Movement

Revised May 3, 2012

When the inmate requests to have a bowel movement, the custodial staff assigned to CSW shall:

- Request additional custody staff coverage. Only a staff member(s) of the same gender as the inmate shall monitor the bowel movement.
- Provide the inmate with toilet paper and a portable toilet, or use of the previously lined toilet in the isolated setting.
- Remove the necessary restraint gear to allow the inmate the ability to facilitate his/her bodily functions.
- Once the inmate has completed the bowel movement, the portable toilet or toilet liner shall be immediately retrieved or removed and the inmate will be re-secured in the restraint equipment.
- Using a tongue depressor or probe, the fecal matter shall be searched for any contraband. The assisting custody staff member shall maintain constant supervision of the inmate while the assigned Correctional Officer completes the search.
- The presence or absence of contraband shall be documented per institution procedure and on the inmate's CDC Form 114A.
- If contraband is discovered, the contraband shall be processed as evidence in accordance with institution procedures, and documentation of the contraband shall be completed in accordance with DOM, Section 51030, Crime/Incident Reports, and a Rules Violation Report shall be completed.

52050.23.8 Removal from Contraband Surveillance Watch

Revised May 3, 2012

The inmate may be removed from CSW when it is reasonably believed that the contraband has been relinquished or it is determined the inmate is contraband free. The request for the termination of an inmate's placement on

CSW shall be made by the on duty Watch Commander, and approved at the level of Captain or above during business hours, or by the AOD during non-business hours. A CDC Form 128B shall be generated by the staff member approving the CSW termination. The CDC Form 128B shall have, at a minimum, the date of CSW termination, the name and classification of the approving authority, and the findings relative to the contraband recovered. The date of CSW termination and the findings relative to the contraband recovered shall also be documented on the weekly CSW tracking report. All documentation (e.g., CDC Form 128B, CDC Form 114D, CDC Form 114A, etc.) relative to the inmate's CSW placement shall be maintained in the inmates Central File and institution's ISU office for the purpose of reference and audit.

52050.24 Documentation

Revised May 3, 2012

The placement of an inmate on CSW shall be documented per institution procedures by the Watch Commander requesting the placement of the inmate on CSW in accordance with Section 52050.23.1 of this policy. Each employee assigned to the CSW detail shall document all activities related to the inmate on a CDC Form 114-A for the duration of the inmate's placement on CSW. This includes, but not limited to, all searches performed prior to and during the inmate's placement on CSW, meals, hygiene, bowel movements, health concerns, medications, etc. Each Correctional Officer assigned to the CSW detail shall sign in and out at the beginning and end of the CSW observation period on the CDC Form 114-A. The CME or their designee shall document all medical decisions or issues relating to the inmate during placement on CSW in the inmate's UHR. Complete and detailed documentation of all body cavity searches other than visual or metal detector inspections shall be submitted to the Warden or their designee for review.

The report shall include the following information:

- Chronology of events leading to the search and escalation of the search process.
- Name and rank of all persons participating in the search process or supplying information which justified the search.
- All evidence and information regarding the justification for each degree of the search.
- Results at the conclusion of the search.

52050.25 Vehicle Search - Visitors

Authorization to initiate a search of a visitor's vehicle may be given by the watch commander after consideration of all information relating to reasonable suspicion (Refer to DOM 52050.19.1). Supervision of suspect vehicle search shall be limited to the supervisory rank of sergeant or above. Documentation shall be in accordance with DOM 52050.24.

52050.25.1 Vehicles Adjacent to Institutional Property

If probable cause exists warranting the search of a vehicle parked adjacent to institution property, the watch commander shall be notified and the driver and/or occupants of the vehicle shall be detained until the local law enforcement agency has been contacted and has responded.

Upon arrival of the local law enforcement agency, the Department peace officer shall apprise the law enforcement officer of all circumstances establishing probable cause for the detention. The local law enforcement officer shall then determine if a search should be undertaken. The Department peace officer shall remain present and render assistance and provide appropriate written reports to the agency as required.

52050.25.2 State Vehicles

All State vehicles shall be searched prior to use to ascertain that the vehicle is contraband free. When entering or departing the security perimeter, the vehicle shall be thoroughly searched by the custodial gate officer.

52050.25.3 Non-State/Common Carrier Vehicles

All non-state or common carrier vehicles are subject to search when entering or departing the institutional grounds. All non-state or common carrier vehicles shall be searched entering or departing the security perimeter of the institution.

- A systematic approach is essential to a thorough search. An effective search of a vehicle shall include passenger and freight compartments, trunk, motor compartment, roofs, and the undersides. A more thorough search, including hubcaps, under dash, spare tire, etc., shall be conducted if circumstances warrant or there is reason to suspect the presence of contraband.
- All vehicles leaving the institution shall be thoroughly searched to minimize the possibility of an inmate being concealed therein. Barrels

and loads of loose materials such as leaves, refuse, etc., shall be thoroughly probed with a rod.

52050.25.4 Employee Vehicles

Covered in DOM 52050.15.

52050.26 Parcel Searches

- All correctional staff shall ensure inmates do not have access to any packages, parcels, mail, or containers entering the security area of an institution prior to proper inspection for contraband.

All incoming packages/mail addressed to inmates shall be inspected in accordance with DOM section 54010, Inspection of Incoming Packages/Mail.

52050.27 K-9 UNIT

The departmental K-9 (canine) unit shall be used for narcotic detection and tracking escaped inmates. A request for the use of the K-9 unit shall be by a lieutenant or above. All requests, oral or in writing, shall be submitted to the Warden or designee for final approval prior to use.

52050.27.1 Narcotic Searches

For narcotic searches in cells, rooms, dorms, buildings, or vehicles the following shall be adhered to:

- The area to be searched shall be secured free of inmates until arrival of the K-9 unit.
- The K-9 unit shall be escorted by a staff member from the facility to be searched or by a member of the security squad.
- A list, in writing, of those areas to be searched shall be given to the K-9 handlers upon their arrival in the area.
- Upon the completion of the search by the K-9 unit, a physical search of the area shall be conducted by designated staff.

52050.27.2 Visitor/Vehicle Search

The K-9 unit shall assist search teams in locating secreted narcotics on visitors or vehicles only when reasonable suspicion is established. The requesting staff members shall adhere to the procedures as set forth in this procedure, DOM 54020, Visiting; and 52051, Disposition of Contraband.

52050.27.3 Tracking Escaped Inmates

When it is determined that the K-9 unit is necessary for tracking escaped inmates, approval of the Warden or designee shall be obtained prior to requesting their services.

- The area where the escapee was last observed shall be secured and kept from any type of contamination (movement in that area, additional searching of the area, etc.) until the arrival of the K-9 unit.
- Upon establishing the track, the tracking team shall require the assistance of a minimum of two staff members. These staff members, in addition to weapons, shall be equipped with radios and restraint equipment.

52050.28 Revisions

The Director, Division of Adult Institutions, or designee shall ensure that the content of this Article is current and accurate.

52050.29 References

PC §§ 27, 830 - 849.5, 4030, and 11115.

CCR §§ 3005, 3177, 3270, 3287, 3288, 3289, and 3292.

GC § 3300, Public Safety Officers Bill of Rights.

ACA Standards 2-4192.

ARTICLE 20 — DISPOSITION OF CONTRABAND

Revised August 13, 1992

52051.1 Policy

Pursuant to PC 12028, The Director has established a system for the disposition of contraband. Any contraband retrieved from a body cavity, or which is otherwise suspected of being contaminated, shall be handled using appropriate safeguards (e.g., disposable plastic gloves) and shall be placed in a container which shall be clearly labeled "contaminated."

52051.2 Purpose

To provide for controlled disposal or disposition of acquired contraband items that pose a threat to persons or to the physical security of a facility.

52051.3 Responsibility for the Disposition of Contraband

The Warden or RPA shall administer and monitor the handling and disposal of contraband.

52051.4 Definition of Contraband

Any unauthorized property, materials, supplies, items, commodities, and substances received or obtained by inmate(s) from any source is contraband. (Refer to CCR 3006, and DOM 54030, Inmate Property.)

52051.5 Controlled Substances

See DOM 52010.

52051.6 Clothing: State Issue or Personal

Revised February 2, 2011

See DOM 54060.

52051.7 Inmate Property

See DOM 54030.

52051.8 Handicraft

See DOM 101050.

52051.9 Tools

See DOM 52040.

52051.10 Dangerous or Toxic Substances

See DOM 52030.

52051.11 Disposition of Medication

Outdated and contraband medication which has been tainted by inappropriate handling by inmate patients (e.g., tampered with, misplaced, or sold) shall be disposed of by medical staff in accordance with DOM 52010.

52051.12 Confiscated Firearms, Parts, or Ammunition

Confiscated weapons, parts, or ammunition no longer required as evidence for an investigation or trial shall be turned over to the following individuals for disposal:

- In a facility, to an armorer or other designated person.
- In a parole office, to an individual designated by the RPA at the PA-II level or higher.
- In the LEIU, to a special/senior special agent designated by the Assistant Director, LEIU.
- In the Academy, to a lieutenant or higher level employee designated by Academy.

Firearms may be released to governmental agencies pursuant to PC 12028 or 12030 or surrendered to DOJ for destruction. If the firearms are to be destroyed, a Department Form 918, Firearm/Firearm Part Disposition Log, shall be presented to the local court of jurisdiction for approval of transfer in accordance with PC12030. Upon return of the approved release for destruction, State DOJ shall be advised by submitting the completed CDC Form 918 with cover letter to:

Firearms Section
Department of Justice
P.O. Box 13417
Sacramento, CA 95812

52051.13 Inmate Manufactured Weapons

Inmate manufactured weapons shall be retained in evidence pending legal appeal. Upon completion of legal litigation, they may be used for IST purposes. All weapons not being used for training purposes and being held pending prosecution or appeal shall be secured in a storage area until removed from facility grounds by an approved, certified metal vendor.

52051.14 Money

Under no circumstances shall any money be mutilated or destroyed. Money which is discovered or confiscated by any employee shall be disposed of as follows:

- Staff shall immediately notify their supervisor upon discovering or confiscating any amount of money. A written report which identifies the serial number and denomination of each bill and the number of each denomination of coin shall be completed by the employee. The report shall be witnessed by at least one other employee.

Contaminated money shall be placed in a plastic container which shall be sealed and clearly marked "contaminated." The container and report shall be turned in to the Associate Warden (AW), Business Services, or a designated Business Services representative for mailing to the Department of Treasury for destruction. The AW, Business Services, or representative shall enclose a letter designating how the check from the Department of Treasury should be drawn. The letter and contaminated money should be packaged and mailed to:

Department of Treasury
Bureau of Engraving and Printing
O. C. S. Room 344 BEPA
P.O. Box 37048
Washington, DC 20013

Non-contaminated money shall be turned in to the AW, Business Services, or a designated Business Services representative for deposit in the Inmate Trust Fund.

52051.15 Handling of Evidence

Relevant evidence includes any and all controlled physical evidence acquired and processed from the commission of a crime and/or uncontrolled evidence where strong possibilities exists that it can be associated with a definite suspect through latent prints or other investigative means.

- Controlled felonious contraband is physical evidence of a felonious nature that includes, but is not limited to, weapons or narcotics that can be placed as having been in the immediate possession or control of any person.
- Uncontrolled felonious contraband is physical evidence of a felonious nature that includes, but is not limited to, weapons and narcotics that cannot be placed in the immediate possession or control of any person.
- Information collected that has been found (upon examination) to have no value as evidence shall be retained for at least six months before being prepared for destruction or return.

52051.16 Handling of General Contraband

General contraband shall be disposed of as listed below:

- Nonmetallic contraband, e.g., cardboard, paper, etc., shall be disposed of by the facility garbage.
- Metal contraband, e.g., can lids, metal scraps, etc., which is not usable by an appropriate department, shall be secured in a storage area until removed from facility grounds by an approved, certified metal vendor.
- State issued items shall be rerouted to the appropriate Department(s) for disposition and/or repair for reissuing.
- Unauthorized items which were obtained by authorized means may be sent home by inmates at their own expense or may be donated to the facility. (Examples: wallets, combs, belts, shoes, televisions, and stereos.)

52051.17 Donated Contraband

Inmate donated items shall be disposed of by one of the following methods:

- Donated to a charitable organization.
- Rendered useless or inoperable by disposing of it as trash.
- Retained for reissue if useful.
- Television sets which conform to the limitation of DOM 54030 and are in working condition may be reissued to indigent inmates.

52051.18 Revisions

The Deputy Director, Institutions Division, or designee shall be responsible for ensuring that the contents of this section are kept current and accurate.

52051.19 References

PC §§ 2790, 5054, 5058, 12028, and 12030.

CCR (15) (3) §§ 3006, 3152, and 3190.

ACA Standards 2-4192, 2-4195, and 2-4377.

ARTICLE 21 — INMATE USE OF TELEPHONES

Revised February 29, 2008

52060.1 Policy

To provide inmates with the means and the opportunity to make personal calls to persons outside the institutions/facilities of the Department.

52060.2 Purpose

To establish procedures in the use of intrainstitution/intrafacility telephones for business purposes, authorizing confidential phone calls between inmates and their attorneys of record, and the use of public telephones for personal calls by inmates.

52060.3 Use of Intrainstitution Telephone by Inmate

Inmates shall not use intrainstitution/intrafacility telephones except as specifically required and authorized by their assignment supervisor for communication with offices and personnel within the institution/facility.

Inmates shall identify themselves as "inmate (by name)" when answering or placing an ininstitution telephone call.

Inmates shall not use or be allowed access to an institution/facility telephone with the capability of direct connection with a public system, except as authorized in this Article.

52060.4 Public Telephone Access

Each institution/facility shall provide public telephones for the use of general population inmates to make personal calls.

Each institution/facility shall also provide Telecommunication Device for the Deaf (TDD) telephones for use by inmates with a documented severe hearing impairment for personal, emergency, and confidential calls. The TDD telephone calls are subject to the same policies and procedures as are in place for telephone calls for general population inmates with the following exceptions.

- Extended time shall be scheduled for these calls due to the time delay which results from the TDD relay process.
- TDD telephones may be necessary to provide accommodations for inmates and their callers with disabilities.

The institution/facility shall ensure effective telephone communication for inmates with disabilities and/or the disabled person(s) with whom they are communicating.

52060.5 Inmate Personal Calls

Inmates may make personal calls to persons outside the institution at designated times and on designated telephones according to their privilege group designation.

Limitations shall be placed on the frequency of such calls to allow equal access to Telephones. No limitation shall be placed on the numbers, identity, or relationship to the inmate of the person called, providing the person being called agrees to accept all charges for the call.

52060.6 Scheduling of Outside Telephone Calls

Revised December 14, 2012

Telephone sign-up sheets covering seven days will be maintained and logged weekly. Sign-up sheets shall be divided in 15 minute increments. Sign-ups for inmate telephone calls will be accepted during program hours on second and third watch only.

- Inmates must present their identification card to sign up.
- Inmates may not sign up for a call time slot during their work/training hours.

If an inmate fails to appear for the call at the designated time, the next scheduled caller will be allowed to place their call or the telephone will remain vacant.

Inmates shall not, under any circumstances, charge phone calls to credit cards or place third party calls.

Inmates shall not declare an Emergency Interruption to the telephone operator when placing telephone calls.

52060.7 Identification of Privilege Group

Revised December 14, 2012

Officers supervising the telephone sign-up shall check privilege group to ensure eligibility for the call.

- Privilege Group A:
 - Telephone calls during the inmate's non-work/training hours shall be limited only by institution/facility telephone capabilities, and hours of general population unlock.
- Privilege Group B:
 - One personal telephone call period per month.
- Privilege Groups C, D, and &U:
 - Telephone calls on an emergency basis only as determined by institution/facility staff.
- DD:
 - All privileges generally associated with the inmate's work/training incentive group's status will be suspended during a period of DD.

Inmates housed in AD-SEG Units, either voluntarily or under the provisions of CCR, 3335, will be allowed to make outside telephone calls that approximate those for the work/training incentive group to which the inmate is assigned, except that individual calls must be specifically approved by the supervisor in charge of the unit before a call is made

52060.8 Confidential Telephone Calls

Wardens may delegate authority to specific staff members to authorize confidential telephone calls between an inmate and the inmate's attorney, or

any other person when designated staff determines that confidentiality is warranted.

Approval and clearance for a confidential phone call between an inmate and their attorney shall be conducted according to Section 3282 of the Title 15. The CDCR Form 106-A shall be used to document clearance. The information in the CDCR Form 106-A shall be updated regularly, but no less frequently than annually.

Authorized confidential calls shall not be monitored or recorded. However, inmates will be under constant visual observation during the confidential phone call.

Confidential calls shall not be placed on designated inmate telephones.

52060.9 Emergency Calls

Revised September 25, 2007

An emergency is defined as a death, serious illness, or accident involving an immediate family member as defined in Title 15, Section 3000. When a member of an inmate's family calls to convey an emergency message, the call shall be referred to the appropriate Chaplain or Correctional Counselor.

If the Chaplain or Correctional Counselor is not available, the call shall be referred to the Program Lieutenant. In the absence of the Program Lieutenant, the Watch Commander shall accept the call. The staff member accepting the call shall attempt to verify the emergency.

The inmate shall be informed of the message and may be permitted a monitored telephone call, which shall be placed as a collect call or paid for by the inmate's trust account.

If the inmate is permitted an emergency call, upon completion of the call, the staff member shall evaluate the inmate's reactions and behavior in order to determine whether or not an increase in custody and/or change of housing and/or follow-up counseling is required. If the staff member is unable to independently make a determination, the matter shall be referred to the appropriate administrator.

Trust account withdrawal telephone calls shall not be placed on public inmate telephones. Time and charges for approved calls shall be recorded on the CDC Form 193, Trust Account Withdrawal Order, by the staff who monitors the call. (See DOM 23000.) If the inmate is permitted to place a call, the time, date, person called, and the inmate's response shall be recorded on the CDC Form 128-B, General Chrono. The original sent to the Record's Office for the inmate's C-File and a copy to the inmate.

52060.10 Release From Work/Training Assignment to Respond to Emergency

Inmates shall be notified of an emergency while on their work/training assignment at the time of the emergency call.

If an inmate is requested by staff to respond to an emergency call during their work/training assignment, the inmate's supervisor shall release the inmate to respond to the staff's request.

The inmate shall receive "S" time credit for the authorized absence.

52060.11 Telephone Branding

Whenever an inmate makes a telephone call on an inmate telephone, the call may have an announcement before and at random intervals during the call. This announcement is known as branding and consists of the following:

Before the call the following may be heard by both the inmate and the person called:

This is the operator. I have a collect call from (inmate name), at a California correctional facility. This call and your number will be recorded. To deny charges, hang up now. To accept charges, press 5 now.

At random intervals during the call the following may be heard by both the inmate and the person called:

This recorded call is from an inmate at a California correctional facility.

52060.12 Telephone Monitoring

Inmate telephone calls on ininstitution/intrafacility or designated inmate telephones are subject to being monitored at any time by institution staff.

52060.13 Notice of Monitoring

A conspicuous notice, in the English and Spanish languages, shall be posted at each telephone installation where inmates are normally permitted to make personal outside calls.

- The notices shall read: Any call placed on this telephone may be monitored and recorded without prior notice to the caller or the person called.
- Use of this telephone constitutes consent to monitoring, recording, and acceptance by the caller of the responsibility to inform the person called that their conversation may be monitored and recorded.

- When outside calls are permitted from a telephone where this notice is not posted, the staff member authorizing the call shall verbally inform the inmate of the notice information.

52060.14 Devices and Taping Capabilities

Telephone monitoring devices shall be utilized whenever the telephones are in use. Taping capabilities shall be used as needed by monitors.

If staff believes that illegal activities will transpire over the telephone during a particular call, that call shall be recorded.

Monitors shall terminate all inmate calls regarding:

- Drug trafficking.
- Proposed or actual violence.
- Any information adversely affecting the operation, safety, or security of the facility, transportation actions, the CDC, or its employees.
- Calls exceeding 15 minutes.
- Disrespectful comments and/or obscenities directed towards the telephone employee (operator).
- Monitors shall immediately report to the watch commander any information adversely affecting the security or safety of the institution/facility.

52060.15 Revisions

The Director, DAI, or designee shall ensure that the content of this Article is accurate and current.

52060.16 References

CCR §§ 3282, 3044, 3335 and 3343.

ACA Standards 2-4228, 2-4229 and 2-4379.

ARTICLE 22 – GANG MANAGEMENT

(Previously contained in Restricted DEPARTMENT OPERATIONS MANUAL [DOM], Section 55070)

Revised September 23, 2005

52070.1 Policy

The California Department of Corrections and Rehabilitation (CDCR) prohibit individuals under its jurisdiction from any type of participation in gang activity and maintains a pro-active stance in the arena of gang suppression.

The CDCR provides inmates and parolees the opportunity to disassociate themselves from gangs and gang activities, making available to them programs consistent with their custody/supervision needs.

52070.2 Purpose

This Section defines staff responsibilities and provides uniform procedures for the management of gangs.

52070.3 Gangs And Public Safety

The CDCR has determined that gangs and their activities are a threat to the security of prisons and jails and are a clear and present danger to public order and safety.

52070.4 Philosophy

The preservation of public safety is the guiding principle of the criminal justice system in the State of California. The CDCR strongly endorses this basic principle.

The CDCR is mandated to control convicted offenders through institutional housing and parole supervision. In addition, the CDCR provides opportunities for offenders to take responsibility for their lives and improve their chances to become positive members of the community.

The CDCR has determined that prison gangs and disruptive groups, through their illegal activities, are a threat to the security of all institutions and camps. They are also a definite danger to public order and safety.

This Article provides direction for implementing the CDCR's policy in the arena of gang management and suppression.

52070.5 Gang Management Strategy

The CDCR's gang management strategy shall be to identify gang affiliated inmates/parolees, track them, monitor their conduct, take interdiction action, and apply sanctions when they are found to be involved in illicit or unlawful gang activity.

52070.5.1 Document Gang Involvement and Activity

Staff shall document all allegations of inmate/parolee gang involvement and activity. The documentation shall be placed in the inmates'/parolees' central files and copies shall be routed to the gang investigators.

52070.5.1.1 Administrative Officer of the Day/Reporting Activity Of Gang Affiliated Inmates

The Administrative Officer of the Day, DAI, shall use the CDCR Form 837 series, Crime/Incident Report, to report, monitor, and compile statistical data regarding the activity of gang affiliated inmates.

The CDCR Form 837 series shall be accomplished and distributed per DOM, Chapter 5, Article 3. Additionally, the accomplishing staff shall route to their institution's gang investigator a copy of all CDCR Form 837 series, which report gang involved incidents.

Accomplishing staff shall ascertain whether any inmate involved in an incident is identified as a gang affiliate. If so, Part A of the CDCR Form 837 series shall be marked "GANG INVOLVED" in the Exceptional Activity section. Also, each inmate's validated or suspected gang affiliation shall be listed on Part-B1 of the CDCR Form 837 series.

Accomplishing staff shall ascertain whether an inmate is a validated gang affiliate by reviewing any pertinent documents in the inmate's central file to include, but not limited to, the CDC Form 812-A, Notice of Critical Information - Prison Gang Identification, and CDC Form 812-B, Notice of Critical Information - Disruptive Group Identification, which are contained in the central file.

52070.5.2 Gang Identification and Validation

Revised August 9, 2011

Departmental regulations and procedures for identification of gang affiliates shall be uniformly applied. Each institution, parole region, and field office of the Office of Correctional Safety (OCS) shall assign gang investigators to identify gangs and gang involved individuals. The Chief, OCS, shall have management responsibility for the validation of those inmates/parolees so identified by the gang investigators as outlined in this DOM Article.

52070.5.3 Gang Activity Interdiction

The gang investigators, under coordination of the Chief, OCS, shall join with task forces comprised of local, State, and federal law enforcement personnel to track, monitor and interdict, within the framework of law, the illicit and unlawful behavior of gangs.

52070.5.4 Gang Activity Sanctions

Inmates/parolees found to be in violation of criminal or administrative statutes shall be dealt with in the strictest possible legal manner. For inmates, this shall include, but not be limited to, loss of privileges, increase in custody, loss of work credits, enhancement of penalties, segregation from the inmate general population, and referral for criminal prosecution. For parolees, this shall include, but not be limited to, imposition of expanded special conditions of parole, increased levels of supervision, incarceration, referral to the Board of Parole Hearings for revocation proceedings and referral for criminal prosecution.

52070.6 Cooperation with Other Criminal Justice Agencies

Departmental gang investigators shall fully cooperate with investigators from other criminal justice agencies, on a need-to-know basis, regarding gang-involved investigations and information sharing.

Departmental gang investigators shall join and participate in local, regional, and statewide law enforcement task forces dedicated to gang intelligence sharing and gang activity suppression.

52070.7 Role and Authority of the Chief, Office of Correctional Safety

The Assistant Secretary, OCS, shall have management responsibility for SSU's Gang Intelligence Operations section and its gang investigators. Gang investigators shall be senior special agents, special agents, Correctional Lieutenants, and Correctional Sergeants assigned to the unit. The SSU gang investigators shall be selected by the Chief, OCS.

52070.7.1 Prison Gang Designations

The Assistant Secretary, OCS, shall determine when criminal groups have formed into actual prison gangs in accordance with the criteria established in this DOM Article.

52070.7.2 Coordinate Gang Program

The Assistant Secretary, OCS, shall coordinate the CDCR's gang intelligence, identification, validation, and suppression program and coordinate that program with other criminal justice agencies.

52070.7.3 California Gang Task Force Responsibility

The Assistant Secretary, OCS, shall have management responsibility for meeting the administrative needs of the California Gang Task Force (CGTF).

52070.8 Role and Authority Of Wardens

Wardens shall have management responsibility for their respective gang investigators.

Each institution shall have a gang investigator designated as an Institutional Gang Investigator (IGI) or investigative lieutenant. Gang investigators shall be Correctional Lieutenants. Gang investigators shall be selected by their Wardens.

Wardens shall ensure that gang involved or related occurrences and information are brought to the attention of appropriate personnel.

52070.9 Role and Authority of Regional Parole Administrators

Regional Parole Administrators (RPA) shall have management responsibility for their respective gang investigators. Each parole region shall have a Regional Gang Investigator. Gang investigators shall be in the Parole Agent II classification. Gang investigators shall be selected by their RPAs.

RPAs shall ensure that gang involved or related occurrences and information are brought to the attention of appropriate personnel.

52070.10 Role and Authority of the Parole Operations Administrator

The Parole Operations Administrator of the Division of Adult Parole Operations (DAPO) shall be responsible for developing and implementing the division's gang management procedures.

52070.10.1 Gang Investigator Functional Supervision

The Paroles Operations Administrator shall have functional supervision over the regional gang coordinators regarding the division's gang management procedures.

52070.10.2 Gang Involved Parolee Arrest/Incident Notifications

Revised August 9, 2011

The Paroles Operations Administrator shall ensure that the Gang Intelligence Operations Unit is promptly notified of all arrests or incidents involving gang-affiliated parolees. The Operations Administrator shall maintain a close working relationship with the SAC, OCS, and the Senior Special Agent, Gang Intelligence Operations, regarding gang management matters.

52070.11 Role and Authority of the SAC, OCS

The SAC, OCS, Gang Intelligence Operations or designee shall have functional supervision of the Senior Special Agent, Gang Intelligence Operations, and the IGIs, (as it relates to validations, debriefings, and gang investigations/intelligence). The SAC shall be apprised of all gang management matters affecting, or having a potential to affect, departmental policy or procedure.

52070.11.1 Relationship with DAPO and SSU

Revised August 9, 2011

The Office of Correctional Safety, Fugitive Apprehension Team Administrator, or designee shall maintain a close working relationship with the DAPO Administration regarding significant incidents involving parolees. All incidents which require arrest, surveillance, or consultation and are considered serious in nature, high notoriety, public, or special interest cases, shall immediately be referred to the OCS Administrator, or designee for appropriate disposition.

52070.11.2 Gang Involved Inmate Incident Notifications

The institution and parole's Gang Investigators shall ensure that Gang Intelligence Operations is promptly notified of all arrests or incidents involving gang affiliated inmates.

52070.12 Role and Authority of the Senior Special Agent, Gang Intelligence Operations, SSU

The Senior Special Agent shall report directly to the SAC, OCS. The Senior Special Agent supervises the SSU Gang Intelligence Operations section which includes the SSU gang investigators (Special Agents), and the Correctional Lieutenants, Sergeants, and ancillary staff of the Gang Intelligence Operations Debriefing Team. The Senior Special Agent shall maintain a close working relationship with the SAC, Chief, Classification Services, and DAPO Administrator regarding gang management matters.

52070.12.1 Gang Investigator Functional Supervision Responsibility

The SAC, OCS shall have functional supervision over the DAI and the DAPO gang investigators regarding investigation, identification, validation, monitoring, and tracking of gang affiliates.

52070.12.2 Receiving and Disseminating Information

The SAC, OCS, or designee shall be the CDCR's main spokesperson regarding gang information and shall have primary responsibility for:

- Receiving, analyzing, coordinating, and disseminating pertinent prison gang and disruptive group data to assist respective managers regarding security of institution and parole operations.

- The sharing of this information between the Institutions, DAPO, the departmental training center, and other criminal justice agencies at the local, State, and federal levels.
- Information potentially affecting the policies and/or procedures of the CDCR shall require authorization from the Assistant Secretary, OCS or designee prior to being disseminated.
- Prior to releasing any gang related documents to any court or attorney, either voluntarily or under subpoena, the CDCR's Office of Legal Affairs (OLA) shall be contacted and informed of the request and the nature and contents of the documents requested/demanded. The OLA shall provide guidance for release. All documents released from the control of the OCS shall have the approval of the Assistant Secretary, OCS, prior to release.

52070.12.3 Preparing and Disseminating Reports

The SAC, OCS or designee shall be responsible for the preparation of charts, assessments, statistical reports, and other material as required to provide an accurate portrayal of gang activity. The SAC, OCS shall disseminate this information to departmental and other criminal justice agency managers and gang investigators on a need-to-know basis as authorized by the Assistant Secretary, OCS.

52070.12.4 California Gang Task Force

The SAC, OCS, or designee shall serve as coordinator of the CGTF. The CGTF is comprised of criminal justice agency personnel from numerous local, State, out-of-state and federal jurisdictions. As coordinator, the SAC, OCS, responsibilities include:

- Processing membership and guest applications.
- Maintaining records.
- Scheduling meetings at locations throughout the State.
- Chairing the two (2) day, each month, gang intelligence information-sharing meetings.
- Collecting, dispersing, and maintaining meeting fees.
- Handling correspondence.
- Preparing and distributing a monthly summary of reported gang activity.
- Preparing statistical reports.

52070.12.5 Gang Investigator Meeting

Prior to the CGTF meeting, the SAC, OCS, or designee shall meet with all departmental gang investigators to ensure that the CDCR is represented at the CGTF meeting by a cohesive, organized group. Additionally, this meeting shall serve as a training session regarding gang identification, validation, etc., and shall provide an opportunity to exchange gang-intelligence information at the operational level.

52070.12.6 Assistance and Data Requests

The Senior Special Agent shall be responsible for coordinating requests for gang activity data, training, and investigative assistance received from departmental as well as other criminal justices agencies.

52070.13 Gang Investigator Selection Criteria

To be eligible for selection by their respective managers, gang investigator candidates shall have the civil service positions of either Special Agent/Senior Special Agent, Parole Agent II, or Correctional Lieutenant and shall:

- Have a good working knowledge of prison gangs and disruptive groups.
- Be highly motivated to investigate organized criminal activity and gang affiliations.
- Be well organized, efficient, and possess good interpersonal, communication, and analytical skills.
- Have the necessary verbal skills to make presentations and conduct training regarding gangs to large audiences.

52070.14 Role and Responsibility Of Gang Investigators

The Regional Parole Gang Investigators shall be directly responsible through their chains of command to their respective RPA or designee, and shall be functionally supervised by the Parole Operations Administrator and the SAC, OCS.

The IGIs shall be directly responsible through their chains of command to their respective Wardens and shall be functionally supervised by the SAC, OCS, and the Senior Special Agent, Gang Intelligence Operations, SSU.

52070.14.1 Obtain and Share Information

The gang investigators shall have the primary responsibility in their respective institution or region for collection of information in regard to gang affiliations or gang-related criminal activities. They shall collect information from various sources and transmit this information to their respective Wardens or RPAs, SAC, OCS, and to the Senior Special Agent without delay.

The gang investigators shall maintain a close working relationship with other staff. They shall collect, analyze, and transmit any material or information of significance to their respective managers, SAC, OCS, and to the Senior Special Agent. They shall be responsible for documenting gang members and associates (and their visitors at respective institutions). They shall monitor new arrivals to their respective institutions or parole regions, particularly new commitments from and to Reception Centers. They shall identify and document inmates or parolees engaged in any gang activity. They shall maintain regular telephonic contact with other investigators, local law enforcement agencies, and other appropriate individuals as necessary so as to provide an avenue for the exchange of information.

The gang investigators shall maintain regular telephonic contact with the Senior Special Agent and shall convey important data, including inmate/parolee gang-involved incidents or arrests, without delay. These telephonic contacts shall be followed up by necessary reports and/or documents. Wardens and RPAs or their designees shall be apprised of all information obtained by their respective investigators so that the information will reach appropriate personnel.

52070.14.2 Provide Training

The gang investigators shall provide training for CDCR personnel and personnel from other jurisdictions on matters related to gangs. Should assistance be necessary, the Senior Special Agent may be contacted.

52070.14.3 Classification Resource

The gang investigators shall be a resource in the classification process in matters related to gangs.

52070.14.4 Meetings and Conference Calls

The gang investigators shall attend/participate in such meetings and telephone conference calls as are deemed necessary by the Chief, OCS, in concurrence with their respective managers. These meetings/conference calls shall be coordinated and supervised by the SAC, OCS, or the Senior Special Agent; for example, California Gang Task Force meetings, etc.

52070.14.5 Inmate/Parolee Cooperation with Other Jurisdictions

Whenever a gang investigator becomes aware that a high notoriety inmate or parolee wishes to cooperate with the CDCR and/or other law enforcement agencies regarding a debriefing or other gang information, or if the matter is potentially complicated, the SAC, OCS, and the Senior Special Agent shall be notified. The Senior Special Agent, in concert with the SAC, OCS, shall determine the debriefing process, etc. Thereafter, the respective manager shall be apprised of the debriefing or other information. All outside agency requests for debriefing shall be referred to the applicable investigator and/or the Senior Special Agent.

52070.14.6 Provide Emergency Telephone Number

All gang investigators shall provide their managers, SAC, and the Senior Special Agent with a telephone number where they can be reached after working hours in the event of an emergency.

52070.15 Gangs Defined

As referenced in CCR Section 3000, a gang is defined as any ongoing formal or informal organization, association, or group of three (3) or more persons, which has a common name or identifying sign or symbol whose members and/or associates engage or have engaged on behalf of that organization, association, or group in two or more illicit activities which include, but are not limited to, planning, organizing, threatening, financing, soliciting, or committing unlawful acts or acts of misconduct classified as serious pursuant to CCR Section 3315.

52070.15.1 Prison Gangs Defined

A prison gang is defined as any gang which originated and has its roots within the CDCR or any other custodial system.

52070.15.2 Disruptive Groups Defined

A disruptive group is defined as any gang, other than a prison gang.

52070.16 Authorized Gang Investigations

Only gangs and their affiliates specified in this DOM Article shall be investigated.

52070.16.1 Prison Gang Investigations

Prison gangs, as designated by the Chief, OCS, and their affiliates shall be investigated.

52070.16.2 Designated Prison Gangs

- Aryan Brotherhood (AB).
- Black Guerrilla Family (BGF).
- Mexican Mafia (EME).
- Nazi Low Rider (NLR).
- Northern Structure (NS).
- Nuestra Familia (NF).
- Texas Syndicate (TS).

Recognized prison gangs shall be designated by the Chief, OCS. The Chief, OCS, may amend the above list of identified prison gang(s) as necessary.

52070.16.3 Disruptive Group Investigations

Disruptive groups, and their affiliates, as recognized by the Chief, OCS, the SAC, OCS, the departmental managers, individual Wardens, institutional managers, and/or gang investigators shall be investigated.

52070.16.4 Recognized Disruptive Groups

Disruptive groups include, but are not limited to:

- Precursor gangs that may become prison gangs.
- Street gangs.
- Revolutionary groups.
- Motorcycle gangs.
- Terrorist groups/affiliates.

52070.17 Identification of Gang Affiliates

The identification of gang affiliates shall be accomplished by gang investigators in accordance with DOM, Chapter 6, Article 2, Case Considerations.

52070.17.1 Documenting Gang Affiliation on a CDC Form 812-A Or B

If, after the thorough investigation and documentation prescribed by DOM, Chapter 6, Article 2, the gang investigator concludes the inmate/parolee is gang affiliated (active or inactive) or has had a change in gang status, the investigator shall complete either a CDC Form 812-A, Notice of Critical Case Information - Prison Gang Identification, or a CDC Form 812-B, Notice of Critical Case Information - Disruptive Group Identification. On the form, the gang investigator shall document the affiliation, category of involvement, and the original, independent source items of information contained in the central file, which were used to support the conclusion. The completed CDC Form 812-A/B shall be retained in the inmate's/parolee's central file and the inmate/parolee shall be given a copy. Current activity is defined as any documented gang activity within the past six (6) years consistent with CCR Section 3341.5(c)(5).

52070.17.2 Documenting Gang Affiliation on A CDC Form 128-B

The gang investigator shall also document in narrative fashion on a CDC Form 128-B, General Chrono, the inmate's/parolee's gang affiliation, category of involvement, and specify each original, independent source item of information contained in the central file, which was relied upon to support the conclusion. A CDC Form 128-B shall also be used to document insufficient evidence to support a conclusion of gang affiliation. Documentation shall begin with a definite conclusion of finding based upon the evidence. It shall not be inconclusive or equivocal. The completed CDC Form 128-B shall be retained in the inmate's/parolee's central file and the inmate/parolee shall be given a copy. The investigator shall also assure the inmate/parolee has received copies of all non-confidential documents used in the validation. All confidential information used in the validation shall be disclosed to the inmate via CDC Form 1030, Confidential Information Disclosure Form. This documentation shall be disclosed to the inmate/parolee per the procedure defined in this DOM Article.

52070.17.2.1 Example Language for CDC Form 128-B, Re: Gang Affiliation Conclusion

After a thorough review of the evidence, I have concluded that inmate/parolee John DOE, E-00000, is an associate (etc.) of the prison gang/disruptive group "X." This is supported by: (1) "Item"; (2) "Item"; etc.

52070.17.2.2 Example Language For CDC Form 128-B, Re: A Conclusion Of No Gang Affiliation

After a thorough review of the evidence, I have concluded there is no or insufficient information to support that inmate/parolee John DOE, D-00000, is affiliated with the/any prison gang/disruptive group "X." (provide an explanation.)

52070.17.2.3 Verification Of An Inmate/Parolee's Gang Identification

The verification of an inmate/parolee's gang identification shall be validated or rejected by the Chief, OCS, or his/her designee.

52070.18 Category of Gang Involvement

The identification of the category of an inmate's/parolee's involvement within a gang shall be based upon the strength of the required documentation in the inmate's/parolee's central file, not upon multiple, same source documentation. Only the categories in this DOM Article shall be used to identify an inmate's/parolee's gang involvement.

52070.18.1 "Delete" Category

"Delete" designates the inmate/parolee is no longer believed to have been an affiliate of a gang due to a lack of substantiation. This identification is used to remove an inmate/parolee from the gang data base.

52070.18.2 "Member" Category

"Member" designates an inmate/parolee who has been accepted into membership by a gang. This identification requires at least three (3) original, independent source items of documentation indicative of actual membership. At least one (1) of the sources shall be a direct link to a validated member or associate or former member (dropout) identifying the inmate/parolee as a member. The source items shall meet the requirements established in CCR Section 3378.

52070.18.3 "Associate" Category

"Associate" designates non gang members who are involved periodically or regularly with members or associates of a gang. This identification requires at least three (3) original, independent source items of documentation indicative of association with VALIDATED gang members and/or associates. At least one (1) of the sources shall be a direct link to a validated member/associate, such as a validated member/associate or former member/associate (dropout). The source items shall meet the requirements established in CCR Section 3378.

52070.18.4 "Inactive" Category

An inmate housed in general population as a gang member or associate may be considered for "inactive" status when the inmate has had no documented gang activity for two (2) years. If the inmate paroled during this two year period, the parole time may be used in calculating the two (2) years. The "inactive" status can be changed back to (active) member/associate if the Department receives one (1) piece of evidence indicating the inmate has re-involved himself/herself with gang activity.

An inmate housed in SHU as a result of his/her gang member or associate status, may be considered for "inactive" status by the Departmental Review Board (DRB).

Consistent with normal reviews, the IGI shall conduct a review of the inmate's gang status. If it has been determined by the IGI that the inmate has had no gang activity for a period of six (6) years, the IGI shall submit a request to the SSU to change the inmate's status to "inactive." If the SSU concurs with the IGI'S recommended gang status change, a new CDC Form 128B-2 shall be issued identifying the inmate as an "inactive" member/associate. Upon issuing a new CDC Form 128B-2 identifying the inmate as "inactive," the DRB shall be notified by the housing institution. At its convenience, but not to exceed 180 days, the DRB shall meet and consider the inmate for placement in a level IV, 180 design housing unit for a period of observation. At the DRB'S discretion, the inmate may be transferred to a level IV, 180 design institution.

If the inmate paroles from the SHU prior to his/her six (6) year IGI "inactive" review, and is then returned to CDCR custody on a parole violation or new term, the parole time will be taken into account for the total time. However, if the most recent source of activity used in the inmate's validation is less than six (6) years old, the inmate shall be returned to SHU placement until he/she has obtained a minimum of six (6) years without any documented gang activity.

The "inactive" status may be changed back to (active) member/associate if the Department receives one (1) piece of evidence indicating the inmate has reinvolved himself/herself with gang activity.

52070.18.5 "Dropout" Category

"Dropout" designates that the inmate/parolee was either a gang member or associate who has discontinued gang affiliation. This identification requires the inmate/parolee to have cooperated in, and successfully completed, the debriefing process as specified in this DOM Article, Sections 52070.20 through 52070.20.8.3.

52070.19 Debriefing

Debriefing is the process by which an investigator determines whether an inmate/parolee (subject) has dropped out of a gang. A subject shall be debriefed only upon his or her request, although staff may ask a subject if he

or she wants to debrief. Debriefing shall entail a two-step process that includes an interview phase and an observation phase.

52070.19.1 Role And Responsibility of The Gang Intelligence Operations, Debriefing Team

The debriefing team is tasked with the responsibility of debriefing validated prison gang members desiring to disassociate themselves from the gang. The primary objective of the team shall be to debrief validated prison gang members housed in SHU. The team may be used to perform other functions at the discretion of the Chief, OCS.

52070.19.2 Debriefing Objective and Purpose

The objective of a debriefing is to learn enough about the subject and the subject's current gang to:

- Allow staff to reasonably conclude the subject has dropped out of that gang.
- Allow staff to separate the subject from identified active gang affiliates, protecting the subject from their retaliation.
- Allow staff to reclassify the subject regarding possible new custody, housing, and assignment needs.
- A debriefing is not for the purpose of acquiring incriminating evidence against the subject.

52070.19.3 Pre-Debriefing Miranda Warning Not Given

A waiver of the Fifth Amendment right against self-incrimination is not a precondition of a subject undergoing debriefing. Subjects who undergo debriefings are not first given Miranda warnings with the express intent that any information provided shall be used administratively and not against them in a criminal proceeding.

Additionally, a pre-debriefing Miranda warning is not deemed necessary because:

- The subjects shall be debriefed only upon their request (staff may inquire if they want to debrief).
- Subjects shall not be required to complete their debriefing.
- Subjects may terminate their debriefing at any time.

52070.19.4 Miranda Warning

If during a debriefing the subject begins to relate the commission of a serious, chargeable crime, the gang investigator may stop discussion about the matter and continue on with another topic. After debriefing completion, the gang investigator may Mirandize and question the subject about the crime.

A subject may provide information during the debriefing that indicates self-incriminating evidence about a crime. After debriefing completion, the gang investigator may Mirandize and question the subject about the crime.

52070.19.5 Debriefing Success Not Determined By Invoking Miranda

If the subject then exercises the right not to incriminate him/herself, the exercise of that right shall not affect the determination of whether the subject successfully participated in the debriefing.

52070.19.6 Reporting Alleged Violations of Law or Regulation

Information obtained during a debriefing alleging an individual other than a peace officer, public official, or public employee committed violations of law or regulations shall be documented in the debriefing report and shall be reported by the gang investigator who conducted or supervised the debriefing to the gang investigator of the institution or other agency having jurisdiction over where the violation occurred. The debriefing report shall identify the institution/agency and individual to whom the allegation was reported. The recipient IGI shall notify institution management per local procedure.

52070.19.7 Reporting Alleged Public Official Violations of Law Or Regulation

Information obtained during a debriefing alleging a peace officer, public official, or public employee committed violations of law or regulation shall be immediately reported by the gang investigator who conducted or supervised the debriefing to their respective Warden or RPA. The gang investigator shall notify the affected agency(s) of the allegation(s). Such allegations shall be reported separately on a memorandum. If there is more than one (1) peace officer or other official, prepare a separate memorandum report on each person (unless they are alleged crime partners). The memorandum(s) shall:

- Be typed by a confidential employee.
- Not be entitled a "debriefing."
- Be marked "Confidential-Employee (or public official, etc.) Involved," as appropriate.

- Contain an assessment of the informant's reliability.
- Identify the agency and person notified of the allegation.
- Be signed or countersigned by the gang coordinator/investigator.

The gang investigator shall deliver copies of the memorandum(s) to management per local procedure. Additionally, copies shall be delivered to concerned departmental officials on a strict need-to-know basis and to the Senior Special Agent.

Copies of these memorandum(s) shall not be placed in the central file of the subject or any other inmate/parolee.

52070.19.8 Debriefing Report

Information obtained during a debriefing shall be documented on a confidential memorandum entitled a "debriefing report." The debriefing report shall be signed or countersigned by the gang investigator.

52070.19.8.1 Confidential Designation

Preceding the debriefing report narrative, the gang coordinator/investigator or their assistant shall document the need to designate the debriefing report as confidential, either from the subject, others, or both. A confidential designation shall adhere to the CCR, Title 15 regarding confidential material. This encompasses information which, if known to the inmate/parolee (subject or others), would endanger the safety of any person or would jeopardize the security of an institution.

52070.19.8.1.1 Confidential From Subject

A debriefing report may be designated as confidential from the subject when the subject has requested a confidential designation and the gang investigator has determined security would best be served by filing the report in the subject's confidential folder rather than another section of the central file.

If the debriefing report is designated confidential from the subject only per the subject's request, the subject shall review the debriefing report, initial each page of the report, and sign a declaration at the top of the first page which reads: "I, _____, have read this report and attest that it accurately relates the information I provided. The only exception(s) appear on my attached written statement."

If there are no exceptions, the subject shall write the words "None" at the end of the declaration and initial.

If there are one (1) or more exceptions, the subject shall write them on a separate, signed statement. The gang investigator or their assistant shall attach this signed statement to the back of the debriefing report and indicate "see attached" on the report.

52070.19.8.2 Recapitulation of Gang Affiliates

All persons reported by the subject as being an affiliate, including dropouts, of any gang, including those previously noted in the narrative, shall be documented on a list in alphabetical order. The list shall be at the end of the debriefing report.

If possible, the list shall contain each identified person's full name, moniker, CDC number (or the words "NON-CDC" and date of birth [DOB]), hometown/area, gang involvement (AB Assoc., NF Cat III, etc.) and CDCR location (institution, parole region, or discharged). The required information may be obtained from the debriefed subject or via OBIS and CLETS.

Only information referencing specific gang related association, participation, activities, and/or conduct shall be considered for, or as, a source item for validating the inmate/parolee as a member/associate of a gang. The CDC Forms 812 and 812-C shall be updated as any critical information becomes known and is documented in the inmate/parolee's central file. The forms shall also be reviewed and updated at the time of any change in the inmate/parolee's status or placement.

52070.19.8.3 Debriefing Report Disposition

The gang investigator shall be responsible for having a copy of the debriefing report placed in the central file confidential folders of the subject (if appropriate) and all other inmates/parolees identified in the report. At the conclusion of the debriefing process and after the subject has initialed the pages or provided any exceptions to the report as defined in this DOM Article, Section 52070.20.8.1.1, the investigator shall place, along with the copy of the debriefing report, a sealed envelope which shall contain any and all original hand written documents, letters, notes, or drawings provided by the subject during the course of the debrief. The investigator shall then have the sealed envelope placed into the subject's central file confidential folder. The investigator shall place a tracking sheet on the exterior of the sealed envelope to record the name, date, and purpose of any individual opening the envelope. The investigator may keep copies of the documents except for any document normally identified as a personal biographical history of the subject's gang activities.

The gang investigator shall immediately send a copy of the debriefing report to the Senior Special Agent.

The Senior Special Agent shall file the data for future retrieval and information needs. Additionally, the Senior Special Agent shall route copies of debriefing reports to all other gang coordinators/investigators for their confidential review.

The recipient gang investigators shall not duplicate, distribute, or copy the reports and shall return the reports to the Senior Special Agent by first-class mail for disposal.

52070.20 Validation of Gang Affiliates

"Validation" is the term used to describe the quality control review of gang affiliate identification. "Validation" is done to ensure that gang affiliate identifications are in compliance with departmental regulations.

52070.20.1 Validation Request by Gang Investigator

The gang investigator who verifies an inmate's/parolee's gang affiliation and category of involvement shall complete a Form Q, Gang Validation Worksheet (Exhibit "A"), a Form Q-1, Body Markings Diagram (Exhibit "B"), and a Form Q-2, Body Markings Photographs (Exhibit "C") on the inmate/parolee. The gang investigator shall attach to the completed Q series forms, a copy of the coordinator's CDC Form 128-B memorandum with copies of the supporting documentation. This shall be known as a validation package.

Prior to submission of a validation package to the OCS, or during the inactive review process, the subject of the investigation shall be interviewed by the IGI or designee and given an opportunity to be heard in regard to the source items used in the validation or inactive review. Inmates shall be given written notice at least 24 hours in advance of the interview. The interview may be held earlier if the inmate waives, in writing, the 24 hour preparation period. All source items referenced in the validation or inactive review shall be disclosed to the inmate at the time of notification. The inmate shall be given copies of all non-confidential documents unless otherwise requested in writing by the inmate. Confidential information used in the validation or inactive review shall be disclosed to the inmate via a CDC Form 1030, Confidential Information Disclosure Form. The interview shall be documented and include a record of the inmate's opinion on each of the source items used in the validation. Staff shall record this information and provide a written record to the inmate within fourteen (14) calendar days and prior to submission of the validation package to the OCS. The documented interview shall be submitted with the validation package or inactive review to the OCS for consideration in the approval or rejection of the validation or in consideration of the inmate's continued current active or inactive status.

The inmate's mental health status and/or need for staff assistance shall be evaluated prior to interview. Staff assistance shall be assigned per guidelines set forth in CCR Section 3318.

The gang investigator shall forward the validation package to the Senior Special Agent, Gang Intelligence Operations, SSU, or designee to request validation.

52070.20.1.1 Security of Q Series Forms By Gang Coordinator/Investigator

The Q series forms are work products that shall not be placed in the inmate's/parolee's central file. Further, disclosure of the category codes on the Form Q to inmates/parolees or unauthorized persons would adversely impact gang data base security, thereby jeopardizing the security of institutions and safety of individuals.

Note: The Q series forms (not filled out) are not considered RESTRICTED. However, once the Q series forms are used to record information regarding inmates/parolees, the forms shall then be classified as RESTRICTED.

52070.20.2 Validation Review by SSU

Gang Intelligence Operations, SSU, shall promptly perform a quality control review of all validation packages received. If the inmate's/parolee's gang affiliation and category of involvement has been properly identified, the identification shall be validated.

52070.20.3 Validation Action by Senior Special Agent

The Senior Special Agent or designee shall promptly document the validation action on a CDC Form 128-B2. The original CDC Form 128-B2 shall be sent to the originating gang investigator for placement in the inmate's/parolee's central file and a copy shall be sent for transmittal to the inmate/parolee. No gang affiliation shall be considered validated until this process is completed. This paragraph shall not apply to validation actions completed prior to this manual Section being placed into effect.

52070.20.4 Validation Rejection by Senior Special Agent

If the inmate/parolee has not been properly identified as a gang affiliate, the Senior Special Agent or designee shall promptly document on a CDC Form 128-B-2 that the identification does not meet current departmental standards for validation. The CDC Form 128-B2 shall direct that the erroneous CDC Forms 812-A/B and 128-B identifying the inmate/parolee as a gang affiliate be removed from the central file.

52070.20.4.1 Classification and Parole Representative (C&PR) or RPA I (Records Office Administration) Notification

The original memorandum shall be sent to the C&PR/RPA I (records office administration) of the originating institution/parole region for inclusion into the inmate's/parolee's central file and a copy shall be sent for transmittal to the inmate/parolee.

The C&PR/RPA I (records office administration) shall have the specified documents removed from the central file.

52070.20.4.2 Gang Investigator Notification

A copy of the memorandum shall be sent to the originating gang investigator. This copy shall cite the errors and/or deficiencies of the identification and shall contain suggestions about how to meet validation requirements. The validation package shall be returned to the originator along with a copy of the memorandum.

52070.20.5 C&PR Responsible For Marking Validation Documents

The C&PR shall be responsible for ensuring that each central file document identified and submitted as a source for gang validation is clearly and permanently marked according to its acceptance or rejection on the CDC Form 128B-2.

If the CDC Form 128B-2 identifies that the document was accepted as a source for validation, then the C&PR or designee shall mark the document with the statement; "This document meets the validation requirements established in CCR Section 3378."

If the CDC Form 128B-2 identifies that the document was rejected as a source for validation, then the C&PR or designee shall mark the document with the statement; "This document does not meet the validation requirements established in CCR Section 3378."

52070.21 Inmate/Parolee Appeals of Gang Identification And/Or Validation

Inmates/parolees may appeal their identified and/or validated gang affiliation and category of involvement pursuant to the CCR, Title 15 and the DOM.

52070.22 Gang Data Base

The restricted gang data base shall be maintained by the Gang Intelligence Operations section, SSU. It shall contain the names and identifiers of CDCR inmates, parolees, discharges, and others whose central files or other gang files may contain documentation indicative of specified gang affiliation.

The gang data base shall be compiled from validated gang identification documents.

52070.22.1 Gang Data Base Disclosure

Departmental gang investigators shall have direct access to the gang data base to assist them with identifying and tracking gang affiliates. Access may be by computer interface, floppy/CD diskette, or hard copy (printout).

When requested, departmental gang investigators may be issued a numbered gang data base diskette/CD and/or printout. The recipient shall be responsible for its security. The recipient shall be responsible for immediately returning the diskette or printout to the Senior Special Agent, Gang Intelligence Operations section by first-class mail within three (3) days of vacating the gang investigator position or upon instruction of the Senior Special Agent. Newly assigned staff shall be issued their own numbered copies.

Gang Intelligence Operations staff and gang investigators shall verbally share gang data base information with departmental personnel and personnel from other criminal justice agencies providing:

- The information shall be for intelligence use only.
- The identity of the requestor is clearly established.
- The requestor has an official need to know.

Except as provided for in this DOM Article, the gang data base shall not be disclosed, duplicated, or issued without authorization of the Chief, OCS.

52070.23 Critical Case Management System (CCMS) Computer Program

The restricted CCMS (pronounced see-miss) computer program is designed for departmental storage and retrieval of criminal intelligence information, including access to the SSU Gang Data Base and/or other gang records.

Such access shall be by computer interface or floppy/CD diskette. CCMS shall be programmed not to print out any SSU gang records.

52070.23.1 CCMS Management Responsibility

The Assistant Secretary, Enterprise Information Services (EIS), shall have management responsibility for CCMS computer program installation, maintenance, and modification. The Assistant Secretary, EIS, shall coordinate with the Director, DAPO, the SAC, OCS, and the Senior Special Agent of Gang Intelligence Operations, SSU, regarding CCMS matters.

52070.23.2 CCMS Use

CCMS shall only be used by the DAPO gang investigators and Investigative Services Unit personnel for the storage and retrieval of criminal intelligence file information.

52070.23.2.1 Authorized Data Storage

Criminal intelligence files shall contain information only on the activities and associations of:

- Individuals who are suspected of being or having been involved in the actual or attempted planning, organizing, threatening, financing, or commission of criminal acts; or are suspected of being or having been involved in criminal activities with known or suspected crime figures.
- Organizations, businesses, and groups which are suspected of being or having been involved in the actual or attempted planning, organizing, threatening, financing, or commission of criminal acts; or are suspected of being, or having been, illegally operated, controlled, financed, or infiltrated by known or suspected crime figures.

52070.23.2.2 Unauthorized Data

Data excluded from criminal intelligence file storage includes material regarding religious, political, or sexual information which does not relate to criminal conduct.

52070.23.3 CCMS Security

Revised August 9, 2011

Computers or computer terminals that have the CCMS program shall be restricted to DAPO, gang investigators, Investigative Service Unit personnel, and OCS personnel use only.

Inmates/parolees shall have no access to a computer or computer terminal that has the CCMS program.

The CCMS program shall be only on computers which are protected by a security system approved by the Assistant Secretary, EIS (i.e., Watchdog).

In the event of computer failure, the authorized user shall contact the local Associate Information Systems Analyst (AISA) or EIS for assistance. No computer shall be removed from its assigned station for repair or other reason unless the hard drive has been erased and reformatted either by magnet or system commands

52070.24 Gang Information Restriction

Revised August 9, 2011

Except OCS and as otherwise provided for in DOM, Chapter 6, Article 2 and this DOM Article, there shall be no departmental computer system or program, or other method of data storage, including written lists, which contains gang affiliation and/or gang intelligence information about individuals.

52070.25 Classification of Gang Affiliated Inmates

Gang affiliated inmates shall be classified in accordance with the CCR, Title 15 and the DOM on the basis of documented individual behavior and case needs.

At the inmate/parolee's annual review, any information or source items received/developed during the preceding year, which meets the validation requirements as defined in CCR Section 3378, shall be disclosed to the inmate/parolee on the CDC Form 812 A/B. The information need not be disclosed if it is part of an ongoing investigation or if disclosure would compromise an ongoing investigation. The inmate/parolee shall be interviewed regarding the information and a request shall be made to the OCS for an updated CDC Form 128B-2.

52070.26 Transfer Criteria for Gang Affiliated Inmates

Gang affiliated inmates shall be transferred in accordance with the CCR, Title 15 and the DOM on the basis of documented individual behavior and case needs.

52070.27 Visiting Privileges for Gang Affiliated Inmates

Gang affiliated inmates shall have visiting privileges in accordance with the CCR, Title 15 and the DOM on the basis of documented behavior and case needs.

52070.28 Work Assignments for Gang Affiliated Inmates

Gang affiliated inmates shall have work assignments in accordance with the CCR, Title 15 and the DOM on the basis of documented behavior and case needs.

52070.29 Mail for Gang Affiliated Inmates

Gang affiliated inmates may send and receive mail in accordance with the CCR, Title 15 and the DOM on the basis of documented individual behavior and case needs.

52070.30 Training for Staff

Peace officer and ancillary staff shall receive training regarding prison gangs and disruptive groups.

52070.30.1 Initial Peace Officer Training

Gang training shall be incorporated into the curriculum of the Correctional Officer and Parole Agent academies.

52070.30.2 Peace Officer and Ancillary Training

Peace officer and ancillary staff shall receive ongoing gang training within their respective institutions or regions.

52070.30.3 Newly Assigned Gang Investigators Training

Revised August 9, 2011

Gang investigators shall receive orientation training as soon as possible within thirty (30) days of their assignment from the Senior Special Agent or designee, Gang Intelligence Operations, OCS, and either the DAI, Chief of Investigative Services, or the DAPO, RPA, or designee.

The Senior Special Agent shall arrange and coordinate the training. The instructor shall designate the training location.

52070.31 Training For Personnel From Other Jurisdictions

The CDCR shall provide gang training, free of charge, for peace officers and non-sworn intelligence analysts from other jurisdictions.

52070.31.1 Training Center Guest Students

Qualified personnel from other jurisdictions may attend regularly scheduled Correctional Officer Academy basic gang classes at the departmental training center as guest students on a space-available basis.

Space availability shall be ascertained by subtracting the number of departmental students in the class from the classroom's maximum occupancy rating.

The training center administrator shall transmit to the Senior Special Agent, Gang Intelligence Operations, SSU, the scheduled times and dates of gang classes and the number of guest student spaces available for each class.

The Senior Special Agent shall maintain a list of qualified guest student applicants and shall schedule them for the available spaces. Both the training center administrator and the applicants shall be notified in writing of the scheduling.

52070.31.1.1 Guest Student Qualifications

In order to qualify as a guest student, the applicant shall:

- Be a peace officer or non-sworn intelligence analyst.
- Be employed by a Department/agency which is a member of the California Gang Task Force.
- Obtain authorization to attend the class from the employing Department/agency, including arrangements for travel, lodging, and meals (which shall not be provided by the training center).

52070.31.1.2 Guest Student Applications

Guest student applications shall be submitted to the Senior Special Agent for review and approval.

52070.31.2 Training Given On-Site At Other Jurisdictions

Other jurisdictions may request on-site gang training for sizeable groups of their peace officers and non-sworn intelligence analysts.

These requests may be directed to any departmental gang investigator. The gang investigators shall provide the requested training upon approval of local management.

The requests from other jurisdictions for on-site gang training shall be granted as often as possible, in keeping with the gang investigators work/training schedules.

Gang investigators may contact the Senior Special Agent for assistance regarding gang training, if necessary.

52070.32 Revisions

The Assistant Secretary, OCS, shall ensure that the contents of this Section are accurate and current.

52070.33 References

DOM, Chapter 5, Article 3; Chapter 6, Article 2.

CCR Sections 3023, 3340.1, 3341.5, 3375, 3375.3, and 3378.
Penal Code Sections 186.21, 186.22, 5054, and 5058.

ARTICLE 23 — INMATE DISCIPLINE

Effective January 19, 1990

52080.1 Policy

The Department provides a graduated system of inmate discipline designed to be administered commensurate with the seriousness of the offense. Discipline shall be so administered as to maintain control, conserve human values and individual dignity and promote socially desirable changes in attitude and behavior.

52080.2 Purpose

The inmate disciplinary system incorporates statutory and constitutional mandates and provides essential due process guarantees to ensure fairness and equal application. Wardens and RPAs shall ensure that inmate discipline is applied and administered in accordance with procedures provided in this section and in CCR 3310 through 3345.

Generally, breaches of conduct or law by inmates are observed by department staff. However, any person may initiate the disciplinary process by reporting a probable violation to a Department employee.

52080.3 Disciplinary Methods

Inmate discipline shall be dispensed by one or more of the following methods in institutions and community based correctional facilities:

- Verbal counseling. Misbehavior of a minor nature may be handled through verbal counseling and instruction. When, in the opinion of the staff member conducting the counseling/instruction, the problem has been corrected, a written report of the matter need not be submitted.
- CDC Form 128-A, Custodial Counseling Chrono. When counseling/instructions as described above are deemed unsuccessful in correcting the problem, a CDC Form 128-A shall be prepared. The CDC Form 128-A shall include complete circumstances regarding the misbehavior and a statement that repetition of the behavior may result in more serious disciplinary action. When minor contraband is involved, the CDC Form 128-A shall include disposition of the confiscated contraband. If a CDC Form 128-A is completed, one copy is given to the inmate and the original is placed in the inmate C-File. At this point, the disciplinary process ends.
- CDC Form 115, Rules Violation Report. Inmate behavior which is a violation of law, CCR (15), and/or approved procedure and not of a minor nature, shall be reported on a CDC Form 115.

52080.3.1 Supervisory Review

Disciplinary reports (CDC Form 115 and CDC Form 128-A) shall be submitted by the reporting employee to their immediate supervisor for review and approval. Supervisory review shall not delay prescribed time limits for subsequent action in the disciplinary process.

52080.3.2 Classification of CDC Form 115

A CDC Form 115 shall be submitted to designated staff at a job classification not less than the level required to conduct serious disciplinary hearings for classification of the violation report. CDC Form 115s shall be classified as either administrative or serious.

- Administrative. Criteria has been established in CCR 3314.
- Serious. Criteria has been established in CCR 3315.

The classification of a rule violation report determines the procedure to be followed in preparing for and in conducting a disciplinary hearing and the action that may be taken if the inmate is found guilty of the violation.

After proper classification of a CDC Form 115, the offender receives a copy of the typed CDC Form 115. CDC Form 804, Notice of a Pending CDC-115 is placed in the inmate C-File. The CDC Form 804 is used to ensure that the inmate is not approved for release or transfer to another facility while there is a pending CDC Form 115.

52080.3.3 Audit of Disciplinary Rule Violation Report

Upon completion of the hearing portion of the violation charges, an audit of the violation report shall be completed by the Chief Disciplinary Officer (CDO).

The audit shall ensure:

- The CDC Form 115 and 115-A are complete.
- The serious/administrative classification is correct.
- Due process and time constraints were met.

- Charges and circumstances of offense coincide.
- Assessed credit forfeiture conforms to division of offense and credit loss schedules (CCR 3323).
- Findings and disposition were justified by documentation.
- Investigative employee's/staff assistant's determination is appropriate.
- Ensures a copy of the completed CDC Form 115 and 115-A is delivered to the inmate within five working days of audit by CDO.

52080.3.3.1 CDO Actions

The CDO, following the audit shall, perform one of the following:

- Approve the CDC Form 115 as submitted.
- Order in writing with a copy to the inmate the CDC Form 115 reissued and reheard if:
 - CDC Form 115 is incomplete.
 - Due process rights were not afforded.
- Amend the CDC Form 115 classification and disposition to a lesser, but included charge.

52080.3.4 Approval of Disciplinary Methods/Actions

All disciplinary methods/actions are subject to the approval of the Warden or RPA. The Warden or RPA may set aside, dismiss, order a different action, or order a rehearing of the rules violation upon:

- Their own motion.
- Recommendation of staff.
- Inmate's request or appeal.

An order for a different method of discipline or hearing of disciplinary charges shall not result in any greater penalty or more severe action than originally taken.

EXCEPTION: Upon discovery of new information or evidence which was not available or reasonably discoverable at the time of the disciplinary action, the CDC Form 115 may be reissued and reheard by a different hearing officer. Findings and penalty assessed may occur without regard to the previous hearing.

52080.3.5 Chief Disciplinary Officer (CDO)

The CDO duties shall not be designated below the level of Associate Warden or PA. The CDO shall:

- Audit CDC Form 115 per the DOM 52080.3.3.
- Review the disciplinary process for problem areas and take corrective action as necessary.
- Review the treatment of inmates confined in DD and consider a modification of sentence when evidence indicates that the inmate is ready to conform to the rules.
- Refer all felonies occurring on institution property, including felony inmate conduct, to the institution's investigations unit for possible investigation and referral for criminal prosecution.
- Initiate disciplinary proceedings for cases referred for prosecution when an inmate revokes, in writing, a previous request for postponement of the disciplinary hearing; the DA declines prosecution; or court proceedings have concluded.
- Determine the proper senior hearing officer or committee level for Divisions A-1, A-2, and B serious CDC Form 115. This determination may be delegated to a captain, CC-III, or PA-III.
- Provide training in the disciplinary process.

Note: Conservation camps shall not forward serious CDC Form 115s to the CDO for examination due to the affect of geographic distances upon established time limits; however, telephonic discussion of the more serious violations is encouraged.

52080.3.6 Senior Hearing Officer (SHO)

SHOs shall not be designated below the level of captain; CC-III; PA-III; or an experienced lieutenant, CC-II and PA-II. Experienced means:

- An employee who is permanent at the designated staff level and who has received IST and/or OJT covering the responsibilities of an SHO, including observation of a minimum of five actual disciplinary hearings.
- The employee has been certified by the CDO or his/her designee, in writing, as competent to conduct hearings.

Note: A probationary, limited term, or training and development employee meeting the stated criteria and designated staff level may be used. Acting

staff whose permanent position is at a lower level than that designated shall not be assigned.

52080.3.7 Hearing Officer (HO)

HO duties shall not be designated below the level of lieutenant or an experienced sergeant, CC-I, or PA-I. Experienced is defined in DOM 52080.3.6.

52080.3.8 Changing Rule Violation Classification

Revised April 29, 1991

Classification of rule violations may be changed as follows:

- The staff member who initially classified a CDC Form 115 according to the seriousness of the charges, or a staff member at a higher level, may change the classification of the report before the hearing is held.
 - If classification of the CDC Form 115 is changed, the inmate shall be issued a copy of the modified CDC Form 115 at least 24 hours prior to the hearing, unless the inmate, in writing, waives the 24 hour time period.
- The official conducting the disciplinary hearing may change a serious classification to an administrative classification as a finding of the hearing.
- The Warden or RPA may change a serious classification to an administrative classification before or after a hearing is held.

An administrative classification may not be changed to a serious classification after an administrative violation hearing except upon the order of the Warden, RPA, or the director for a rehearing of the charges as a serious violation.

- The rehearing order shall be in writing and a copy shall be given to the inmate. The order shall include the reason(s) for the rehearing order. The inmate shall be afforded all due process rights prior to and during the hearing.

52080.3.9 Disciplinary Hearing Worksheet

A CDC Form 115-B, Disciplinary Hearing Worksheet shall be completed for compiling necessary information to be recorded on CDC Forms 115/115-A.

Information in each section shall be completed at the hearing. Information required as follows:

- Inmate's:
 - Departmental Identification Number (CDC number).
 - Name.
 - Housing.
- Violated rule number(s).
- Date of CDC Form 115. (Date of issuance of CDC Form 115.)
- Institutional log number.
- Purpose of hearing.
 - Inmate rights explained.
 - Health of the inmate (good, fair, poor, and if a problem document same).
- How did the inmate plead?
- Was hearing postponed? If so, fully explain reason for postponement and date and time hearing reconvened.
- Evidence presented at hearing. (Be concise but thorough.)
- Were witnesses requested?
 - If granted, witness name, number, and their complete statement.
 - If not granted, the complete reason for denial.
- List other factors considered at hearing.
- Finding - guilty or not guilty.
- Disposition.
 - Explain.
 - What is the basis for the finding? Explain.

52080.4 Administrative Rule Violations

CDC Form 115s for misbehavior shall be classified administrative if the alleged conduct is of a minor nature as described in CCR 3314. Administrative rule violations include but are not limited to:

- Petty theft or unauthorized acquisition or exchange of personal or state property.
- Destruction or misuse of state property valued at \$400 or less.

- Possession of otherwise approved property, materials, items, or substances in excess of authorized limits.
- Possession of property, materials, items, or substances not authorized by the approved property list which presents no threat to security.
- Misuse of food.
- Out-of-bounds which presents no threat to security.
- Misuse of telephone privileges which presents no threat to security.
- Violations of mail regulations or procedures which presents no threat to security, including, the sending of disturbing or offensive correspondence, as described in CCR 3135.
- Violations of visiting regulations or procedures which presents no threat to security.
- Failure to meet work or program expectations which are within the inmate's abilities.
- Reporting late to or failure to attend a work or program assignment.
- Participating in gambling not likely to result in protective custody needs, serious injury or threat of serious injury.
- Use of vulgar or obscene language.
- Failure to follow a temporary community leave or community based correctional facility itinerary.
- Being under the influence of alcoholic beverages, drugs, or intoxicants in a community based correctional facility.

52080.4.1 Hearing Officer

An administrative rule violation shall be heard by a disciplinary hearing officer (HO) or senior hearing officer (SHO) with following dispositions:

- Find the inmate guilty if the facts support the charge.
- Dismiss the matter if the facts do not support the charge.
- Find the inmate guilty of the charge but, in the interest of justice or because of other extenuating circumstances, dismiss the formal disciplinary charge and report the inmate's behavior on a CDC Form 128-A as described in DOM 52080.3.
 - If treated as a counseling, the CDC Form 115 shall be disposed of as indicated in DOM 52080.15.
- Determine the violation to be more serious than is appropriate for an administrative violation hearing.
 - The HO shall terminate the administrative violation hearing and have the matter scheduled for a serious violation hearing. A new CDC Form 115 shall be issued and due process rights granted.

52080.4.2 Witnesses, Assistance

The inmate does not have the right to have an investigative employee assigned nor to call witnesses at administrative hearings. As deemed necessary by the HO, the inmate may be given assistance by staff to understand the proceedings.

52080.4.3 Administrative Violation Dispositions

If the inmate is found guilty of an administrative violation, one or more of the following authorized dispositions may be made:

- Counseling, with or without a reprimand.
- Temporary suspension of designated privileges for a period not to exceed 30 days from the date the inmate is or was deprived of the privilege.
- Confinement to Quarters (CTQ), DOM 52080.23 provides the definition of CTQ, for a period not to exceed five days. Inmates shall be released to go to work and program assignments.
- One or more weekend and/or holiday lockups not to exceed a total of ten days. Weekend and holiday lockups may not be imposed in addition to CTQ.
- Assignment to extra duty, not to exceed 40 hours.
- Place a restriction on the inmate's withdrawal from their trust account for violations of canteen regulations or procedures or for violations involving the deliberate destruction, damage, or misuse of state/private property when the inmate refuses to pay for the cost of repair or replacement of such property, as described in CCR 3090.
- Suspend all or part of any authorized disposition for a period not to exceed 90 days pending the inmate's acceptance and compliance with all specific conditions established for suspension of sentence.
- Invoke all or part of a currently suspended disposition for a previous violation when the finding of fact on the current violation also

constitutes a finding of violation of the conditions established for the previously suspended sentence.

Note: The inmate shall have appeal rights and the procedure for appeals fully explained. The explanation shall be documented on CDC Form 115.

52080.5 Serious Rule Violations

Inmate misbehavior shall be classified as a serious rule violation if the act or action of the inmate is an act of force or violence against another person, a breach of or presenting a threat to institution/community based correctional facilities (facilities) security, a serious disruption of these facilities operations, the introduction, possession or use of dangerous contraband, controlled substances, participation in gambling that is more likely than not to result in protective custody needs, serious injury or threat of serious injury, or is an attempt to commit any such act coupled with a present ability to carry out the threat or attempt if not prevented from doing so. Serious rule violations include but are not limited to:

- Any act for which the inmate could be prosecuted for a felony, whether or not prosecution is undertaken.
- Any act for which the inmate could be prosecuted for a misdemeanor whether or not prosecution is undertaken.
- Any act or misconduct which is reportable to any parole board or releasing authority.
- Intentional destruction of state/private property valued at more than \$400, or intentional damage to state/private property requiring more than \$400 to repair or replace.
- Hideout or preparation to escape.
- Possession of escape paraphernalia.
- Tattooing or possession of tattoo paraphernalia.
- Possession of money in an amount of five dollars or more without proper authorization.
- Acts of disobedience or disrespect which by reason of intensity or context create a potential for violence or mass disruptive behavior.
- Willfully inciting or attempting to incite other persons to commit an unlawful act of force or violence.
- Refusal or failure to perform work or participate in programs as ordered or assigned.
- Participation in a strike or work stoppage.
- A pattern of administrative rule violations indicating significant maladjustment, which are of increasing seriousness or are of special significance in light of existing release date.
- Mail or visiting violations which create a threat to the safety of any individual or facility security, including the introduction of dangerous contraband or a controlled substance, or the obtaining or attempt to obtain a family visit by falsification of information.
- The throwing of any liquid or solid substance on a non-prisoner.
- Unauthorized possession of official departmental records or documents which could affect any inmate's sentence.
- Being under the influence of alcoholic beverages, controlled substances, or intoxicants in any facility.
- Participation in gambling that more likely than not will result in protective custody needs, serious injury or threat of serious injury.
- Refusal to submit to a test for controlled substances.
- Late return or failure to return from authorized temporary release.
- Unauthorized possession of materials or substance which has been diverted from its original manufactured state or purpose and has the potential to be made into a weapon (i.e., metal, paper, plastic, wood, wire, etc.)
- Involvement in a conspiracy to do any or all of the above.

52080.5.1 Hearing Official

Serious rule violations shall be heard by an institution disciplinary committee, disciplinary subcommittee, or a senior disciplinary hearing officer.

52080.5.2 Investigative Employee

The inmate may be assigned an employee to assist in the investigation, preparation or presentation of a defense at the disciplinary hearing if it is determined by the CDO that any of the following conditions exist:

- The inmate is illiterate.

- The complexity of the issues makes it unlikely that the inmate can collect and present the evidence necessary for an adequate comprehension of the case.
- The inmate's housing status makes it unlikely that the inmate can collect and present the evidence necessary for an adequate comprehension of the case.

52080.5.3 Witnesses

An inmate may request friendly and adverse witnesses to attend the hearing. Witnesses shall be called unless the person conducting the hearing denies the request for one of the following reasons:

- Endangerment of the witness.
- Determination that the witness has no relevant information.
- The witness is unavailable.

If an inmate's request for a witness is denied, the reasons shall be documented on the CDC Form 115-A. Whether or not the inmate requests a witness for a hearing, a witness may be called if the person conducting the hearing determines the witness may have information necessary to the finding of fact.

The reporting employee with relevant information shall attend the hearing if requested by the inmate. Under the direction of the person conducting the hearing, the inmate has the right to ask questions of all witnesses called.

- When an inmate whose disciplinary charges are being adjudicated is ordered to leave the hearing room, all witnesses, including staff witnesses, shall leave the room.

Nothing in this section shall preclude making a witness available for a hearing by telephone.

52080.5.4 Exclusion From Fact Finding Deliberations

Persons who reported the rule violation, or who supplied supplemental reports to the rule violation report, or who observed the alleged violation, or investigated the alleged misbehavior, or assisted the inmate in preparing for the hearing, or for any other reason have a predetermined belief that the inmate is guilty or innocent shall not sit as a fact finder in a disciplinary hearing nor be present while the fact finders are conducting deliberations to decide guilt or innocence and the appropriate disposition if the inmate is found guilty.

52080.5.4.1 Transferred Inmate Witness

An inmate witness shall not be transferred between facilities to testify at disciplinary hearings unless the CDO of the facility hearing the charges determines a fair and impartial hearing cannot be conducted without the presence of the inmate's witness. When an inmate is not available because of transfer, the CDO of the institution where an inmate witness is located shall be notified of the need to appoint an investigative employee to discuss the case with the investigative employee of the institution conducting the hearing, to interview the witness, to prepare a written investigative report, and to forward the report to the institution where the hearing will be conducted.

52080.5.4.2 Transportation Personnel Witness

When a serious rule violation occurs during transportation of an inmate, transporting staff witnesses, if requested, shall be present at the hearing or shall be telephonically available for questioning during the hearing.

52080.5.5 Disposition Options

Upon completion of the fact-finding portion of the hearing, and based upon information presented in the disciplinary report and in the hearing, the following actions may be taken:

- The inmate may be found not guilty and the charges dismissed.
- The inmate may be found guilty of an administrative level violation rather than a serious level violation and the disciplinary report reclassified accordingly, with the inmate assessed an authorized administrative level disposition as provided in DR 3314.
- The inmate may be found guilty as charged and assessed an appropriate serious level disposition.
- The inmate may be found guilty of a lesser but included offense, the offense group designation properly modified, and assessed the penalty disposition for that offense group.

52080.5.6 Dispositions of Serious Disciplinary Charges

An inmate charged with a serious rule violation may be subject to the following actions/dispositions:

- Immediate segregation from the inmate general population pending preliminary investigation of the charge, subject to the provisions of CCR 3317 and 3335.

- Classification review of segregated status pending a disciplinary hearing on the charge(s) when a disciplinary hearing is not held prior to the next scheduled meeting of the classification committee.
- Referral to the DA for possible criminal prosecution when the behavior is a criminal offense.
- A disciplinary hearing on the charge(s) and imposition of one or more of the following dispositions if found guilty as charged:
 - Mandatory forfeiture of credit on term of imprisonment for specific acts of behavior, as set forth in CCR 3323.
 - Any penalty authorized for an administrative rule violation as set forth in CCR 3314.
 - Designated privileges may be temporarily suspended for up to 90 days from the date the inmate is or was deprived of the privileges.
 - CTQ or confinement to DD for a period not to exceed ten days. An inmate may be released to go to work and program assignments if such release will not jeopardize institution security. A longer period of confinement requires prior approval of the director.
 - One or more weekend and/or holiday lockups not to exceed a total of ten days. This may not be imposed in addition to CTQ.
 - All or part of any disposition except the denial or forfeiture of credits on term of imprisonment may be suspended for a period not to exceed six months pending the inmate's acceptance and compliance with all specified conditions established for suspension of sentence. A disposition denying or forfeiting credit on term of imprisonment shall not be suspended.
 - Any currently suspended disposition for a previous violation may be invoked when the finding of fact on the current violation also constitutes a violation of the conditions established for the previously suspended sentence. In invoking the previously suspended disposition, confinement to quarters or to isolation status shall not be for longer than ten days except as provided in CCR 3322.
- Referral to a classification committee for review of credit forfeiture and possible program realignment.

52080.5.7 Classification Committee

Any behavior identified as serious in CCR 3315 or refusal or failure to participate in assigned program resulting in loss of credits, or which for any other reason requires reconsideration of previously prescribed custody, privilege group, work, program or housing assignments, shall be referred to a classification committee for review.

The classification committee shall do one or more of the following:

- Reaffirm previously prescribed custody classification, privilege group, work, program, and housing assignment.
- Realign previously prescribed custody classification, privilege group, work, program, and housing status which may include placement in zero credit earning status.
- Recommend transfer to another facility of the Department.
- Recommend placement in a specialized housing unit for management or security purposes.
- Affirm, disallow, or modify the credit loss action of a disciplinary hearing. The classification committee's review of a credit loss shall occur at the committee's next scheduled meeting following completion of the disciplinary process.
- The review of any disciplinary credit loss action shall constitute the first level of appeal review should the inmate subsequently appeal the CDC Form 115. The classification committee review shall ensure the CDC Form 115 is accurate, complete, contains required documentations, and the inmate received due process rights. The committee shall review any confidential material used during the disciplinary hearing to ensure proper application thereof.

52080.6 Referral for Criminal Prosecution

All conduct that constitutes a crime, which occurs on facility property, shall be referred by the Warden or RPA to appropriate criminal authorities for possible investigation and prosecution when there is evidence substantiating each of the elements of the crime to be charged.

Notwithstanding the existence of evidence substantiating each of the elements of the crime to be charged, conduct which constitutes a crime shall not be referred to the local DA for investigation and prosecution where the local DA has submitted in writing to the Warden or RPA, criteria for which

certain crimes shall not be prosecuted, and where the crime involved meets those criteria.

The criminal authority to which a case is referred shall be requested to inform the Warden or RPA in writing within ten working days whether prosecution will or will not be undertaken. The inmate shall be notified in writing when their conduct has been referred to criminal authorities for possible prosecution.

The referral of an inmate's alleged criminal conduct to criminal authorities for possible criminal prosecution shall not stay the time limits for a disciplinary proceeding unless the inmate submits a written request to the chief disciplinary officer for postponement of the disciplinary proceeding pending the outcome of the referral or has signed the CDC Form 115-A requesting postponement of the disciplinary hearing.

52080.6.1 Inmate's Request for Disciplinary Postponement

When disciplinary proceedings have been postponed at the inmate's request pending the outcome of a referral to criminal authorities for possible criminal prosecution, the inmate shall not be entitled to any further departmental hearings on the question of guilt or innocence on the disciplinary charges before a disciplinary proceeding is held. Postponement of the disciplinary proceeding at the inmate's request or by staff shall not preclude release from segregated housing before the disciplinary proceeding is held.

52080.6.2 Revocation of Postponement Request

An inmate may revoke a request for postponement of the disciplinary proceeding at any time up until an accusatory pleading has been filed against the inmate by the criminal authority to whom the inmate's conduct has been referred for possible prosecution. The revocation of a request to postpone disciplinary proceedings shall be submitted in writing to the chief disciplinary officer.

When disciplinary proceedings have been postponed at the inmate's request, the disciplinary proceedings shall not be resumed until:

- The inmate has revoked the request to postpone disciplinary proceedings. The disciplinary proceeding shall be held within 30 days of receipt of the inmate's written revocation of a request to postpone the hearing.
- Notice is received that the criminal authorities do not intend to prosecute. The disciplinary hearing shall be held within 30 days of the receipt of such notice.
- Criminal proceedings have terminated. The disciplinary hearing shall be held within 30 days of receipt of the court's action.

52080.6.3 Criminal Authorities' Decision

A referral to criminal authorities or criminal authorities' decision not to prosecute, or a trial court's dismissal of criminal charges without having found the inmate not guilty of criminal conduct shall have no bearing on the findings and disposition of disciplinary charges.

- A finding of guilty or not guilty by a court shall be accepted as the finding of fact on the same charges in a disciplinary hearing. If a court finds the inmate not guilty after a finding of guilty in a disciplinary hearing the disciplinary charges shall be dismissed.
- A court's action shall not bar or reverse a disciplinary action in the finding of fact and disposition of any lesser act of misbehavior relating to the criminal charge. A court's action on a finding of guilty to criminal charges shall not bar or reverse any authorized disciplinary action for the same charges.

52080.7 Housing Pending Disciplinary Proceedings

Depending upon the nature and the circumstances of an inmate's violation of rules, and whether the violation is or is not a serious violation, the inmate may be retained in regularly assigned housing, work and program assignments, be placed in segregated housing pending disciplinary proceedings, or be placed in CTQ.

If the inmate is placed in segregated housing pending disciplinary proceedings, the official making the housing determination shall see that the cause for the action is properly reported, as follows:

- The inmate's misconduct has been or will be reported as a serious rule violation on a CDC Form 115. The report shall serve as notice to all concerned, including the inmate, of the cause for action and pending disciplinary proceedings. The inmate shall be afforded the procedural safeguards of disciplinary proceedings, and a separate CDC Form 114-D, Order and Hearing for Placement in Segregated Housing, need not be prepared.
- The inmate is believed to have committed a serious rule violation, but sufficient information is not yet available to support a specific charge

and the investigation is continuing. The cause for action shall be reported on a CDC Form 114-D. The order will serve as notice to all concerned, including the inmate, of the cause for action.

52080.8 Assistance to Inmates Investigative Employees

On serious rule violations, an investigative employee may be assigned within one working day after the charges have been submitted for processing. If a determination has been made that additional information is necessary for a fair hearing, an investigative employee shall be assigned even if the inmate has waived the assignment.

The investigative employee shall interview the charged inmate, gather information, question staff and inmates, screen prospective witnesses, and complete and submit a written report to the senior disciplinary hearing officer or chairperson of the disciplinary committee assigned to hear the charges.

The inmate may not select the investigative employee, but may object to the one assigned, in which case, a different investigative employee shall be assigned. The inmate's objection shall be expressed prior to the beginning of the investigation. An inmate's objection to and subsequent replacement of the second assigned investigative employee shall only be for compelling reasons.

A copy of any investigative employee's report shall be given to the inmate no less than 24 hours before a hearing is held.

An employee who witnessed the charged rule violation or who would otherwise serve as a disciplinary hearing officer or a member of a disciplinary committee hearing the case shall not serve as the investigative employee on the same case. The assignment of an investigative employee shall not preclude the assignment of a staff assistant.

When an investigative employee provides assistance to an inmate, in lieu of an assigned staff assistant or in addition to that provided by a staff assistant, the investigative employee shall do so as a representative of the official who will conduct the disciplinary hearing rather than as a representative of the inmate. An investigative employee is not subject to the provisions for confidentiality of information. Any investigative report shall be non-confidential.

52080.8.1 Staff Assistant

On serious rule violations, when the chief disciplinary officer determines that the nature of the inmate's need for assistance will require a confidential relationship, a staff assistant may be assigned to assist the inmate in the preparation and presentation of the inmate's defense.

- An inmate may refuse to accept the assistance of the first staff member assigned at the time of assignment or for good cause as determined by the chief disciplinary officer or designate at any time during the disciplinary process. If staff assistance is refused at the time of initial assignment, a second staff member shall be assigned if requested by the inmate. An inmate's refusal to accept the second staff member's assistance shall not require the assignment of another staff member unless the chief disciplinary officer or designate determines that a fair hearing cannot be held without staff assistance. An inmate's rejection of an assigned staff assistant shall not cause delay of the disciplinary process so as to bar possible credit forfeiture.
- Upon assignment, the staff assistant shall inform the inmate of their rights and the procedures to be followed in disciplinary proceedings. The assigned staff assistant shall inform the inmate that the staff assistant will, upon the inmate's request, maintain confidentiality of information the inmate may disclose to the staff assistant concerning the inmate's involvement in circumstances surrounding the rule violation report to which the staff assistant was assigned, but not regarding any past or future behaviors which the inmate may disclose. The staff assistant shall then advise and assist the inmate in preparing for a disciplinary hearing, represent the inmate's position at the hearing, ensure that the inmate's position is understood, and that the inmate understands the decisions reached. Staff shall not give legal counsel nor specify the position the inmate will take in any disciplinary, classification, or criminal proceedings.
 - The staff assistant shall inform the inmate that all evidence and information obtained and considered or developed in the disciplinary process may be used in court if the same charges have been or are to be referred to the DA for possible criminal prosecution.
- The assignment of a staff assistant shall not preclude the assignment of an investigative employee.

52080.9 Hearing Procedures and Time Limitations

CDC Form 115, CDC Form 115-A, and all non-confidential reports to be relied upon in a disciplinary hearing shall normally be given to the inmate within 24 hours after classification of the disciplinary report as a serious or administrative violation, and within 30 days of the misbehavior but not later than 15 days from the date of discovery of information leading to the disciplinary charges or, in the instance of an escapee, 15 days after the escapee's return to the custody of the department, or when an inmate is in out-to-court status, 15 days after return to the custody of the department.

- The department may delay written notice beyond 15 days when all of the following factors are true:
 - An act of conduct is involved which could be prosecuted as murder, attempted murder, or assault on a prison employee, or any person, whether or not prosecution is undertaken.
 - Further investigation is being undertaken for the purpose of identifying other inmates involved in the misconduct.
 - Within 15 days after the discovery of information leading to charges that may result in a possible denial of credit, the investigating officer makes a written request to delay notifying the inmate and states the reasons for the delay.
 - The Warden or RPA approves of the delay in writing.
- The period of delay under this paragraph shall not exceed 30 days. The inmate's hearing shall take place within 30 days of the written notice.

A hearing on the charges shall be held within 30 days from the date the inmate is given a copy of the rule violation report unless a case has been referred to criminal authorities for possible prosecution and the inmate has requested and been granted a postponement of disciplinary proceedings pending the outcome of such referral.

52080.9.1 Bar Against Credit Forfeiture

The following events shall act as a bar against forfeiture of behavior and participation credits:

- Failure to give the inmate a copy of the rule violation report within 15 days after the discovery of information leading to the disciplinary charges, unless conditions outlined in DOM 52080.9 are met.
- Failure to establish the fact that information or evidence for the rule violation report was not reasonably discoverable within 30 days or any sooner than it was discovered when the inmate is not given a copy of the rule violation report within 15 days after the alleged misbehavior took place.
- Failure to hold a hearing on the disciplinary charges within 30 days of the date the inmate was given a copy of the rule violation report. An exception to this time limit is provided when the case has been referred to criminal authorities and the inmate has requested and been granted a postponement of the disciplinary hearing pending the outcome of the referral.
- Failure to hold a hearing within 30 days after the date notice is received of the outcome of a referral to criminal authorities, or within 30 days from the date the inmate revokes their request for the postponement of a hearing on the disciplinary charges if criminal authorities have not filed a complaint against the inmate.
- Failure to provide the inmate with a written explanation of the extraordinary circumstances which have prevented a disciplinary hearing from being conducted within 30 days of the date the inmate is given a copy of the disciplinary charges, and of a determination that the delay does not prejudice the inmate.

The bar of credit forfeiture does not affect other authorized dispositions.

A hearing may be postponed up to 30 days upon a written request of the inmate showing a reasonable need for postponement of the hearing.

- The postponement shall not act as a bar against denial or forfeiture of behavior or participation credit.

52080.9.2 Inmate Waiver to be Present At Hearing

An inmate may, upon written notice, waive the right to be present at any disciplinary hearing of charges against the inmate. In the absence of a waiver, the inmate shall be present at a disciplinary hearing unless:

- A psychiatrist has determined that the inmate suffers from a severe psychiatric disorder which will prevent the inmate from understanding or participating in the hearing, and there is a compelling reason or need to proceed with the hearing.

- The inmate is an escapee who has been found guilty of escape in a court of law, and the inmate has not been returned to the institution or jurisdiction from which the escape occurred.

When a hearing is held without the inmate being present, the reason for the inmate's absence shall be documented on the rule violation report at the time of the hearing.

52080.9.3 Hearing Disposition

Revised April 29, 1991

A finding of guilty shall be based upon a determination by the person(s) conducting the hearing that a preponderance of evidence submitted at the hearing substantiates the charge. At the end of the hearing, the inmate shall be advised of the findings, the disposition of the charge and the right to and procedure for appeal of the action. Within five working days, the inmate shall be given a copy of the completed rule violation report, containing the findings, disposition, and evidence relied upon to support the conclusions. The rule violation report is not complete until the CDO audit is accomplished.

When an inmate is charged with possession of unauthorized or dangerous items or substances, or when unauthorized or dangerous items or substances are associated with the commission of the charged violation, the hearing officer shall record the disposition of the item or substance in the disposition portion of the CDC Form 115 or 115-A.

52080.10 Hearings for Transferred Inmates

An inmate awaiting a disciplinary hearing shall not be transferred to another institution or facility until completion of such hearing, with the following exceptions:

- An emergency transfer to a higher security level based on charges of involvement in a major disturbance or serious incident.
- The inmate is charged with escape from a Level I or II institution/facility/camp and will not be returned to that facility/ camp from which they escaped.

When an inmate is transferred prior to a disciplinary hearing, or a rehearing is ordered on the charges subsequent to the inmate's transfer, one of the following methods shall be used to facilitate the hearing process:

- The Warden or RPA of the facility where the violation occurred may request the inmate be returned to the original facility, request the hearing be conducted by staff where the inmate is currently housed, or hearing officer(s) from the facility where the violation occurred may conduct the hearing at the facility where the inmate is currently housed.
 - The facility where the rule violation occurred may appoint an investigative employee to conduct an investigation and prepare a report.
 - If a staff assistant has been appointed, the staff assistant shall be present at the hearing.

52080.11 Confidential Material

Refer to DOM 61020.8.

52080.12 Disciplinary Credit Loss Schedule

Refer to CCR 3323.

52080.13 Conduct Reportable to the Releasing Authority

Rules of the BPT and those of the NAEA require that specific acts of inmate conduct be reported to the appropriate releasing authority when the inmate has an established or anticipated release date on an indeterminate term or period of confinement.

At the discretion of the appropriate releasing authority, a hearing for reconsideration of release may be held in conjunction with a disciplinary hearing for conduct that is also reportable to the releasing authority.

Releasing authority staff may sit in the fact finding and disposition phase of a disciplinary hearing held in conjunction with a hearing by the releasing authority for release reconsideration, however, they shall not act as fact finders or decision makers in the Department's disposition of disciplinary charges against an inmate. The releasing authority staff may participate in the fact finding phase of the disciplinary hearing as deemed necessary to bring out information that will aid them in determining an appropriate action relative to the inmate's scheduled or anticipated release.

The scheduling of a combined departmental disciplinary hearing and a releasing authority hearing does not stay the time limits for a disciplinary hearing in which work credit may be denied on a determinate term of imprisonment.

52080.14 Appeal of Disciplinary Actions

An inmate may appeal any disciplinary decision or disposition, including the denial of credits, or the process itself by filling out CDC Form 602, Inmate/Parolee Appeal Form, and following the procedures outlined in DOM 54100.

52080.15 Records of Disciplinary Matters

Upon conclusion of disciplinary proceedings, all documents relating to the disciplinary process, findings and disposition shall be disposed of in the following manner:

- When an inmate is held responsible for the act charged, copies of all documents prepared for and used in the disciplinary proceedings shall be placed in the inmate's C-File. A copy of the completed CDC Form 115 or 115-A shall be given to the inmate. A copy of the completed CDC Form 115 or 115-A shall also be filed in the Register of Institution Violations as required in PC 2081.
- Refer to DOM 61020.9.1 regarding use of confidential information to support adverse disposition.
- When the inmate is found not guilty of the act charged, or when the charge is dismissed for other reasons, the documents prepared for and used in the disciplinary process shall not be placed in any file pertaining to the inmate. However, two copies of any CDC Form 115 or 115-A report used in the process shall be completed as to findings and disposition. One copy of the completed report shall be filed in the Register of Institution Violations. The original copy shall be given to the inmate. All other copies of the CDC Form 115 or 115-A report and all related supplemental reports shall be destroyed.
- When non-confidential information developed through the disciplinary process needs to be considered in future classification committee determinations affecting the inmate, or where events involved in the disciplinary process need to be explained, that information shall be recorded by the disciplinary hearing officer on a CDC Form 128-B, General Chrono , as a referral to the classification committee. Such information shall include, but is not limited to:
 - The reason for an inmate's placement in segregated housing prior to adjudication of the charges if that information has not been previously considered in a classification committee hearing.
 - Where any reason exists for retaining the inmate in segregated housing after a finding of not guilty or dismissal of charges.
 - When any program assignment or placement change needs to be considered in view of other inmate or employee animosity toward the individual. The CDC Form 128-B, as a referral to the classification committee, shall be placed in the inmate's C-File, and a copy shall be given to the inmate.
- The policy set forth in this section shall also apply when a prior finding of guilty to a violation reported on a CDC Form 115 is reversed or dismissed on appeal, or when information reported on a CDC Form 128-A is found to be incorrect or inappropriate on appeal.
- A finding of not guilty, dismissal, or reversal of a previous finding of guilty shall require an audit and updating of any documentation in the inmate's file which reflects a prehearing assumption of guilt or the original finding of guilt. Such documentation shall not be removed from the inmate's file, but shall be annotated with a cross-reference to a CDC Form 128-B report which shall reflect the most recent findings and action on the charge.
- Care shall be exercised in the wording and phrasing of comments on the CDC Form 128-B reports to avoid innuendos and implications that would lead a reader to believe that the inmate is in fact guilty of the charge without regard for the determination arrived at in the disciplinary hearing, in a court's finding, or in the reason for an ordered action on appeal.
- The inmate may retain or discard copies of the completed disciplinary report form and other supplemental documentation they may have been given during the course of the disciplinary process and proceedings.

52080.15.1 Register of Institution Violations

A Register of Institution Violations is a compilation of one completed copy of each rule violation report issued at a facility, maintained in chronological order. This registry shall be maintained for five calendar years.

52080.16 Restoration of Credits

Refer to CCR 3327.

52080.17 Disciplinary Free Periods

Refer to CCR 3328.

52080.18 Extraordinary Circumstances

Refer to CCR 3329.

52080.19 Length of Confinement

No inmate shall be kept in isolation or in CTQ status longer than ten days without the approval of the director. The CDO may shorten the ordered time spent in this status if the inmate is ready to conform to specified rules.

Time spent in segregation pending a disciplinary hearing, or pending investigation that resulted in a disciplinary hearing, shall be credited toward any segregated sentence imposed, unless there is good cause not to do so. Reasons for not granting credit shall be explained in the disposition section of the CDC Form 115. Not allowing credit for time spent in segregation shall not extend the isolation or CTQ sentence beyond 10 days.

No inmate shall be placed in CTQ or otherwise deprived of exercise as a disciplinary measure longer than ten days, unless, in the opinion of the Warden or RPA the inmate poses such an extreme management problem or threat to the safety of other inmates and staff that longer confinement is warranted. The written approval of the director is required in such cases.

52080.20 DD

DD is a temporary housing status which confines inmates so assigned to designated rooms or cells for prescribed periods of time as punishment for serious acts of misbehavior. An inmate shall not be assigned to DD except on the order of a disciplinary committee or a senior disciplinary hearing officer.

- DD may be served in a housing unit or section of a housing unit specifically designed for that purpose or in any room or cell which provides the necessary security, control, and restriction of the inmate's actions. When DD is ordered in a housing unit other than a designated DD unit, the conditions of detention shall be the same as prescribed for DD units.
- DD may be ordered as a continuous period of confinement or as intermittent confinement on holidays, weekends or days off from assigned work and program activities. When ordered as intermittent confinement, confinement shall not exceed ten days during a 35-day period. The chief disciplinary officer shall review the treatment of an inmate confined in DD and consider a modification of sentence when evidence indicates the inmate is ready to conform to the rules.

Time served in DD shall be computed on the basis of full days in detention. The day of placement and the day of release shall not count as a day of time served. Intermittent detention may extend from the end of the work day before the first full day of detention to the beginning of the work day following the last full day of detention.

- Continuous DD of an inmate shall not exceed ten full days without approval of the Director or Deputy Director, Institutions Division.
 - If an extension beyond ten days is approved, the Warden shall note that fact in the disposition section of the rule violation report stating the reasons for the extension and the additional amount of time the inmate shall be confined, and shall sign and date the notation.

A request for the director's approval to retain an inmate in DD for longer than 30 days shall be accompanied by a current psychological evaluation of the inmate's mental health. Such evaluation shall include a personal interview with the inmate by the mental health examiner.

52080.21 Conditions of Detention Unit

Insofar as the safety and security of the institution and for persons will permit, the physical facilities of designated DD units shall approximate those housing general population inmates.

52080.21.1 Detention Housing

Where adequate and secure facilities are available and the number of inmates assigned to designated DD units permit, inmates so assigned will be housed in single occupancy quarters. When the use of multiple occupancy housing is necessary, the number of inmates so assigned will not exceed the capacity of beds for which such quarters are equipped except as a temporary emergency measure. The Office of the Deputy Director, Institutions Division, or the departmental duty officer shall be notified when such an emergency exists for longer than 24 hours. Institution and department efforts shall be coordinated as necessary to resolve any overcrowding situation as quickly as possible.

52080.21.2 Personal Items

Inmates shall not be permitted to use or possess items of personally owned property, such as radios, television sets, tape players, musical instruments, and typewriters while undergoing DD. Personal items necessary for health

and hygiene may be used if such items are not available for issue by the institution.

Inmates shall not be permitted to purchase, use, or possess edible or consumable canteen items while undergoing DD.

Inmates may be deprived of personally owned clothing and footwear while undergoing DD when adequate state clothing and footwear are issued. No inmate in DD shall be required to wear clothing that significantly differs from that worn by other inmates in the unit, except that temporary adjustments may be made for security reasons and for protection from self-inflicted harm. No inmate shall be clothed in any manner intended to degrade the inmate.

52080.21.3 Meals

Inmates in DD shall be fed the same meal and ration as is provided for general population inmates.

52080.21.4 Mail

The sending and receiving of first class mail shall not be restricted while an inmate is undergoing DD. Delivery or issue of packages, publications and newspapers shall be withheld during DD.

52080.21.5 Visits

Inmates undergoing DD retain the right to have personal visits. Privileges and amenities associated with visiting including physical contact with visitors may be suspended during the DD period. When the number, length or frequency of visits are limited, the inmate shall be permitted to choose who shall visit from among persons approved to visit before the detention period began.

52080.21.6 Personal Cleanliness

Inmates undergoing DD shall be provided the means to keep themselves clean and well groomed. Haircuts shall be provided as needed. Showering and shaving shall be permitted at least three times a week.

52080.21.7 Exercise

Inmates undergoing DD shall be permitted a minimum of one hour per day, five days per week, of exercise outside their cells unless security and safety considerations preclude such activity.

52080.21.8 Reading Material

State/vendor supplied reading material shall be provided for inmates undergoing DD. Such material may be assigned to DD units from the inmate library and shall represent a cross section of material available to the inmate general population. At the discretion of the Warden/facility manager, inmates enrolled in educational programs who have textbooks in their personal property may be permitted to study such material while undergoing DD.

52080.21.9 Legal Material

Inmates undergoing DD shall not be limited in their access to the courts. Legal resources may be limited to pencil and paper, which shall be provided upon request, for correspondence with an attorney or preparation of legal documents for the courts. Other legal material in an inmate's personal property may be issued to the inmate in DD if litigation was in progress before detention commenced and legal due dates are imminent.

52080.21.10 Privileges

All privileges generally associated with the inmate's work/training incentive group status shall be suspended during a period of DD. This includes but is not limited to:

- Personal non-emergency telephone calls.
- Handicraft activities.
- Use of recreational equipment.
- The viewing of television.

52080.21.11 Restrictions

A written report by the administrator or supervisor in charge of a DD unit shall be submitted to the chief disciplinary officer when an inmate undergoing DD is deprived of any usually authorized item, activity or privilege. A special report to the chief disciplinary officer and to a classification committee shall be made when an inmate's circumstances indicate a continuing need for separation from general population or from specific persons.

52080.22 Administration and Supervision of Detention Units

Each Warden and RPA shall establish a supplement to this manual section for the DD of inmates which delineates the housing for detention units as either a unit or section of a unit designated for this specific purpose or in conjunction with other special purpose housing of inmates.

The administration of DD units may be delegated to a staff member at not less than the level of captain.

The supervision of DD units may be assigned to a staff member at not less than the level of sergeant.

52080.22.1 Staff Visitation

Inmates assigned to DD units shall be visited daily by the supervisor in charge of the unit and by an institution physician, Registered Nurse (RN) or an MTA. An inmate's request to be visited by other staff shall be promptly referred to the staff member. A timely response shall be given to such requests whenever reasonably possible.

52080.22.2 Supervisor's Responsibilities

The supervisor in charge of a DD unit shall ensure:

- The physical security of the unit.
- The control of contraband within the unit.
- Safe, sanitary, and decent working and living conditions within the unit.

When any condition within the unit or the behavior, conduct or appearance of any inmate confined therein appears to warrant the attention of specific or specialized staff, the matter shall be promptly brought to the attention of appropriate staff.

52080.22.3 Suicide Risks

Inmates undergoing DD who are diagnosed by qualified medical staff as a suicide risk shall be moved to a hospital or infirmary setting, and medical staff shall assume placement, observation, and supervision of the inmate. Such movement and supervision shall be in cooperation and coordination with custody staff.

52080.22.4 Management Cell

Revised February 16, 2007

An inmate who persists in unduly disruptive, destructive, or dangerous behavior and who will not heed or respond to orders and warnings to desist from such activity, may be placed in a management cell on an order of the unit's administrator or, in their absence, an order of the watch commander. In addition to any necessary incident or disciplinary reports, the matter shall be reported to the Warden, chief disciplinary officer, or AOD, one of which shall review management cell resident status daily. An inmate who requires management cell placement for longer than 24 hours shall be considered for transfer to a psychiatric services unit or other housing appropriate to the inmate's disturbed state.

52080.22.5 Detention Records

A CDC Form 114, Isolation Log shall be maintained in each designated DD unit. Specific information required in this log shall be kept current on a daily and shift or watch basis. A completed logbook shall be retained in the unit for as long as any inmate recorded on the last page of that log remains in the unit. Storage and purging of logbooks shall be in accordance with department schedules. (Refer to DOM 72010.) One isolation log may serve a DD unit and other special purpose segregation units that are combined and are administered and supervised by the same staff members.

A separate record shall be maintained on each inmate undergoing DD. This record shall be compiled on CDC Form 114-A, Inmate Segregation Record. In addition to the identifying information required on the form, all significant information relating to the inmate during the course of detention, from reception to release, shall be entered on the form in chronological order.

52080.23 Confinement to Quarters

The term "confinement to quarters" (CTQ) refers to an authorized disciplinary hearing action only whereby an inmate is restricted to their assigned quarters for a period not to exceed five days for administrative rule violations or ten days for serious rule violations.

52080.24 AD-SEG

When an inmate's presence in an institution's inmate general population presents an immediate threat to the safety of the inmate or others, endangers institution security or jeopardizes the integrity of an investigation of an alleged serious misconduct or criminal activity, the inmate shall be immediately removed from general population and be placed in AD-SEG. AD-SEG may be accomplished by confinement in a designated segregation unit or, in an emergency, to any single cell unit capable of providing secure segregation.

Temporary AD-SEG:

Pending a classification committee determination of the inmate's housing assignment, which may include assignment to one of the segregation program units or to the inmate general population, an inmate may be placed in a designated temporary housing unit.

An inmate's placement in temporary segregation shall be reviewed by the Institutional Classification Committee (ICC) within ten days of receipt in the unit. Action shall be taken to retain the inmate in temporary segregation or release to general population. ICC shall review the inmate at least every 30 days thereafter until the inmate is removed from temporary segregation.

ICC shall refer for CSR review and approval any case in which an inmate is retained in temporary AD-SEG for more than 30 days beyond initial ICC action. ICC shall designate an anticipated length of time needed to complete the investigation or conclude court proceedings. ICC shall recommend one of the following:

- Transfer to another facility.
- Continue in temporary AD-SEG pending completion of an investigation or resolution of court proceedings.

52080.25 Order and Hearing for Placement in Segregated Housing (CDC Form 114-D)

Authority to order an inmate to be placed in AD-SEG, before such action is considered and ordered by a classification hearing, may not be delegated below the staff level of lieutenant except when a lower level staff member is the highest ranking official on duty.

The reason for ordering an inmate's placement in AD-SEG shall be clearly documented on a CDC Form 114-D by the official ordering the action at the time the action is taken.

In addition to explaining the reason and need for an inmate's placement in AD-SEG, the official ordering the action shall determine and document on the CDC Form 114-D:

- If the inmate needs the assistance of an interpreter or a person capable of explaining the process so the inmate understands.
- If the inmate desires to call witnesses. If so, the inmate shall submit in writing the names of the desired witnesses.
- If the inmate wishes to present documentary evidence at a classification hearing on the reason or need for retention in segregated housing. If the inmate does wish to present documentary evidence, an investigating employee shall be assigned.

A copy of the CDC Form 114-D, with the "order" portion of the form completed, shall if practical, be given to the inmate prior to placement in AD-SEG but not later than 48 hours after such placement. Copies of the CDC Form 114-D with the order portion completed shall also be submitted to the Warden, RPA, or designated staff for review and possible further action. A copy of the CDC Form 114-D shall be routed to the inmate's C-File as a notice of the inmate's current status and pending action(s).

A CDC Form 128-B shall accompany the original CDC Form 114-D which shall depict important inmate case factors such as: enemies that may be housed in the same AD-SEG unit; the inmate's gang affiliation status, if any; medical/psychiatric problems; pending visitation restrictions; or the location of pertinent confidential information.

52080.26 Review of Segregation Order

Within two working days following an inmate's placement in AD-SEG, designated staff at not less than the level of captain shall review the order portion of the CDC Form 114-D. If retention in AD-SEG is approved at this review, the following shall be accomplished at this level:

- Schedule the inmate for ICC within ten days of placement in AD-SEG.

52080.27 Classification Committee Hearing on Segregated Housing Order

A classification committee hearing for consideration and determination of the need to retain an inmate in segregated housing, for the reasons set forth in a segregation order, CDC Form 114-D, shall be held as soon as it is practical and possible to do so, but in no case longer than ten days from the date the inmate was initially placed in segregated housing, except for the following reasons:

- The CDC Form 114-D has been withdrawn and the inmate has been returned to general population status.
- A continuing state of emergency exists within the institution. Under such circumstances the hearing shall be held as soon as it is safe and practical to do so.

The inmate shall be present at the classification hearing on an AD-SEG order except under the applicable conditions as described in CCR 3320(f) relating to disciplinary hearings. If the classification committee hearing is held without the inmate present, the reason shall be documented on the segregation order form. Any staff member assigned to assist the inmate shall be present at the hearing.

52080.27.1 Retention for Disciplinary

When the reason for an inmate's placement in AD-SEG is a disciplinary matter and likely to result in a formal report of violation of institution rules on a CDC Form 115 or a referral to the appropriate criminal authorities for possible criminal prosecution, the classification hearing shall assume the alleged misconduct or criminal activities to be factual as reported in the segregation order. The hearing shall not consider evidence or information relating to the guilt or innocence of the inmate. ICC may continue the inmate in AD-SEG pending resolution of the disciplinary issues or consider placement in a specialized security unit based upon other non-disciplinary reasons necessitating such placement.

52080.27.2 Retention for Non-Disciplinary

When the reason for an inmate's placement in AD-SEG is for non-disciplinary reasons, the classification committee hearing shall consider all available evidence or information relating to the validity of the reasons given for such placement as well as the need to retain the inmate in AD-SEG pending resolution of the situation or circumstances set forth in the AD-SEG order.

52080.27.3 Witnesses for Hearing

Based upon the finding of the investigative employee, the ICC shall permit the inmate to present witnesses and documentary evidence at the hearing unless the chairperson of the committee determines in good faith that permitting such evidence shall be unduly hazardous to institution safety. The reason for disallowing witnesses or evidence shall be documented in the "hearing" portion of the CDC Form 114-D and in the CDC Form 128-G, Classification Chrono.

52080.27.4 Determinations

The determinations of the classification hearing shall be documented in the hearing portion of the CDC Form 114-D, and in the CDC Form 128-G. Such documentation shall include an explanation of the reason and the information and evidence relied upon for the action taken. The completed CDC Form 114-D and any CDC Form 128-G resulting from hearings shall be routed to the inmate's C-File. The inmate shall be given a copy of all completed forms and of all other documents relied upon in the hearing except those containing restricted/confidential information.

52080.28 Release From AD-SEG

Release from segregation status shall occur at the earliest possible time in keeping with the circumstances and reasons for the inmate's initial placement in AD-SEG. Nothing in this article shall prevent the official ordering an inmate's placement in AD-SEG, or a staff member of higher rank in the same chain of command, from withdrawing an AD-SEG order before it is acted upon or prior to a hearing on the order after consulting with and obtaining the concurrence of the administrator of the general population unit to which the inmate shall be returned or assigned. Release from segregated housing after classification committee confirmation shall be effected only upon the written order of an equal or higher authority.

52080.29 Retention in AD-SEG After Expiration of Term/11 Months Indeterminate

Procedural safeguards apply to inmates retained for administrative reasons after the expiration of a SHU term. SHU terms of confinement shall be set or reduced by classification action.

A CDC Form 114-D shall be initiated, giving written notice of the reasons for retention in sufficient detail to enable the inmate to prepare a response or defense. Except in an emergency, a copy of the order shall be given to the inmate prior to the expiration of the term of confinement. In no case shall notice be given later than 48 hours after the expiration of the term.

During the subsequent classification committee hearing, the inmate shall be given a reasonable opportunity to present witnesses and documentary evidence unless institution officials determine in good faith that presentation of the evidence would be unduly hazardous to institutional safety. The reason for disallowing designated evidence shall be explained in writing by the hearing body on the segregated housing order.

A copy of the completed segregated housing order containing a written decision, including references to the evidence relied upon and the reasons for retention in segregated housing beyond the expired term or one year of indeterminate confinement, if so retained, shall be given the inmate upon completion of the hearing.

52080.30 Segregation From General Population - Not AD-SEG

Revised February 16, 2007

Segregation from general population for the reasons and under the circumstances described below are not AD-SEG and are excluded from the other provisions of this section:

Medical

When an inmate is involuntarily segregated from the general population for medical or psychiatric reasons by order of medical staff and the inmate's placement is in a hospital infirmary, or in other housing as a medical quarantine, the inmate shall not be deemed to be in AD-SEG.

When personnel other than medical staff order an inmate placed in AD-SEG for reasons related to apparent medical or psychiatric problems, that information shall be immediately brought to the attention of medical staff. The appropriateness of AD-SEG or the need for movement to a hospital setting shall be determined by medical staff.

When medical or psychiatric reasons are not the primary reason for an inmate's segregation, AD-SEG status will be continued even if the inmate is moved to a hospital setting.

Orientation and Layover

Newly received inmates and inmates in transit or layover status may be restricted to quarters (RTQ) for that purpose. Such restrictions shall not be more confining than is required for institution security and the safety of persons, nor for a period longer than the minimum time required to evaluate the safety and security factors and reassignment to more appropriate housing. No inmate shall be placed in RTQ for more than ten days.

DD

Placement in DD is an ordered action of a disciplinary hearing and is not AD-SEG except as provided in CCR 3338(a)(2) and (3).

Confinement to Quarters

CTQ is an ordered action of a disciplinary hearing and is not AD-SEG.

PHU

PHU inmates endorsed by CSR action, not requiring segregation other than for protective custody.

Psychiatric Services Unit (PSU)

PSU inmates posing a serious threat to general population housing, not requiring hospitalization, endorsed by CSR action.

52080.31 SHU

Refer to CCR 3341.5 and DOM 62050.13.2.

52080.32 Case Review

The case of every inmate assigned to a segregated housing unit shall be continuously reviewed and evaluated by custodial and casework staff assigned to the unit. Staff will confer on each case no less frequently than once a week during the first two months of the inmate's segregated status. Such case reviews will not be necessary during any week in which the inmate's case is reviewed by a regular or special classification committee or by staff who are authorized to take classification actions. Any significant observations, determinations or recommendations shall be documented on the inmate's CDC Form 114-A.

A psychological assessment of the inmate's mental health will be included in the case review and classification committee review of inmates assigned to segregated housing units. When any indication of psychiatric or psychological problems exists, the case shall be referred to the institution's psychiatrist or psychologist for further evaluation and recommended classification committee actions.

52080.33 Conditions of Segregated Housing

In keeping with the special purpose of a segregated housing unit, and with the degree of security, control and supervision required to serve that purpose, the physical facilities of special purpose segregated housing shall approximate those of the general population.

52080.33.1 Restrictions

When an inmate in AD-SEG is deprived of any usually authorized item or activity and the action and reason for that deprivation is not otherwise documented and available for review by administrative and other concerned staff, a report of the action shall be made and forwarded to the unit administrator as soon as possible.

52080.33.2 Clothing

No inmate in AD-SEG shall be required to wear clothing that significantly differs from that worn by other inmates in the unit, except that temporary adjustments may be made in an inmate's clothing as is necessary for security reasons or to protect the inmate from self-inflicted harm. No inmate shall be clothed in any manner intended to degrade the inmate.

52080.33.3 Meals

Inmates assigned to AD-SEG shall be fed the same meal and ration as is provided for inmates of the general population, except that a sandwich meal

may be served for lunch. Deprivation of food shall not be used as punishment.

52080.33.4 Mail

Inmates assigned to AD-SEG shall not be restricted in their sending and receiving of personal mail, as authorized by CCR § 3138 except that incoming packages may be limited in number and in content to that property permitted in the segregated unit to which an inmate is assigned.

52080.33.5 Visits

Inmates endorsed for or assigned to a SHU shall not be allowed contact visits.

52080.33.6 Personal Cleanliness

Inmates assigned to AD-SEG shall be provided the means to keep themselves clean and well groomed. Haircuts shall be provided as needed. Showering and shaving shall be permitted at least three times a week. Clothing, bedding, linen and other laundry items shall be issued and exchanged no less often than is provided for general population inmates.

52080.34 Revisions

The Deputy Director, Institutions Division, or designee shall ensure that the content of this section is current.

52080.35 References

PC §§ 2081, 2931, 2932, 2933, 3060, 5054, 5058, and 5077.

W&I § 3051.

GC § 11346.2d.

Wright v. Enomoto (1976) 462 F. Supp. 397.

Taylor v. Rushen (ND Cal) L-80-0139 SAW.

CCR (15) (3) §§ 3290 and 3310 - 3345.

ARTICLE 24 — FIRE PROTECTION

Revised November 25, 1997

52090.1 Policy

The Department shall provide reasonably safe facilities for inmates and furnish a place of employment that is reasonably safe and healthful.

Fire and safety related activities shall be in accordance with updated revisions of the CCR. In the event that state or local codes are not applicable, recommendations/standards of the National Fire Protection Association (NFPA) (current edition) shall apply.

Life safety and fire prevention are the responsibility of every employee. Each employee shall attend appropriate training for providing a reasonably safe working and living environment for staff, inmates, and visitors.

The Warden at each facility shall have in place fire prevention and suppression programs.

52090.2 Purpose

The purpose of this section is to provide for the prevention and prompt, efficient suppression of fire within the institutions and to ensure that all concerned, by an effective means of communication, know and understand their role in a fire safety program.

52090.3 Fire Department Organization

Each fire department shall have the following positions:

- Fire Chief, Correctional Facility.
- Firefighters, Correctional Institution.
- Inmate firefighters. Each institution shall be minimally staffed at a level of four (4) inmate firefighters per fire engine and two (2) per supplemental vehicle if applicable, with the exception of LAC and NCWF.

Fire Service/Training Specialist, Correctional Facility or Firefighter, Correctional Institution, may be established on a part-time/permanent intermittent basis at the discretion of the appointing authority.

52090.4 Institution's Fire Chief's Responsibilities

The Fire Chief:

- Performs administrative duties and manages the fire department's operation and personnel.
- Develops training programs for fire fighting personnel (including inmates) utilizing the California Fire Service Training and Education Program (CFSTEP), and Certification Programs, recognized by the State Fire Marshal (SFM).
- Develops work schedules for firefighters/personnel under their jurisdiction.

- Coordinates staff training in fire prevention and suppression methods and technology through, and with the cooperation of, the IST Office.
- Makes or provides for frequent inspections of the institution for fire and life safety hazards and reports findings from the inspections to the Warden/designee.
- Participates in the safety program of the institution.
- Provides inspection and maintenance of fire fighting equipment/systems throughout the institution.
- Takes command during a fire /hazardous material or other life safety related emergency implementing the incident command system as required by the CCR (19) Standardized Emergency Management System including:
 - Directing fire fighting operations, rescue operations, building evacuations, etc., with the assistance and cooperation of custody personnel.
 - Ensure that water from fire hoses is not directed into occupied inmate housing units, cells, or dormitories, unless absolutely necessary to extinguish a fire.
- Requests mutual aid in accordance with established facility plans and procedures.
- Conducts post-fire investigations after the fire is suppressed to determine the cause and prepares required reports.
- Notifies the SFM's Office, Arson and Bomb Investigation Unit, of all fires and explosions pursuant to H&SC 13107.

Note: SFM may choose not to investigate every fire. The decision rests with the SFM.

- Maintains the fire station, adjacent grounds, all hydrants, exterior standpipes, etc., in conjunction with the Correctional Plant Manager.
- Assists the SFM's representative on all SFM inspections or surveys.
- Performs as lead person and staff resource for developing and maintaining an effective emergency evacuation plan for every area of the facility in cooperation with all departments. The plan shall provide for quarterly fire drills, the manner in which they are to be conducted, and the designated staff responsible for evacuation procedures.
- Develops fire prevention programs and fire safety procedures in cooperation with appointed facility personnel and the office of the SFM.
- Performs custodial duties relating to inmates assigned to the fire department.

52090.4.1 Institutional Firefighters' Responsibilities

The institutional firefighter(s) and/or Fire Training Specialist:

- Acts as Fire Chief in their absence when designated.
- Assists the Fire Chief in training, fire prevention, safety, hazardous material, inspections, investigations, and carries out duties as assigned by the Fire Chief.
- Inspects fire apparatus and equipment at the fire department at the beginning of each tour of duty.
- Ensures the cleanliness, orderliness, and sanitation of fire department facilities.
- Assists the Fire Chief in record keeping and completing required reports as necessary.
- Responds to emergency alarms in accordance with procedures.
- Performs custodial duties relative to inmates assigned to the fire department and maintains accountability of inmates, equipment, and tools.

52090.4.2 Inmate Firefighters

Inmate firefighters:

- Shall be assigned to the fire department as a full-time assignment.
- Shall be fed and quartered at the fire department as space and food preparation facilities are available.
- Shall maintain the fire department building, grounds, and equipment.
- Shall be on call at all times.
- Shall participate in fire training through SCC, when possible and program space exists. Regular OJT provided at each facility fire department shall be in accordance with the CFSTEP.
- Female inmate firefighter shall be trained by a qualified Fire Training Officer or Fire Chief.

52090.4.3 Supervisory Staff Responsibilities

Supervisory staff shall ensure daily visual inspections of their immediate work areas are performed, making certain that fire extinguishers are placed in their assigned location and charged; fire hoses have not been altered or tampered with; evacuation routes, plot plans, and exit signs are posted; and the area conforms to all fire and life safety regulations.

52090.4.4 Non-Supervisory Staff Responsibilities

All employees shall notify their supervisors of any fire hazard condition.

Suspected malfunctioning, damaged, or missing fire suppression equipment required in the work or living areas shall be reported to the supervisor of the area and to the fire department immediately.

All employees shall be familiar with the requirements of their assignments, including the appropriate actions to follow in the event of a fire or other life-threatening emergency.

52090.5 Definitions

Accident(s)

Deviations from planned events that cause an unexpected and undesirable end result or effect.

Emergency Evacuation Plans

A posted plan of the area with exits clearly marked the layout of the area, and arrows indicating the appropriate direction to take.

- Posting shall be by means of a durable sign having a contrasting color from the background to which it is attached. Other effective means of communication, including verbal orientation, shall be used for inmates with disabilities for whom such signs do not provide the needed communication.
- Figures shall be of an approved type and shall be maintained in a legible manner.
- No person shall deface or remove such signs except as authorized by the Fire Chief.

Evacuation

Movement of occupants to a safe area of the facility, a minimum of 50 feet from the building, or to the designated area of refuge of sufficient size to accommodate all occupants.

Exit(s)

A continuous and unobstructed means of egress to a public way; and shall include aisle(s), intervening doors, doorways, corridors, exterior exit balconies, ramps, stairways, smoke-proof enclosures, horizontal exits, exit passageways, courts, and yards.

Fire Drill(s)

A practiced plan which follows a written evacuation plan of action for removal of staff, inmates, and visitors in the event of a fire or major emergency. Written evacuation plans must be in accordance with the NFPA standards and approved by the SFM. Fire drills shall be performed quarterly by all appropriate staff.

First-Aid

Treatment of minor scratches, cuts, burns, splinters, abrasions, etc., which do not ordinarily require further medical care. May also include any emergency treatment provided by a person certified in first aid and/or cardiopulmonary resuscitation (CPR) for the purpose of sustaining life until appropriate professional medical personnel can arrive.

Healthful and Safe

Freedom from danger to the life and well being of staff, inmates, and visitors as the nature of the employment and environment reasonably permits. Healthful shall also mean clean.

Injury Illness Prevention Program

A written program to ensure that employees comply with safe and healthy work practices.

Personnel and Staff

Any non-incarcerated person employed by the Department and/or working under the jurisdiction thereof.

52090.6 Training Firefighters

All firefighters, including the Fire Chief, shall be trained in the latest methods of fire prevention and suppression in accordance with the CFSTEP. Staff firefighters should attend the Basic Safety Training Course offered by the Office of Insurance and Risk Management Program.

All full-time firefighters shall be required to maintain current peace officer standard training according to PC 832 and other legally mandated training required by their bargaining unit contracts.

Technical training available through SCC, other fire service agencies, local colleges, etc., shall be coordinated through the local IST Manager, to meet the employee record keeping requirements, and the institution Fire Chief.

All fire department personnel shall be trained and certified in first aid and CPR.

Practice Drills

Mandatory team drills for staff firefighters shall be held for a minimum period of four hours per quarter. Drills shall include training in fire prevention methods, fire suppression techniques, operation of apparatus and life support equipment, and joint mutual aid training per local agreements.

Fire Department Training Records

Fire department staff training records shall be maintained by the Fire Chief at the fire department with a copy forwarded to the institution IST office.

52090.6.1 Training Other Staff

As soon as possible after reporting to work, all new staff shall be trained in the proper steps to take in the event of a fire or other life threatening emergency. Training shall include, at minimum:

- Fire and emergency reporting procedures for the institution.
- Location and use of fire extinguishers.
- Knowledge of fire exits and evacuation routes.
- Effects of smoke inhalation.
- Proper manner of reporting emergencies and safety hazards.

Administrative and Custodial Supervisors

Administrative and custodial supervisors shall attend annual refresher courses to ensure they are current in meeting their training needs for fire and life safety compliance.

All supervisory staff shall be trained in appropriate fire and life safety and sanitation inspections to ensure clean, healthy, and safe working and living environments within their own and adjacent work areas.

All institution staff, including administrative staff, shall attend quarterly fire drills as often as possible. Fire drills shall be documented by supervisors on Health and Welfare Agency Form DS 5003, Fire/Evacuation Drill Report. Attendance shall be documented as OJT by the area supervisor in the employee's training file.

52090.7 Fire Prevention Inspections

Inspections shall provide for correction of areas that may be potentially dangerous or deficient in meeting acceptable fire and life safety standards.

The maximum degree of safety shall be provided to protect staff, inmates, and visitors from injury or illness caused by fire or other hazards.

Staff shall conduct inspections at the specified interval and in the manner prescribed.

52090.7.1 Daily Inspections

Assigned staff shall conduct daily visual inspections of their immediate work or living areas to ensure fire extinguishers are placed in their assigned location and charged; fire hoses have not been altered or tampered with; evacuation routes, plot plans, and exit signs are posted; and all areas conform to fire, safety, and health regulations.

52090.7.2 Weekly Inspections

Weekly inspections shall be performed in every work and living area. These inspections should be performed by the immediate area supervisor. Deficiencies or items needing correction shall be brought to the attention of the area department/section head so that corrective action can be taken quickly.

52090.7.3 Monthly Inspections

On-going monthly inspections for compliance with safety, hazardous materials, and fire prevention standards shall be performed by the area department/section head.

- Inspection reports shall be consistent with the Injury and Illness Prevention Program.
- Copies of the monthly inspections shall be forwarded to the Fire Chief and safety coordinator.

52090.7.4 Quarterly Equipment/Systems Inspections

Quarterly inspections shall be performed on all manual or automatic alarm systems, sprinkler systems, communications systems, detection equipment, and all other types of fire protection equipment, including exit locking devices, doors, fire trucks, and equipment for fire fighting. These systems may be inspected monthly if time and staff allows. The Fire Chief or their designee shall perform these inspections. (Sprinkler systems shall be serviced by State licensed personnel as required by the CCR.)

52090.7.5 Semi-Annual Inspections

Semi-annual inspections for compliance with safety and fire/accident prevention standards shall be performed by the Fire Chief and/or their designee of the entire institution/facility and grounds. A report shall be generated by the Fire Chief through the chain of command to the Warden on all activities of the fire department and inspection deficiencies not corrected as required by code.

52090.7.6 Annual Inspections

Annual inspections should be performed by SFM in the manner prescribed by law.

- The SFM has statutory responsibility for institution fire prevention and public safety inspections. The SFM shall have access for annual fire and life safety inspections to all areas within the institution and grounds. The Fire Chief, or designee, shall accompany the SFM on each inspection. Each area supervisor is responsible to participate in the inspection of their own working or living area. Reports of these findings shall be forwarded to:
 - Warden.
 - Assistant Deputy Director, Office of Environmental, Health and Safety Management.
 - Deputy Director, ASD.
 - Assistant Director, OOC.
 - Deputy Director, Institutions Division.
 - Deputy Director, P&CD.
 - Chief, PFAB.
 - Fire Chief.

52090.8 Records Retention for Fire Inspections

Records of all inspections and corrective actions taken shall be maintained by the fire department for the current year, plus two (2) years.

52090.9 Fire Equipment Maintenance

The Fire Chief is responsible for the maintenance and repair of all fire fighting equipment. All fire equipment shall be inspected, tested, and maintained in serviceable condition to ensure its proper operation when a fire or other life-threatening emergency occurs.

52090.10 Fire Alarm Systems

All fire alarm systems, fire detection systems, automatic sprinklers or extinguishing systems, communications systems, and all other equipment, materials, or systems required shall be maintained in an operable condition at all times. When the fire protective qualities of such equipment, materials, or systems are disrupted or diminished, immediate action shall be instituted to reestablish such equipment, material, or systems to their original normal and operational condition.

52090.10.1 Fire Hydrants

The fire department is responsible for numbering, checking, testing, color-coding, and lubricating all fire hydrants. In addition, the fire department is responsible for the following:

- Hydrants shall be inspected quarterly and flow tested annually. Any repairs necessary shall be reported by the Fire Chief to the Correctional Plant Manager.
- Plot plans indicating the location of fire hydrants throughout the facility grounds shall be maintained at the firehouse.
- The area immediately adjacent to the fire hydrants shall be maintained free of grass, shrubbery, parked cars, or other obstructions.

52090.10.2 Fire Extinguishers

Fire department staff shall service or test portable fire extinguishers and shall secure a certificate of registration from the SFM. The required fee is to be paid by the State for fire department staff or inmates required to possess this certificate of registration.

- Fire department staff shall be trained, pursuant to CCR, to conduct the appropriate service and testing.
- Fire extinguishers shall be serviced as specified in CCR (8) General Industry Safety Orders. Servicing shall be performed in accordance with the CCR.

52090.10.3 Fire Vehicles

The Fire Chief shall ensure the maintenance and repair of all vehicles assigned to the fire department. Such maintenance and repair shall be performed on a "first priority basis for fire vehicles." The primary objective of this provision is to keep vehicle out-of-service time to an absolute minimum. Overtime shall be authorized when necessary.

In order to accomplish the stated primary objective, maintenance and/or repair services shall be performed by one of the following:

- Fire department personnel.
- Personnel assigned to the facility garage.
- A local independent dealer, vendor, or repair facility which shall be determined by the Fire Chief in cooperation with an inspector of automotive services from the DGS.

Records of all maintenance and repair work performed by the facility garage or outside vendors shall be maintained by the vehicle maintenance garage. Vehicle Daily Inspection forms conducted by the fire department staff/inmates shall be kept at the fire department and stored for the current year, plus two (2) years.

52090.11 Fire Equipment Inventory

A complete inventory of all fire fighting equipment, apparatus, and vehicles shall be maintained. This inventory shall specify the equipment item(s), name, date of purchase (or age), installation (if available), and condition upon last inspection. If a replacement item has been ordered, indicate the date the order was placed.

52090.12 Room Capacity Designation

Rooms used for assembly, classrooms, or similar purposes having an occupant load of fifty persons or more, where fixed seats are not installed, shall have an occupant load (capacity of the room) posted in a conspicuous place near the main exit from the room.

- Posting shall be by means of a durable sign having a contrasting color from the background to which it is attached.
- Figures (lettering) shall be of an approved type and shall be maintained in a legible manner.
- No person shall deface or remove such signs except by authority of the SFM.

52090.13 Fire Emergency Exit

Emergency exits shall be provided to ensure the safety of staff, inmates, and visitors. Exits should be positioned in such a manner that if one exit is blocked by fire and/or smoke, the other exit is available. All exits shall be continuously visible at all times, kept clear and free of obstructions, and maintained in a usable condition. Exits shall lead directly to a hazard free area where adequate supervision can be provided.

Provision for emergency access and exit shall be in accordance with the CCR to allow for efficient removal of handicapped persons.

No person may impede, modify, or otherwise obstruct any designated emergency exit without approval of the Fire Chief.

52090.14 Fire Equipment Entrance to Security Area

Fire apparatus and personnel responding to an emergency scene shall not be detained. Each institution shall develop procedures to ensure compliance.

52090.15 Response to Fires and Fire Alarms

The fire department shall respond to all fires and fire alarms.

- Off-duty firefighters may be called in to work whenever their services are needed during a fire or inmate disturbance.
- No fire fighting member/staff shall leave the scene of a fire, fire drill, or other situation where apparatus/equipment has been used until the apparatus/equipment is returned to service condition, unless given express permission by the Fire Chief or their designee.
- Fire department staff shall take matters of internal operations to the Fire Chief.
- Fire department staff shall direct all persons seeking information relative to fires or the fire department operations to the Fire Chief.
- The fire department also may be required to respond to other institutional emergencies.

52090.16 Changes in Fire Policy

The Fire Chief shall make recommendations to the Warden with respect to matters of policy, personnel, and administration of the fire department.

52090.17 State Fire Marshal's Orders

All written SFM's orders, special or otherwise, shall be conspicuously posted on a bulletin board for a minimum of three days or until the SFM cited condition (violation) is corrected. All citations shall be maintained for the current year, plus two (2) years.

The SFM has certain responsibilities concerning fire, life, and panic safety in the institution. A working arrangement exists with the SFM's Office for them to periodically confer with the Associate Warden, Business Services, the Fire Chief, and/or any other interested supervisory personnel in the

fulfillment of fire and life safety needs in the institution. The SFM's Office will also assist the Fire Chief in developing procedures pertaining to fire suppression in the institution.

- Whenever it becomes necessary to remodel or otherwise modify existing buildings (add or remove walls, install additional doors, etc.), plans shall be submitted to the Fire Chief for review and comment/approval. Plans shall be forwarded by the P&CD in Central Office, to the SFM for final approval prior to the beginning of a project.

52090.18 Fire Reporting

It is the duty and responsibility of every employee discovering a fire or fire hazard to report it to the fire department immediately or as soon as reasonably possible.

- All fire emergencies shall be reported by the fire department emergency telephone number. A record of all fire calls shall be maintained indefinitely at the institution fire department.
- Any fire which has been extinguished by other than fire department staff or inmates shall be reported by the fire department business telephone number.

When reporting a fire, employees shall provide the following information:

- Exact location and extent of the fire.
- Amount of smoke present.
- Action being taken to control the problem.
- Information relative to any disturbance accompanying the fire.
- Whether inmates or staff are being (or have been) evacuated.
- Nature of any known hazardous substances located within the fire area.

If possible, take corrective action to combat the fire and/or evacuate the area.

52090.19 Evacuation(s)

Fire protection practices and departmental policy mandate that all employees be instructed and trained concerning their duties and responsibilities should it become necessary to conduct an emergency evacuation for any fire or life threatening condition.

Fire emergency and evacuation plot plans and routes shall be conspicuously posted in every area throughout the institution. Area supervisors shall ensure that all employees and inmates are aware of the correct route to take in the event of an evacuation. Special instructions shall be provided for inmates with disabilities to effectively communicate the correct route to take in the event of an evacuation.

Fire and emergency evacuation procedures shall be modified as necessary to ensure the safe and efficient evacuation of individuals with disabilities. Particular attention should be given to housing units designated for inmates with disabilities. Whenever possible, inmates with disabilities, who may require assistance during an emergency evacuation, should be housed in cells and dorms closest to the emergency exits.

Evacuations may be ordered prior to or during a fire or other emergency by the Fire Chief, institution firefighter, unit lieutenant or other personnel in charge of the life threatening area.

Whenever possible, at least two designated exits shall be identified to permit the prompt evacuation of staff, inmates, and visitors.

Evacuation drills shall be held quarterly under varying conditions on all three watches by designated supervisors. Such drills shall be actual unless the drill would cause a security or unusual safety problem with removing the inmates.

- Where actual evacuation is not feasible due to custody, safety, and welfare of staff or inmates, staff will walk through the evacuation procedures without actual evacuation.
- Such walk through drills shall be monitored by the area supervisor to ascertain that actual evacuation could be accomplished as required. All staff and inmates will be familiar with fire evacuation routes, exits, and procedures.

At the conclusion of fire drills, the area supervisor shall complete a DS 5003 indicating the necessary information, and forward a copy to the Fire Chief.

52090.20 Post Fire Investigation(s) and Reports

A complete report of all fires, hazardous materials, medical, standbys, public assist, or mutual aid incidents shall be prepared by responding fire department staff and forwarded to the SFM's Office as required by California Fire Incident Reporting System.

- Fire department staff shall conduct a complete investigation of the scene to ensure that the fire is completely extinguished.
- All materials burned or destroyed by the fire shall be itemized and the name of the person or persons involved shall be recorded on the report.

52090.20.1 Individual Fire Injury or Death

On fires where an inmate or employee is injured or dies as a result of the fire, or when the Fire Chief considers conditions related to a certain incident sufficiently unusual, a written report accompanied by appropriate photographs shall be completed and copies submitted to the SFM and the Assistant Deputy Director, Office of Environmental, Health and Safety Management, Central Office. In addition a copy of the written report shall be sent to the Division of Labor Statistics and Research, DIR.

52090.21 Mutual Aid

Mutual Aid, by definition, is a fire district request for supplement fire suppression aid in the event of a fire or other emergency beyond the immediate control of that district.

- The Fire Chief or designee may either request assistance from or dispatch firefighters and equipment to the fire district outside of the institution grounds, in accordance with the established local Mutual Aid Plan, existing agreements with the fire district requesting the assistance, and the state OES.
- Mutual aid requests or responses shall not place the institution in jeopardy or violate minimum safety standards.
- Mutual aid requests shall be processed through the institution Fire Chief or designee.
- When a request is received, the Fire Chief or firefighters shall determine the type of fire equipment required and the number of inmate firefighters or staff needed to respond.
- Mutual aid requests from fire districts may be verbal or in writing (prior to the emergency). Such requests shall outline the area to be responded to and the type of incident anticipated. The fire department may respond to such requests, based upon availability of required firefighter staffing and equipment that can be excused from regular duty assignments at the time of the emergency.
- Only inmates who have been so classified in accordance with local procedures in conjunction with the CCR or DOM 62070, once approved for use, are eligible to participate in mutual aid responses.
- Fire apparatus (engines/vehicles) shall be driven by the Fire Chief or firefighter only, when off institution property. All fire department staff shall be trained and licensed in accordance with the VC.
- Prior to leaving the institution grounds with inmate firefighters, the Fire Chief or firefighter shall call the watch commander and advise them of the location of the emergency, names and numbers of inmate firefighters, and staff responding.
- Upon return to the institution after a mutual aid call, the employee in charge shall call the watch commander to advise of the return and report any unusual incidents or activity while away from the institution.
- Inmate firefighters shall not drive on a public road, except in an extreme emergency.
- On extended mutual aid responses where the crew is to be away from the institution for more than one day, the employee in charge shall notify the watch commander at least every 24 hours, or as soon as practical thereafter, of the status of the crew.

52090.22 Revisions

The Deputy Director, Administration Services, or designee shall ensure that the contents of this section are current.

52090.23 References

CCR.

National Fire Protection Association Life Safety Code.

PC.

VC.

ARTICLE 25—INMATE INDECENT EXPOSURE AND SEXUAL DISORDERLY CONDUCT MANAGEMENT

Effective-September 2007

52100.1 Policy

Indecent Exposure and Sexual Disorderly Conduct will not be tolerated by the California Department of Corrections and Rehabilitation (CDCR). Penal Code (PC) Section 314 defines Indecent Exposure as “the willful and lewd exposure of a person, or the private parts thereof, in any public place or in any place where there are present other persons to be offended or annoyed thereby.” Sexual Disorderly Conduct is defined in California Code of Regulations (CCR) Section 3000 as “every person who touches, without

exposing, their genitals, buttocks or breasts in a manner, or other circumstance of this touching, that demonstrates it is for the purpose of sexual arousal, gratification, annoyance, or offense, and that any reasonable person would consider this conduct offensive.”

52100.2 Purpose

To ensure that every Indecent Exposure or Sexual Disorderly Conduct incident is reported, tracked, managed, subject to discipline, and referred for prosecution as set forth in this policy. An inmate who engages in Indecent Exposure or Sexual Disorderly Conduct shall be subject to a variety of Security Measures in an attempt to identify, prevent, reduce, and eliminate the opportunity to repeat the behavior.

It is the policy of the Department to provide support to every employee who observes an Indecent Exposure or Sexual Disorderly Conduct incident. Such support can include the Employee Assistance Program, the Employee Post Trauma Program, the Equal Employment Opportunity (EEO) referral process, and the imposition of Security Measures as described in Section 52100.4.

52100.3 Implementation**Incident Reporting and Tracking:**

Every Indecent Exposure or Sexual Disorderly Conduct incident shall be documented by the observing employee on a CDC Form 115, Rules Violation Report (RVR).

Indecent Exposure is classified as either a Division D or a Division B offense. If the inmate has no prior criminal convictions for PC Section 314, Indecent Exposure, or PC Section 288, Lewd Act on a Child or Dependent Person, the inmate will be charged with the Division D offense of Indecent Exposure. If the inmate has any prior criminal conviction for PC Section 314 or 288, the inmate will be charged with the Division B offense of Indecent Exposure with a Prior.

In addition, the Indecent Exposure shall be reported as an incident on the CDCR Form 837, Crime/Incident Report. All Indecent Exposure Incident CDCR 837's shall be referred to the District Attorney.

An inmate who masturbates or engages in inappropriate touching of his/her genitals, buttocks, or breasts in public without exposing his/her genitals, for example under the clothing, will be charged with the Division E offense of Sexual Disorderly Conduct.

An inmate who engages in Indecent Exposure or Sexual Disorderly Conduct shall be referred for a mental health assessment through the submittal of a CDCR Form 115-MH, Rules Violation Report: Mental Health Assessment Request.

All employees observing an Indecent Exposure or Sexual Disorderly Conduct incident shall be provided the opportunity to complete a CDCR Form 2152, Employee Report of Inmate Sexual Misconduct. All Supervisors are required to complete the appropriate sections of the CDCR 2152, regardless of the employee's decision to complete the form.

Inmate clerks shall not prepare or type an Indecent Exposure or Sexual Disorderly Conduct RVR

The assigned Captain shall be responsible for identifying all Indecent Exposure and Sexual Disorderly Conduct offenders within their area. A tracking list shall be distributed on a monthly basis to Correctional Administrators, Facility Lieutenants, the Chief/Senior Psychiatrist or Chief/Senior Psychologist, and the Indecent Exposure Review Committee (IERC), (see Section 52100.5 “Monitoring”).

This list is highly restrictive and shall not be duplicated, but shall be available for staff review at the facility/unit program office.

52100.4 Security Measures

Inmates who engage in acts of Indecent Exposure or Sexual Disorderly Conduct will be subject to Security Measures that are designed to decrease the opportunity for the inmate to repeat the behavior and/or minimize the impact that the behavior has on prison staff and others. Security Measures are tools used by staff for a determinate period to identify, prevent, reduce, and eliminate the behavior.

There are two types of Security Measures. They are immediate Security Precautions and post Disciplinary Restrictions.

Security Precautions:

Immediate Security Precautions are implemented following a report, whether verbal or written, of Indecent Exposure or Sexual Disorderly Conduct. Correctional Officers/Sergeants shall implement Security Precautions. These Security Precautions shall be approved, tracked, and reviewed by the Lieutenant/assigned Captain on a weekly basis. In an Administrative Segregation Unit (ASU), Security Housing Unit (SHU), and Psychiatric Services Unit (PSU) the assigned Captain in consultation with the

Interdisciplinary Treatment Team (IDTT) may remove or extend these precautions based on the overall case factors and institution security needs as appropriate.

Security Precautions include:

- Solid door with yellow placard, cell and/or side-window covering, or other devices primarily used to alert staff of an inmate's propensity to engage in Indecent Exposure or Sexual Disorderly Conduct behavior and secondarily used to limit the inmate's ability to observe staff while engaging in the behavior.
- Use of an Exposure Control Jumpsuit to limit the ability of the inmate to engage in the behavior.
- Temporary restriction from yard or other settings which may provide a venue for the behavior.
- Substitution of activity setting to reduce the possibility of the behavior impacting staff.

Application of Security Precautions:

Upon the first and subsequent Indecent Exposure or Sexual Disorderly Conduct offense(s), the inmate shall be identified on an Indecent Exposure Offender Tracking Memorandum.

Common Area Offenses:

If the Indecent Exposure or Sexual Disorderly Conduct occurs outside of the cell/bed area in the General Population (GP) the following protocols shall be followed:

All offenses: Place in Administrative Segregation/status. Apply yellow cell front covering and Exposure Control Jumpsuit.

No yard access for 10 days followed by Exposure Control Jumpsuit while outside of cell.

If the Indecent Exposure or Sexual Disorderly Conduct occurs outside of the cell/bed area in ASU/SHU the following protocol shall be followed:

All offenses: Apply yellow cell front covering.

First offense: No yard access for 10 days followed by Exposure Control Jumpsuit while outside of cell, and apply yellow window covering in an equipped facility.

Second offense: No yard access for 10 days followed by Exposure Control Jumpsuit while outside of cell, and apply yellow window covering in an equipped facility.

If the Indecent Exposure or Sexual Disorderly Conduct occurs outside of the cell in PSU the following protocol shall be followed:

All offenses: Apply yellow cell front covering.

First offense: No yard access for 10 days, followed by concrete yard for 60 days. Exposure Control Jumpsuit optional.

Second offense: No yard access for 10 days, followed by concrete yard for 120 days. Exposure Control Jumpsuit optional.

In Cell/Bed Area Offenses:

If the Indecent Exposure or Sexual Disorderly Conduct occurs inside the cell/bed area in the GP the following protocol shall be followed:

All offenses: Place in Administrative Segregation/status. Apply yellow cell front covering.

If the Indecent Exposure or Sexual Disorderly Conduct occurs inside the cell/bed area in ASU/SHU the following protocol shall be followed:

All offenses: Apply yellow cell front covering.

If the Indecent Exposure or Sexual Disorderly Conduct occurs inside the cell/bed area in PSU the following protocol shall be followed:

All offenses: Apply yellow cell front covering.

Restricted to 30 days concrete yard access.

If the Indecent Exposure or Sexual Disorderly Conduct offense occurs in a PSU Group setting the following protocol shall be followed:

Immediately remove inmate from group and return to cell.

Apply yellow cell front covering.

First offense: Refer to IDTT. Recommend 30-day suspension of group where, on a case-by-case basis, IDTT/clinical staff may temporarily restrict the inmate from group activity. Exposure Control Jumpsuit status upon return to group for 30 days with IDTT review and approval.

Second offense: Refer to IDTT. Recommend 60-day suspension of group where, on a case-by-case basis, IDTT/clinical staff may temporarily restrict the inmate from group activity. Exposure Control Jumpsuit status upon return to group for 90 days with IDTT review and approval.

All Security Precautions are reviewed weekly with the IDTT.

Any group suspension for Enhanced Out Patient level of care inmates requires clinical staff authorization.

Yellow Cell Front Coverings:

The application, review, and removal of yellow cell front coverings will be as follows:

The placement of yellow cell front coverings is mandatory for all Indecent Exposure and Sexual Disorderly Conduct offenses as a Security Precaution.

The reporting employee may initiate this Security Precaution immediately. The reporting employee shall submit a CDC 128-B advising of the yellow cell front covering. Distribution will include C-File, inmate, housing unit, and program office. If the reporting employee does not submit the Chrono, it is the Incident Commander's responsibility to ensure that a CDC 128-B is completed.

For the first offense the yellow cell front covering shall be applied for 90 days from the date of the offense.

For a second offense within 12 months from the most recent offense, or while on yellow cell front status, the inmate will be placed on yellow cell front status for 6 months from the most recent offense, which will run concurrent with the existing precaution.

Cell Front Covering Requirements:

The Warden will have the discretion to use solid yellow placards or cell front coverings, according to their cell front designs and material on hand, (lexan, paper, cardboard, etc.) as long as there is a review process in place to remove the Security Precautions when an inmate's behavior has been corrected.

Solid door: This type of door requires a yellow placard (yellow paper). Yellow paper is applied to the cell front windows as well as the count window, where applicable, leaving approximately eight to nine inches from the top or bottom of the windows uncovered, depending on the angle of control booth visual or upper/lower tier. When removing an inmate from a cell, conducting hourly security checks, and/or during count, it is required practice to remove the yellow paper completely in order to appropriately complete these duties.

Exposure Control Jumpsuit:

Exposure Control Jumpsuits are not to be used in the GP as the inmate requires close monitoring when wearing a jumpsuit.

The placement of an inmate onto Exposure Control Jumpsuit status is mandatory for all out-of-cell Indecent Exposure and Sexual Disorderly Conduct incidents as a Security Precaution in SHU and ASU.

The placement of an inmate onto Exposure Control Jumpsuit status is optional for all Indecent Exposure and Sexual Disorderly Conduct out-of-cell offenses in PSU.

The reporting employee may initiate this Security Precaution by submitting a CDC 128-B. If a CDC 128-B is not submitted by the reporting employee, the Incident Commander is responsible to ensure that a CDC 128-B is completed.

First offense: An inmate shall be placed on Exposure Control Jumpsuit Security Precaution for 30 days from the date of the offense.

Second and Subsequent offenses: Should the inmate re-offend within 12 months of the most recent offense, or while on jumpsuit status, the inmate will be placed on jumpsuit status for 90 days from the most recent offense, which will run concurrent with the existing precaution.

Disciplinary Restrictions:

Disciplinary Restrictions are applied as a result of a disciplinary action where inmates are afforded due process.

Inmates found guilty of committing an Indecent Exposure or Sexual Disorderly Conduct offense through the inmate disciplinary process may be subject to credit and privilege loss.

The suspension of privileges based on a finding of guilt in a disciplinary hearing, pursuant to CCR Sections 3007, 3323(d)(7), 3323(f)(5), and 3323(g)(8) shall be assessed as follows:

First offense: A finding of guilt in a disciplinary hearing for Indecent Exposure or Sexual Disorderly Conduct may result in the loss of privileges including, but not limited to, any or all of the following, for up to a 90 day period:

- (1) Canteen.
- (2) Appliances.
- (3) Vendor packages.
- (4) Telephone privileges.
- (5) Personal property.

Second or subsequent offense: A finding of guilt in a disciplinary hearing for Indecent Exposure or Sexual Disorderly Conduct may result in the loss of any or all of these privileges for up to a 180 day period.

Following the completion of the disciplinary process and a finding of guilt, security precautions and disciplinary restrictions may remain in effect for a period of time designated by the Senior Hearing Officer (SHO) consistent with this policy. If a finding of not guilty results, the security precautions shall be removed.

District Attorney Referrals:

All Indecent Exposure incidents shall be referred to the District Attorney per the current Memorandum of Understanding between the institution and the District Attorney.

This Memorandum of Understanding will include an explanation concerning the reason Indecent Exposure misdemeanor cases require prosecution.

The IERC shall publish a status report concerning Indecent Exposure incident cases referred to the District Attorney no less than quarterly. A copy of the status report shall be provided to the Warden and the District Attorney.

Classification:

Any inmate charged with an Indecent Exposure or Sexual Disorderly Conduct offense shall be placed in ASU and reviewed by the ICC to determine the appropriateness of ASU retention, pending disciplinary matters, and/or future housing considerations.

Inmates found guilty in a disciplinary hearing of committing an Indecent Exposure (either Division D or Division B offense) may also be subject to the imposition of an "R" suffix custody designation (refer to DOM Section 62010.4.3.1.).

A review of the "R" suffix custody designation shall be initiated by the Institutional Classification Committee (ICC) when an inmate has been found guilty in a disciplinary hearing for Indecent Exposure.

Assessment of SHU Term:

A determinate period of confinement in a SHU may be established for an inmate when found guilty of an Indecent Exposure or Sexual Disorderly Conduct per CCR Section 3341.5(c)(9)(K) "Sexual Misconduct." The term shall be established by the ICC utilizing the standards in the SHU Term Assessment Chart in CCR Section 3341.5.

Family Visiting Restrictions:

Per CCR, Title 15, Section 3177(b)(1)(A), an inmate may be restricted from family visiting even without a criminal conviction, provided there is substantial evidence of such misconduct. Substantial evidence includes a guilty finding on a disciplinary report. Therefore, a guilty finding for Indecent Exposure may prohibit the inmate from family visiting. This prohibition may be permanent. This restriction on family visiting is not a penalty imposed by the SHO as part of the disciplinary disposition. A classification committee may impose this restriction when family visiting is reviewed. In the hearing summary, it is sufficient for the SHO to note the inmate has been found guilty of an offense listed under the CCR, Title 15, Section 3177(b)(1)(A), as prohibiting family visiting.

Mental Health Referral and Evaluation:

An inmate who engages in Indecent Exposure or Sexual Disorderly Conduct shall be referred for a mental health assessment through the submittal of a CDCR Form 115-MH, Rules Violation Report: Mental Health Assessment Request. At the same time, custody staff will implement Security Precautions as described in Section 52100.4.

Offenders who are already enrolled in the Mental Health Services Delivery System (MHSDS) will have this issue addressed by the IDTT assigned to that unit. The IDTT may recommend specific behavioral security precautions, in addition to appropriate adjustments to medications and/or other therapeutic interventions, in an effort to identify, prevent, reduce, and eliminate the behavior.

The receipt of the mental health assessment by mental health clinicians shall be reviewed for potential further mental health screening or a comprehensive mental health evaluation to determine if the inmate has a condition that warrants entry into the MHSDS. A diagnosis of Exhibitionism requires entry into the MHSDS under the medical necessity designation.

The results of Indecent Exposure or Sexual Disorderly Conduct related Mental Health Assessments shall be provided to the IERC no less than quarterly.

Training:

Training will be provided to impacted personnel necessary for the ongoing management of the Indecent Exposure and Sexual Disorderly Conduct Procedures.

Employee Policy Recommendations regarding Indecent Exposure or Sexual Disorderly Conduct Incidents:

All staff shall be allowed to make policy recommendations regarding Indecent Exposure or Sexual Disorderly Conduct incidents to their supervisor at any time. Written recommendations shall be submitted to the employee's supervisor who shall forward the recommendation to the IERC for consideration.

52100.5 Monitoring

The IERC will monitor the implementation and effectiveness of the policy and procedures set forth above. The IERC will meet no less than quarterly. The IERC is comprised of administrative staff at the level of Associate Warden, Chief or Senior Psychiatrist and Chief or Senior Psychologist, other program staff as appropriate, and other mental health staff as appropriate, Custodial Management, Litigation Coordinator, and a Recorder who will prepare minutes from the meeting. The IERC will evaluate policy compliance and effectiveness, and monitor the impact of Security Measures, and clinical programs using the tracking reports, Incident Reports, and the Employee Report of Inmate Sexual Misconduct.

The Warden will forward monitoring information to headquarters on a regular basis and headquarters will monitor the activities of the IERC.

52100.6 Revisions

The Director of the Division of Adult Institutions or designee is responsible for ensuring that the contents of this Article are kept current and accurate.

52100.7 Reference

CCR §§ 3000, 3007, 3177, 3323, 3341.5

DOM, Section 62010.4.3.1,

PC §§ 288, 314

ARTICLE 26 — AIR SPACE MANAGEMENT

Effective September 21, 1989

52110.1 Policy

The Department shall maintain operational control of the air space immediately adjacent to and above each institution consistent with State and Federal laws and regulations.

52110.2 Purpose

The purpose of this section is to provide guidelines for maintaining operational control of each institution's air space.

52110.3 Institution Air Space

Air traffic is controlled by the Federal Aviation Administration (FAA). The FAA has rules governing all movement of aircraft.

Federal Aviation Regulation (FAR) 91.79 requires a fixed wing aircraft to maintain a minimum altitude of 1,000 feet above the highest point of land or structure within a horizontal radius of 2,000 feet from the aircraft.

A helicopter has no altitude restrictions other than that which does not endanger persons or property below and which, if the engine failed, would allow the aircraft to safely auto-rotate to the ground. These altitude standards apply to all normal air traffic in the vicinity of an institution.

All aircraft observed violating FAR 91.79 shall be reported to the appropriate Air Route Traffic Control Center:

- Northern California (415) 797-3200.
- Southern California (805) 947-4101.

52110.4 Air Traffic Restrictions

The FAA has the authority (FAR 91.91) to restrict aircraft from flying over designated areas. There are two types of restrictions:

- Permanent.
- Temporary.

Permanent restrictions are usually limited to areas containing:

- Military bases.
- National Monuments.
- Areas consistent with greater public safety or security.

Temporary restrictions are granted on an as needed basis for a single event such as:

- To protect persons or property from danger during disaster relief.
- To prevent an unsafe congestion of sightseers and other aircraft above an incident that has or may generate a high degree of public interest.

A temporary restriction may be requested from the FAA Air Route Traffic Control Center and if granted will result in a Notice to Airman (NOTAM) of

this restriction. See DOM 52110.3 for the Air Route Traffic Control Center telephone numbers.

52110.5 Responsibility

Each Warden or designee shall:

- Coordinate and implement communication with outside agencies to ensure a clear understanding of departmental policy regarding air traffic needs, emergency response and escape procedures.
- Develop or refine mutual aid agreements with local law enforcements or other airborne units. These units may assist in prevention of escapes, identification of unauthorized aircraft in the vicinity, and give air space protection during a critical incident or major disturbance.
- Identify and clearly mark a helicopter landing area for emergency landings, rescue flights, or public official visits. The landing site shall be outside the security area and, if possible, within the coverage of an armed post.
- Establish supplemental procedures for notification/reporting violations of air space and specify the contact person for notification/coordination with other agencies.
- Ensure that updated post orders are available to all armed posts informing them of the policy concerning air space control, including use of firearms, emergency landings, attempts to escape, authorized low altitude flyovers and emergency rescue.
- Ensure that all staff and inmates are informed by written and/or verbal notice of the policy regarding air traffic. Warning signs shall be posted as necessary.

52110.6 Emergency Situations

If any aircraft enters an institution's air space without prior permission, attempts shall be made to wave it off.

If it appears to be in distress, attempts shall be made to direct it to the designated landing site or adjacent area.

Occupants shall be directed to remain in the aircraft, under security coverage, until the situation can be resolved.

52110.7 Escape Attempts

If any aircraft entering an institution's air space appears to be involved in an escape attempt, all means shall be taken to prevent or halt an escape.

Attempts shall be made to direct an aircraft away from inmate occupied and /or security areas. The use of weapons fire as a warning is prohibited.

Firearms shall not be discharged in a direction that would endanger innocent employees or civilians not involved in an escape attempt.

Firearms shall not be used to bring down or disable an aircraft in flight.

Once an aircraft being used for an escape attempt has landed, all efforts will be made, including the use of firearms, to disable the aircraft and render it unable to fly.

Weapons fire may be returned at any attacker within an aircraft when that is the only means available to save the lives of innocent and/or uninvolved persons.

Recommended target areas for helicopters are to the transmission and motor located below the large horizontal rotor blades on top of the main cabin, and the rear tail rotor. Destroying the wheels or propeller of a fixed wing aircraft will disable it.

Inmates shall be ordered to move away from the aircraft. Failure to do so is considered an attempt to escape and shall be treated consistent with existing policy.

52110.8 Revisions

The Deputy Director, Institutions Division, shall ensure that the content of this section is accurate and current.

52110.9 References

CCR (15) (3) § 3295.

Federal Aviation Regulations 91.79 and 91.91.

ARTICLE 27 — UNASSIGNED

ARTICLE 28 — UNASSIGNED

ARTICLE 29 — SOCIAL SERVICES AND COUNSELING

Effective September 22, 1989

53030.1 Policy

The Department shall provide a range of individual counseling and social services designed to meet the casework and program needs of inmates.

53030.2 Purpose

This section establishes objectives to ensure the maximum constructive impact of correctional staff on inmates within the correctional setting.

53030.3 Definition

Social services are programs or activities designed to assist inmates in their adjustment to institution living or to educate and provide skill training to prepare the individual for return to the community.

53030.4 Responsibility

Each Warden shall establish and maintain counseling and social service programs in conjunction with inmate classification procedures and individual program or casework needs.

The program shall be administered by a staff member preferably at the associate Warden level.

All institution personnel shall be familiar with social services available at their facility and shall inform inmates of available services when appropriate. Correctional counselors shall provide needed casework services which may be augmented by volunteer community resources as detailed in DOM 31040, Volunteers.

53030.5 Reception Centers

Every inmate committed to the Department shall be assigned to the caseload of a Correctional Counselor upon reception.

Inmates shall be provided an orientation to the Department which shall include information related to the:

- CCR (15) (3).
- CCR (15) (2) BPT Rules.
- Available institution social services.
- The work incentive program.

53030.6 Institution Social Services

Every inmate shall be assigned to the caseload of a Correctional Counselor upon arrival at the receiving institution.

Correctional counselors shall qualify, by experience and education, to provide individual and group counseling services, as needed.

The Correctional Counselor shall be available for scheduled individual interviews and shall provide for a regularly scheduled "open line".

Inmates may request scheduled interviews by "Request for Interview" forms or through contact at "open line".

Counselors may ducat inmates from their assignments to facilitate necessary casework contacts when such contacts cannot be reasonably made during the inmate's off-time hours including the inmate's regular days off. (Refer to DOM 53130, IW/TIP)

The assigned counselor shall monitor the inmate's participation in program activity considering mutually established goals.

Social services provided shall include but not be limited to:

- Program development and evaluation.
- Institution adjustment.
- Parole planning.
- Interpersonal relationships.
- Family planning.
- Marital, family relationships.
- Parental education.
- Substance abuse.
- Crisis intervention.
- Assessment of special needs.
- Referral to available academic, vocational, religious, recreational, work and community programs.

53030.7 Community Resources

For additional information, refer to DOM 31040, Volunteers; DOM 53020, Inmate Activity Groups; and DOM 53130, IW/TIP.

53030.8 Revisions

The Deputy Director, Institutions Division, or designee shall ensure that the content of this section is current and accurate.

53030.9 References

PC § 3409.

CCR (15) § 3233.

ACA Standards 2-4472 - 2-4480.

ARTICLE 30— INMATE SMOKING POLICY

Revised August 22, 2005

53040.1 Policy

Smoking, possession, or use of tobacco products by inmates, is prohibited. A tobacco product in the possession of an inmate is considered contraband.

53040.2 Purpose

This Article sets forth the operational practices associated with the Department's ban on inmate smoking and tobacco possession. Implementation of the ban is based on the Penal Code (PC) Section 5038.1 and the applicable regulations are found in the Title 15 of the California Code of Regulations (CCR), Sections 3006, 3187, 3188, and 3189.

53040.3 Definitions

For purposes of this Article, the following definitions shall apply:

- Smoke or smoking means inhaling, exhaling, burning, or carrying any lighted cigarette, cigar, pipe, or smoking paraphernalia used for consuming the smoke of tobacco or any other burning product.
- Tobacco product means any product that contains tobacco, the prepared leaves of any plant belonging to the nicotiana family, which shall include, but not be limited to, cigarettes, loose tobacco, cigars, snuff, chewing tobacco, or any other preparation of tobacco, tobacco substitutes, smoking paraphernalia, and all other items developed or processed for the primary purpose of facilitating the use or possession of tobacco or tobacco related products as well as packaging material. Packing material includes, but is not limited to, snuff or cigarette containers.

53040.4 Tobacco Use Cessation Assistance.

All institutions/facilities shall provide tobacco use cessation assistance to inmates in a manner consistent with its physical design and security requirements. However, no institution/facility is obligated to purchase tobacco cessation aids for inmates pursuant to this Policy. Tobacco use cessation assistance may include, but will not be limited to, the following:

- Tobacco use cessation classes.
- Distribution of printed tobacco cessation material.

53040.5 Inmate Violations

Inmates violating the provisions of this Policy and the limitations of CCR, Title 15, Sections 3006, 3187, 3188, or 3189 on July 1, 2005, and thereafter shall be subject to the disciplinary process set forth in the Department Operations Manual (DOM), Chapter 5, Article 23, Inmate Discipline, and the disciplinary methods, administrative and serious rule violation provisions of CCR, Title 15, Sections 3312, 3314, and 3315.

53040.6 Revisions

The Chief Deputy Secretary, Adult Operations, or designee shall ensure that the content of this Article is accurate and current.

53040.7 References

PC § 5030.1.

Government Code §§ 7596 through 7598, 19994.30, 19994.33, and 19994.35.

CCR, Title 15 §§ 3006, 3187 through 3189, 3312, and 3314 through 3315.

DOM Chapter 5, Article 23 §§ 52080.1 through 52080.35.

ARTICLE 31—UNASSIGNED

ARTICLE 32—UNASSIGNED

ARTICLE 33—UNASSIGNED

ARTICLE 34—UNASSIGNED

ARTICLE 35—UNASSIGNED

ARTICLE 36— INSTITUTION PUBLICATIONS

Effective October 2, 1989

53100.1 Policy

Institutions may publish a newspaper, newsletter or magazine with the specific authorization of the Warden.

Inmates may participate in the publication of such newspapers, magazines, or newsletters with specific authorization of the Warden.

If an institution publication is authorized, as provided above, it shall be produced as part of the work, training or education program of the institution.

53100.2 Purpose

The purpose of this section is to provide guidelines for the approval and preparation of institution publications and ensure compliance with legal and administrative requirements.

53100.3 Purpose Of Institution Publications

The publication shall provide a useful and constructive service by disseminating information of interest to inmates and staff, such as institution events and activities, policies and procedures, law changes, and court decisions.

It shall provide work experience and training in journalism, printing and related fields.

53100.4 Responsibility

The Warden shall appoint an administrative editor from his/her immediate staff (i.e., administrative assistant, chief deputy, PIO, etc.) who shall ensure that guidelines set forth by recent court decisions and departmental policies are adhered to. The administrative editor shall work closely with the supervising editor in the selection of inmates assigned to the institutional publications and shall review all publications prior to printing.

The administrative editor shall attempt to resolve disagreements pertaining to the style, content, etc. of the institutional publications that may occur between the inmate editor and the supervising editor prior to the issue reaching the Warden.

53100.4.1 Supervision of Inmate Staff

Supervision of inmates in preparing an institution publication shall be the responsibility of the supervising editor. The supervising editor shall be an instructor in journalism or other qualified employee appointed by the Warden. The supervising editor shall participate in the planning and editing of each issue. The production of a satisfactory publication requires the continuing attention and effort of the supervising editor.

53100.5 Volunteer Assistance and Instruction

Institutions shall try to obtain assistance for the inmate staff from a journalist at a nearby college/university or local newspaper. Inmate reporters and editors shall be provided with journalism textbooks and other instructional material. Where possible they shall be offered basic instruction in journalism ethics and news writing.

53100.6 Selection of Inmate Staff

The administrative and supervising editors shall be responsible for submission of the names of recommended inmate editors and reporters to the Warden for final decision. Selections shall be made from interested inmates who have writing skills and an understanding of basic journalistic ethics. Inmates selected for these positions shall have demonstrated by prior job performance and behavior a sense of responsibility and personal maturity.

53100.7 Timekeeping

The supervising editor shall record the work time of the inmate editor and reporters for purposes of pay and the Inmate Work Incentive Program.

53100.8 Responsibility for Content

The Warden shall be responsible for the content of the institutional publication.

Under the direction of the Warden by the administrative editor, the supervising editor shall:

- Have authority to select, edit, or reject articles, illustrations and layouts.
- Work with the inmate editor to assure that journalistic standards of relevancy, accuracy, objectivity, fairness, and balance are maintained.
- Regularly evaluate in writing the performance of the inmate editor and reporters. Consistently poor performance evaluations shall be cause for removing an editor or reporter from the staff of the publication.

53100.9 Content

Publications shall be written, illustrated and produced in accord with the highest journalistic standards. Relevancy, accuracy, objectivity, fairness and balance shall be required in all articles.

Publications shall not be designed to cover events and issues outside of the institution, except for matters directly related to institution or departmental

operations, such as new laws or court decisions affecting inmates. Articles and news stories should be relevant in the context of prison operations.

Material written by persons not assigned to the staff of the publication is contributed material. Pertinent articles may be accepted from outside contributors. The source of all contributed material shall be included.

Reprinting of news stories and articles from other publications is discouraged, as this practice does not provide experience or training in news writing. When an occasional reprint may be appropriate, the source must be noted.

No inflammatory material shall be published which might threaten institution safety or security. Material offensive to a race, gender, nationality, religious faith or similar group is prohibited. Lewd, obscene, pornographic, sexually suggestive, libelous or defamatory material, or use of profane or vulgar terminology is prohibited. Reports and articles shall not attack any individual or serve as a vehicle for individual inmate complaints, or as a substitute for the departmental inmate appeal procedure.

No advertising material of a commercial nature shall be printed.

Responsible editorial comments by inmate editors and reporters may be included in institution publications. All such material shall carry the by-line of the author and a short editor's note indicating that the expressed opinions are those of the author and do not necessarily represent the position of the management and staff of the institution or the department.

53100.10 Names and Photographs

Names and photographs of inmates and rank and file employees shall not be used without their permission. Names of management employees may be used without permission when the manager is an official source of information or comment. If an employee or inmate is the frequent subject of published articles or illustrations, he or she may give a single blanket approval for subsequent publication of his or her name and picture.

53100.11 Editing Disagreements

Disagreements may occur between the supervising editor and the inmate staff regarding the style, language, content, or layout of a particular article or edition. Every effort shall be made to resolve such disagreements relying on basic journalistic standards as previously defined. The volatility of the prison environment shall be considered in evaluating sensitive material.

When a disagreement on content cannot be resolved, a special editing/ appeal process shall be used. If the issue cannot be resolved, the material in question shall be submitted by the supervising editor to the administrative editor. He/she shall render a decision (within three working days) which may include reasonable editorial changes. If a mutually satisfactory solution cannot be arrived at, the material shall be forwarded to the Warden for review, decision, or transmission to the Assistant Director, Communications. The Assistant Director shall render a decision within three working days following receipt of the questioned material. The Assistant Director may require editing of material to conform to journalistic standards.

53100.12 Suspension and Termination

Institution publications may be temporarily suspended during lockdowns and other emergencies with the approval of the Warden. Publications may be terminated only with the approval of the Director.

53100.13 Director's File Copy

A copy of each issue of each publication shall be sent to the Assistant Director, Communications.

53100.14 Expense and Circulation

The expense of publication shall be covered as general operating expense of the institution.

Subscriptions from outside individuals and organizations may be accepted. Subscription prices shall be determined with the approval of the Warden. Prices shall cover only the cost of production, handling and mailing and shall not be established to return a profit. Solicitation of subscriptions is prohibited.

Exchanges or free circulation shall be limited to schools, libraries, government agencies, other prisons and organizations involved in activities related to prisons. Mailing lists shall expire and be reviewed by October 1 of each year. The supervising editor may approve the sending of single copies of the publication to individuals or groups who have performed a service to the institution. Lists of such mailings shall be subsequently forwarded to the Warden.

53100.15 Revisions

The Deputy Director, Institutions Division, shall ensure that the content of this section is accurate and current.

53100.16 References

PC § 2600.

Baily v. Loggins, 32 Cal. 3d 907.

In re Williams, 159 Cal. App. 3d 600.

Diaz v. Watts, 189 Cal. App. 3d 657.

ARTICLE 37 — UNASSIGNED

ARTICLE 38 — INMATE ADVISORY COMMITTEES

Effective January 2, 1990

53120.1 Policy

"Inmate Advisory Council," hereinafter referred to as "IAC," is a departmental term used to describe the body of inmates selected by the general inmate population of each institution to act in an advisory capacity to the Warden, and his or her administrative staff, in matters of common interest and concern to the general inmate population and administration.

With the approval of the Warden, a local IAC may use a title other than IAC, providing the title adequately conveys the group's advisory role. Examples are:

- Men's Advisory Council (MAC).
- Women's Advisory Council (WAC).
- Resident's Advisory Council (RAC).

53120.2 Purpose

The IAC serves a dual purpose, both of equal importance.

- The first is to provide inmates of the institution with representation and a voice in administrative deliberations and decisions affecting the welfare and best interest of all inmates.
- The second purpose is to provide the Warden and their administrative staff a vehicle to communicate administrative actions, and the reasons for same, with general inmate population.

53120.3 Responsibility

The scope of IAC activity, as an advisory and communication resource, is limited only by the Warden's prerogatives in this area.

The IAC and its individual members shall not be given nor attempt to assume responsibility or authority over the actions or activities of employees or other inmates.

Administrative staff and IAC representatives shall not rely on personal contacts, written or verbal communications between themselves and administrative staff as a vehicle for implementing or changing institutional routines and procedures.

53120.4 Representation

IAC representation shall be limited to areas of institution operation that have a direct impact on the general inmate population or on substantial segments of the population as determined by the Warden.

IAC representation shall be provided for all ethnic segments of the general inmate population and of inmates within a designated representation area or activity. This shall be accomplished through the election of all IAC representatives by the entire inmate population or by only those inmates of each ethnic segment of the population.

All inmates to be represented and who desire to participate in the election of an IAC representative shall be given an equal voice in the choice of representatives.

53120.5 Selection

When subcommittees of the IAC are established to represent specialized segments of the inmate population participation in the election of representatives shall be limited to those inmates in the particular area or segment of the population to be represented.

Duly elected IAC representatives shall elect the temporary representative to fill a vacancy (up to one month) in IAC offices.

The election of IAC members may be by secret ballot or other democratic process. This process must be free of irregularities, coercion, duress, or reprisal in or resulting from an individual inmate's election.

Employees and persons other than inmates may not nominate or select IAC representatives.

53120.5.1 Supervision of Selection

Employees of the institution shall supervise the election process of all IAC representatives.

When a secret ballot or other written or printed material is used, employees shall directly supervise, distribute, collect and tabulate the results.

IAC representatives shall be permitted to closely monitor the entire process.

Ballots or other written or printed material used in the process shall be delivered to the Warden or to designated staff, and shall be retained for no less than 30 days for review in case of alleged irregularities.

53120.5.2 Eligibility for Nomination

Eligibility for nomination, election, and retention as a member of the Inmate Advisory Council (IAC), shall be limited only by the inmate's ability to effectively function in that capacity. Disciplinary violations shall not bar an inmate from nomination, election to, or retention on the council unless they reflect behavior detrimental to the effectiveness of the committee.

53120.5.3 Authorization - Other Inmate Committees

Establishment of an IAC shall not preclude the Warden from establishing other inmate committees to perform special services or to act as a representative group for all inmates for special purposes and under specified conditions, as permitted in the CCR 3231.

Unless such special committees or groups of inmates are composed exclusively of IAC members, the committee or group shall not be considered as an IAC or subcommittee or branch of the IAC.

53120.6 Individual Grievances

Unless specifically authorized by the Warden, the IAC shall not function as a grievance committee nor involve itself in an individual inmate's grievance or request for action on an appeal.

The IAC may address grievances of concern to the general inmate population and bring the matter to the attention of the Warden or other administrative staff having authority to act on the matter.

Grievances and appeals relating to individual employees shall not be discussed by the IAC or its members with other employees at less than the level of Lieutenant. A matter that may relate to the general inmate population will be the only exception.

53120.6.1 Inmate Advisory Committee Member Retaliation

IAC members are prohibited from personal confrontation or threats to take an employee's decision or action to higher authority under the authority of the IAC.

53120.6.2 Employee Retaliation

Employees shall refrain from confrontations or threats of action simply because the inmate is a member of the IAC.

If the conduct of persons, either employees or IAC representatives, warrants the attention of higher authority, a factual report should be submitted to that proper authority.

53120.7 Communications

All formal meetings of the IAC, whether meeting alone or with staff, shall be recorded and made a permanent record of the IAC's activity.

Agenda, minutes of meetings, and other paperwork generated by IAC business shall be approved by the Warden or chief deputy Warden or designee prior to general distribution.

53120.7.1 Inter-facility Exchange of Minutes

IAC's may correspond and exchange copies of meeting agenda and minutes by the staff member designated by the Warden as the institution's IAC coordinator with prior approval and agreement between respective Wardens.

Any such mail deemed to be a threat to the security of either institution, the safety of employees, inmates or other persons, or likely to cause dissension, disorder or violence shall be denied at the point where such determination is made.

The Warden of the sending institution shall be informed of the denial and reasons for the denial, as will the chairperson of the sending institution's IAC.

53120.7.2 Inmate Advisory Committee Correspondence Legislation/Media

As an inmate representative group the IAC shall be permitted to correspond with members of the legislature, other elected and appointed governmental officials, and with representatives of the news media to the same extent as is permitted individual inmates under the CCR, relating to confidential correspondence.

Such correspondence by the IAC shall be confidential and subject to the same inspection as other confidential correspondence.

53120.7.3 General Population Awareness of Inmate Advisory Committee Activities

The general inmate population should be aware of all formal agenda items and the results of the IAC's meetings with the Warden and their administrative staff. Wardens shall provide bulletin boards in conspicuous locations throughout the institution, facilities and units, accessible to the general inmate population, or space made available on such existing bulletin boards, for posting of approved informational material by the IAC.

Provision shall be made for the duplication and distribution of approved IAC informational material to the general inmate population.

Where they exist, institution publications and institution radio systems may also be utilized for this purpose, with approval of the Warden.

53120.7.4 Candidate/Member Visibility

Wardens shall make the candidates for IAC membership and IAC members highly visible and recognizable to the general inmate population and staff.

This may be accomplished through the publication and posting of the names and photographs of candidates and members.

Visibility of IAC members may also be enhanced by the designing and issuing of conspicuous and highly recognizable shirts or jackets.

Institutions are encouraged to develop other ways and means to accomplish this desirable recognition of IAC members.

53120.7.5 Staff Response

Wardens and designated staff who have the delegated authority to consider and act on formal agenda items or issues shall provide the IAC with a timely written response.

The response shall clearly indicate the action taken, the reasons for the action, the manner and approximate time of implementation, or of any referral to higher authority and the reason or need for referral.

If no action will be taken, the reason for this decision shall be specified.

53120.7.6 Inmate Advisory Committee Notice of Changes to CCR

A copy of all departmental Notices of Proposed Changes in the CCR, as well as Rules Revision Bulletins announcing adopted changes in the CCR, shall be given to each institution's IAC.

The IAC's response to proposed changes, acting on behalf of the institution's general inmate population, is encouraged.

The IAC's may send responses separately and directly to the department's LAD-RMU or include their response attached to the Warden's response to such notices and bulletins.

This does not preclude individual inmate response to such notices and bulletins.

53120.8 Departmental Directives

Wardens shall place their IAC on the institution's local distribution list for department administrative bulletins and other department directives and announcements when such informational material concerns or is of concern to the general inmate population.

This may be by direct routing or through the institution's IAC coordinator.

In order to avoid resentment and possible confusion, staff who are concerned or affected by the information, instruction, or direction given in such material should be informed of that information as soon as or before such information is disseminated to inmates, including the IAC.

53120.9 Accommodations

Each Warden shall provide adequate facilities, equipment and supplies for the IAC to carry out its approved activities. This shall include designated IAC office(s), office furniture, typewriter and office supplies and stationery. Provisions shall also include duplicating equipment or ready access to such service.

The IAC shall be given every reasonable assistance to carry out its approved activities, but must secure permission from proper authority on each occasion requiring institution resources not specifically assigned to the IAC office.

53120.10 Staff Involvement

The effectiveness of an IAC is primarily dependent upon recognition and demonstrated support of its authorized activities by administrative and supervisory staff.

53120.10.1 Warden

Wardens shall convey and demonstrate to all employees and the general inmate population their recognition and support for IAC functions and activities that they have personally authorized through delegated authority.

All employees and the inmate population shall be made to understand that the IAC is the Warden's council, and as such deserves appropriate recognition and respect when it is performing as authorized.

53120.10.2 Delegation

Wardens may delegate the authority and responsibility for routine supervision and direction of IAC activity to staff members at not less than the level of Lieutenant.

An institution staff member, at not less than the level of Captain, shall be assigned the function of institution coordinator for the IAC.

53120.10.3 Captain's Involvement

Captains shall be directly involved in the activities of the IAC within their respective program units, as is the Warden in the overall administration of the institution.

Captains may delegate specific aspects of supervision, direction, and responsibility for IAC activities within the unit to subordinate supervisory personnel assigned to the unit.

53120.10.4 Custodial Supervisory Staff

Supervisory peace officer personnel assigned as the officer-in-charge of inmate housing areas on each shift or watch shall work directly with the IAC on issues and questions that may arise during that shift or watch which can be resolved at their level of authority.

Second level supervisory staff are considered to be a critical level for success or failure of an IAC, both from the viewpoint of inmates and administration.

The interest and attitude of these supervisory staff members will inevitably be reflected in the interest and attitudes of subordinate staff and inmates.

53120.10.5 Other Personnel

Other personnel, both supervisory and non-supervisory, should know and understand the purpose, function and role of the IAC.

Other personnel may be involved in IAC activities as deemed necessary by the Warden and their administrative staff in resolving issues relating to their particular area of expertise.

53120.10.6 Orientation/Training

All employees and inmates shall be trained in the objectives and operation of IACs.

The Warden may include members of the IAC in the orientation for new inmates and employees.

53120.11 Warden Meeting With Inmate Advisory Committee

Wardens are urged to personally meet with IAC representatives no less frequently than once each calendar month to discuss non-emergency issues that have not been resolved at lower level review with other staff.

Agenda items for scheduled meetings with the Warden shall be submitted at least one week in advance of the scheduled meeting, together with a summary of all IAC efforts at the lower levels of staff review.

When an effort to resolve matters at a lower level is not indicated, the Warden may defer any action on the matter pending the IAC's attempts to resolve the matter at lower levels.

Wardens and other staff who meet routinely with IAC should also submit an agenda to the IAC at least one week in advance of the scheduled meetings.

IAC representatives may bring emergency issues to the attention of the Warden without pre-arrangements of a formal agenda.

This may be through direct telephone contact with the Warden or through his or her office staff.

53120.11.1 Institution Coordinator

Meetings of IAC representatives with the institution's IAC coordinator shall be scheduled no less often than once each calendar month, separate and apart from the IAC's meeting with the Warden.

Issues, questions, recommendations or requests resolved at this level need not be referred to the Warden except in the form of minutes of such meetings for informational purpose.

The coordinator may also require the submission of a formal agenda for such meetings.

IAC representatives may bring emergency issues directly to the institution coordinator of the IAC.

It is anticipated that most meetings requested on an emergency basis shall be handled at the coordinator's level or be referred by the Warden to that level for appropriate action.

53120.11.2 Program Unit Supervisors

Meetings of IAC representatives with program unit supervisors shall be scheduled as needed.

A formal agenda is optional at such meetings.

A written summary of subject matter discussed and of decisions and actions shall be made a matter of record and distributed as is indicated for formal agenda and the minutes of meetings.

At the Captain's level, an open-door policy is most desirable in terms of the IAC having timely access to administrative staff.

53120.11.3 Custodial Supervisory Staff

Meetings of IAC representatives with supervisory custodial personnel shall normally be unstructured, informal, and without a need for agenda, minutes, or written summary except to refer subject matter to a higher authority, or when supervisory personnel are assigned to act for or on behalf of the Captain.

53120.11.4 Other Staff

Meetings of IAC representatives with other staff may be arranged on an as-needed or on a regular basis to resolve issues and questions relating to specific institutional areas and activities, such as canteen, food services, recreation, work, training, and medical services.

This may also be accomplished through standing subcommittees of the IAC established for a particular purpose.

53120.11.5 Non-supervisory Personnel

The IAC, its officers and individual members, shall not attempt to transact IAC business with non-supervisory personnel who do not have the authority to act on issues or questions of concern to the IAC, nor will IAC members attempt to force or enforce higher level staff decisions on employees.

If the actions of an employee appear wrong, the employee's supervisor shall correct the situation. The IAC should be encouraged to bring the matter to the attention of supervisory and administrative staff if the concern is one of genuine interest to the general inmate population.

53120.11.6 Director's Staff

Meetings of the IAC with the Director's staff may be held with individual IACs at the institution where the IAC operates, at regional meetings where selected IAC representatives from several institutions are brought, or on a statewide basis at one location.

Such meetings will be scheduled at the discretion of the Director.

53120.12 Inmate Advisory Committee Appeals

Formal appeal procedures may be utilized by an IAC on any decision or action, when the matter is not resolved through normal IAC communication channels with the Warden.

Wardens' staff and IACs are urged to consider every reasonable means to resolve issues at the lowest possible level before utilizing the appeals process.

No reprisal at any level or in any form will be tolerated against an IAC or its members for performance of authorized and approved actions and activities.

Misbehavior while conducting IAC business, or under the guise of IAC business, shall be cause for disciplinary or other corrective action.

The routine process of the IAC's referral of issues, and requests, to the level of authority required for an action, is not an appeal process.

53120.13 Suspension

The Warden may suspend the membership of any individual IAC member or the activities of the IAC when there is reason to believe the individual's actions or those of the IAC presents a threat to institutional security, the safety of persons, or is counterproductive to the best interests and welfare of the general inmate population.

When suspension of IAC activities is contemplated, the Warden shall immediately notify the office of the Director of the reason for such contemplated action.

A written report shall follow if the IAC is suspended.

The Warden shall also notify the general inmate population of the action and the reason for it.

At the discretion of the Director or upon request by the Warden, the Director may assign departmental staff to investigate the matter and report their findings to the Director and to the Warden concerned.

Every effort will be made to reactivate an inmate IAC in the shortest time possible, commensurate with institution security and safety.

53120.14 Privileges

Wardens are encouraged to grant such privileges to the IAC as may be seen as fair and justified by staff and the general inmate population for services rendered.

This may include but is not limited to:

- Establishing IAC chair or vice chairperson as full-time assignments, as provided in the CCR, 3043.5(a)(1). Only two such assignments shall be authorized at each department facility.

53120.15 Organization

In general practice, the IAC should consist of two major organizational units.

- A general council with the number of members dependent upon the number of inmates, areas or activities to be represented.
- An executive committee with the membership elected by the members of the general council.

The number of executive committee members is at the discretion of the Warden and dependent upon the number that can effectively participate in executive sessions with the Warden.

In addition to these two major organizational units, there may be subcommittees selected to deal with special areas of concern.

Institutions with subordinate facilities, such as reception centers, north, south facilities, etc., may establish separate IACs for these facilities.

53120.16 Constitution and By-Laws

The Warden shall require that the IAC be governed in its operation by a constitution and by-laws prepared by the inmate group with the advice and guidance of a designated staff member. Such constitutions and by-laws shall be in compliance with existing rules, regulations, and procedures approved by the Director. The constitution and by-laws shall be approved by the Warden.

The following is the format for constitutions and by-laws for Inmate Advisory Councils.

- Article 1 - Name.
- Article 2 - Objectives. This article should contain a clear statement to the effect that the council serves in an advisory capacity to the Warden and that no administrative responsibilities are implied or to be assumed.
- Article 3 - Membership. A brief statement of eligibility for membership, ensuring all inmates the right to vote and defining those who may be elected to membership on the council.
- Article 4 - Officers. A listing of the officers of the council, normally a chairman, vice-chairman, secretary and sergeant-at-arms. A statement regarding the term of office of elected officers of the council, and the frequency of elections.
- By-laws.
 - Section 1 - Membership. A statement describing the areas or units represented by members of the council. Generally this provides for representation of the various housing units within the institution, but may include the selected representatives from various work assignments.
 - Section 2 - Nominations. Provides a system of nomination for selection to the inmate council.
 - Section 3 - Election. A description of the election process, which may include secret ballots and supervision of the elections by free personnel.
 - Section 4 - Method of Filling Vacancies. Describes method for handling vacancies created by transfer, release, removal, recall or election to an elective office on the council.
 - Section 5 - Duties of Officer. Statement of the duties of each officer.
 - Section 6 - Meetings. Statement of the time, place and frequency of meetings.
 - Section 7 - Committees. A listing of the standing committees of the council plus provision for special committees as the need exists.
 - Section 8 - Parliamentary Authority. A general provision that Robert's Rules of Order shall be the authority for parliamentary procedures.
 - Section 9 - Executive Committee. To provide for an executive committee of the council ordinarily consisting of the selected officers and two or more elected members from the council.
 - Section 10 - Activity Cards. Provision may be made to issue special activity cards to members of the council for their use in conducting business of the council.
 - Section 11 - Removal of Members. Provisions shall be made to remove members through recall by their constituents or by administrative order.

- Section 12 - Amendments. General provision for a method to make amendments to the by-laws.

53120.17 Revisions

The Deputy Director, Institutions Division, or designee shall ensure that the contents of this section are current.

53120.18 References

PC § 5055.

CCR (15) (3) §§ 3043.5(a)(1) and 3231.

ARTICLE 39 — IW/TIP

Revised December 5, 2006

53130.1 Policy

California law provides that all persons sentenced to prison under PC § 1170 shall serve the entire sentence imposed by the court, except for a credit reduction in time served in the custody of the Secretary of the Department of Corrections and Rehabilitation (CDCR) for performance in credit qualifying work, training or educational programs, or other program activity. Every inmate shall have a reasonable opportunity to participate in a full-time credit qualifying assignment, consistent with institutional security and available resources.

53130.2 Purpose

This procedure defines criteria, staff/inmate responsibilities, and instructional information necessary for implementation of the departmental IW/TIP as provided for in PC §§ 2933 and 2934. Each Warden and RPA shall ensure administration of the Department's inmate work/training programs in accordance with these standards and procedures.

53130.3 Eligibility Criteria

Work-time credits are a privilege, not a right. Credits must be earned by inmates through satisfactory performance in a credit qualifying work, education or training assignment. Eligibility to earn day-for-day credits shall be determined by the type of crime committed and the specific date on which the commitment offense occurred.

53130.3.1 Inmates Serving Life Terms

Exceptions

Inmates serving sentences of 25 years to life, 15 years to life, or life with possibility of parole are not eligible for work-time credits under PC § 2933, except for those life inmates sentenced under the following PC sections:

- PC § 191.5(d).
- PC § 217.1(b).
- PC § 667.51(d).
- PC § 667.7(a)(1).
- PC § 667.75.
- The above life term cases are eligible to earn PC § 2933 credits toward reduction of their minimum eligible parole dates.

Life Terms with Enhancements or Consecutive Sentences

Inmates sentenced to life terms, who also have determinate sentence law (DSL) enhancements imposed on the life term, or who have consecutive DSL terms to serve with a life term, may be eligible to receive PC § 2933 credits on the DSL enhancements and/or the consecutive DSL term(s). (Refer to DOM § 73030.19, Case Records.)

53130.3.2 Crimes Committed on or After 1-1-83

Inmates sentenced to prison on non-life terms, whose crimes were committed on or after 1-1-83, shall automatically be eligible to receive day-for-day credits under the provisions of PC § 2933.

53130.3.3 Crimes Committed Before 1-1-83

Inmates sentenced to prison on non-life terms, whose crimes were committed prior to 1-1-83, may elect to receive credits pursuant to PC § 2933. Inmates in this category shall be afforded the opportunity to waive their rights to receive credit reduction on their sentences under PC § 2931 (one day credit for two days served) and become eligible to receive credits pursuant to PC § 2933 (one day credit for one day served).

- Eligible lifer cases described in DOM § 53130.3.1 shall require a waiver on crimes committed prior to 1-1-83.

53130.4 Time Credit Waiver

Pursuant to PC § 2934, eligible inmates may apply in writing, using CDC Form 916 (7/88), Time Credit Waiver, to receive work-time credits provided

in PC § 2933. The following conditions shall apply prior to a waiver being effective and accepted by the Department:

Conditions for Acceptance of Time Credit Waiver

- Assignment to, and performing in, a full-time credit qualifying program.
- A waiver shall not be accepted from inmates who are within 30 days of their release dates or if the waiver is to be retroactive and recomputation of sentence credits would make the inmate overdue for release.
- Upon assignment to a credit qualifying full-time program, the inmate shall present a waiver form to their counselor/caseworker for verification of the program. The counselor/caseworker shall witness the form and enter the date upon which the waiver is effective. The counselor shall forward the waiver to records for inclusion in the inmate's C-File.
- When it is substantiated by staff that an inmate was not provided an opportunity to exercise a waiver, the waiver shall be effective the date the inmate would otherwise have been eligible because of performance in a full-time credit qualifying program.
- Accepted waivers shall be irrevocable.
- All credit attributable to that portion of an inmate's sentence served prior to the effective date of the waiver shall be retained by the inmate, except credit that was forfeited for any disciplinary violation. (Refer to DOM §§ 73030.8.11 and 73030.8.2 for additional details.)

53130.5 Work/Training Groups

Inmates subject to the provisions of PC § 2933 shall earn credits in accordance with their work/training group designation as determined by classification committee action. The following eight work/training group designations shall be utilized by the Department:

- Group F: Full-time conservation camp work assignment.
 - Two days credit for each day of qualifying performance (two-for-one).
- Group A-1: Full-time work/training assignment.
 - One day credit for each day assigned to this work group (day-for-day).
- Group A-2: Involuntarily unassigned.
 - One day credit for each two days served, or three months credit for each six months served.
- Group B: Half-time work/training assignment.
 - Credit earning; same as provided in A-2 above.
- Group C: Voluntarily unassigned.
 - Zero credit earning.
- Group D-1: Indeterminate lockup status.
 - One day credit for each two days served, or three months credit for each six months served.
- Group D-2: Serving SHU term with disciplinary credit loss, or voluntarily unassigned in Administrative Segregation Unit (ASU), SHU or PSU.
 - Zero credit earning.
- Group U: Unclassified (process cases).
 - One day credit for each two days served, or three months credit for each six months served.

53130.5.1 Work Group Criteria and Definitions

Assignments and reassignments of inmates to work/training incentive groups shall be effected by classification committee action. Full-time assignments shall normally require eight hours of participation per day, five days per week exclusive of meals. Half-time assignments, four hours of participation per day, five days per week exclusive of meals.

Full-Time Assignments (Group A-1)

- The work day shall not be less than 6.5 hours and the work week no less than 32 hours. Those programs requiring an inmate to participate during other than the normal schedule of eight hours per day, five days per week (e.g., ten hours per day, four days per week) or programs that are scheduled for seven days per week, requiring inmate attendance in shifts (e.g., three days of ten hours and one day of five hours) shall be designated as "special assignments" and require departmental approval prior to implementation. A CDC Form 128-B or E chrono shall be placed in the inmate's C-File stating the hours of participation required

for full-time sentence reduction credits. "Special Assignment" shall be entered on the inmate's timekeeping log by the staff supervisor.

- The following assignments and combination assignments shall be considered as credit qualifying full-time programs:
 - Full-time education and training program. Elementary school, high school, and vocational training programs require the same minimum hourly participation as the full-time work assignment.
 - Any combination of half-time work, school or training program resulting in full-time assignment requires the same minimum participation as a regular full-time work assignment. Each combination half-time assignment requires the same minimum participation as a half-time work assignment.
 - A full-time college program may be combined with a half-time work or vocational training program equating to a full-time assignment. The college program shall consist of 12 units in credit courses leading to an associate degree in two years or a bachelor's degree in four years.
 - A full-time Bridging Education Program (BEP) requiring the same minimum participation as a regular full-time assignment. Participation will be evaluated on course curriculum, instructor evaluation, and completed assignments.
- An inmate diagnosed by a physician and/or psychiatrist as totally disabled and therefore incapable of performing a work/training assignment, shall remain in work group A-1 throughout the duration of their total disability.
- An inmate diagnosed by a physician and/or psychiatrist as partially disabled shall be assigned to a work/training assignment within the physical and/or mental capability of the inmate as determined by the physician and/or psychiatrist, unless changed by disciplinary action or classification committee action.

Involuntarily Unassigned (Group A-2)

- An inmate willing but unable to perform in a full-time assignment.
 - An inmate placed on a waiting list pending availability of a full-time assignment.
 - An inmate unassigned by classification committee action awaiting an adverse transfer to another institution.

Half-Time Assignments (Group B)

- The work day shall be no less than three hours and the work week no less than 15 hours.
 - Full-time enrollment in college consisting of 12 units in credit courses leading to an associate or bachelor's degree shall be classified as a half-time assignment.
 - A work/training assignment of four hours per workday, excluding meals, five-days per-week.

Voluntarily Unassigned (Group C)

- An inmate who refuses to accept or perform in work/training assignment, or who is deemed a program failure as defined in CCR § 3000 and who is placed on non-credit earning status by a classification committee.
 - An inmate shall remain in this status until reclassified for placement in a credit qualifying work/training assignment (A-1 or B), or placed on an assignment waiting list (A-2).
 - An inmate must submit a written request for reclassification to be considered for assignment and removal from work group C no earlier than 30 days from the date of placement.
 - An inmate shall be scheduled for a hearing within 30 days of receipt of a written request.

Indeterminate Lockup Status (Group D-1)

- An inmate assigned to a segregated housing program .
 - ASU, SHU, or PSU.
 - Inmates placed in assignments by classification committee action while in this status shall be placed in the appropriate work/training group, consistent with their assignment.

Determinate Lockup Status (Group D-2)

- An inmate assigned to a determinate SHU term which included a forfeiture of credits shall not be placed in a credit earning assignment during the period of credit forfeiture, or 180 days, whichever is less, starting from the date of change in custodial classification. An inmate confined in a secure housing unit for a division A-1 offense, as

designated in CCR § 3323(c), and which included great bodily injury on a non-prisoner shall not receive participation or work-time credits for up to 360 days. Upon completion of the period of credit forfeiture, the inmate shall be re-evaluated by a classification committee.

- An inmate's status in work group D-2 may be extended in up to six-month increments by a classification committee in unusual cases where no credit qualifying program can be assigned the inmate without causing a substantial risk of physical harm to staff or others. At the end of the designated period (six months or less), the determination shall be reviewed by an institution classification committee.
- An inmate in ASU, SHU or PSU, on indeterminate or determinate lockup status, who is deemed a program failure as defined in CCR § 3000, may be assigned work group D-2 by a classification committee.
- An inmate assigned to work group C at the time of placement in ASU, SHU, or PSU, or who refuses to accept or perform work/training assignments, shall be assigned work group D-2.
- An inmate assigned to work group D-2 must submit a written request for reclassification to be considered for removal from that work group. If work group D-2 has been assigned based solely upon the inmate already being assigned to work group C at the time of placement in ASU, SHU, or PSU, the request may be submitted no earlier than 30 days from the original work group C assignment date. If work group D-2 has been assigned following placement into ASU, SHU, or PSU, for refusing to accept or perform a work/training assignment, or for being deemed a program failure as defined in CCR § 3000, the request for removal must be submitted no earlier than 30 days from the date work group D-2 was assigned. Subsequent to the mandatory 30 days placement on work group D-2, if the inmate submits a written request for removal, and work group D-2 has not been assigned pursuant to CCR § 3044(b)(7)(A) or 3044(b)(7)(B), a classification hearing shall be scheduled within 30 days of receipt of the written request to consider removal from work group D-2.

Unclassified (Group U)

- An inmate undergoing reception center processing.
 - An inmate shall remain in this status from the date of reception until classified at their assigned institution unless he/she is assigned to a full-time BEP.

53130.5.2 Case Records Responsibilities

Case records staff shall be responsible to process and calculate time credits and release dates of inmates subject to the provisions of PC § 2933 through information provided by the courts, classification committees and program staff. (Refer to DOM § 73030, Time Computations.)

Time Credit Calculations

All classification actions and inmate appeal actions affecting an inmate's release date, e.g., work group changes, credit forfeitures and/or restorations, etc., shall be forwarded to case records for calculation of a new release date. Time credit calculations shall be computed and processed per DOM § 73030. The inmate shall receive a copy of all release date changes and/or modifications.

53130.6 Privileges

Revised December 14, 2012

Privileges for each work/training incentive group shall be those privileges earned by the inmate. Inmate privileges are administratively authorized activities and benefits required of the Secretary of the CDCR, by statute, case law, governmental regulations, or executive orders. Inmate privileges shall be governed by an inmate's behavior, custody classification and assignment. A formal request or application for privileges is not required unless specified otherwise in this section. Institutions may provide additional incentives for each privilege group, subject to availability of resources and constraints imposed by security needs. Privileges shall be governed by the following conditions:

- To qualify for privileges generally granted by this Section, an inmate shall comply with rules and procedures and participate in assigned work/training activities.
- Privileges available to a work/training incentive group may be denied, modified, or temporarily suspended by a hearing official at a disciplinary hearing upon a finding of an inmate's guilt for a

disciplinary offense as described in CCR §§ 3314 and 3315 or by classification committee action which changes the inmate's custody classification, work/training group, privilege group, or institution placement.

- Disciplinary action denying, modifying, or suspending a privilege for which an inmate would otherwise be eligible shall be for a specified period not to exceed 30 days for an administrative rule violation or 90 days for a serious rule violation.
- A permanent change of an inmate's privilege group shall only be made by a classification committee action under provisions of CCR § 3375. Disciplinary or classification committee action changing an inmate's privileges or privilege group shall not automatically affect the inmate's work/training group classification. Worktime credit earning shall be affected only by a work/training group change by a classification committee.
- No inmate or group of inmates shall be granted privileges not equally available to other inmates of the same custody classification and assignment who would otherwise be eligible for the same privileges.

Privileges During Lockup

Changes in privilege group status due to the inmate's placement in lockup:

- An inmate housed in ASU, SHU, or PSU shall be designated privilege group D. However, if assigned to a qualifying work/training program within the special housing unit, the inmate shall be assigned privileges of a higher group, if such privileges are available within the assigned housing unit.
- An inmate working in lockup units while serving a determinate SHU term shall be retained in privilege group D only, irrespective of their work/training assignment.

Re-Entry

An inmate in a re-entry furlough assignment shall be eligible for available privileges subject to working eight hours per day and shall not require a privilege group designation. A re-entry inmate placed in a county facility shall be entitled to the same privileges afforded to county prisoners and provided for under terms of the Department's contract with the county facility.

All privileges shall be conditioned upon the inmate's compliance with the procedures governing those privileges, continued eligibility in the privilege group, good conduct and acceptable participation in their work/training assignment. Inmates returned to custody from parole may be eligible to receive privileges based on their participation in a work/training assignment.

53130.6.1 Privilege Group Criteria

Five privilege groups have been established which provide a graduated system of incentives to promote a desire to achieve positive goals. Criteria for assignment to a specific privilege group shall be as follows:

- Group A.
 - Assignment to a full-time credit qualifying work/training program.
 - Diagnosed by a physician and/or psychiatrist as totally disabled and incapable of performing a work/training assignment.
 - Diagnosed by a physician and/or psychiatrist as partially disabled and assigned to a work/training program within the mental or physical capabilities of the partial disablement as determined by medical staff.
- Group B.
 - Assignment to a half-time work/training program.
 - Involuntarily unassigned.
 - Temporarily placed into the group by a hearing official as a disposition pursuant to CCR § 3314 or 3315.
- Group C.
 - Inmates who refuse to accept or perform in a work/training assignment or are deemed a program failure as defined in CCR § 3000.
 - Temporarily placed into the group by a hearing official as a disposition pursuant to CCR § 3314 or 3315.
 - A classification committee action pursuant to CCR § 3375 places the inmate into the group. An inmate placed into this group by a classification committee action may apply to be removed from privilege group C no earlier than 30 days from the date of placement. Subsequent to the mandatory 30 days placement on privilege group C, if the inmate submits a written request for

removal, a classification hearing shall be scheduled within 30 days of receipt of the written request.

- Group D.
 - Inmates in special housing units, voluntarily or under the provisions of CCR §§ 3335-3345 who are not assigned to either a full-time or half-time work/training program.
- Group U.
 - Reception center inmates undergoing processing.

53130.6.2 Group Privileges and Restrictions

Privileges for Group A are as follows:

- Family visits limited only by the institution/facility resources, -security policy, CCR § 3177, or other law.
- Visits during non-work/training hours, limited only by availability of space within facility visiting hours; or during work hours when extraordinary circumstances exist as defined in DOM § 53130.7.1.
- Maximum monthly canteen draw as authorized by the Secretary of the CDCR.
- Telephone access during the inmate's non-work/training hours, limited only by institution/facility telephone capabilities.
- Access to yard, recreation and entertainment activities during the inmate's non-working/training hours and limited only by security needs.
- Excused time off as described in DOM § 53130.7.
- The receipt of four personal property packages, 30 pounds maximum weight each, per year; exclusive of special canteen purchases.
- Special canteen purchases as provided for by DOM § 54070.

Privileges for Group B are as follows:

- One family visit each six months, unless limited by the provisions of CCR § 3177(b), or other law.
- Visits during non-work/training hours, limited only by availability of space within facility visiting hours; or during work hours when extraordinary circumstances exist, as defined in DOM § 53130.7.1.
- One-half of the maximum monthly canteen draw as authorized by the Secretary of the CDCR.
- One personal telephone access period per month.
- Access to yard, recreation, and entertainment activities during the inmate's non-working/training hours and limited only by institution/facility security needs.
- Excused time off as described in DOM § 53130.7.
- The receipt of four personal property packages, 30 pounds maximum weight each, per year, exclusive of special purchases.
- Special canteen purchases as provided for by DOM § 54070.

Privileges for Group C are as follows:

- No family visits.
- One-fourth the maximum monthly canteen draw as authorized by the Secretary of the CDCR.
- Telephone calls on an emergency basis only as determined by institution/facility staff.
- Yard access limited by local institution/facility security needs. No access to any other recreational or entertainment activities.
- No personal property packages.
- No special canteen purchases.

Privileges for Group D are as follows:

- No family visits.
- One-fourth the maximum monthly canteen draw as authorized by the Secretary of the CDCR.
- Telephone calls on an emergency basis only as determined by institution/facility staff.
- Yard access limited by local institution/facility security needs. No access to any other recreational or entertainment activities.
- The receipt of one personal property package, not to exceed 30 pounds maximum weight, per year, exclusive of special purchases as provided in CCR § 3190. Inmates shall be eligible to acquire a personal property package after completion of one year of Privilege Group D assignment.
- One special canteen purchase of one television or one radio or one radio/TV combination unit.

Privileges for Group U are as follows:

- No family visits.
- Canteen purchases. One-half of the maximum monthly canteen draw as authorized by the Secretary of the CDCR.
- Telephone calls on an emergency basis only as determined by institution/facility staff.
- Yard access, recreation, and entertainment limited by local institution/facility security needs.
- Excused time off as described in DOM § 53130.7.
- No special canteen purchases.
- No personal property packages.

53130.6.2.1 Changing Privilege Groups

Revised December 14, 2012

Permanent changes of inmate privilege groups shall be made by classification committee action.

Reduction/Suspension of Privilege

Privileges may be temporarily suspended or reduced by either classification committee action or as part of a disciplinary disposition as described in DOM § 53130.6.

53130.7 Excused Time Off

Revised October 14, 2009

Excused Time Off (ETO) shall be authorized by the work supervisor/employer. Inmates assigned to work/training groups A-1 and B may use ETO during approved absences from their assigned work/training assignment.

53130.7.1 Use of ETO

Revised September 25, 2007

ETO must be approved by the work/training supervisor and may be denied based on institutional operational needs or security. Departmentally approved activities for which ETO may be approved by work/training supervisors shall be limited to the following:

- Family visiting. An inmate scheduled for a family visit may be permitted to visit in the visiting room (regular visit) on the first day of a family visit while awaiting processing, and on the last day of the family visit.
- Regular visiting under extraordinary circumstances. Following are extraordinary circumstances for which use of ETO is authorized:
 - Out-of-State visitors. Upon substantiation that the visitor(s) resides out of State, a distance greater than 249 miles, and is in California for a temporary stay of 30 days or less, and the visitor(s) has not visited with the particular inmate for four months. No more than two such visits shall be permitted for each such occurrence.
 - Excessive distance. When a visitor must travel a distance of 250 miles or more, and has not visited the inmate within the last 30 days.
 - Weddings. When an inmate marries, the inmate may, with five working days prior approval, use ETO for a visit on the wedding day.
 - Handicapped. When a visitor is handicapped as defined by California law and must rely on special transportation to the institution. Approval is required five working days prior to the visit.
 - Family emergencies. When death, serious illness, or injury occurs to an inmate's immediate family member as defined in section 3000 of the Title 15; clergymen, family members including registered domestic partners, or close friends may visit the inmate to offer condolences or inform the inmate of the occurrence.
 - Infrequent visits. When a visitor unexpectedly arrives who has not visited in the last six months. Infrequent means not more than one visit each six months.
 - Visiting during authorized absence. An inmate shall be permitted to visit using ETO during approved periods away from assignment involving circumstances beyond the inmate's control. (Refer to DOM § 53130.8.)

- Work assignment conflicts. When the inmate has not received a visit in the last 30 days and would otherwise be prohibited from visiting because of a conflict in work, training, or education assignment.
- Temporary community leave.
- Attendance at approved religious services or approved religious functions. For routine religious services, the use of ETO shall be limited to instances where it is not possible to change the conflicting work/education assignment.
- Non-routine recreation and entertainment activities.
- Emergency telephone access.
- Medical lay-in status.
- Short term medically unassigned status for 29 days or less.

Usage Limits and Recording

ETO shall be authorized by the work supervisor/employer in no less than 15 minute increments. An inmate shall not be required to use ETO for any service that the Department requires.

- Inmates shall not receive pay while on ETO.
- Use of ETO hours shall be recorded by work supervisors on the daily inmate timekeeping log.
- Use of ETO for any other reason than outlined above shall require approval by the Secretary of the CDCR.

53130.8 "S" Time

"S" time (security time off) shall be noted on timekeeping documents for an authorized absence from an inmate's work/training assignment that is required by the prison administration and/or beyond the inmate's control.

Inmates shall receive sentence-reducing credit commensurate with their designated work group. Inmates removed from their work/training assignment for an authorized reason shall retain their existing work/training group status unless otherwise impacted by a classification committee or disciplinary action.

53130.8.1 Authorized Use of "S" Time

Revised September 25, 2007

"S" time shall be authorized for the following reasons:

- Institutional lockdown.
- Emergency recall.
- Attorney visits.
- Fog or inclement weather conditions.
- Work/training supervisor's absence when no relief supervisor is provided.
- Removed to out-to-court status.
- Three working days prior to transfer to another institution.
- Ten working days prior to parole or discharge, including institution base camps.
- Conservation camp inmates shall receive 15 days "S" time prior to release.
- Thirty working days prior to parole or discharge on California inmates serving their terms in other jurisdictions.
- Appearances at classification hearings or casework interviews which cannot reasonably be conducted during the inmate's off duty hours.
- Staff interviews with an inmate regarding a death notice or emergency involving a member of the inmate's immediate family as defined in Section 3000 of the Title 15.
- Emergency or life threatening medical or dental treatment.
- Temporary interruption/delay in the inmate's work/training assignment through no fault of the inmate.
- Medical consultant appointments with other than state employees.
- M-2 job development and/or initial M-2 screening interview.
- Board of Parole Hearings (BPH) hearings.
- Interviews with representatives of other governmental agencies.
- Delay in reporting to work/training assignment because of delayed meal schedule, unlocks, and clearing of the institutional count.
- Interview for staff preparation of a PC § 1170(d) report to the court.
- Temporary leave processing for a family emergency.

- A serious disciplinary hearing if overtime would be required for a staff witness to attend the hearing.

All other institution services and/or circumstances requiring an inmate's presence or participation shall be scheduled or conducted on the inmate's off-duty hours.

The granting of "S" time for reasons other than listed in this Section shall require approval by the Secretary of the CDCR or their designee.

53130.8.2 Priority Ducat System

The counseling series and medical department shall be permitted to ducat inmates for casework services or medical treatment during their assigned work hours under the following conditions:

Casework Purposes

- The counseling series shall be authorized to use the regular institutional pass (ducat) system for routine casework contacts. When it is necessary to make casework contacts during an inmate's work hours, a "priority ducat request" shall be initiated including only those inmates who will be on scheduled work assignments. This shall be done separately from any normal ducat request and the priority request shall require either the approval of the chairperson of a properly constituted classification committee or the approval of the originator's immediate supervisor.
- Based on a properly approved "priority ducat request" a pass shall be issued which shall be clearly identified in one of two ways. The pass shall either be printed on different color paper clearly distinguishing it as a priority ducat or the word "priority" shall be clearly stamped or printed on the ducat in bold red letters. At the termination of the contact with the inmate, the arrival time and departure time shall be recorded on the back of the pass. This shall be returned by the inmate to their work supervisor for purposes of timekeeping and inmate accountability. Inmates off the job for properly approved casework contacts shall be given "S" time by their work supervisors upon receipt of a properly authorized priority ducat with the arrival and departure times recorded on the reverse side, signed or initialed by the recording employee.

Health Care Services

- All health care appointments, medical, dental and mental health shall be via the priority ducat process.
- At the termination of the medical contact, the inmate's arrival and departure time shall be recorded on the back of the pass. The pass shall be returned by the inmate to the work supervisor to facilitate accountability and timekeeping by the work supervisor. "S" time shall be recorded by the work supervisor for the time spent away from the work/training assignment under these circumstances.

53130.9 Assignments

Inmates shall be assigned to appropriate work/academic/vocational programs by classification committee action. Ethnic balances shall be considered when making assignments.

Pending assignment to a permanent work/training program, or when a regular program is temporarily suspended, inmates may be assigned, with or without their consent, to any work/training program decided upon by a classification committee or staff member responsible for the assignment of inmates.

Each prison shall establish Bridging Education Programs as work training incentive assignments to provide education programming. Inmates who are undergoing reception center processing, and are day-for-day credit eligible per PC § 2933, will be assigned to the BEP upon their arrival at the reception centers. Inmates who are day-for-day credit eligible and housed in general population institutions will be eligible to be assigned to the BEP. Participation in the BEP will be evaluated on course curriculum, instructor evaluation, and completed assignments. Assignment to an approved BEP shall qualify as a full-time assignment in work group A-1.

Inmates with the following case factors shall not be placed in Bridging Education Programs:

- Inmates who do not meet the criteria to earn day-for-day credits per PC § 2933, or are sentenced to an indeterminate term, who are undergoing reception center processing.
- Inmates who do not meet the criteria to earn day-for-day credits per PC § 2933, or are sentenced to an indeterminate term, who are housed at a general population institution.
- Inmates who are housed in segregated housing (e.g., ASU, SHU, PSU, etc.).

- Inmates housed in facilities where the BEP is not available (e.g., CCF, DMH, etc.).

The reception center Inmate Assignment Officer shall have the authority to initiate a classification action to assign inmates to reception center Bridging Education Programs and affect a work/training group change.

General population inmates may be assigned to Bridging Education Programs following a classification committee review as detailed in CCR § 3376.

A classification committee action shall not be required to remove inmates from Bridging Education Programs if no other changes in work/training group, custody designation or work waiting list is required.

53130.9.1 Performance Standards

Inmates shall perform assigned tasks diligently and conscientiously, and shall not pretend illness, or otherwise evade attendance or avoid performance in their assigned work and program activities. Inmates must report to their place of assignment at the time designated by the institution's schedule of activities and as instructed by their assignment supervisor. Inmates may not leave an assignment without permission.

Job Description

A job description shall be developed for each distinct inmate work/training position. The job descriptions shall set forth the minimum acceptable standards of participation and performance and the possible consequences for failure or refusal to meet the standards. Inmates shall sign and be given a copy of their job descriptions.

Program Evaluation Reports

Quarterly performance evaluations shall be prepared by staff on all assigned inmates using the following forms:

- Work assignments. CDC Form 101, Work Assignment.
- Education/vocation program. CDC Form 128-D, E, F, or L Educational/Vocational Progress Evaluation as appropriate.
- Medical. CDC Form 128-C, Medical-Psych-Dental Chrono.

Upon termination of an inmate from an assignment for any reason, an appropriate program evaluation report, as described above, shall be submitted by the work/training/medical supervisor.

Request for Removal from Program

Staff requests for removal from a program shall be submitted to the inmate's counselor on a CDC Form 128-B for consideration by an appropriate classification committee.

53130.9.2 Special Assignments

Special assignments are defined as departmentally approved special programs, temporary or short-term assignments for departmental convenience, and certain medical/psychiatric categories which require specific applications or procedures regarding credit earning eligibility. The following assignments/categories shall be determined special assignments:

Inmate Councils

- The chairperson and vice chairperson of an institution/facility Inmate's Advisory Council shall be considered a credit qualifying full-time assignment (work/training group A-1).

Pre-release Program

- Inmates assigned to a full-time institution/facility pre-release program shall retain full credit earning status (work/training group A-1).

Bridging Education Program

- Assignment to an approved BEP as described in DOM § 53130.5.1 shall qualify as a full-time assignment in work group A-1.

Transfer/Pre-parole/Discharge Status

Prior to a regular transfer, parole, or discharge, inmates shall be reassigned to checkout status and awarded credit in the following manner:

- Transfer. Three days "S" time prior to transfer.
- Discharge. Ten days "S" time prior to discharge.
- Parole. Ten days "S" time prior to parole.

Conservation Camps

Inmates assigned to a camp, except conservation center base camps, shall receive 15 days "S" time prior to parole or discharge.

53130.9.2.1 Medical/Psychiatric Special Assignments

Medical/psychiatric categories to be considered as special assignments are as follows:

- Light duty.
- Short-term medical/psychiatric or dental unassignments/lay-ins.

- Long-term medical/psychiatric unassigned cases.
- Temporary medical/psychiatric unassignment.
- Medically disabled.
- On-the-job injuries.
- Inpatient hospitalization cases.
- Medical/psychiatric treatment category cases; "H," "N," and "I."
- DMH placements per PC §§ 2684, 2690, and 1364.

53130.9.2.2 Credit Earning/Work Group Criteria

The credit earning status and work group designations for the above listed special assignments shall be determined by the following:

Light Duty Assignments

Inmates determined to have long-term medical/psychiatric work limitations shall be processed in the following manner:

- The inmate shall receive a medical/psychiatric evaluation to determine the extent of the disability and to delineate the capacity to perform work and/or training programs for either a full or partial workday. If the inmate is deemed capable of working only a partial work program, full credit shall be awarded for participation in such a program.
- The medical/psychiatric evaluation shall be reviewed by a classification committee.
 - If the classification committee concurs with the light duty recommendation, the case shall be referred to the institution assignment officer. The assignment officer shall make an effort to provide an assignment which is within the institution's resources and the inmate's capabilities. Upon placement in the assignment, the inmate shall be reclassified into work/training group A-1. Such cases shall be scheduled for semi-annual review by medical staff and a unit classification committee.
 - If the classification committee disagrees with the medical program recommendation, the case shall be returned to the medical department with a CDC 128-G describing the difference of opinion or the rationale for the request for the second medical evaluation. Upon receipt of the second medical evaluation, the unit classification committee shall again review the case. If the committee disagrees with the second medical evaluation, it shall refer the matter to the institution classification committee for final determination of the inmate's work group/credit earning status.

Short-Term Medical/Psychiatric/Dental Unassignments or Lay-Ins

Inmates who are sick and require a medical/psychiatric lay-in or a medical unassignment for 29 days or less shall retain their existing work group and utilize ETO during the authorized absent period. Sick time must be approved/authorized by the appropriate institution medical authority.

The appropriate medical staff shall initiate a CDC 128-C specifying the reasons for the approval and the expected date that the inmate shall be able to return to work. The original shall be sent to the records office. The inmate shall be responsible for notifying their work supervisor. Sick time must be approved/authorized by the appropriate institution medical authority. The work supervisor shall record each day of the inmate's absence with the symbol "E" (excused).

Long-Term Medical Psychiatric Unassigned Cases

In cases where the medical condition necessitates that the inmate become medically unassigned for 30 days or more, the doctor shall initiate a CDC 128-C which shall indicate a date that the inmate shall be able to return to work. The original CDC 128-C shall be sent to the records office with copies to the assignment lieutenant and the classification committee coordinator in the inmate's housing/program unit. The assignment lieutenant shall change the inmate's status to medically unassigned pending reclassification. The classification committee shall confirm the inmate's medical/psychiatric unassigned category and change the inmate's work/training group status as follows:

- Inmates in the general population shall be changed to work/training group A-2, involuntary unassigned, to be effective the thirtieth day of unassignment.
- Inmates in lockup units who are in work/training group A-1 or B shall be changed to work/training group D-1, to be effective the first day of placement into Administrative Segregation.
- Inmates in lockup units who are in work/training group D-1 or D-2 shall be retained in their respective D-1 or D-2 work/training group.

Medical/Psychiatric Disability/Status Determination

When an inmate has a disability that limits his/her ability to participate in a work, academic, vocational or other such program, medical/psychiatric staff shall document the nature, severity, and expected duration of the inmate's limitations on a CDC Form 128-C. Medical/psychiatric staff shall not make program assignment recommendations/decisions on the form. The form shall be forwarded to the inmate's assigned correctional counselor who will schedule the inmate for a classification committee review. The classification committee shall:

- Have sole responsibility for making program assignment and work group status decisions.
- Determine the inmate's program and work group status based on the information on the CDC Form 128-C and feedback from staff from the affected work area, academic/vocational program, and the Inmate Assignment Lieutenant or Work Incentive Coordinator.

Only when an inmate's documented limitations are such that the inmate, even with reasonable accommodation, is unable to perform the essential functions of any work, academic, vocational or other such program, will the inmate be placed in one of the two following categories by the classification committee:

- **Temporary medical/psychiatric unassignment.** When an inmate's medically determinable physical/mental impairment is expected to last for less than six months. Inmates in temporary medical/psychiatric unassignment shall:
 - Be scheduled for classification review any time there is a change in his/her physical/mental impairment or no less than every six months for reevaluation.
 - Be assigned work group A-2 credit earning status if unassignment is for less than six months.
 - Be assigned work group A-1 credit earning status and appropriate privilege group retroactive to the first day of the temporary medical/psychiatric unassignment if the inmate's condition lasts six months and the classification committee still cannot assign the inmate due to his/her impairment.
- **Medically disabled.** When an inmate's medically determinable physical /mental impairment is expected to result in death or last six months or more. The inmate's credit earning status shall be in accordance with work group A-1 and privilege group A.

On-The-Job Injuries

On-the-job injuries shall be documented on CDCR Form 7219 by the CMO. With the exception of inmates assigned to work group F, inmates shall be retained in their existing work group until medically approved to return to work. Work group F inmates shall revert to work group A-1 effective on the date the CMO determines the on-the-job injury excludes the inmate from conservation camp placement providing that the CMO's exclusion determination is within 29 days following the date of the inmate's removal from conservation camp assignment. If the CMO's exclusion determination is not within the 29 days, the inmate shall revert to work group A-1 effective the thirtieth day following the date of the inmate's removal from conservation camp assignment.

Medical/Psychiatric Inpatient Hospitalization

Inmates determined to be in need of short-term (29 calendar days or less) inpatient care shall be retained in their existing credit earning category. In the event that a longer period of inpatient care is required, the attending physician/psychiatrist shall prepare a CDC Form 128-C for referral to a unit classification committee. The classification committee shall confirm the inmate's inpatient unassigned category and change the inmate's work/training group status as follows:

- Inmates in the general population shall be changed to work/training group A-2, involuntary unassigned, to be effective the thirtieth day of unassignment.
- Inmates in lockup units who are in work/training group A-1 or B shall be changed to work/training group D-1, to be effective the first day of placement into Administrative Segregation.
- Inmates in lockup units who are in work/training group D-1 or D-2 shall be retained in their respective D-1 or D-2 work/training group.

Medical/Psychiatric Treatment Categories

Inmates who are assigned into the below list of medical/psychiatric treatment categories or transferred to a state hospital, unless otherwise specified, shall be deemed incapable of performing a work/training assignment. Inmates so designated shall be classified as work/training group A-1.

Category H

For inmates who require medical services and/or surgical care in an acute general hospital. This category is provided at CMF, CIM, COR, and CMC-East. Inmates with medical needs that cannot be met in CDCR hospitals may be transferred to a community hospital with the Warden's approval.

Category N

For inmates with chronic medical illnesses requiring skilled nursing or intermediate level medical care. This program has licensed nursing staff on duty at all times and is provided at CMF, CMC-East, and CCWF. Female inmates requiring this level of service shall be transferred to a community hospital unless special arrangements can be made at the CIW's infirmary. This category is not for inmates in infirmaries for undergoing short-term treatment of minor illnesses.

Category I

For inmates with major mental illness of psychotic magnitude requiring inpatient psychiatric hospitalization such as those with an acute, recurrent, or chronic illness which requires intensive treatment. This category includes inmates who are determined to be:

- Acutely psychotic, severely depressed or suicidal.
- Mentally ill inmates who are management problems, providing the psychosis warrants treatment in a hospital setting.

Category I is provided at CMF and the Salinas Valley Psychiatric Program (SVPP) at SVSP and this designation shall be made by CMF or SVSP staff. Other institutions with inmates who appear to meet category I criteria shall transfer such cases to CMF or the SVPP for inpatient psychiatric observation pending category classification.

Females requiring treatment in this category shall be referred to a state hospital.

DMH

The DMH also provides inpatient services for inmates who may be transferred from any CDCR adult institution pursuant to PC §§ 2684 and 2690.

Inmates transferred to DMH and retained under the jurisdiction of the Department per PC §§ 2684 and 2690 shall be deemed incapable of performing a work/training assignment. Inmates so designated shall be classified as work/training group A-1.

Experimental Treatment

Inmates transferred to DMH to participate in a voluntary experimental treatment program per PC § 1364 shall be required to participate in a full-time credit qualifying work/training assignment in order to earn full work-time credit.

For details concerning specifics of DMH psychiatric placements, refer to DOM § 53130.12.

53130.9.2.3 Reception Center/Layover (Credit Earning Status)

Inmates undergoing processing in reception centers, not on layover (en route) status, who are eligible to earn day-for-day credit per PC § 2933, are eligible to be assigned to a full-time BEP.

Inmates undergoing processing who are ineligible to earn day-for-day credits per PC § 2933, or inmates on layover (en route) status in other institutions shall only be assigned into half-time assignments. Any exceptions to this policy require special approval from the Director, Division of Adult Institutions.

Process or layover status inmates placed on a half-time assignment shall have their time recorded on the reception center timekeeping log CDC Form 1690. This form shall be filled out by the work supervisor on a daily basis. The completed form shall be maintained in a secure area for four years at the initiating institution. A copy shall not be placed in the C-File. A copy may be issued to the inmate upon written request.

This temporary assignment status shall not require any change in the inmate's work/training group status.

53130.10 Timekeeping/Reporting

Work/training supervisors shall be responsible to record and report all work/training time and absences of inmates assigned under their supervision as outlined in this section.

Inmate Work Supervisor's Time Log

The Inmate Work Supervisor's Time Log, CDCR Form 1697, shall be used to record work attendance for inmates housed within the institution, work furlough and return-to-custody facilities, the exception being those mandated by Education, PIA and the camp program. This timekeeping log shall be the source document for the resolution of complaints or appeals.

This document is to be secured in a locked metal container and upon completion shall be retained at the location designated by local administration for a period of four years. Any staff member responsible for recording the work or training time and absences of each inmate shall also be responsible for the security of the documents.

The top portion of the Work Supervisor's Time Log must list the following information and be printed legibly in ink, preferably black.

- CDC number.
- Inmate's name.
- Ethnicity.
- Month.
- Year.
- Job title.
- Position number.
- Pay rate (hourly).
- Regular days off.
- Hours of assignment.
- Work/training supervisor's name.
- Work/training supervisor's title.
- First line supervisor's name.
- First line supervisor's title.

Work/training supervisors are responsible for recording and reporting all work/training time and absences of inmates assigned to their supervision. When an inmate is reassigned, paroled or transferred during the month, a diagonal line shall be drawn through the appropriate dates of unassignment and a notation made indicating the reason. (e.g., transferred, paroled, out-to-court, AD-SEG.)

Mismanagement/Falsification of Timekeeping Logs

Mismanagement and/or falsification of inmate timekeeping logs by staff is a violation of GC §§ 6200 and 6201 which may result in adverse personnel action and/or prosecution.

Security of Timekeeping Logs

Timekeeping logs are considered legal documents from which sentence reduction credits for inmates are computed. Timekeeping logs shall be securely stored. Inmates shall not have unauthorized access to any timekeeping log. Any staff member who reviews, processes, audits, or handles timekeeping logs shall be responsible for their security.

53130.10.1 Completion/Processing of Timekeeping Logs

Work/training supervisors shall complete and process timekeeping logs on inmates under their supervision using the following symbols and procedures:

- "X" - with the number of hours an inmate is on their assignment; i.e., X-6, X-7 1/2, or X-16.
- "A" - with the number of hours of unauthorized absence.
- "E" - with the number of hours of ETO authorized by the work/training supervisor shall be recorded in 15-minute increments.
- "R" - when the inmate is on regular days off.
- "RX" - with the number of hours worked during the inmate's regular day off.
- "H" - when the inmate is authorized time off for a state holiday.
- "HX" - with the number of hours worked during a state holiday.
- "S" - with the number of hours an inmate is unable to report to work through no fault of the inmate as defined in DOM § 53130.8.

Forwarding Timekeeping Logs

Upon completion of the work month, reassignment, or notification of pending transfer, the work/training supervisor shall immediately forward the completed timekeeping log to his or her immediate supervisor who shall audit and sign the timekeeping log. Timekeeping logs that have not been completed as outlined in this article and/or are missing information, shall be returned to the work/training supervisor for correction.

Pre-release Checkout Status

Case records staff audit an inmate's release date at least 9 months, 45 days, and 10 days prior to the scheduled release. If the projected release date is changed, the inmate and the inmate's counselor shall be notified. The records office staff shall notify the assignment lieutenant of the names of inmates who are scheduled for release. The assignment lieutenant shall publish the inmate's name and number on the daily movement sheet (DMS) indicating prerelease checkout status 10 working days prior to release.

Work/training supervisors shall review the DMS for inmates who have been assigned to their supervision. They shall complete the timekeeping log for parole/discharge inmates by awarding "S" time for the 10 working days prior to scheduled release. Conservation camp inmates shall receive 15 days "S" time prior to release. All timekeeping documents shall be submitted to the appropriate records office the following working day after notification of prerelease status.

Transfer Notification

A list of transfers scheduled for the following week shall be issued by the records office staff. Managers and supervisors shall ensure that the timekeeping documents for those inmates being transferred are submitted 3 working days prior to the inmate's departure. If notification of transfer is received in less than 3 days, the timekeeping log shall be submitted immediately. Inmates being transferred shall be awarded "S" time for the 3 working days prior to departure.

53130.10.2 AD-SEG Placement/Timekeeping Process

The term "AD-SEG" shall be used on the DMS to identify inmates placed on lockup status.

Work/training supervisors shall review the DMS daily to determine if any of their assigned inmates have been placed on lockup status. If so, the following processes shall occur:

- The work supervisor shall draw a diagonal line through the appropriate date on the inmate timekeeping log writing "AD-SEG" on the line. The timekeeping log shall be signed by the work/training supervisor and by his or her immediate supervisor. In the event that the inmate is released from lockup and returned to the assignment, the work/training supervisor shall begin a new timekeeping log.
- A classification committee shall evaluate the reasons for placement in AD-SEG to ensure that an appropriate work group is awarded. If the placement was due to a disciplinary action which resulted in a finding of not guilty or pending an investigation which resulted in the inmate's release, the classification committee shall prepare a CDC 128-G stating the facts of the case and shall return the inmate to the same work group he or she was in prior to AD-SEG placement. The work group effective date shall coincide with the original date established prior to AD-SEG placement.
- If the placement in lockup was due to a disciplinary action which resulted in a finding of guilty or due to an investigation which resulted in classification committee action which changed the inmate's custody classification, work/training assignment, or facility placement, the classification committee shall classify the inmate's work-time, credit-earning status to D-2 from the date of lockup to date of classification action.

53130.11 Transfers

The work/training group and credit-earning status of inmates being transferred shall be governed and processed by the following criteria:

Nonadverse Transfer

Inmates shall not be placed in a lower work/training group as a result of a non-adverse transfer, including intra-facility. A non-adverse transfer is defined as movement of an inmate to a less restrictive institution or program where the security level is the same or lower, movement to a secure perimeter from a non-secure camp or Level 1 (Minimum Support Facility) by order of the prison administration for non-adverse reasons or transfers from reception centers; e.g., from Level III to Level II due to a lowering of an inmate's classification score; to the same level of facility due to overcrowding, special skills, or special program assignments.

With the exception of inmates assigned to work group F, an inmate transferred for non-adverse reasons shall retain their work/training and privilege group status. Work group F inmates shall revert to work group A-1 effective the date removed from camp assignment.

Inmates in vocational/training programs at the sending facilities shall be assigned same or similar programs, if eligible, at the receiving facilities unless such programs are full or unavailable. If the receiving facility's program is full or unavailable, the inmates shall be placed on any existing waiting list. If eligible, inmates on waiting lists at the sending facilities shall be merged into the receiving facility's waiting lists based on credit earning status, release date, and the length of time they have already spent on the sending facilities waiting list. Inmates who are PC § 2933 day-for-day credit eligible, shall be given priority for assignment.

Inmates shall be merged into the receiving institution's waiting list in the following manner:

- First, those inmates who are day-for-day credit eligible, approved for the program and are not assigned work group A-2. Inmates eligible to earn credits per PC § 2933 shall be given priority for placement on waiting lists, with the inmate with the earliest release date given first priority.
- Second, those inmates who are day-for-day credit eligible and already designated work group A-1. Inmates eligible to earn credits per PC § 2933 shall be given next priority for placement on waiting lists and the inmate with the earliest release date shall be given first priority.
- Third, those inmates who are not PC § 2933 day-for-day credit eligible and are already designated work group A-1. Inmates will be placed on waiting lists based upon the work group effective date.
- Fourth, those inmates who are not PC § 2933 day-for-day credit eligible and are not assigned work group A-2. Inmates will be placed on waiting lists based upon the work group effective date.

Adverse Transfers

Inmates in a work/training group A-1 or F who are transferred as a result of an adverse classification action, shall be reclassified to involuntarily unassigned status and placed in work/training group A-2 by the sending institution to be effective the date of transfer. The inmate shall remain in group A-2 until reclassified. An inmate in group A-2, C, or D at the time of transfer shall be retained in that group pending receiving institution classification.

Special Housing Unit Transfers

Inmates found guilty of a credit loss offense that may result in a determinate term of SHU confinement shall be evaluated for SHU placement by an institutional classification committee (ICC). If the committee concludes that SHU placement is required, it shall establish a MERD. The committee shall reclassify the inmate to credit earning group D-2 (zero credit) effective the date of placement in lockup status and shall retain the inmate in AD-SEG until transfer to an appropriate institution.

DMH Transfers

Inmates transferred to the DMH, and retained under jurisdiction of the Department, shall be classified prior to actual transfer by the sending institution. The transfer chrono, CDC Form 128-G, shall reflect the reasons for the transfer and any change in the inmate's credit earning group. (Refer to DOM § 53010.9.2.2 for details on credit earning for DMH transfers.)

- The hub institution shall maintain the inmate's records and apply appropriate time credits.

Re-Entry Transfers

Inmates who are accepted for a work furlough/re-entry program will be transferred as a non-adverse transfer and they shall retain their current work/training group status while en route.

53130.12 Denial/Forfeiture/Restoration of Credits

The terms denial/forfeiture and restoration of credits shall be defined as follows:

Denial

- Refers to an inmate's inability to earn credits as a result of the inmate's own actions as follows:
 - Failure or refusal to perform assigned, ordered, or directed work or program activities.
 - Unauthorized absences from assignment.
 - While serving a SHU term wherein a disciplinary credit loss is imposed, but not to exceed the number of days of credit forfeited.

Credits shall be denied inmates who are serving SHU terms resulting from disciplinary action and concurrent credit loss. No credit shall be earned for the same period of the credit loss. This non-earning period shall commence effective the date of lockup. The period may be extended by a classification committee in six-month increments when it is determined that a substantial risk exists to the safety of persons or the security of the institution. For those inmates remaining under PC § 2931, the non-earning period applies to participation credit.

Forfeiture

- Refers to a removal of credits through disciplinary action that an inmate has earned or is projected to earn in the future.

Restoration

- Refers to a return or reinstatement of forfeited credit through classification committee action or through the inmate appeal system.

53130.12.1 Credit Forfeiture Procedure

Forfeiture of credit shall be governed by the provisions contained in CCR § 3323, Disciplinary Credit Loss Schedule, and PC §§ 2932 and 2933.

Appropriate credits shall be forfeited as part of the disposition following a finding of guilty for a serious rule violation.

Classification Committee Review

Disciplinary cases resulting in a loss of credit shall be reviewed by a classification committee which shall determine the appropriateness of the credit forfeiture and any program/housing changes required as a result of the rule infraction circumstances. The results of the committee action shall be forwarded to the records office for recalculation of the inmate's release date.

53130.12.2 Restoration of Credit Procedure

Credits forfeited for disciplinary offenses on or after 1-1-83 shall be considered for restoration, subject to limitations outlined in PC §§ 2931 through 2933.

Non-Restorable Credits

Credit shall not be restored for any disciplinary offense in which a victim died or was permanently disabled.

- One hundred and eighty days of credit forfeited for the commission of any felony listed in CCR § 3323 as a division A-1 offense shall not be restored.
- Ninety days of credit forfeited for either conspiracy or attempt to commit a division A-1 offense shall not be restored.

Inmates may apply for credit restoration through their counselor, or re-entry specialist, using CDC Form 958, Credit Restoration Application.

Eligibility/Hearing Determinations

The CDC Form 958 shall be reviewed by the counselor/re-entry specialist to determine eligibility for a scheduled hearing as follows:

- When criteria for restoration is met, a classification hearing shall be scheduled and held within 30 days of receipt of the application.
- When criteria for restoration is not met, a written explanation shall be provided by the counselor/re-entry specialist on the CDC Form 958 and the form returned to the inmate.
- Hearing decisions resulting in credit restoration shall be forwarded to the records office by a copy of the CDC Form 128-G, for recalculation of the inmate's release date.
- Credit shall not be restored in an amount which will make the inmate overdue for release. The counselor/re-entry specialist shall carefully review the work records and disciplinary history of inmates with close release dates who are seeking restoration. The counselor shall recommend to the committee the number of days credit that can reasonably be restored at the hearing without making the inmate overdue for release. In any event, the inmate shall be advised at the hearing that the records office will determine the actual release date which shall include a minimum of 10 staff working days for release processing.
- Credit shall not be restored if it is determined at the hearing that the inmate has refused or failed to participate in a work/training assignment during the required disciplinary free period.

53130.12.3 Disciplinary Free Periods

All credit, (100 percent), forfeited through the disciplinary process is restorable, except those credits deemed non-restorable by statute.

Inmates are eligible to apply for restoration of restorable credits in the percentage amounts shown, following completion of disciplinary free periods as outlined in the following formula:

- Division A or A-1 offenses.
 - Twenty-five percent following disciplinary free period of one year.
 - If less than one year remains before the inmate's anticipated release date, an application may be made within 90 days of the anticipated release date when the inmate has remained disciplinary free for a minimum of four months.
- Division B or C offenses.
 - Fifty percent following disciplinary free period of six months.
 - If less than six months remain before the inmate's anticipated release date, an application may be made within 90 days of the anticipated release date when the inmate has remained disciplinary free for a minimum of three months.

- Division D or E offenses.
 - One hundred percent following disciplinary free period of six months.
 - If less than six months remain before the inmate's anticipated release date, an application may be made within 90 days of the anticipated release date when the inmate has remained disciplinary free for a minimum of two months.
- Division F offenses.
 - One hundred percent following disciplinary free period of three months.
 - If less than three months remain before the inmate's anticipated release date, an application may be made within 60 days of the anticipated release date if the inmate has remained disciplinary free for a minimum of one month.

Disciplinary Defined

Disciplinary free, as defined in this section means no guilty finding for a CDC Form 115, Rule Violation Report, classified as either administrative or serious during the required disciplinary free period.

Additional Applications

If less than one hundred percent of the restorable, forfeited credits are restored by the committee, the inmate may make additional applications for restoration upon the completion of additional disciplinary free periods.

53130.12.4 Factors in Aggravation

A finding of substantial factors in aggravation by a classification committee during a restoration hearing shall be cause to postpone credit restoration consideration for one additional disciplinary free period.

Factors in aggravation may regard the specifics involved in the commission of the violation or the prior behavioral pattern of the perpetrator as follows:

Factors Relating to the Act

- The act involved great violence, great bodily harm, a threat to do great bodily harm or other acts showing a high degree of cruelty, viciousness or callousness.
- The perpetrator was armed with or used a weapon at the time of the act.
- The victim was particularly vulnerable.
- The act involved multiple victims.
- The perpetrator induced others to participate in the act or occupied a position of leadership/dominance over the other participants.
- The perpetrator threatened witnesses, prevented or dissuaded witnesses from testifying, induced others to perjure themselves, or in any way interfered with the investigation of the act.
- The perpetrator committed other acts which could have resulted in the loss of additional credits.
- The plan, sophistication or professionalism with which the act was carried out, or other facts, indicated premeditation.
- The perpetrator used or involved non-prisoners in the act.
- The act involved an actual, or attempted, taking of a hostage.
- The act resulted in the damage to property of great monetary value.
- The act involved a large quantity of contraband.
- The perpetrator took advantage of a position of trust or confidence.

Factors Relating to the Perpetrator

- Inmate has a pattern of violent conduct.
- Inmate's prior record indicates numerous acts or increasing seriousness of behavior.

53130.13 Credits for Interstate Transfer Inmates

The Western Interstate Corrections Compact and the Interstate Corrections Compact Agreements enable the Department to transfer and exchange prisoners with other states.

Inmates who agree to their placement in another state or federal institution or who are serving a concurrent term in another jurisdiction, shall be eligible to earn work credits as authorized under provisions of PC § 2933.

The inmate's work/program participation must be verified on a regular basis by a delegated official of the Host State or federal institution and reported to the Interstate Compact Unit.

- Reports must be submitted every six months.
- Work/participation hours must be comparable to California institution hours.

53130.14 Revisions

The Director, Division of Adult Institutions, or designee shall ensure that the contents of this Section are accurate and current.

53130.15 References

PC §§ 2080, 2600, 2601, 2700, 2701, 2930 - 2934, 3057, 5005, 5045, 5050, 5055, and 5058.

GC § 12838 et seq.

W&I § 3051.

CCR (15) §§: 3040 - 3045.1, 3310 - 3329, 3375 - 3379.

ACA Standards 2-4115 - 2-4126, 2-4323 - 2-4495.

ARTICLE 40 — JOINT VENTURE

Revised September 12, 2008

53140.1 Policy

The Secretary of the Department of Corrections and Rehabilitation (CDCR) shall establish Joint Venture Program (JVP) operations within State prison facilities to allow businesses as a Joint Venture Employer (JVE) to employ inmates confined in the State prison system for the purpose of producing goods or services. Such programs shall be patterned after operations outside of prison so as to provide inmates with the skills and work habits necessary to become productive members of society upon their release from State prison.

The JVE and any and all agents and employees of the JVE are an independent business entity and are not officers or employees of the State. "Joint Venture Program" is merely the colloquial name of the program, and does not create or connote a "joint venture" partnership or any other business relationship between a JVE and the State as defined under California law or any other law.

Nothing in these provisions is intended to establish an employer/employee relationship between any inmate participating in the JVP and the State of California, the CDCR, or any individual agency or office of the State of California.

53140.2 The Prison Inmate Labor Initiative of 1990

The Prison Inmate Labor Initiative of 1990, also known as Proposition 139, mandates that inmates who are confined in State prison or county jails should work as hard as the taxpayers who provide for their upkeep, and that those inmates may be required to perform work and services in order to do all of the following:

- Reimburse the State of California or counties for a portion of the costs associated with their incarceration.
- Provide restitution and compensation to the victims of crime.
- Encourage and maintain safety in prison and jail operations.
- Support their families to the extent possible.
- Learn skills which may be used upon their return to free society.
- Assist in their own rehabilitation in order to become responsible law abiding citizens upon their release from a State prison or a local jail.

Priority consideration shall be given to establishing Joint Venture projects that will retain or reclaim jobs in California, support emerging California industries, or create jobs for a deficient labor market.

53140.3 Purpose

This procedure establishes guidelines for the uniform interpretation, application, and administration of the JVP.

53140.4 Definitions

The purpose of this Section is to provide clarification and definition of requirements and terms regarding Joint Venture projects.

Joint Venture Program (JVP)

For the purpose of this Section, JVP means the program responsible for implementing the Prison Inmate Labor Initiative of 1990 (Proposition 139).

Joint Venture Program Unit (JVPU)

The staff responsible for the administration of the JVP.

Joint Venture Employer (JVE)

Any public entity, nonprofit or for profit entity, organization, or business which contracts with the CDCR for the purpose of employing inmate labor under the provisions of Proposition 139.

Inmate-Employee

Any inmate who is employed by a JVE.

Prison Industry Enhancement Certification Program (PIECP)

Under the Office of Justice Programs, the Bureau of Justice Assistance (BJA), PIECP administers and monitors the Federal guidelines for all JVPs nationwide.

53140.5 Responsibility

Headquarters

The Administrator of the JVP Unit (JVPU) is responsible for implementing the Prison Inmate Labor Initiative of 1990 (Proposition 139), and the Prison Industry Enhancement Certification Program (PIECP) Federal guidelines, April 1999 or most recent revision. This shall be accomplished by negotiating contracts and leases with fiscally sound and ethically managed businesses which will create JVP businesses to employ inmates under the provisions of Proposition 139. The JVPU will assist institutions in implementing JVPs, assist and monitor JVEs, and maintain and coordinate all inmate payroll functions.

Warden

Each Warden is responsible for the implementation of appropriate Joint Venture projects at his or her institution. This shall include participation in the processes of the contract/lease development, problem identification/resolution, and ongoing operational management. In addition, the Warden is responsible for appropriate administrative and security support to facilitate the success of the project.

The Warden shall determine all necessary security procedures for the JVP business. Discipline of inmate-employees is the responsibility of the CDCR and the Warden.

Joint Venture Coordinator

Each Warden will appoint a Joint Venture Coordinator who is responsible for the direct implementation/coordination of that institution's JVP. This position is responsible for providing a stable, readily available, and properly screened inmate workforce as well as appropriate administrative, security, and training support to facilitate the success of the project. Each Coordinator is responsible for providing JVPU with inmate hiring documentation, including any information on changes, terminations, or paroling inmates (see CDCR Form 1873, Inmate-Employee Payroll Distribution – Joint Venture Program (JVP)). In addition, each Coordinator is responsible for the completion of the CDCR Form 1872, Inmate Participation Agreement-Joint Venture Program (JVP), for each inmate employee.

Joint Venture Employer (JVE)

As defined in California Penal Code (PC) Section 2717.1(b), the JVE shall be the sole employer of all inmate-employees in the program. The JVE shall be solely responsible for determining the applicability of, and ensuring compliance with, all State and Federal laws concerning employment of inmates and free staff including, but not limited to, applicable wage and hour laws and record keeping requirements. Nothing in this Section should be construed to modify the responsibility of the State and defined in the California Code of Regulations (CCR), Title 15, Division 3, Section 3484.

The final decision in the hiring of inmates shall be made by the JVE.

The JVE shall be solely responsible for paying comparable wages in accordance with applicable Federal and State laws including, but not limited to, Employment Development Department (EDD) guidelines.

Prison Industry Authority (PIA)

The CDCR may contract with PIA to operate and manage the JVP pursuant to PC Section 2717.1 et seq. The PIA shall cooperate with the Warden of each facility to ensure that there is no conflict between the PIA operation and the proposed Joint Venture project.

Division of Adult Parole Operations

The Parole Agent in the field is responsible for coordinating the introduction of the paroled JVP inmate to the Employment Development Department (EDD) representative located in their unit.

Community Correctional Center/Facility

Any Community Correctional Center/Facility may participate in the JVP as long as it is certified by the CDCR. Inmate-employees must have been convicted in a California jurisdiction.

Employment Development Department

The JVP will obtain from EDD, wage data, applicable Standard Occupational Classification Code (SOC), and survey data from Occupational Employment Surveys (OES) for each inmate-employee's job description.

53140.6 Federal Certification

The Bureau of Justice Assistance (BJA) administers the PIECP. Federal guidelines (Federal Register: April 7, 1999, Volume 64, Number 66) outline Federal participation and certification requirements. The CDCR is required to ensure that businesses that enter into an agreement with the CDCR be

designated by BJA as having met all program guideline requirements. This designation allows businesses to engage in interstate commerce pursuant to Title 18 U.S. Code Section 1761 (c) for the sale of prisoner-made goods.

This designation shall remain in effect until cancelled, through written notice, by the CDCR. The BJA may cancel State certification if it finds that California's JVP businesses are not being conducted in conformity with the requirements of the Federal guidelines.

53140.6.1 Sale of Inmate Goods or Services to the Public

PC Section 2717.7 allows for services performed and articles manufactured by JVP inmate-employees to be sold to the public. PC Section 2812, which prohibits the sale of inmate-provided services or inmate-manufactured goods to the public, is not applicable to the JVP. Also, under Title 18, U. S. Code Section 1761(c), the PIECP exempts participating agencies from Federal restraints placed on the marketability of prison-made goods by permitting the transport of such goods in interstate commerce.

53140.7 Joint Venture Policy Advisory Board

The Joint Venture Policy Advisory Board (Board) was created as a result of the Prison Inmate Labor Initiative of 1990. The Board shall serve to advise the Secretary of CDCR on policies that further the purpose of the JVP. The Board shall meet at the call of the Chairperson.

Membership

As mandated by statute, the Board shall consist of the following individuals:

- The Secretary of CDCR (Chairperson).
- The Director of EDD.
- Five members to be appointed by the Governor.
 - One member shall represent organized labor.
 - One member shall represent industry.
 - Three members shall represent the public.

Five members shall constitute a quorum, and a vote of the majority of the members in office shall be necessary for the transactions of the business of the Board.

All members shall serve for four years.

Purposes and Duties

The duties of the Board are to advise/assist the Secretary on policies that further the purposes of the Prison Inmate Labor Initiative of 1990 and provide advice on strategies for accomplishing the following activities:

- Advise/assist in the development of approaches to prospective JVEs in the businesses that may be interested in establishing Joint Venture projects.
- Advise/assist CDCR in assessing the economic impact of prospective Joint Venture projects in the business community.
- Advise/assist in the development of strategies to promote the Joint Venture concept within the business community.
- Provide advocacy for program expansion and resources.
- Provide input and react to proposed policy and program changes.
- Provide ongoing assessment of program effectiveness.

53140.8 Criteria for Inmate Placement in the JVP

Inmate participation in the JVP is voluntary as evidenced by their written consent (see CDCR Form 1872, Inmate Participation Agreement-Joint Venture Program (JVP)). Each institution, in cooperation with the JVE, shall establish participation eligibility criteria. These criteria shall address custody level, excluded commitment offenses, previous work history, disciplinary record, length of time to serve, required skills and abilities, and education level. The decision to hire an eligible inmate shall be made by the JVE. The JVE shall determine the number of inmates required to maintain production, and shall determine when increases/decreases in the inmate workforce are required.

Inmates with an "Immigration Hold/Detainer" shall not be permitted to participate in the JVP as stipulated under Federal Immigration guidelines.

Inmate employment is "at will" and as such, is at the complete discretion of the CDCR and the JVE, and may be lawfully terminated with or without cause, but not for unlawful reasons.

As a condition of employment, all inmate-employees agree to participate in random urine testing.

53140.8.1 Social Security Number

JVP inmate-employees shall have a verified social security number. The JVP Coordinator shall be responsible for verifying social security numbers in the inmate-employee's Central File or by any other available methods prior to referring an inmate to the JVE for an interview.

An inmate cannot be employed by the JVE unless his/her social security number is verified. It is the inmate's responsibility to contact the U.S. Social Security Administration Office to resolve any issues if verification of the social security number cannot be established.

53140.8.2 Required Inmate Employment Documents

Once selected for employment by the JVE, the JVP inmate-employee shall sign the CDCR Form 1872, Inmate Participation Agreement-Joint Venture Program (JVP). The inmate shall receive a copy of the CDCR Form 1872. The JVP Coordinator is responsible for completing the CDCR Form 1873, Inmate-Employee Payroll Distribution – Joint Venture Program (JVP). The Coordinator shall send this form as well as the Inmate Participation Agreement to the JVPU. A bank signature card signed by the inmate-employee is also required.

53140.8.3 Strikes by JVP Inmate-Employees

JVP inmate-employees are not permitted to strike or be utilized as strike breakers.

53140.9 Procedures for Terminating an Inmate who is Participating in the JVP

Pursuant to Department Operations Manual (DOM) Section 53140.8, inmate employment is "at will" and as such, is at the complete discretion of the CDCR and the JVE, and may be lawfully terminated with or without cause, but not for unlawful reasons.

If the inmate refuses to work, quits, or is removed from the JVP, he/she shall be immediately returned to their housing unit, temporarily unassigned, and referred to a classification committee for placement either on a facility waiting list, or if they refuse to work, in a non-credit earning group pursuant to CCR, Title 15, Section 3375. The JVPU must be notified as soon as possible of this termination.

The JVE shall operate in a similar fashion as conducted outside of the prison. Should the JVE wish to terminate an inmate for work related reasons, the following procedures shall be followed:

- The JVE shall inform the inmate-employee and Joint Venture Coordinator at the facility.
- The inmate-employee shall be immediately removed from the JVP worksite and returned to his/her housing unit. The JVE shall complete a CDC Form 128-B, Chrono General.
- The JVP Coordinator shall inform the JVPU of the termination by completing the CDCR Form 1873, Inmate-Employee Payroll Distribution – Joint Venture Program (JVP). If the inmate-employee has been accused of violating any section of the CCR related to the termination of his or her employment, then a CDC Form 115, Rules Violation Report, shall be completed by the JVE.

53140.10 Comparable Wages for Inmate-Employees

The JVE shall pay inmates participating in a Joint Venture project, a wage that is comparable to wages paid by the JVE to non-inmate employees performing the same or similar work for that employer. If the JVE does not employ non-inmate employees for the same or similar work, compensation shall be comparable to wages paid for such work of the same or similar nature in the locality in which the work is to be performed.

53140.11 Job Descriptions

A job description shall be developed by the JVE for each inmate position, establishing the standards of acceptable participation and performance. The job description must be in sufficient detail to include all tasks performed, the skills required for the job, and all machinery to be used in the job. The inmate-employee shall sign a copy of the job description, acknowledging the conditions of employment, and shall receive a copy. The JVE shall submit to the JVPU for its review and approval, detailed job descriptions for any new job position created annually, upon activation of a new JVP business, or when there is a twenty-five percent or more change in job duties. The JVE shall certify the accuracy of all job descriptions under oath.

If the JVE has non-inmate employees performing the same or similar work, a detailed job description, wage rate, and a wage plan for its non-inmate work force shall be submitted to the JVPU.

53140.12 Wage Plans

Each JVE shall submit a wage plan annually to the JVPU for its review and approval that reflects the JVP business's compliance with comparable wage standards. Wage plans may take into consideration a worker's experience, seniority, performance, the technical nature of the work being performed, and other relevant factors.

The entry level wage shall be increased by a minimum of two and one-half percent for each 2,080 work hours. Deviation from this wage increase is authorized only where the JVE provides a reasonable performance-based

rationale for denial of the increase. The JVE shall notify the JVPU and the affected inmate-employee of such performance deficiencies. Performance deficiencies shall be documented in the inmate-employee's file and provided to the inmate-employee no later than the date by which the required minimum raise is denied. The JVP Administrator shall have the final authority to determine the reasonableness of the JVE's performance-based rationale.

An inmate-employee shall receive a written performance evaluation after every 1,040 hours worked regarding the worker's performance and whether the JVE intends at that time to deny any required wage increase.

53140.13 Wage Plan Compliance

Pursuant to CCR, Title 15, Section 3486, if a JVE is not in compliance with the Wage Plan, the JVE shall be given thirty days to come into compliance. At the close of thirty days, if the JVE remains non-compliant, the administrator of JVP shall provide the JVE with a thirty day cancellation notice indicating a material breach of the Standard Agreement. If this breach concerns inmate wages, the JVE will forfeit amounts held as a security deposit. If at the close of the thirty day period specified in the cancellation notice, the JVE has not come into full compliance, the JVE shall be immediately terminated from the JVP.

53140.14 Employment Development Department

Annually, upon the creation of any new job position, upon the alteration of any existing position, or upon the establishment of any new JVP business, the JVPU is responsible for submitting job descriptions for each inmate-employee position to EDD. The EDD shall, upon completion of their review, provide wage survey data for each inmate-employee job description, and will make the wage information available to the CDCR on an annual basis. In addition, the JVPU will request wage data from EDD on any new JVEs throughout the year or as needed. EDD will also provide information on whether the employment of inmates would result in the displacement of currently employed and unemployed non-inmate workers performing the same work in the locality.

If the JVE does not employ non-inmate workers in the same or similar job positions as those worked by its inmate-employees, the EDD will determine the SOC applicable to each position.

Using the SOC, the EDD will randomly select twenty OES by industry from the locality of the JVE's prison work site. If twenty OES surveys are unavailable from that locality, the EDD will obtain OES surveys from the most appropriate proxy locality. In the event twenty OES surveys are unavailable statewide, the total available statewide shall be used to identify entry level wages.

If, in the opinion of the Administrator of the JVPU, the entry level wage should be reviewed, the Administrator may request that the EDD pull an additional twenty OES surveys. This will be the final review. In the event of different survey results, the Administrator will designate the entry level wage supported by one of the two wage surveys.

53140.14.1 Entry Level Wage

A minimum entry level wage for a JVE that does not employ non-inmate workers in the same or similar job position as those worked by its inmate-employees will be established as described in DOM Section 53140.14. The minimum entry level wage will be the lowest wage in the reporting wage range interval reported to the EDD for which a minimum of twenty percent of the survey data reflects a wage included in or lower than that wage interval. In no event can the minimum entry level wage be lower than the minimum wage under Federal or State laws or local ordinances.

53140.15 Compensation of Inmate-Employees

Earned wages paid by the JVE will be distributed to inmates by the CDCR once per month regardless of the frequency the employer issues payroll. Wage payments shall be made no less than twice a month by the JVE, and delivered according to instructions provided by the JVPU.

The JVE shall provide to the JVPU all applicable inmate-employee payroll data.

53140.15.1 Inmate Payroll Distribution

JVEs are responsible for withholding all Federal, State, and local payroll taxes from the wages of inmate-employees. Net wages, after taxes, shall be distributed as follows:

- Twenty percent for costs of room and board shall be remitted to the CDCR.
- Twenty percent for any lawful restitution fine or contributions to any fund established by law to compensate the victims of crime.
- Twenty percent for support of family pursuant to State statute, court order, or agreement of the inmate. If the inmate-employee chooses not

to send money to a family member, and there is no court-ordered withholding, these funds will be deposited in mandatory savings for the inmate-employee.

- Twenty percent to the inmate-employee's trust account.
- Twenty percent to mandatory inmate savings account to be released by the CDCR to the inmate-employee upon parole.

53140.15.2 Inmate Restitution Fines

JVP deposits are exempt from fines and direct orders of restitution deductions enumerated in CCR, Title 15, Section 3097(j), except for any lawful restitution fine as described in DOM Section 53140.15.1.

53140.15.3 Inmate Savings Accounts

Inmate-employee savings accounts are restricted and under the control of the JVPU. Each inmate-employee's savings, plus the interest accrued on that savings, shall be provided to the inmate upon his/her release. Inmate-employee savings accounts are intended solely for the deposit of wages earned from employment with the JVE.

Wardens may authorize an early withdrawal of up to fifty percent of the balance of an inmate-employee's savings in cases where the inmate-employee is sentenced to 15 years or more and he/she has accrued \$6,500 or more from Joint Venture wages in their account (See Title 15, Section 3485(i)(3)). Examples of reasons for early withdrawal would include personal or family obligations of an urgent nature. JVP Coordinators should contact the JVPU for instructions on the procedure for this early withdrawal.

Inmate-employees who terminate from JVP with a savings account balance of \$500 or less may voluntarily elect to close their account and have the balance forwarded to their institutional trust account in order to avoid account fees. JVP Coordinators should contact the JVPU for instructions on the procedures for this provision.

53140.15.4 Selection of Victim Restitution Organizations

Each Warden/Community Correctional Facility Director shall select a suitable victim restitution organization with the following criteria:

- Any selected program shall be a fund established by law for the purpose of providing crime victim compensation. Examples of a fund established by law include District Attorney's Victim/Witness Programs or a crime victim program that has obtained a local governmental agency's resolution authorizing the program to receive funds, i.e. Board of Supervisors or City Council.
- Programs/organizations shall provide direct victim services (e.g., rape crisis, domestic violence, victim/witness, child abuse).
- Programs have been established in either the public or private sector.

These funds are to be used for direct services to crime victims (e.g., emergency funds for immediate victim needs, counseling, relocation costs, temporary needs such as immediate or crime-related day care fees). These funds are not to pay for overhead/operating costs of an agency or program.

Wardens shall contact the JVPU for assistance in determining eligibility of any crime victim fund.

The JVPU will provide for the transfer of funds to the designated crime victim compensation program on an annual basis.

53140.16 JVPU Responsibilities

- The JVPU shall monitor compliance with PC Section 2717.1 et seq., and Prison Industry Enhancement Certification Program Federal guidelines.
- The JVPU shall provide statewide coordination and support to effect program compliance and uniformity.
- The JVPU shall provide statewide oversight in the development, maintenance, amendment, and termination of JVP Standard Agreements (contracts) and leases.
- The JVPU shall provide information and assistance to institution staff and JVP businesses.
- The JVPU shall train institution staff on JVP duties and responsibilities.
- The JVPU shall contract with a private financial services firm to perform the distribution of JVP inmate payroll, and the collection of appropriate payroll data.
- The JVPU shall open and maintain bank accounts for the savings portion of JVP inmate-employee compensation. Inmate-employees shall have no access to these accounts until they are released. Upon release, JVPU will make available to the inmate-employee the savings account funds.

- The JVPU shall conduct a minimum of four unannounced on-site visits for all new JVEs and annually for all existing JVEs to determine the accuracy of the job descriptions and wage plan. The JVPU will provide a written report including the observations and findings of each visit, and maintain these records for five years.
- The JVPU will maintain a database which includes each inmate-employee's date of hire, hourly wage, hours worked, and the SOC Code for each inmate position.
- The JVPU shall conduct desk audits every ninety days from a random selection of ten percent of the inmate-employee workforce, reviewing salary levels to verify the wage rates established by the wage plan are being paid.

53140.17 JVE Responsibilities

- The JVE shall be responsible for completing inmate-employee work incentive time-keeping documentation, the CDCR Form 1697, Inmate Work Supervisor's Time Log, according to CDCR requirements.
- The JVE shall complete quarterly inmate-employee performance evaluations in the CDC Form 101, Work Supervisor's Report.
- The JVE must represent and warrant that the JVE business will not result in the displacement of any non-inmate workers performing the same work. The JVE agrees not to displace its non-inmate employees with inmate-employees.
- The JVE must comply with all applicable record-keeping requirements set forth in the California Labor Code and applicable Industrial Welfare Commission (IWC) Wage Orders.
- The JVE is solely responsible for compliance with all applicable Federal, State, and local laws and regulations. Nothing in this Section should be construed to modify the responsibility of the State as defined in the CCR, Title 15, Section 3484.
- The JVE shall adhere to all applicable Federal, State, and local health and safety laws and regulations.
- The JVE shall pay inmate-employees a wage that is comparable to wages paid to non-inmate employees performing the same or similar work in the locality in which the work is to be performed.
- The JVE will submit to the JVPU, detailed job descriptions for each inmate position.
- The JVE shall submit a wage plan annually to the JVPU.

53140.17.1 Notices

The JVE shall post at the JVP worksite, and provide to each inmate-employee, a notice of applicable employment laws and relevant Labor Code provisions.

The JVE shall post at the worksite, the CDCR Inmate Appeals and Non-Retaliation Notice provided by the JVPU.

53140.18 Inmate Hours and Work Schedule

As a part of the contract negotiations, the Warden and the JVE will establish the normal hours and days of the week that inmate-employees will work.

53140.19 Inmate Appeal

The CDCR's approved Inmate Appeal Procedures, CCR, Title 15, Section 3084.1 apply to the JVP. Under these provisions, an inmate-employee may appeal the substance or application of any written or unwritten policy, decision, or condition of CDCR or of the JVE to which the inmate-employee is employed, or appeal any behavior or action directed toward the inmate-employee by the staff of either the State, the JVE, or another inmate-employee. Inmate-employees may file complaints regarding alleged violations of their employment related rights under PC Section 2717.8, relevant Labor Code provisions, and applicable Industrial Welfare Commission Wage Orders.

To address JVE related matters, inmates shall not be subject to retaliation by the CDCR for their use of the inmate appeal process pursuant to CCR, Title 15, Subsection 3084.1(d). Inmates shall not be subject to retaliation for exercising rights guaranteed under the State Labor Code or elsewhere in law to address JVE related matters.

Pursuant to CCR, Title 15, Subsection 3084.7(m) any current or former JVP inmate-employee who believes he/she has a grievance regarding a wage and hour or retaliation claim against a JVE, shall complete the CDC Form 602, Inmate/Parolee Request For Appeal, within 15 working days after the occurrence of the alleged violation. The informal and first level response will be deemed waived. The institution's Appeals Coordinator shall log the appeal and immediately forward the appeal to the JVP Administrator. The Administrator, JVP, has thirty (30) working days in which to respond to the appeal.

The JVP Administrator shall attempt to resolve the grievance. If the inmate-employee is dissatisfied with the JVP Administrator's resolution, including rejection for timelines, the inmate-employee may file a complaint with the Labor Commissioner. The inmate-employee will be advised of his/her rights and responsibilities for filing a complaint with the Labor Commissioner, the Division of Labor Standards Enforcement (DLSE). Rejection by the JVP Administrator does not limit or change the right of the inmate-employee to file a complaint with the DLSE. Any complaint filed with the Labor Commissioner will be governed by the DLSE's time frames for filing grievances including, but not limited to, Labor Code Section 98.7 and Code of Civil Procedure, Sections 337, 338, and 339, and is deemed filed when the CDC Form 602, Inmate/Parolee Request For Appeal is filed.

No inmate-employee may be discriminated against or discharged for filing an appeal or a complaint regarding wage and hour or retaliation violations on the part of a JVP employer. If the Labor Commissioner determines that no violation has occurred and that the complaint was frivolous, unreasonable, groundless, or was brought in bad faith, the Commissioner may direct the complainant to pay reasonable attorney's fees to cover the costs of any hearing(s) associated with the complaint.

53140.20 Custody Costs

During normal working hours, custody costs are the responsibility of the institution. Under normal situations, if custody is available or budgeted for the area where the JVE is located, no costs will be billed to the JVE. If the JVE requires custody staff during time periods not normally covered by institutional custody staff, the JVE will be charged for this custody cost at the discretion of the Warden.

53140.21 Workers' Compensation Insurance

The CDCR will provide workers' compensation coverage for inmates employed in the JVP. In return, the JVE will pay the CDCR a fee equal to 75 percent of the published rate for the classification of similar private employers as outlined in the California Workers' Compensation Insurance Manual.

All inmate-employees' claims will be processed by the institution. The JVE is responsible for completing all required CDCR forms relating to any work related accident.

53140.22 Parole Procedures

The JVP Coordinator shall inform the JVPU thirty to sixty calendar days prior to the parole of an inmate-employee. This information should include the parole date, identification of the parole unit and parole agent if known. The JVPU shall close the savings account, inform the financial service, and arrange for remaining savings and final payroll to be forwarded to the paroled inmate-employee.

53140.23 Lease Agreements

The Director of the Department of General Services (DGS) with the consent of the CDCR may let, in the best interest of the State, any real property located within the grounds of a facility of the Department to a public or private entity for a period not to exceed five (5) years for the purpose of conducting a JVP. The lease may provide for renewing the lease for additional successive terms not to exceed a total of twenty (20) years. Any lease for State property entered into pursuant to this section may be at less than market value when the Director of DGS determines it shall serve a statewide public purpose (Government Code Section 14672.16(b)).

53140.24 Standard Agreement (Contract)

A Standard Agreement (Contract) shall be entered into between CDCR and any public entity, non-profit or for profit entity, organization, or business for the purpose of employing inmate labor pursuant to the Prison Inmate Labor Initiative of 1990. These contracts are non-competitively bid, and are awarded for five-year terms up to a total of twenty (20) years.

53140.24.1 Security Deposit

The JVE shall provide CDCR with a Security Bond or equivalent security. This requirement shall be included in the Contract. The amount of the bond shall be not less than two months wages for the inmate-employee workforce contemplated by the JVE after six months of operations, and shall be determined on a case-by-case basis based on, but not limited to, the size of the inmate-employee workforce and the size of space leased by the JVE. The bond or its equivalent shall be retained by the CDCR and may be used by the CDCR in the event a JVE fails to submit payroll or defaults on any of its obligations to the State. The CDCR shall apply the bond first to pay past due wages to inmate-employees and thereafter to unpaid obligations to the State, including, but not limited to, rent, utilities, workers' compensation, and custody costs.

53140.24.2 Contract Termination

Termination of a Joint Venture contract shall be completed in compliance with State contract regulations. See DOM Section 22040.21 for further details.

53140.25 In-Service Training

The Warden, or designee shall determine the type and amount of orientation training to be provided to the JVE non-inmate staff prior to occupying the facility, and any relevant annual updates particularly on the topic of Inmate-Staff Relations. All effort will be made to include only topics appropriate to the JVE non-inmate employees.

53140.26 Institutional Communications

The JVEs shall be included in the distribution of all relevant information that is circulated to institutional Departments.

53140.27 Institutional Lockdowns

When an institution lockdown occurs that affects the JVEs operation, inmate-employees will be designated as critical workers, and returned to work as soon as possible without effecting the safety and security of the institution.

53140.28 Personal Protective Equipment

The JVE's non-inmate personnel shall be required to be in possession of a whistle whenever they are on facility property. Personal alarm devices shall be provided to JVEs if they would be provided to CDCR employees working in similar conditions.

53140.29 Incident Investigation

Institution staff shall investigate any unusual occurrences or incidents that occur in the JVP worksite. The investigation shall be conducted in compliance with all departmental rules, regulations, and expectations.

53140.30 Revisions

It is the responsibility of the JVPU Administrator, or designee to ensure that the contents of this Article are kept current and accurate.

53140.31 References

PC §§ 2717.1 - 2717.8 and 2812.

CCR (15)(3) §§ 3084.1, 3084.7(m), 3097(a), (b), and (j), 3375, and 3480 - 3486.

GC § 14672.16(a).

LC §§ 98.7, 1132.6, 1132.8, 2926 and 2927.

R&TC §§ 7, 8, 17039, 17053.6, and 23036.

The Prison Inmate Labor Initiative, 1990, Proposition 139.

Federal Guidelines (Federal Register: April 7, 1999, Vol. 64, Number 66).

18 USC 1761(c).

41 USC 35(d).

DOM § 22040.21.

ARTICLE 41 — INMATE MAIL

Revised July 26, 2008

54010.1 Policy

The California Department of Corrections and Rehabilitation (CDCR) encourages correspondence between inmates and persons outside correctional institutions/facilities. The sending and receiving of mail by inmates shall be uninhibited except as provided for in this Article. Mail shall be delivered to inmates, regardless of housing, unless it is: contraband per the California Code of Regulations (CCR), Title 15, Article 1, Section 3006; or is Disturbing or Offensive Correspondence, per CCR, Article 4, Section 3135, or excessive property per the Department Operations Manual (DOM), Chapter 5, Article 43, Inmate Property.

54010.2 Purpose

The purpose of this Article is to provide guidelines for orderly processing of inmate mail and to give direction to staff, inmates, and their correspondents concerning institution/facility mail requirements.

54010.3 Compliance

Correspondents are personally responsible for the contents of their mail. All persons corresponding with inmates must comply with existing laws, regulations, and local rules. Violations of law or the CCR, Title 15, Division 3, may be referred to the appropriate federal, State, or local authorities for proper disposition. Such violations may also result in the temporary suspension or the denial of correspondence between the involved parties. Each newly arrived inmate shall be promptly informed of all Department regulations and procedures governing inmate mail. Upon receipt at each subsequent institution, inmates shall be promptly informed of all institutional policies and procedures governing mail.

54010.4 Definitions of Classes of Mail

First Class Mail

The United States Postal Services (USPS) regulations define First Class Mail as all matter wholly or partly in writing or typewriting, all actual and personal correspondence, all bills and statements of account, and all matter sealed or otherwise closed against inspection. The maximum weight for a First Class letter is 13 ounces.

All First Class Mail shall be delivered to the inmates as soon as possible, but not later than seven (7) calendar days from receipt of the mail from the Post Office.

Standard Mail

USPS regulations define Standard Mail as mail used for advertising mail, catalogues, and newsletters of a non-personal nature that are not required to be mailed as First Class Mail. The maximum weight for Standard Mail is 16 ounces. Standard mail used to be referred to as "Bulk Mail."

Periodicals

USPS regulations define Periodicals as a class of mail consisting of magazines, newspapers, or other publications formed of printed sheets that are published at least four times a year at regular, specified intervals (frequency) from a "known office of publication." Periodicals usually must have a list of subscribers and/or requesters, as appropriate.

Package Services

USPS regulations define Package Services as Parcel Post, bound Printed Matter, Medial Mail, and Library Mail.

With the exception of Parole Clothes and third party special purchase health care appliances, inmates shall not be allowed to receive Package Services directly from personal correspondents. Packages containing parole clothes or third party special purchase medical assistive devices must be clearly marked with either "parole clothes" or "health care appliance" on the outside of the package. Personal correspondents do not include the Courts, Law Firms, County, State and Federal Agencies, Publishers, Bookstores, Book Distributors, etc.

All incoming packages, regardless of their contents or whom they are addressed to, shall be put through an x-ray machine to prevent the introduction of contraband into the institution.

All packages received in the mailroom that are addressed to an inmate shall be processed through Receiving and Release where they will be searched, inventoried, and issued to the inmate.

All appropriately addressed mail shall either be delivered to the inmate, or forwarded per the CCR Subsection 3133(f) and DOM Section 54010.25.

54010.5 Paper, Envelopes, and Stamps for Indigent Inmates

Indigent inmate means an inmate who has \$1.00 or less in their Inmate Trust Account for 30 consecutive days.

Upon an indigent inmate's request, writing paper, envelopes, a writing implement, and the postage required for five 1 ounce First Class letters per week shall be supplied. Indigent inmates shall only be given the supplies for five letters per week in accordance with DOM, Chapter 5, Article 43, Inmate Property.

Except as provided in CCR, Subsection 3138(h) and DOM Section 54010.5.2 for mail to the courts or to the Attorney General, indigent inmates may request to mail correspondence that weighs more than one ounce. Indigent inmates must relinquish the appropriate number of indigent envelopes to either their assigned Correctional Counselor or housing unit staff with the item to be mailed. If the item to be mailed weighs more than five ounces, the indigent inmate must relinquish all five indigent envelopes. Staff must forward the indigent envelopes with the item to be mailed to the mailroom with the notation that it is to be mailed for the indigent inmate. In order to facilitate this mailing, if requested, staff shall provide the indigent inmate with one appropriately sized envelope.

Foreign mail requiring postage in excess of the minimum required for First Class Mail shall be limited to two of the five letters.

Indigent envelopes issued to an inmate become their property. The inmate shall be allowed to utilize the envelopes regardless of current financial status. A charge shall not be placed against future deposits to the inmate's trust account to recover the cost of materials and postage provided while the inmate was indigent as defined above.

Indigent inmates desiring to correspond with their attorney or any other confidential correspondents per CCR, Section 3141, shall be required to utilize their weekly allotment of indigent supplies to send such correspondence.

54010.5.1 Processing Request for Indigent Inmate Envelopes

All inmate requests for indigent envelopes shall be authorized by the Institutional Inmate Trust Account Office.

Any inmate attempting to use a State issued envelope intended for an indigent inmate or found altering envelopes that were not issued to them, shall receive progressive discipline.

54010.5.2 Postage for Indigent Inmates for Correspondence to the Courts and Other Persons as Required

In addition to indigent writing supplies and postage for the five 1 ounce letters per week, indigent inmates shall have free and unlimited mail to any court or Attorney General's Office.

Upon request, institutions shall also provide indigent inmates free copying and postage of legal documents required by the court, plus one copy for the opposing party and one copy for the inmate's records.

If the case is accepted by the court, the need for future copies of legal documents and necessary postage will be evaluated on a case-by-case basis.

A charge shall not be placed against future deposits to the inmate's trust account to recover the cost of materials, copying, and postage provided, while the inmate was indigent as defined in DOM Section 54010.5.

54010.5.3 Indigent Inmate Writing Supplies

Each institution shall establish local procedures for the issuance of writing supplies to indigent inmates.

Indigent inmates shall be given no more than five indigent envelopes per week, and shall be given enough paper to allow them to send out five 1 ounce First Class letters per week. Inmates are not allowed to trade, transfer, or swap indigent inmate supplies with another inmate.

54010.6 Recipient's Address

All outgoing mail shall be properly addressed. It must contain the sender's name, Department identification number, and the return address designated by the institution for inmate mail (to include housing). It shall also contain the recipient's Name, Address, City, State, and appropriate zip code.

All incoming mail shall be properly addressed. Appropriately addressed mail shall include the inmate's name and Department identification number. The mail should also include the address designated by the institution for inmate mail. The receiving institution is required to update any mail piece that does not reflect accurate housing or institutional location.

Appropriately addressed, Standard Mail must be addressed to an individual inmate, showing their name, CDCR number, and the address for the applicable institution.

All appropriately addressed mail shall either be delivered to the inmate, or forwarded per CCR Subsection 3133(f) and DOM Section 54010.25.

54010.7 Identifying Mail Originating from California State Prison

All outgoing mail including, but not limited to, letters, packages, and parcels shall be clearly identified as originating from a California State Prison or Community Correctional Facility. Outgoing mail shall be stamped or labeled, utilizing black ink only, with block letters not exceeding one-quarter inch in height, and the stamp or label not exceeding two and one-half inches in width by one and one-half inches in height. The stamp or label shall read "California Department of Corrections and Rehabilitation."

54010.8 Inspection and Reading of Incoming and Outgoing Mail

All non-confidential inmate mail, incoming or outgoing, is subject to being read in its entirety by designated staff.

All non-confidential inmate mail that is "returned to sender" shall be opened and inspected before being returned to the inmate.

The only weight limits that can be imposed for incoming mail are outlined in DOM Section 54010.4.

All incoming mail shall be inspected for contraband prior to issuance. Mail shall only be disallowed if it violates CCR Sections 3006, 3135, any other applicable regulations, or DOM Sections 54010.13 and 54010.14.

Institutions shall not require incoming books, magazines, or newspapers to have an institution pre-approved "vendor approved" label affixed to the packaging. Per CCR Subsection 3133(b)(4), a departmentally approved vendor is any publisher, book store, or book distributor that does mail order business.

Books, periodicals, or other publications that are mailed from a religious organization bookstore shall be considered as coming from an authorized vendor.

54010.8.1 Items Enclosed in Incoming First Class Mail

In addition to the written word, such as letters, internet downloads, newspaper clippings, religious pamphlets or leaflets, or photocopies of written words, etc., First Class Mail can have the following items enclosed:

- Photographs.
- Calendars.
- Blank greeting cards (No 3-dimensional attachments or stamps).
- Postage embossed envelopes, maximum of forty.
- Blank envelopes.
- Writing paper/tablets (white or yellow lined only – no cotton paper).
- Typing paper (no cotton paper).
- Legal paper; to include colored paper required by court (no cotton Paper).
- Children's drawings.
- Forty postage stamps (unless there is a rate change; then the intent is forty stamps at the old rate and forty stamps at the amount needed to equal the new rate). Personalized postage stamps will not be accepted.

The weight limits for First Class Mail are outlined in DOM Section 54010.4. The size and quantity of items listed above is limited per DOM, Chapter 5, Article 43, Inmate Property.

Inmates may receive photographs in First Class mail in accordance with the exception of the following:

- All photographs must comply with the CCR Section 3006, and DOM Section 54010.14.
- Amount and size shall not exceed allowances specified in DOM, Chapter 5, Article 43, Inmate Property.
- Photo albums (available through the canteen and the Vendor Package Program).
- Photographs with attached backing are not permitted.
- Photographs framed in such a manner that they cannot be adequately searched are not permitted.
- Poloroid photographs are not allowed.
- Negatives are not allowed.
- Slides are not allowed.

Any unacceptable mail shall be immediately returned to sender with the envelope annotated "Unauthorized Mail, Return to Sender." Inmates shall be notified pursuant to CCR Section 3136.

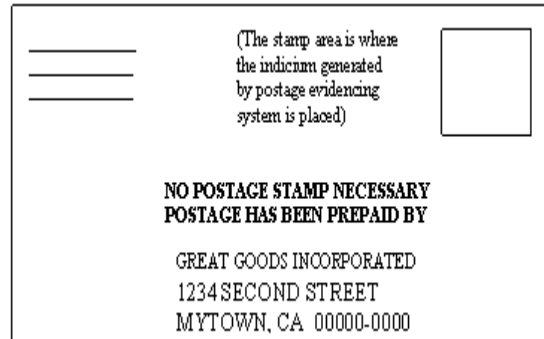
54010.8.2 Metered Envelopes in Correspondence

Per the USPS Domestic Mail Manual, Section 604, metered reply envelopes sent in with correspondence must adhere to the following conditions:

- The postage amount must be enough to prepay the postage in full.
- Indicia may be printed directly on the mail piece or on a label and must be positioned in accordance with 604.4.8.3 (Position of Indicum on Mail Piece). An applied label must meet the standards in 604.4.8.11 (Adhesive Tape of Label).
- Indicia used to prepay reply postage, except for Information Based Indicia (IBI) generated by a Personal Computer Postage system, must not show the date.
- IBI generated by a Personal Computer Postage System to prepay reply postage must show the date the licensee printed the indicium and must include the words "REPLY POSTAGE."
- The mail piece must be pre-addressed for return to the licensee. Prepaid reply mail is delivered only to the address of the licensee. When the address is altered, the mail is held for postage.
- Except for those Personal Computer Postage systems with the capability to print an address for the given class or size of mail piece, the address side of reply may be prepared by any photographic, mechanical, or electronic process or combination of such processes (other than handwriting, typewriting, or hand stamping). For those Personal Computer Postage systems with the capability to print destination addresses for the given size and class of mail piece, the address must be prepared using the Personal Computer Postage system.
- The words "NO POSTAGE STAMP NECESSARY POSTAGE HAS BEEN PREPAID BY" must be printed above the address.
- For bar-coded letter-size First Class Mail reply mail for all postage evidencing systems except Personal Computer Postage, a Facing Identification Mark (FIM) A may be used. For Personal

ComputerPostage, FIM D is required for prepaid reply when the indicium is printed directly on the mail piece.

- The address side must follow the style and content as described in this Section and shown in the illustration below. Nothing may be added except a return address, FIM, or bar-code.



This is the only type of Metered envelope that will be allowed to come in to any inmate with correspondence.

54010.9 Inspection of Incoming and Outgoing Packages

All incoming packages addressed to an inmate shall be opened and inspected in the presence of the inmate. The contents of the package are inspected to record authorized personal property and to prevent the introduction of contraband.

Delivery by staff of packages and special purchases shall be completed as soon as possible, but not later than 15 calendar days, except during the holiday season and during lockdowns of affected inmates.

Packages shall be inspected pursuant to institutional policy. Packages shall be processed and issued from a designated distribution area. All outgoing packages shall be inspected for contraband prior to being sealed and mailed.

- When there is reasonable cause to believe the mail presents a threat to the security of the facility or the safety of persons, mailing or delivery may be delayed to allow for staff translation of the correspondence, if needed. When such delay exceeds 48 hours from the date received at the facility or from the date submitted for mailing by the inmate, the inmate shall be promptly notified in writing of the delay, the reason for the delay, and all subsequent determinations and actions regarding that item of mail.

54010.10 Internet Downloaded Material, Electronic Mail Correspondence, and Newspaper Clippings

Inmates may receive First-Class Mail containing newspaper clippings, Internet downloaded articles, photocopies of clippings/articles, or electronic mail (e-mail). Prior to issuance, they shall be reviewed to ensure that they comply with CCR Sections 3006, 3135, and DOM Sections 54010.14 and 54010.15.

54010.11 Certified Mail

Certified mail that is received at the institution can be signed for by institutional staff since the USPS designates them as the agent of record. However, the person to whom the Certified mail is addressed must sign for delivery before receiving the mail piece.

54010.12 Confidential Correspondence

Confidential correspondence is a right guaranteed by law. Using confidential correspondence for personal non-business correspondence, the transmission of contraband items, or the smuggling of letters and other communications to be forwarded to persons not listed in DOM Subsection 54010.11 is an abuse of this right and such proven abuse shall be subject to legal, administrative, and disciplinary action.

Confidential Correspondents will not be limited to First Class mail standards. Mail received from confidential correspondents will be processed regardless of weight or postage class.

54010.12.1 Persons with Whom Inmates May Correspond Confidentially

Persons and employees of persons with whom inmates may correspond confidentially, and receive correspondence confidentially from, include:

- All state and federal elected officials.
- All state and federal officials appointed by the governor or the President of the United States.

- All city, county, State, and federal officials having responsibility for the inmate's present, prior, or anticipated custody, parole, or probation supervision.
- County agencies regarding child custody proceedings, as clearly identified in the communication and listed on the envelope.
- All state and federal judges and courts.
- Any attorney at law, on active status or in good standing, listed with a state bar association.
- All officials of a foreign consulate.
- The Secretary, Undersecretary, Chief Deputy Secretaries, Executive Director, Assistant Secretaries, Division Directors, Associate Directors, the Chief, Inmate Appeals, and the Lead Ombudsman's Office of the Department.
- A legitimate legal service organization that consists of an established group of attorneys involved in the representation of offenders in judicial proceedings that includes, but not limited to:
 - The American Civil Liberties Union.
 - The Prison Law Office.
 - The Young Lawyers Section of the American Bar Association.
 - The National Association of Criminal Defense Lawyers.
 - California Appellate Project.

Per DOM Subsection 54010.11, all incoming confidential mail from an attorney or legal service organization shall include the attorney's name, title, and return address of their office.

Institution mailroom staff shall contact the CDCR, Office of Legal Affairs, if there is any question regarding the legitimacy of a legal service organization.

54010.12.2 Processing Outgoing Confidential Mail

In order to be accepted and processed as confidential correspondence, an inmate's letter shall comply with the following requirements:

- The letter shall be addressed to a person, official, or office listed in Subsection 54010.11.
- The address of the attorney must match the address listed with the State Bar.
- The inmate's full name, Department identification number, and address of the facility shall be included in the return address appearing on the outside of the envelope.

The word "Confidential" shall appear on the face of the envelope. Mail received in the mailroom without this notice of confidentiality shall be processed as regular mail. If for any reason the mail cannot be processed as regular mail, it shall be returned to the sending inmate.

Inmates shall post confidential mail by presenting the mail unsealed to designated staff. In the presence of the inmate, the staff shall remove the contents of the envelope upside down to prevent inadvertent reading of the contents. Staff shall remove the pages and shake them to ensure the absence of prohibited material. If no prohibited material is discovered, the contents shall be returned to the envelope and sealed. Staff shall place their signature, badge number, and date across the sealed area on the back of the envelope. Staff shall then deposit the confidential mail in the appropriate depository.

If prohibited material is found in the confidential mail, the prohibited material shall be confiscated; however, the letter may be returned to the inmate or mailed following the process outlined above. If the prohibited material indicates a violation of the law or intent to violate the law, the matter may be referred to the appropriate authorities for possible prosecution. Administrative and/or disciplinary action shall also be taken against all parties involved.

It is the responsibility of staff to transport inmate mail to the appropriate depository as designated by the Warden.

54010.12.3 Processing Incoming Confidential Mail

Incoming letters must show the name, title, return address, and office of persons listed in Subsection 54010.11 on the outside of the envelope for them to be processed as confidential correspondence. An attorney's return address must match the address listed with the State Bar. A notice of or a request for confidentiality is not required. Letters that are appropriately addressed with a return address that indicates it is from any of the persons or employees of persons outlined in Section 54010.11 shall be processed and treated as confidential correspondence whether or not they are stamped as such. Designated staff shall open the letter in the presence of the addressed inmate at a designated time and place. Staff shall remove the contents of the envelope upside down to prevent inadvertent reading of the contents. Staff

shall remove the pages and shake them to ensure the absence of prohibited material.

Inmates shall sign for all confidential mail at the time of delivery. This shall be accomplished by use of a permanent log book or use of receipts. If receipts are used, the receipts shall be forwarded to the mailroom for filing. The log book, at a minimum, must record the date of delivery, the inmates name and departmental identification number, and the senders name and address.

54010.12.4 Confidential Enclosures

Newspapers, published articles, pamphlets, books, etc., enclosed in confidential correspondence shall not be treated as confidential mail and shall be handled as outlined below.

54010.12.5 Examination of Enclosures in Confidential Correspondence

The inmate may consent to an immediate examination of the enclosure by staff who issues the mail. Such examination shall be limited to the extent necessary to determine if the enclosure may be safely admitted into the institution/facility under the standards of CCR Sections 3006, 3134, 3135, and 3145, or DOM Sections 54010.8.1, 54010.13, and 54010.14. If the enclosure can be safely admitted into the institution/facility, it shall be given to the inmate. If, in the examiner's opinion, the enclosure does not meet the standards of CCR and cannot be safely admitted into the institution/facility, it shall be referred to staff at not less than the Correctional/Facility Captain level for final determination. If the enclosure is not released to the inmate at this level, the process outlined in DOM Section 54010.15 shall be followed and the inmate shall be allowed to return the enclosure to the sender or dispose of it pursuant to CCR Section 3191(c).

54010.12.6 Inmate Declines Consent for Examination of Confidential Enclosures

The inmate may decline to consent to examination of enclosures in confidential mail by any staff. When this occurs, the enclosure shall be immediately placed in an envelope and sealed in the presence of the inmate. The separate envelope will, at the inmates choosing, be returned to the sender with the mailing cost charged to the inmate's trust account, or disposed of pursuant to CCR 3191(c). The inmate is entitled to keep the letter or correspondence and the envelope it came in.

54010.12.7 Restriction of Confidential Mail Privileges

Administrative action may be taken to restrict, for cause, the confidential mail privileges afforded to an attorney based upon the information contained in this Article. The confidential mail privilege may be a statewide suspension for any offense that could be prosecuted as a felony. Only the Secretary or his/her designee shall issue a statewide suspension of confidential mail privileges.

A first offense of a non-serious mail rule violation of the Department's mail regulations shall result in a written warning or up to a six-month suspension of the attorney's confidential mail privileges.

A second offense of a non-serious mail rule violation shall result in modification/suspension of confidential mail privileges for a period of up to 12 months.

A third offense of a similar nature and/or a first offense that could be charged as a felony that jeopardizes the safety of persons or the security of the facility, shall result in confidential mail privileges being suspended for a minimum period of one year or beyond for an indefinite period.

The attorney must petition the Warden or Secretary for reinstatement of his/her confidential mail privilege.

54010.13 Staff Confidentiality Requirements

Any person who examines the content of mail under the authority of this Article or in connection with an appeal by an inmate of a ruling under this Article shall keep the content of the examined material in strict confidence.

No original, copy, excerpt, or summary of personal correspondence to or from an inmate shall be made or be placed in an inmate's C-file unless such correspondence is or has been the subject of:

- Legal, disciplinary, criminal investigation, or casework determination and actions affecting the inmate.
- When the recipient of an inmate's disturbing or offensive mail corresponds with the facility and requests administrative action subject to CCR Section 3135.
- If an inmate requests that a copy of personal correspondence be placed in their C-file and the inmate's caseworker deems it appropriate to do so based on the relationship of the correspondence to the inmates incarceration.

54010.14 Correspondence that is Offensive/Threatening/Contains Security Concerns

Non-confidential correspondence may be disallowed if the text of such correspondence presents a danger or a threat of danger to any person or place. The authority to disallow such correspondence shall not be delegated below the level of Correctional/Facility Captain.

Disagreement with the sender's or receiver's morals, values, attitudes, veracity, or choice of words shall not be cause for correctional staff to disallow mail. Correctional staff shall not challenge nor confront the sender or receiver with value judgments.

Certain correspondence, including but not limited to the following, is disallowed, regardless of values or morals in order to ensure the safety and security of the institution/facility:

- Any mail of a character tending to incite murder, arson, a riot, or any form of violence or physical harm to any person or any ethnic, gender, racial, religious, or other group.
- Threatens blackmail or extortion.
- Contraband, or sending or receiving contraband.
- Concerns plans to escape or assist in an escape.
- Concerns plans to disrupt the order, or breach the security of any institution/facility.
- Concerns plans for activities which violate the law, these regulations, or local procedures.
- Contains coded messages.
- Describes the making of any weapon, explosive, poison, or destructive device.
- Contains illustrations, explanations, and/or descriptions of how to sabotage or disrupt computers, communications, or electronics.
- Contains maps depicting any area within a ten-mile radius of an institution/facility.
- Contains gambling or lottery information or paraphernalia.
- Contains obscene material in nature as described in Section 54010.14.
- Contains human or animal hair, substances, or fluids.

54010.15 Obscene Material

Inmates shall not possess or have under their control, obscene material and/or mail containing information concerning where, how, or from whom obscene material may be obtained.

Obscene material means catalogs, advertisements, brochures, and/or material taken as a whole, which to the average person applying contemporary statewide standards, appeals to the prurient interest. It is material which taken as a whole, depicts or describes sexual conduct, and when taken as a whole, lacks serious literary, artistic, political, or scientific value.

Additionally, material is considered obscene when it appears from the nature of the matter or the circumstances of its dissemination, distribution, or exhibition that it appeals to deviant sexual groups.

Material subject to the test of the above includes, but is not limited to:

- Portrays sexually explicit materials, which are defined as materials that show frontal nudity including personal photographs, drawings, and magazines and pictorials that show frontal nudity.
- Portrays, displays, describes, or represents penetration of the vagina or anus, or contact between the mouth and genitals.
- Portrays, displays, describes, or represents bestiality, sadomasochism, or an excretory function, including urination, defecation, or semen.
- Portrays, displays, describes, or represents the nudity of a minor or person who appears to be under 18 years old.
- Portrays, displays, describes, or represents conduct that appears to be non-consensual behavior.
- Portrays, displays, describes, or represents conduct that appears to be forceful, threatening, or violent.
- Portrays, displays, describes, or represents conduct where one of the participants is a minor, or appears to be under 18 years old.

54010.16 Notification to Inmates of Disapproval-Mail/Packages/Publications and Disposition of Undelivered Mail

Disapproved material that is in clear violation of CCR Sections 3006, 3135, 3139, and 3135 or DOM Subsections 54010.11, 54010.13, 54010.14, and 54010.21 shall be referred to staff not below the level of

Correctional/Facility Captain for determination and appropriate action. Disapproval of material that is not in clear violation of the above noted CCR and DOM sections shall be referred to the Warden, but not lower than the Chief Deputy Warden, for determination and appropriate action. The CDCR Form 1819, Notification of Disapproval-Mail/Packages/Publications, shall be utilized by each institution/facility when incoming or outgoing mail/packages/publications addressed to or being sent by an inmate are withheld or disallowed. Additionally, in accordance with CCR, Subsection 3134(i), the CDCR Form 1819 informs the inmate of the reason, disposition, name of official disallowing the mail/package/publication, and the name of the official to whom an appeal can be directed.

When inmate mail is disapproved based on the criteria established in CCR Section 3006 and 3135, DOM Subsection 54010.8.1, or DOM Section 54010.13 and 54010.14, a copy of the CDCR Form 1819 and the supporting document(s) (e.g., a photocopy of representative pages) shall be retained by each institution/facility for a minimum of seven years for litigation purposes.

After seven years if the material is not needed it shall be destroyed.

If a lawsuit has been filed as a result of mail being disapproved, the CDCR Form 1819 and the supporting document(s) will be retained for two years from the conclusion of the suit.

It is noted that a publication can be a book, magazine, newspaper, or periodical.

54010.17 Non-English Language Mail

Correspondence in language other than English to or from an inmate is subject to the same regulations governing all other mail and may be subject to a delay for translation of its contents by staff.

When such delay exceeds normal mail processing by five business days, the inmate shall be notified in writing of the delay, the reason for the delay, and subsequent determinations and actions regarding that item of mail.

If staff is unable to translate the letter and its contents within 20 business days of notice to the inmate, then the letter shall be delivered to the inmate untranslated.

54010.18 Funds Enclosed in Correspondence

Funds may be mailed to an inmate in the form of:

- Money order.
- Certified check.
- Personal check.
- Any other negotiable means except cash and Travelers Checks.

The check or money order shall be made payable to the California Department of Corrections and Rehabilitation with the inmate's last name and Department identification number. This information shall be on the face of the check or money order.

The following restrictions apply:

- Funds from other inmates/parolees shall be only accepted from approved correspondents who are members of the same family, or the parent of the inmate's child(ren).
- Funds received in the mail shall be removed from the envelope by mailroom staff and processed as follows:
 - Staff shall ensure that the inmate's name and Department identification number are on the check or money order. Staff shall, if necessary, make every effort to affix the information to the front of the check or money order. The institution/facility endorsement stamp shall be placed on the back of the check or money order.
 - The envelope shall be imprinted with a stamp that reads "Funds enclosed." The date, amount, and initials of the person processing the funds shall be recorded on the envelope before it is forwarded to the inmate.
 - The stamped envelope is the inmate's receipt for the funds.
 - Cash shall not be accepted for an inmate.
 - Cash received in incoming mail will be returned to the sender. Mailroom staff shall complete a memorandum for disallowed cash money to the inmate, informing them that cash was received and will be returned to sender. The envelope containing the cash and two copies of the memo will be forwarded to the Inmate Trust Office. The two copies of the memo shall be folded around the envelope and held in place with a rubber band/paperclip. The information in the center of the form shall be clearly visible to the reader. The Inmate Trust Office will process the cash and mail per current departmental policy.

- Mailroom staff shall arrange the day's remittances in numerical order. The remittances shall be listed in sequence on the report of collections. This report shall include each inmate's name, Department identification number, type of payment (check, money order), amount, and the total received.
- The report shall be prepared in triplicate and distributed with the original and secondary copies sent to the Inmate Trust Office, and the triplicate retained in the Mailroom.

54010.18.1 Receipt of Social Security/Welfare/Tax Refund Checks

Generally, inmates are not eligible to receive Supplemental Security Income (SSI) checks from the Social Security Administration, Veteran Affairs Benefits, or Welfare checks from the California Department of Social Services/County Welfare agencies. Depending upon eligibility, inmates may be allowed to receive tax refund checks.

A facility representative shall be appointed by the Associate Warden, Business Services, to assist outside agencies in determining an inmate's eligibility.

Mailroom staff shall deliver all received SSI, Veteran Affairs Benefits, and/or welfare and/or tax refund checks to the Inmate Trust Office. The Accounting Officer shall notify the facility representative that checks are being held pending determination of eligibility of the inmates to receive the checks.

The facility representative shall contact the appropriate agency.

Unauthorized checks shall be returned to the appropriate agency.

54010.18.2 Receipt of U.S. Government Checks for Deceased or Discharged Inmates

When a U.S. Government check is received for an inmate who is deceased or discharged from CDCR, the following shall occur:

- The check and envelope shall be returned to the sending agency with the necessary information shown as to the inmate being deceased or discharged.

54010.18.3 Receipt of U.S. Government Checks for Transferred or Paroled Inmates

If an inmate has been transferred to another institution/facility, the check shall be forwarded including a note requesting the inmate to notify the state or federal agency of their change of address. Mail received for inmates who have been paroled shall be forwarded to the office of the parole region to which the inmate was released, or if unable to locate the parolee, the check should be returned to the originating state or federal agency.

54010.18.4 Personal Checks

Funds not in the form of money orders or certified checks shall not be released for spending by the inmate until the funds have cleared the bank upon which they were drawn. When personal checks are received, the face of the envelope in which the check was received shall be imprinted with a stamp that reads, "\$_____ personal check has been accepted at this time."

54010.18.5 Foreign Currency

No foreign currency shall be accepted. If foreign currency is received, the entire envelope and its contents shall be returned to sender with a pre-printed notice to the sender which states: "Unauthorized item _____."

54010.19 Contests

Inmates shall not participate in any contest when a financial obligation is involved or when such participation shall result in an expense to the facility beyond the cost of processing mail.

If lottery tickets, lottery scratchers, or other contest materials are discovered in incoming inmate mail, the entire envelope and its contents shall be returned to sender with a pre-printed notice to the sender which states: "Unauthorized item _____."

54010.20 Inmate Manuscripts

Manuscripts include, but are not limited to, written, typed, or printed articles of fiction and nonfiction, poems, essays, gags, plays, skits, paintings, sketches, drawings, or musical compositions created by an inmate.

Any manuscript remains the property of the inmate who created it. It may be retained in the inmate's possession, unless it violates CCR Sections 3006, 3134, or 3135 or DOM Sections 54010.13 or 54010.14.

If unauthorized State materials have been used in the creation of a manuscript, the item shall be confiscated pending disciplinary action and reimbursement by the inmate for the unauthorized use of State material.

Incoming and outgoing manuscripts shall be processed as regular mail in accordance with the provisions of this Article.

54010.21 Publications

Inmates may subscribe to, purchase, or have the items listed below purchased for them by a third party:

- Newspapers.
- Periodicals.
- Magazines.
- Books.

If subscriptions or books are purchased for the inmate by a third party (or donated to an inmate) they must be mailed directly from a book store or publisher. If subscriptions or books are purchased for the inmate by a third party (or donated to an inmate) they must be mailed directly from a book store, book distributor, a publisher, or a religious organization. Personal correspondents cannot mail books, periodicals, or publications directly to inmates and state that they are a donation.

There shall be no "Approved Vendor Lists" for any publication.

The CDCR shall distribute a centralized list of disapproved publications that are prohibited as contraband. Publications that are enumerated on this centralized list are not allowed in any institutions. Local institutions may not add items to the centralized list.

54010.21.1 Processing/Inspection of Incoming Magazines and Newspapers

All magazines and newspapers shall be inspected prior to issuance to ensure that they comply with CCR Sections 3006, 3134, and 3135 or DOM Sections 54010.13 and 54010.15.

In order to expedite the issuance of magazines the following shall be adhered to:

- Magazines that contain page flap samples of perfume shall be issued to inmates.
- Attached free CD's, packaged samples of perfume or stickers from magazines shall be removed. The removal of these items will not require the issuance of a CDCR Form 1819, Notification of Disapproval-Mail/Packages/Publications, as the item was not ordered by the inmate. Rather, it is an advertisement that was not solicited.

Sample packages of lotions or moisturizers can either be removed before delivery to the inmate, or be left in the magazine and given to the inmate. The removal of any sample item will not require the issuance of a CDCR Form 1819, Notification of Disapproval-Mail/Packages/Publications, as the item was not ordered by the inmate; rather it is an advertisement that was not solicited.

No other items shall be removed from a magazine or other publication in order to issue it to an inmate. If any other items that violate departmental policy are contained in the magazine or publication, it shall be withheld or disallowed and processed per DOM Section 54010.15.

Staff shall not delay the delivery of an inmate's publications for personal use.

54010.21.2 Processing/Inspection of Incoming Books

All incoming paperback and hardback books, and any enclosures within them, must be inspected prior to being altered and/or issued; per CCR Section 3134; to ensure that they comply with CCR Sections 3006, and 3135 and DOM Sections 54010.13 and 54010.14.

For hardback books, staff shall allow the inmate to determine whether he/she will accept the book with the cover removed or, if he/she declines that option, decide how it is to be disposed of per CCR Section 3191(c). If the inmate chooses to accept the hardback book staff shall, in front of the inmate, remove the entire cover from the book. Before removing the cover, staff shall insure that it does not violate any other departmental policy. If upon removal of the cover the book becomes unstable (the pages are no longer bound together), staff shall take measures to ensure that the pages are kept intact, such as with a rubber band or a clip.

Delivery by staff shall be completed as soon as possible, but not later than 15 calendar days after the institution receives the book, except during the holiday season and during modified programs of affected inmates.

Hardback books shall be processed and issued from a designated distribution area.

54010.21.3 Notification to Publisher for Disapproval of Publication

When incoming books, magazines, or publications to an inmate are withheld or disallowed, a letter shall be sent to the publisher explaining why the item was denied. A book, magazine, or publication denied to the entire population based on a violation of departmental regulations or policy, shall only require one letter per institution to be sent to the publisher. At a minimum, the letter must include the reason why the book, magazine, or publication was denied, the names and CDCR numbers for all inmates

affected, the applicable CCR section that is in violation, and the fact that the Publisher has the right to appeal this issue in accordance with CCR Section 3137(c) and DOM Section 54010.27.

The letter must be sent within 15 calendar days of the determination to censor the book, magazine, or publication.

When a book, magazine, or publication is withheld based on the criteria established in CCR Sections 3006 or 3135 and DOM Sections 54010.13 and 54010.14, a copy of the Letter of Notification to the Publisher and the supporting document(s) (e.g., a photocopy of representative pages) shall be retained by each institution/facility for a minimum of seven years for litigation purposes.

After seven years if the material is not needed for a lawsuit or any other purpose, the material shall be destroyed.

If a lawsuit has been filed, as a result of a publication being disapproved, the CDCR Form 1819 and the supporting document(s) will be retained for two years from the conclusion of the lawsuit.

The letter of Notification to Publisher for Disapproval of Publication shall be done in conjunction with the process outlined in DOM Section 54010.15 for notification to the inmate.

54010.22 Correspondence between Inmates/Parolees/Probationers

Inmates shall obtain written authorization from the Warden/Regional Parole Administrator or their designee/assigned probation officer, person in charge of the County Jail and/or other State Correctional Systems, at a level not less than Correctional Captain/Facility Captain or Parole Agent III to correspond with any of the following:

- Inmates under the jurisdiction of any county, state or federal, juvenile or adult correctional agency.
- Persons committed to any county, state or federal program as a civil addict.
- Persons on parole or civil addict outpatient status under the jurisdiction of any county, state or federal, juvenile or adult correctional agency.
- Persons on probation.

Inmates may be allowed to correspond with the above provided they meet the criteria of no known gang affiliation, or involvement with a known terrorist or conspiracy organization.

54010.22.1 Process for Approval/Denial of Correspondence Requests

Inmates may initiate requests to correspond with the above by sending their Correctional Counselor I (CCI) an Inmate Request for Interview form. Parolees may initiate request by contacting their Parole Agent (PA).

The CCI/PA shall interview the inmate/parolee and/or review their C-file/Field File to obtain the information required to process an inmate's Request for Correspondence Approval. If an inmate's request to correspond with another inmate/parolee is denied, the CCI/PA shall annotate the reason for denial on the Inmate Request for Interview. The Inmate Request for Interview shall be returned to the inmate. A CDCR Form 1074, Request for Correspondence Approval, shall not be generated for the initiating inmate whose request is denied.

When reviewing the initiating inmates C-file, staff shall ascertain whether prior approval exists. If prior approval exists, a copy of the previously approved CDCR Form 1074 shall be forwarded to both institutional mailrooms.

When an initiating inmate's request to correspond with another inmate meets the criteria for approval, and no prior approval exists, the CCI/PAI shall ensure that a CDCR Form 1074 is completed.

If the request is approved, staff shall retain the fifth page at the requesting institution/parole office. The remaining four pages shall be forwarded, intact, to the institution/parole office/probation office/other county, state or federal facility where the other requested correspondent is housed. Neither a photocopy of the CDCR Form 1074, nor the fifth page, shall be forwarded to the C-File or mailroom while the correspondence approval is pending.

If the request to correspond is denied at the institution/parole office/probation office/other state correctional facility, the reason for denial shall be annotated on the CDCR Form 1074, and it shall be returned, in its entirety, to the sending institution/ parole office.

Copies/photocopies shall not be delivered to the requested inmate, the receiving institutions mailroom, or the housing unit.

Upon receipt of the disapproved CDCR Form 1074, staff at the sending institution/field office shall ensure that the 2nd page is returned to the initiating inmate.

If correspondence is approved at the institution/parole office, staff shall ensure that the CDCR Form 1074 is completed. They shall retain the third and fourth pages for distribution. If the third page and fourth pages are not legible, the CCI/PAI shall make photocopies of the first page prior to forwarding the completed CDCR Form 1074 to the sending institution.

The approved CDCR Form 1074 is distributed as follows:

- Page 1 (original) returned to initiating inmate/parolees institution/parole office for placement in the initiating correspondents file.
 - A photocopy of page 1 (original) shall be made for the mailroom at both the sending and receiving institutions.
- Page 2 (NCR Copy) returned to initiating inmate/parolees institution/parole office for deliver to the inmate.
- Page 3 (NCR copy) kept by the receiving institution/parole office for placement in the requested correspondents file. If this page is not legible, a photocopy of page 1 shall also be placed in the C-File, attached to page 3.
- Page 4 (NCR copy-or photocopy) kept by the receiving institution/parole office for the requested correspondent. If this page is not legible, a photocopy of page 1 shall be made and given to the requested correspondent with page 4.

Photocopies of the CDCR Form 1074 shall not be made for the housing unit(s). The housing units shall not keep records of approved correspondents.

The mailroom supervisor shall establish and maintain a record of approved CDCR Form 1074's.

When a CDCR inmate requests to correspond (and meets the criteria for approval) with an inmate in a county, state, or federal facility, the CCI shall ensure that a CDCR Form 1074 is completed along with a cover letter that thoroughly explains the need for the CDCR Form 1074. Upon receipt of the approved CDCR 1074 from the specific agency, the CCI shall distribute the form as outlined above.

When a request for correspondence between inmates is received from another county, state, or federal facility (and meets the criteria for approval) the CCI shall ensure that a CDCR Form 1074 is completed and returned to the agency with a cover letter that thoroughly explains the need for the CDCR Form 1074. Upon receipt of the approved CDCR 1074 from the specific agency, the CCI shall distribute the form as outlined above. If the request is denied, the CCI shall ensure that a letter is forwarded to the requesting agency thoroughly explaining the denial.

There shall be no limits set on the number of times approved inmates can correspond with one another unless revoked per the procedures outlined below.

The approval to correspond may be revoked due to disciplinary violations involving correspondence between the inmates/parolees or as a result of a classification action based on safety and security. Any such restriction, or revocation of approval, shall be communicated to inmate(s)/parolee(s) and to the warden(s)/parole administrator(s) of the institution/facility where the inmate(s)/parolee(s) are housed.

54010.22.2 Correspondence between Inmates in SHU/ASU/PSU/THU/BMU

Wardens at institutions where there are Security Housing Units (SHU), Administrative Segregation Units (ASU), Psychiatric Security Units (PSU), Transitional Housing Units (THU), and Behavior Management Units (BMU), shall, in their local procedure, outline any further restrictions on correspondence due to safety and security concerns. The local procedure shall follow the processing procedures outlined in DOM Subsection 54010.21.

The most restrictive an institution can be is to limit correspondence between inmates to only the following:

- Immediate Family Members as defined in CCR Section 3000.
- Co-litigants on active cases, until the case is resolved.
- Incarcerated natural parent of the inmate's child.

A facility may not restrict mail privileges between an inmate and any of the above three types of correspondents, unless they violate CCR Section 3006 or other aspect of the regulations.

54010.22.3 Transfers

Approval to correspond, pursuant to DOM Section 54010.21, shall remain in effect upon transfer to another departmental facility or another parole office.

If an inmate's transfer is based on case factors that create security concerns, such as placement in SHU/ASU/PSU/THU/BMU, a reexamination by

committee of all approved correspondence shall be conducted. The CCI shall review and recommend to committee whether to continue approval of the correspondence.

54010.22.4 Unapproved Correspondence

If an institution/parole office receives mail from an unapproved inmate/parolee correspondent, staff shall mark the envelope with "Not an Approved Correspondent" or equivalent language and return it to the sender.

54010.23 Mailing of Confidential Documents with Inmate Trust Account Withdrawals

Confidential mail submitted with a CDC Form 193, Trust Account Withdrawal Order, to pay for filing fees or other costs, may be left unsealed so that the voucher (check) can be enclosed after the trust account withdrawal has been processed. Inmates who do not wish to forward this type of mail unsealed should attach a stamped, appropriately addressed envelope to the confidential mail so the check can be enclosed and forwarded in the extra envelope.

54010.24 Mail Returned by the U.S. Post Office

All undelivered letters and packages returned to an institution/facility by the post office shall be opened and inspected before being returned to the inmate. This inspection is to determine if the content originated with the inmate sender identified on the letter or package, and to prevent the transmission of contraband, material, substances, and property that an inmate is not authorized to possess in the correctional facility.

The inspection of returned mail includes regular mail and letters that were mailed as confidential correspondence.

In the case of returned confidential correspondence, the envelope shall be opened in the presence of the inmate. It shall be examined and read to the degree necessary to determine if it was sent by the inmate and opened or tampered with before its return to the institution/facility. Upon completion of this examination, the returned correspondence shall be given to the inmate. Any contraband found in the returned correspondence shall be confiscated and processed per DOM Section 54010.15. Appropriate disciplinary action shall be taken.

54010.25 Un-mailed Correspondence

If for any reason set forth in this Article, any First Class Mail is not accepted for mailing, or is accepted for mailing but is not properly mailed, the inmate shall be notified in writing of the reason for refusal to accept or to promptly mail the item(s). When the delay in mailing exceeds 5 business days the notice shall be sent and shall include the disposition of such mail. Unless retention of such mail is required in administrative, legal, or disciplinary proceedings against the inmate or other persons, it shall be promptly mailed or returned to the inmate.

54010.26 Forwarding Mail

Mail received for an inmate who has been transferred from the institution/facility where the mail is received, shall be immediately forwarded to the institution/facility, administrative office or agency that has current custody of the inmate.

Mail addressed to an inmate who has been transferred or released shall not be returned to the sender as "Addressee Unknown" unless the individual has been discharged from CDCR.

First Class Mail and Periodicals addressed to an inmate who has been transferred within the CDCR shall have a label affixed with the current address and shall be forwarded via the USPS. For inmates who have paroled, the affixed label shall state "Parole Region # _____" and shall show that Parole Region's address. Whenever possible, the Offender Based Information System should be accessed and the parolee's mail should be forwarded to the specific unit that is listed.

Standard Mail that has a "Mailer Endorsement", but is undeliverable because the inmate is not currently housed at the institution, shall be returned to the USPS for processing. Mailroom staff shall affix a label to the Standard Mail piece showing the correct address before returning it to the USPS for processing. For inmates who have paroled, the label affixed to the Standard Mail piece shall state "Parole Region # ____" and shall show that Parole Region's address. The Mailer Endorsement will appear either near the address block or below the return address in the top left corner of the mail piece. A mailer endorsement is any of the following phrases:

- Address Service Requested.
- Forwarding Service Requested.
- Change Service Requested.
- Return Service Requested.

Staff may dispose of any Standard Mail piece that does not have a Mailer Endorsement, and that is undeliverable because the inmate is not currently housed at the institution.

Daily newspapers that are delivered by courier will not be forwarded nor will they be held for an inmate who is temporarily away from the facility for longer than 72 hours. Exceptions will be made when the absence results from the inmate's participation in Department or facility approved activities such as a community release program, firefighting, or other disaster control assignments. Newspapers that are delivered by the USPS will have a forwarding address label affixed and shall be returned to the USPS for processing.

54010.27 Forwarding Confidential Correspondence from the Court

All confidential correspondence for inmates that must be forwarded will be done on a daily basis. If delivery of confidential correspondence from the courts is impeded because the addressee's name and CDCR number do not conform to each other, the mailroom will contact the Litigation Coordinator who will telephone the court to clarify the identification of the addressee in order to expedite delivery of confidential correspondence. Staff will document their efforts to identify the addressee when confidential correspondence from the courts cannot be delivered. The Litigation Coordinator will inform the courts of the circumstances preventing delivery.

54010.28 Appeals Relating to Mail and Correspondence

Inmates, their correspondents, and publishers may appeal Department regulations, and their application relating to mail and correspondence.

Inmates shall use established appeal procedures as provided in CCR, Section 3084, etc. seq.

Persons other than inmates should address any appeal relating to Department policy or regulations to the Secretary of the California Department of Corrections and Rehabilitation. Appeals relating to a specific institution/facility procedure and/or practice shall be addressed in writing to the Warden or Associate Director of the institution/facility where the appeal issue arises. A written response shall be provided within 15 business days. Appeals that are not satisfactorily resolved at this level may be forwarded in writing to the Secretary who shall provide a written response within 20 business days.

54010.28.1 Appeals of Withheld Mail

An inmate who submits an appeal in accordance with CCR Section 3084, after being noticed that mail is being withheld pending appeal, shall stay any disposition of the mail until an appeal decision is made at the third level of appeal review.

If the inmate's appeal is denied at the third level of appeal review, the item of mail shall be disposed of per CCR 3191(c).

54010.29 Complaints from Recipients of Inmate Mail

If the receiver of any mail, confidential or non-confidential, directs a written complaint to the Department administration or to institution/facility officials, consideration shall be given to any reasonable remedy sought by the individual. This may include discussion of the complaint with the inmate in an attempt to resolve the matter, reading of all mail, including confidential mail addressed to the individual, and either disallowing only that which appears to perpetuate the problem, or disallowing all mail to the individual. Complaints and requests for action which would, if approved, restrict an inmate's correspondence, and any action taken in response to such complaints or requests shall be fully documented via CDC Form 128 B, Chrono-General. The inmate shall receive a copy of the documentation and the original shall be placed in the inmate's C-file. An exception to the prohibition contained in Section 54010.12 against placing copies of an inmate's personal correspondence in the inmate's C-file may be made under the circumstances described herein.

54010.30 Temporary Absence

Mail shall be held for an inmate who is temporarily away from the institution/facility when the inmate's return is anticipated within one week.

54010.31 Revisions

The Director, Division of Adult Institutions, or designee shall be responsible for ensuring that the contents of this Article are kept current and accurate.

54010.32 References

PC § 2601.

United States Postal Service, Domestic Mail Manual

CCR 15, Chapter 1, Subchapter 2, Articles 1, 4, 5, 6, and 9.

CCR 15, Chapter 1, Article 1, Section 3009.

ACA Standards 2-4369, 2-4370, 2-4371, 2-4372, 2-4373, 2-4374, 2-4375, 2-4376, 2-4377, 2-4378, 2-4334, and 2-4226.

ARTICLE 42 — VISITING

Revised May 1, 2003

Updated May 10, 2010

54020.1 Policy

The California Department of Corrections and Rehabilitation (CDCR) encourage inmates to develop and maintain healthy family and community relationships. It is a privilege for inmates to have personal contact visits while confined in CDCR institutions and facilities. Visiting in CDCR institutions and facilities shall be conducted in an accommodating a manner as possible in keeping with the need to maintain order, the safety of persons, the security of the institution/facility, and the requirements of prison activities and operations.

Employees are to be alert, courteous, and professional in their dealings with inmates, inmate visitors, and members of the public. The employee shall maintain a helpful, but professional, attitude and demeanor.

Except as is necessary to enforce standards of conduct, prevent the introduction of contraband, and ensure valid identification, visitor privacy shall not be imposed upon.

Video-recording devices may be utilized in visiting areas, excluding family visiting units or confidential attorney consultation areas.

Smoking is prohibited in all CDCR facilities/institutions. All tobacco and tobacco products are prohibited.

54020.2 Purpose

This Article establishes methods and procedures to administer the inmate visiting program and provides operational direction to staff, inmates, and visitors.

54020.3 Definitions

Revised September 25, 2007

Minor

As used in this Section, a minor is an unemancipated person, under 18 years of age, who is not the spouse of the inmate being visited.

Clothed Body Search

A clothed body search entails individuals being physically searched by staff. Staff will use their hands to conduct a security search of the person in question. Additionally, staff may use other detection devices to conduct such security searches. Individuals may also be asked to remove outer garments, heavy clothing, and/or shoes to complete the security search.

Unclothed Body Search

An unclothed body search may consist of the removal of a portion or all of an individual's clothing so as to permit a visual inspection by staff of the body and body cavities for security reasons. Additionally, staff may use other non-intrusive detection devices to conduct the security search of the person in question.

Immediate Family Members

In accordance with California Code of Regulations (CCR), Title 15, Division 3, Section 3000, immediate family members are defined as:

- Legal spouse.
- Registered domestic partner.
- Natural parents.
- Adoptive parents, if the adoption occurred and a family relationship existed prior to the inmate's incarceration.
- Stepparents or foster parents.
- Grandparents.
- Brother or sister, stepbrother or stepsister, foster brother or foster sister.
- Natural children, adoptive children, and grandchildren of the inmate.
- The inmate's legal stepchildren.
- Aunts, uncles, and cousins are not considered immediate family members unless a bona fide foster relationship exists.

Exclusion

An administrative action by the Director or institution head to bar, for cause, a person from entering a CDCR institution/facility when that person would otherwise be permitted to enter.

Suspension

An action by the institution head or designee, which temporarily ceases the visiting program or suspends an individual visitor's access to the visiting program for a specified time.

Termination

An action by the official in charge of visiting, which ends a visit in progress.

Revocation

The denial of visiting privileges or access to the institution/facility for an indeterminate length of time when visiting has been previously approved.

54020.4 Access to Visiting Policies and Regulations

New inmate arrivals shall receive current written local visiting procedures.

Institutions/facilities shall allow visitors access to all visiting policies and regulations. Copies of all visiting regulations and policies shall be maintained by visiting staff to provide access to all interested parties.

Institutions/facilities shall post visiting dress standards and a schedule of visiting days and hours in all visiting centers and processing areas.

54020.5 Dignitaries

Dignitaries, as defined in DOM Chapter 1, Article 14 shall be required to produce official identification, sign the official visitor's log book, receive a visitor's pass, and declare and present the contents of briefcase, computer bags, or other allowable property for evaluation.

Refer to DOM Chapter 1, Article 14 for definitions and instructions related to tours and visits by official visitors and dignitaries.

54020.6 Official Visits by Other Departments/Agencies/Foreign Officials and Other Distinguished Visitors

Officials of other departments/agencies/foreign officials and other distinguished visitors shall be required to produce official identification, sign the official visitor logbook, receive a visitor's pass, and submit to a search consisting of a contraband/metal detection and visual search of briefcase or other allowed property.

- Commissioners and Deputy Commissioners of the Board of Parole Hearings are not required to submit to contraband/metal detection inspections.

Refer to DOM Chapter 1, Article 14, for definitions and instructions related to visits by members of other departments/agencies.

54020.7 Visiting Days and Hours

Each institution/facility shall establish a schedule that provides a minimum of 12 visiting hours per week. Each institution head shall develop an operational supplement to this Section, which includes their respective visiting schedules as follows:

- Visiting days.
 - Four-day visiting: Thursday through Sunday.
 - Three-day visiting: Friday through Sunday.
 - Two-day visiting: Saturday and Sunday.
- Visiting hours.
 - Holiday visiting schedule.
 - Security Housing Units (SHU) and Administrative Segregation Units (ASU) visiting requirements.
 - The institution/facility shall specify procedures and criteria for scheduling an appointment.

Any routine modification to visiting hours and/or days shall be posted in areas accessible to visiting participants at least two weeks prior to implementation. Inmates may visit only during non-work/training hours including "S" time, except as provided in CCR Section 3045.

Emergency Modifications of Visiting Schedule Information

Visiting may, without prior notification, be terminated, temporarily suspended, or modified in response to an institution/facility emergency as determined by the institution head or designee. Modification of the visiting schedule, including updates to the telephonic visiting information system, shall be posted as soon as practical. The visiting supervisor or designee is responsible for ensuring that the telephonic visiting information system is kept updated on a daily basis to ensure minimal impact on visitors.

54020.8 Visitor Application Procedure

All adult visitors shall be required to obtain the institution/facility's approval before being permitted to visit, except as otherwise authorized in this Article.

Visitor applicants shall complete and sign a CDC Form 106, Visiting Questionnaire. In order to retain the status of approved visitor, the CDC Form 106 shall be updated whenever there is a change in the visitor's address, telephone number, or arrest history or periodically upon request. Visitors who have no changes to their personal or arrest history may annotate

such by resigning and dating the existing CDC Form 106. The frequency of any periodic update initiated by the institution/facility shall be no more than once every two years.

Upon receipt of an updated CDC Form 106 and absent information that would warrant immediate disapproval, the visitor shall be allowed to visit pending review and approval of the updated information.

A new CDC Form 106 shall be submitted prior to visiting any inmate returned to an institution/facility from parole, or admitted into a substance abuse treatment control unit while on parole.

Any visitor approved at one institution/facility shall be approved to visit the same inmate upon a transfer to another institution/facility provided the visitor's approval status remains unchanged.

The CDC Form 106 shall be processed as follows:

- The inmate is responsible for mailing CDC Form 106 to any prospective visitor(s).
- The applicant shall return the completed form with an original signature via a common carrier or personal delivery to the institution, Attn: Inmate Visiting.
- The CDC Form 106 shall not be accepted from inmates.
- Visiting staff will process only those Visiting Questionnaires that have been sent by the inmate to a prospective visitor in accordance with the provisions of CCR Subsections 3172(a) and (e). Forms reproduced from any other source, such as from an Internet download, will not be accepted for processing.
- Some other legitimate verification of inmate mailing of the questionnaire may be proved with an original dated signature provided by the inmate on the form in question. Questionnaires lacking such inmate mailing verification may not be processed absent alternative proof that the requirements of 3172(a) have been met or there is explanation for the absence of a signature.

Acceptable explanations for the absence of a signature include, but are not limited to:

- A documented physical and/or mental condition or disability that may exclude the inmate from mailing and/or signing the questionnaire.
- Verification of inmate mailing has been established by other means, such as a date officially stamped by the institution or by a staff signature.
- In accordance with CCR Subsection 3172(e) the visitor has been directed to update a questionnaire on file by designated staff in conjunction with a periodic review or a change in name, address, telephone number, or arrest history.
- When the completed CDC Form 106 is received and processed at the institution/facility, the inmate shall receive a CDC Form 887, Notice of Visitor's Approval/Disapproval.
- Inmates shall be responsible for notifying visitor applicants of their approval to visit.

Visitors may be required to contact the Department of Justice regarding their criminal or arrest history.

54020.8.1 Approval/Disapproval of Application to Visit

The authority to approve or disapprove a CDC Form 106 shall not be delegated below the rank of correctional sergeant, parole agent II, or correctional counselor II.

An application to visit may be disapproved in accordance with CCR Section 3172.1.

54020.8.2 Arrest History Inquiry

Upon receipt of the CDC Form 106 an arrest history inquiry shall be completed and a determination to approve or deny visiting should be made within 30 working days at a minimum, a Criminal Identification and Information (CI&I) report shall be obtained if the California Law Enforcement Telecommunication System lists a CI&I number for the applicant.

Reasons for delay beyond 30 days may be provided to prospective visitors upon inquiry by the individual applicant.

Notification

If the visiting application is disapproved, the applicant and the inmate shall receive from visiting staff via CDC Form 887, written notification of the disapproval and the process to appeal the decision. The visitor shall be informed of the specific reason(s) for disapproval.

54020.8.3 Reconsideration of Disapproval

Reconsideration of disapproval shall occur at the end of the denial period upon receipt of a new CDC Form 106 subject to the provisions of CCR Section 3172.1.

54020.8.4 Revocation of Approval to Visit

An individual's approval to visit may be revoked when:

- Information that would have resulted in visiting denial becomes known after visiting approval has been granted.
- Any activity or event occurs subsequent to an approval to visit that would have resulted in disapproval of the initial application.

54020.8.5 Violations of State Law on Institution/Facility Property

Visitor violations of State or federal law on institution/facility property may be referred to prosecuting authorities in accordance with CCR Section 3176.2. The visitor's visiting privileges shall be revoked pending investigation and/or court disposition. If the visitor is not prosecuted or not referred for prosecution, the visitor shall be subject to action in accordance with CCR Subsections 3176.2(a) and (b). If the visitor is found not guilty or a court dismisses the charges, visiting approval may be restored upon the written request of the visitor.

54020.9 Extenuating Circumstances for Visitor Approval

Revised September 25, 2007

Exceptions to approval requirements for visitors may be made when death, life-threatening illness, or injury occurs to an immediate family member, including registered domestic partner, of the inmate.

Family emergency exceptions shall be made only for an inmate's immediate family members as defined in Section 3000 of the Title 15 or clergy.

Each request to visit because of a family emergency shall require proof of the emergency and approval of the supervisor in charge of visiting.

Visitors must present acceptable picture identification and pass an arrest history inquiry in accordance with this Section.

The visit shall be conducted under the direct supervision of visiting or designated staff.

54020.10 Visiting Requirements for Minors

Minors shall be accompanied by an adult who has been approved to visit the inmate.

Approval of an emancipated minor's visit requires a one-time submission of a certified copy of the court order of emancipation. Staff shall make a copy of the order, note that the original is certified, and place it in the inmate's visiting file. Verification of the order shall be noted in the automated visitor information system. The emancipated minor is subject to all the rules and regulations as set forth for adult visitors.

If the accompanying adult is not the parent, legal guardian, or spouse of the minor, a notarized written consent shall be required from the person with legal custody of the minor, or a certified copy of a court order authorizing the minor to visit while accompanied by a designated adult.

- The notarized written consent or court order shall state the duration of approval and must be presented each time the minor visits. The notarized written consent must be renewed annually.
- A copy of the notarized consent form or court order shall be retained in the inmate's central file and visiting file.

54020.10.1 Visiting Restrictions for Minors

Revised May 10, 2010

Any inmate convicted of specified criminal acts against minors shall be prohibited from visiting with minors in accordance with provisions of CCR Section 3173.1.

- For inmates convicted of Penal Code (PC) Section(s) 261, 264.1, 266c, 285, 286, 288, 288a, 288.5, or 289 when the victim is a minor, visitation with the minor victim shall be prohibited, except as authorized by an order of the juvenile court pursuant to Welfare and Institutions Code Section 362.6. Visitation pursuant to such an order shall be limited to non-contact status.
- For inmates convicted of PC Section(s) 261, 264.1, 266c, 269, 285, 286, 288, 288a, 288.5, or 289 when the victim is a minor, visitation with any minor who is not the victim of the crime shall be limited to non-contact status except as authorized by the Institution Classification Committee.
- For inmates convicted of PC Section(s) 273a, or 273d, visitation with the minor victim shall be limited to non-contact status.
- For inmates convicted of violating PC Section(s) 187, 269, 273a, 273ab, or 273d, when the victim is a minor, visitation with any other

minor shall be limited to non-contact status except as authorized by the Institution Classification Committee.

- When an inmate has been arrested, but not convicted of any crime involving a minor victim included in this Section, a classification committee shall determine whether all visitations with a minor(s) is to be limited to non-contact status.
- Unless otherwise prohibited, the inmate's visiting status shall be unrestricted until a classification committee has done the following:
 - Made a case-by-case determination whether the inmate poses a threat of harm to minor visitors in contact visitation.
 - Considered the circumstances of the misconduct involving a minor victim in determining whether the inmate poses a threat of harm to minor visitors in contact visitation. In making its determination, the classification committee shall consider, but is not limited to, arrest reports, probation officer reports, court transcripts, and parole revocation transcripts.
- If a classification committee determines that the inmate will pose a threat of harm to minor visitors in contact visitation, it will order all the inmate's visitation with minors be restricted to non-contact visiting status.
- If the inmate disagrees with the decision of a classification committee, the inmate may file an inmate grievance via the CDC Form 602 appeal process as outlined in CCR Sections 3084.1 through 3085.

54020.11 Processing Visitors

Upon arrival at the visitor processing area, the visitor shall complete a CDC Form 1000, Visitor Pass.

Visiting staff shall:

- Request picture identification in accordance with this Article. A certified copy of each minor's birth certificate or county-embossed abstract of birth shall be presented.
- Verify approval to visit via the CDC Form 120, Visiting Record, or automated visiting system.
- Determine visiting status; e.g., non-contact, order for an unclothed body search or other restriction/instructions, and follow any special instructions posted on the automated visiting system.
- Enter the date of the visit on the automated visiting system.
- Stamp the right wrist of all visitors age seven and older with fluorescent ink prior to their entrance into the institution/facility.
- Search/Inspect all visitors in accordance with CCR Section 3173.2.

Staff shall identify visitors prior to their exit from the institution/facility by positive physical identification, inspection of their identification card, CDC Form 1000, and wrist stamp.

54020.11.1 Visiting Program Reasonable Accommodation

Revised December 16, 2010

Subject to the Americans with Disabilities Act and other applicable law, reasonable accommodations shall be afforded visitors and inmates with disabilities to facilitate their full participation in contact, non-contact, and family visiting.

54020.11.2 Processing Visitors with Medical Implants, Prosthetic, or Assistive Devices

Revised May 10, 2010

Visitors with temporary medically implanted or prosthetic devices, wheelchairs, or other assistive devices who cannot clear contraband/metal detection devices shall be required to present a signed letter which includes the address, telephone number, and the California Medical License number (if applicable) of their physician, psychiatrist, prosthetist, or orthotist. Visitors with permanent medically implanted or prosthetic devices shall be required to present a letter with the initial submission of an application requesting visitation with an inmate. A visitor who had already been approved to visit and later has a permanent or prosthetic device(s) installed shall be required to submit medical verification as prescribed in CCR Subsection 3173.2(d). Once accepted, this verification will be incorporated into the visitor's visiting file and will only require update to coincide with changes to the visitor's permanent implanted or prosthetic device(s).

The verification letter shall:

- Be renewed at least every two years or coinciding with the requirement for updating visitor information.
- Detail the specific location of the medical implant or prosthetic device in or on the body.

- Detail the specific type of mobility impairment and verify the need for a wheelchair or assistive device.

Processing Visitors with Medical Implants or Prosthetic Devices

Staff shall conduct an inspection of the prosthetic device to the extent possible without the removal of clothing. A hand-held contraband/metal detection device shall be utilized to process visitors with medical implants.

Any required removal of prosthetic and medical implants for inspection will be done in private setting or area.

If reasonable suspicion exists to believe that a visitor is attempting to introduce contraband or substances into or remove contraband out of the institution and the visitor has a medical implant, prosthetic device, or uses a wheelchair or assistive device(s), a search will be initiated in accordance with this Section. A licensed physician, nurse, and/or medical technical assistant of the same sex shall be present to assist with the unclothed body search consistent with the duties of their classification.

Processing Visitors with Wheelchairs or Mobility Assistive Devices

The visitor shall be asked to temporarily transfer from his/her personal wheelchair to an institutional wheelchair while an inspection of the visitor's wheelchair is conducted.

Institution/facility staff are not authorized to physically assist the visitor with the wheelchair transfer.

Hand-held contraband/metal detection devices shall be used to process the visitor during the transfer from his/her personal wheelchair to the designated wheelchair.

If the visitor provides no written verification of impairment and/or need for assistive device and/or refuses to comply with the transfer, the visit shall be denied by the appropriate staff.

Visitors who present letters signed by their physician, etc., which details a specific type of mobility impairment which precludes the wheelchair transfer or verifies the need for using battery-powered or custom designed wheelchairs, shall be exempt from the wheelchair transfer requirement.

When an institutional wheelchair is not available or the visitor is unable to transfer to another wheelchair, the visitor is exempt from the transfer requirement.

Visiting staff shall conduct a visual inspection of the wheelchair and hand-held contraband/metal detection devices shall be used to process visitors deemed exempt from the wheelchair transfer requirement.

54020.12 Proof of Identity

Revised December 16, 2010

All Adult visitors shall present picture identification before being permitted to visit. The following are acceptable forms of identification for visitors:

- Valid driver's license with picture.
- Valid Department of Motor Vehicles identification card with picture.
- Valid government-issued passport with picture.
- Armed Forces' identification card with picture.
- Identification cards issued by the United States Department of Justice or United States Immigration and Naturalization Service.
- Picture identification Matricula Consular De Alta Seguridad (MCAS) issued by the Mexican Consulate.

54020.13 Inspection/Search of Visitors

Revised May 10, 2010

All persons, their property or possessions, and/or vehicles when on institution/facility property are subject to inspection/search to the degree necessary to ensure institution/facility security and prevent the introduction of contraband.

Visitors shall not be forcibly searched unless institution/facility officials possess a court-issued warrant to conduct the search or the visitor is being detained for unlawful actions or activities in accordance with CCR Section 3292.

54020.13.1 Contraband /Metal Detection Devices

All visitors shall be processed into the security area through a contraband/metal detection device and shall have property in their possession searched prior to being allowed entry into the institution/facility. Visitors shall remove all items from their pockets and remove jackets, belts, shoes, etc. These items shall be placed in a designated area for inspection by the visitor processing center staff.

A visitor who fails to clear any contraband/metal detection device may be required to submit to a clothed or unclothed body search prior to beginning a visit.

Before the clothed or unclothed search is conducted, authorization and visitor consent shall be obtained in accordance with this Article.

54020.13.2 Clothed Searches of Visitors

Revised May 10, 2010

Staff may conduct a clothed body search and use a variety of detection devices when the visitor fails to clear any contraband/metal detection device, or information has been obtained indicating that a visitor is in possession of contraband as described in DOM Chapter 5, Article 20.

Visiting staff of the same sex as the visitor shall conduct authorized clothed body searches.

In emergency situations, custody staff of either sex may conduct a clothed body search.

Removal of outer garments, heavy clothing, and possibly shoes may be requested to complete the security search.

Discretion shall be exercised when issuing instructions to persons being searched.

Clothed body searches may be conducted on reasonable suspicion.

54020.13.3 Unclothed Searches of Visitors

Revised May 10, 2010

Staff may conduct an unclothed visual body search and use a variety of detection devices to conduct a more intensive security search of the visitor's person when the visitor fails to clear any contraband/metal detection device, or information is obtained that a visitor is in possession of contraband as described in DOM Chapter 5, Article 20.

Unclothed searches are especially appropriate when clothed searches prove inconclusive and the presence of contraband remains a reasonable suspicion.

Unclothed body searches shall be accomplished in accordance with the following provisions and recorded on a CDC Form 888, Notice of Request to Search.

Visiting staff of the same sex as the visitor shall conduct authorized unclothed body searches. The search shall be conducted in a private setting, in a dignified manner, and by at least two staff members. Unclothed body searches may be done on probable cause.

Consistent with their duties or classification, a licensed physician, nurse, and/or medical technical assistant of the same gender shall be present to observe and assist in searches when an unclothed body search is required of visitors having a medical implant, prosthetic device, wheelchair, or assistive device(s).

Discretion shall be exercised when issuing instructions to persons being searched.

If staff identifies what appears to be contraband in a body cavity and the visitor refuses to remove the suspected contraband from the body cavity, the visitor shall be detained and referred to the local law enforcement agency.

When probable cause exists that a visitor has concealed contraband in a body cavity; local law enforcement shall be summoned. CDCR staff shall not perform any body cavity searches of visitors.

A copy of the CDC Form 888 excluding confidential information shall be given to the visitor.

54020.14 Visitor Consent for Search

When a clothed or unclothed body search of a visitor is authorized and/or necessary due to the failure to clear any contraband/metal detection device, the visitor shall be verbally informed of the reason(s) for the search and the name of the official ordering the search. Before the search is conducted, the visitor shall provide written consent by signing a CDC Form 888.

A CDC Form 888 shall be completed for each person searched, including minors. The parents or legal guardian of the minor shall be required to consent to the search of minor children by signing the CDC Form 888.

A copy of the CDC Form 888 and all information relied upon for ordering the search shall be sent to the institution head or designee immediately following the search.

Within 24 hours, a detailed written report shall be submitted to the institution head and shall include the following information:

- The reason for the clothed or unclothed search of the visitor's person or exceptional search of property or vehicle.
- The visitor's response.
- The results of the search.

On weekends and holidays, this report shall be submitted to the institution head on the first working day following the search.

54020.14.1 Refusal to Submit to a Search

Visitors who refuse to submit to a clothed or unclothed body search shall have their visiting privileges denied for that day. Future visits may be conditional upon the visitor's willingness to submit to a clothed or unclothed body search prior to each visit.

Any parent or legal guardian refusing to provide consent for clothed or unclothed search of a minor shall be denied the opportunity to visit that day.

The institution head may delegate authority, to authorize clothed and/or unclothed body searches of visitors and search their property or vehicles, to staff at the level of correctional captain or higher. The Administrative Officer of the Day (AOD) shall exercise this authority in the absence of appropriate staff.

The visiting supervisor/watch commander shall advise the captain/administrator in charge of visiting of a search of a minor. During non-business hours the AOD shall be notified.

54020.14.2 Documentation of Information Leading to a Search of a Visitor

When staff obtains information that indicates that a visitor may be in possession of contraband on institution/facility property, the employee shall document the information on a confidential memorandum.

The report shall include:

- The name and number of the inmate(s) intended to be visited.
- Visitor's name, physical description, personal relationship to the inmate; e.g., wife, sister, brother, etc. (if known).
- Specific details of the circumstances.
- Means by which the documenting employee obtained information.

The report shall be personally delivered to the correctional custody captain or designated staff for approval to conduct an unclothed body search of the designated person.

A written report documenting the reason for any exceptional probable cause search of a visitor's person, property, or vehicle shall be submitted to the institution head or designee by the official in charge of visiting no later than the first working day following the incident. This report will also include any visitor's response and the results of the search.

A copy of the CDC Form 887-B, Notice of Visitor Warning/Termination/Suspension/Denial/Revocation, with all confidential information redacted shall be given to the inmate whom the person visited or intended to visit, and to the prospective visitor(s). Additionally a copy will be placed in the appropriate section of the inmate's central file.

54020.14.3 Searching of Minors

The accompanying parent or legal guardian of the minor must consent to, and shall be permitted to, witness the search. The procedure to search a minor is as follows:

- A custody supervisor and at least one other staff member of the same sex of the minor shall be present during the search.
- Care shall be exercised not to traumatize the minor(s) being searched.

If personal contact is necessary to facilitate the search, it shall be performed by the parent or legal guardian at the direction of, and to the satisfaction of, the searching officer. If a minor experiences difficulty in comprehending instructions, the parent or legal guardian shall be utilized to relay instructions.

Simultaneous searches of minors of the opposite sex in the same area is prohibited.

If necessary, visiting staff shall supervise minors while separate searches are conducted.

54020.15 Allowable Visitor Items

Revised August 24, 2012

Visitors may be permitted to take the following items into the visiting area:

Miscellaneous Items

- One pair of eyeglasses.
- One handkerchief or a small package of tissues, no bandannas.
- One comb and/or hairbrush, non-metallic, no pointed ends or detachable parts.
- Two keys on a ring with no other attachments. One key may be an electronic car key.
- Visiting locker key.
- Identification.
- One transparent coin purse, maximum two compartments, maximum size of 6" x 8".

- Fifty dollars per adult visitor and twenty dollars per minor visitor, coin or one dollar bills only.
- Indian Medicine Bag. (Upon inspection and approval.)
- Two small (less than 12 inches in length) solid toys.

Baby Items

The following baby care items are permitted for each baby:

- One transparent diaper bag.
- Six disposable diapers.
- Three factory-sealed jars of baby food.
- Any combination of the following; two factory-sealed single serving size, ready to feed bottles of baby formula or two transparent plastic baby bottles, either empty or containing pre-mixed formula/milk/juice/water.
- Two factory-sealed, single serving size packets of powdered baby formula.
- One change of clothes.
- Single-layer baby blanket.
- One transparent pacifier.
- Factory-sealed baby wipes.
- One baby feeding spoon (plastic).
- One single-layer burp cloth.
- One infant carrier.

Necessary Reasonable Accommodations

The following items are permitted, as-needed, and upon submission of verifiable documentation from a medical doctor that a physical or mental limitation exists, for visitors who require reasonable accommodations to ensure that proper hygiene is met:

- One to two articles of clothing (pants).
- Two adult incontinence products (diapers).
- A container of cleaning wipes.
- Wheelchair and one additional assistive device (i.e., cane, walker, etc.).

The one or two articles of clothing (pants) shall be maintained in a secure location (e.g., locker at the visitor processing center readily available to the visitor as needed or the visitor's secured vehicle). When necessary, visiting staff shall provide a disposable jumpsuit and clear plastic bag for soiled diapers and/or articles of clothing. The visitor may use the jumpsuit to walk to the visiting processing center and retrieve clean articles of clothing previously stored there. The disposable jumpsuit will be collected and disposed of in accordance with institution procedures. The visitor will be allowed to return to the visiting room to resume their visit.

If necessary due to physical inability to walk and/or stand without an assistive device, visitors will be allowed to bring with them a wheelchair and one additional assistive device (i.e., cane, walker, etc.), to provide a sufficiently stable platform while in a toilet facility to allow a visitor to stand while a diaper and/or clothing is changed, and if necessary due to physical limitations, visitors are also allowed one non-inmate caregiver of the same sex to assist with personal hygiene needs as well as to assist the visitor back into or out of a wheelchair or toilet facility. Persons designated as caregivers must meet all visitor requirements set forth in DOM Article 42, Visiting.

Visitors requiring reasonable accommodations in order to meet proper hygiene, must submit with their visitor application, verifiable documentation from a medical doctor that a physical or mental limitation, for which accommodation is needed, exists. Approved visitors must bring with them a copy of this documentation on the day of the visit.

Photographs/Documents

Photographs, papers, or documents permitted into the visiting area for the inmate's examination shall be retained by the visitor and carried from the visiting room and the institution/facility at the conclusion of the visit.

Photographs, papers, or documents require approval of the institution/facility designated staff.

Ten approved photographs may be allowed; maximum size 8" x 10"; no false backs or instant photographs.

During processing, visiting staff shall:

- Inspect and count the items.
- Record the number of items on the visitor's CDC Form 1000.

Upon conclusion of the visit, staff shall again count the items verifying the amount with the number recorded.

The institution/facility shall provide, upon request, one pencil and notebook paper to be checked out by the adult visitor, as needed. At the conclusion of the visit, the pencil shall be returned to visiting room staff. The paperwork shall be inspected for contraband and the visitor shall be allowed to remove the paperwork from the institution/facility.

Institutions/facilities may provide games, children's books, crayons, and coloring books upon receipt of donations from the community.

54020.16 Lockers

Lockers may be available in some visitor processing areas for storage of items that are not permitted into the visiting areas.

The institution/facility shall not be responsible for the loss or theft of personal items left in lockers.

54020.17 Visitor Medication

Visitors may retain only life-sustaining, condition-stabilizing medication with the prescribing physician's written statement of its immediate need, and only in the physician's prescribed amount immediately required to sustain or stabilize the condition during the visit.

The physician's written statement shall include the physician's medical license number, address, and phone number.

All medication shall be in its original pharmacy container with the patient's name, pharmacy, name of medication, prescribed dosage, and the physician's name indicated on the container's label.

54020.18 Number of Approved Visitors

Limitations shall not be placed on the number of visitors approved to visit an inmate.

The number of visitors allowed in the visiting area at one time is limited as follows:

- No more than five visitors per inmate, including minors. Visitors in excess of five may be accommodated by means of rotation through the visiting area on a one time basis. Such rotation shall be considered a single visit in the event it is necessary to terminate a visit in progress.
- Non-contact visits shall not exceed three visitors, including minors. Visitors in excess of three may be accommodated by means of rotation through the visiting area on a one time basis. Such rotation shall be considered a single visit in the event it is necessary to terminate a visit in progress.

54020.19 Visitor Emergency Medical Assistance

Emergency medical attention may be provided to visitors who become ill, injured, or require medical attention while on institution/facility property. The responding staff member shall make every effort to preserve life.

- This may include first aid, CPR, and other life-saving measures for which the employee is trained and/or certified. Life support measures shall be continued until the medical personnel arrive.
- Staff may contact a visitor's relative or friend to assist in the transportation of the visitor. An ambulance may be summoned for visitors requiring emergency medical attention. The institution/facility is not responsible for payment of services provided by outside agencies.
- The watch commander shall immediately be notified, and the appropriate documentation shall be completed.

If a visitor alleges injury, or was involved in an accident on institution/facility property, a STD Form 268, Accident Report, shall be completed by visiting staff.

54020.20 Visitor Basic Dress Standards

Visitors shall remain fully clothed when visiting. Appropriate attire includes undergarments; a dress or blouse/shirt with skirt/pants or shorts; and shoes or sandals.

Visitors over 36" tall shall adhere to the following dress standards.

- Shoes or sandals shall be worn at all times. Shower shoes and bedroom slippers will not be allowed.
- Buttons, snaps, and zippers shall remain fastened.
- Undergarments shall be worn beneath translucent clothing, under all circumstances.
- For security reasons, no brassiere will have metal underwires.
- All shorts and skirts, including slits in the garment, shall not expose more than two inches above the knee when standing.

Prohibited Attire

Prohibited attire consists of, but is not limited to, the following:

- Clothing which, in any combination of shades or types of material, resembles state issued inmate clothing (e.g., blue denim or chambray shirt, blue denim pants, reception-center attire).
- Law enforcement, military-type, or camouflage-patterned articles of clothing including rain gear when not legitimately worn by an individual on active duty or in an official capacity.

Clothing that:

- Exposes the breast/chest area, genitals, or buttocks.
- By design, manner worn, or due to the absence of, allows the anatomical detail of body parts or midriff to be clearly viewed.
- Are sheer or transparent or excessively tight.
- Attire or accessories displaying obscene/offensive language, drawings, or objects.
- Head coverings, readily removable hair pieces, or gloves, with the exception of clear see-through rain gear for inclement weather.
- Any other clothing, garment, or accessory that when compared to the expressly specified standards above would warrant disapproval.

Exceptions

Hats, wigs, gloves, religious veils, or hairpieces are permitted with the prior written approval of the institution head or designee.

- Approval shall be based on verification of the visitor's necessity to wear the hat, wig, gloves, or hairpiece.
- Approval of hats and gloves shall be based on weather conditions at the institution/facility.
- Approved hats, wigs, gloves, religious veils, or hairpieces shall be inspected by visiting staff prior to the visit.

54020.21 Processing of Inmates

Revised January 4, 2006

Before allowing inmates into the visiting area, staff shall:

- Search the inmate in a manner consistent with institution/facility security prior to, and upon conclusion of, each visit.
- Verify the inmate's identity.

Inmates shall be permitted to take any of the following items into the visiting area:

- One handkerchief.
- One comb.
- One wedding band.
- One religious medal on a necklace.
- Prescription eyeglasses.
- Approved medical assistive device.
- Written or printed legal material or case-related documentation pertaining to the inmate's case for an attorney visit only.
- One article of approved Religious headgear may be worn in the visiting area.

54020.21.1 Inmate Visiting Dress Standards

Inmates shall wear only those items of state-issued clothing issued to them at the time of the visit.

Inmates are permitted to wear one each of the following state-issued clothing items:

- Shirt.
- Pair of pants.
- Belt.
- Jacket.
- Pair of socks.
- Pair of shoes.
- Under garments.

Inmates may wear the following state-issued or personal items, if allowed at the institution/facility at the time of the visit:

- Thermal clothing.
- Sandals or shower shoes may be permitted for inmates housed in institution/facility medical units.

Exceptions to the approved inmate attire shall be based on medical necessity, and authorized by the health care manager or treating physician.

54020.21.2 Authorization of Excused Time off for Visits

An inmate's work supervisor may approve excused time off (ETO) from a work assignment to participate in a visit in accordance with CCR Section 3045.2.

During lockdowns, when visiting programs have not been suspended, inmates prevented from working as a result of the lockdown may be permitted ETO visits during their normal work hours.

- When inmates are not required to report to their work assignments because of temporary suspension of the work program, they may be allowed to participate in ETO visits.

In each instance, the approval or disapproval of this action shall be documented on a CDC Form 128-B, General Chrono, by the approving authority.

Inmates should not be denied visiting opportunities solely on the basis of the unanticipated absence or temporary unavailability of their work supervisor.

54020.21.3 Inmate Refusal to Visit

Inmates may refuse to see a visitor. The refusal shall be documented on a CDC Form 128-B and shall be signed by the inmate. If the inmate refuses to sign the form, the staff member having knowledge of the refusal shall document the refusal on the CDC Form 128-B.

The original form shall be placed in the inmate's central file, a copy placed in the visiting file, and the visitor and the inmate shall be given a copy.

Refusal by the inmate to see a visitor on one occasion shall not result in the visitor's removal from the approved visitor list, unless the inmate requests removal.

Inmates who desire to remove a visitor from their visiting list shall make a written request to the supervisor in charge of visiting. It is the inmate's responsibility to notify visitors of their removal from the visiting list.

Visitors shall be removed from the visiting list on the date the request is received by visiting staff for a minimum of six months. The request for removal of the visitor will be retained in the visiting file.

The inmate may make a written request to place the visitor back on the visiting list in accordance with this Section at the conclusion of the six-month period.

54020.22 Non-Contact Visiting

Inmates assigned to Administrative Segregation Unit / Security Housing Unit (ASU/SHU) are not normally eligible for contact visits. On a case-by-case basis, the institution head or designee may allow contact visits for inmates in ASU.

Inmates not assigned to an ASU/SHU may be placed on non-contact visiting status for specific periods of time by disciplinary disposition, or classification committee action in accordance with CCR Sections 3170(d) and 3176.4.

Visitors who have made appointments in advance for non-contact visits shall be given priority.

- Non-contact visits shall be scheduled in one-hour increments and may be extended depending on space availability and scheduling. When overcrowding occurs, those who have visited at least one hour and who have been visiting for the longest time may have their visits terminated as outlined in CCR Subsections 3176(a)(9) and (10).
- Each institution/facility shall develop an operational supplement for the scheduling of non-contact visits.
- Inmates undergoing reception center processing shall be limited to non-contact visiting. If the physical plant does not allow non-contact visiting, the institution head shall develop an alternative visiting plan to allow visiting in accordance with this Section.
- Inmates determined to be disabled and housed at a reception center for periods exceeding 61 days solely due to their disability, shall be allowed regular visiting privileges in compliance with this Article.

54020.22.1 Temporary Imposition of Non-Contact Visits

Revised May 24, 2010

In accordance with CCR Section 3176.4(a) the ranking custody officer on duty, or the supervisor in charge of visiting, may temporarily impose noncontact visiting restrictions but may not deny visiting as a security measure.

Non-contact visiting may be imposed as a temporary measure for willful failure or refusal to abide by visiting regulations. This status may be invoked pending the outcome of a disciplinary or classification committee hearing. In addition, an inmate on non-contact visiting status may have all visits temporarily suspended when displaying disruptive behavior during a visit.

The reason(s) for the non-contact visiting status or suspension of visiting shall be documented on a CDC Form 128-B and the affected inmate shall be given a copy of the documentation.

Subsequent disciplinary or classification committee action shall supersede any temporary action.

54020.22.2 Non-Contact Visits for General Population Inmates

Non-contact visiting for general population inmates shall be imposed by a classification committee for specified periods of time when there is substantial reason(s) to believe that physical contact with a visitor(s) or with other inmates may:

- Endanger the safety of persons.
- Jeopardize the security of the institution.

Non-contact visiting may be imposed in accordance with CCR Sections 3170(d), 3176.3, and 3315.

54020.22.3 Review of Newly Arriving Inmates for Visiting Status

The initial classification committee shall review all newly arrived inmates who are eligible for general population placement to determine visiting status.

Criteria for imposition of non-contact visiting status shall include, but are not limited to:

- Violations of visiting regulations.
- Recent or repeated possession of contraband (such as money, narcotics, and/or paraphernalia, escape tools or devices, etc.), the evidence or circumstance of possession of which suggests illicit acquisition through the visiting process and/or from smuggling into the institution/facility.
- Assaultive, irrational, or bizarre behavior suggesting that the inmate has a high violence potential and may prove disruptive to the visiting program.
- Escape risk or escape history.
- The inmate is temporarily housed at an institution/facility of another law enforcement agency.
- The inmate may be placed on non-contact visiting if assigned to a drug rehabilitation program which requires non-contact visiting.

54020.23 Rule Violations Related to Visiting

A Hearing Officer or Senior Hearing Officer may place limitations and restrictions on an inmate's visits for specified periods of time when the inmate is found guilty of rules violations related to visiting, distribution/possession of controlled medications, or possession of contraband likely to have been introduced through visiting;(i.e., money, jewelry), or by classification committee action in accordance with CCR Sections 3170.4(e) and 3315.

54020.24 Food in Visiting Areas

Visitors and inmates are permitted only those items purchased in their respective visiting areas.

- Inmates and visitors may not take any food items from the visiting area.
- Visitors at CDCR Conservation Camps are permitted to bring the following vendor-sealed food items to the picnic visiting area:
- Prepared, non-marinated, unprepared, and/or lunch meats.
 - Cheeses.
 - Non-alcoholic beverages.
 - Six 12-ounce unopened cans or plastic bottles per inmate and visitor.
 - One unopened quart of milk per inmate and visitor.
 - One unopened six-ounce jar of instant coffee.
 - One unopened 16-ounce jar of barbecue sauce and/or steak sauce.
 - Individual sealed condiment packets: ketchup, mustard, mayonnaise, relish, sugar, etc.
 - One large unopened bag of chips per inmate and visitor.
 - Four hot dog buns per inmate and visitor.
 - Four hamburger buns per inmate and visitor.
 - One package of tortillas per inmate and visitor.
 - Two unsliced fruits per inmate and visitor.
 - One potato per inmate and visitor.
 - One onion or pepper per inmate and visitor.
 - Two bakery product servings per inmate and visitor.

Food items taken into designated visiting areas shall be consumed during the visit or taken from the visiting areas by the visitors at the conclusion of the visit.

54020.25 Visiting Photo Program

Photographs may be taken of the inmate and/or visitor in designated visiting area locations when purchased through the institution/facility's photo program.

Inmates and visitors shall be authorized to retain any approved photographs taken during the visit.

54020.26 Visiting with More Than One Inmate

Revised September 25, 2007

Except for visits with immediate family members as defined in Section 3000 of the Title 15, visiting with more than one inmate at the same time shall require the approval of the institution head or designee. Consistent with all other requirements specified in DOM 54026.10.1.

Visiting more than one inmate at the same time shall require that both inmates are approved to visit in the same visiting room and that either:

- The visitor(s) has prior written approval from the institution/facility head or designee, or
- The visitor(s) and inmates are immediate family members including registered domestic partner.

54020.27 Visiting in CDCR Hospitals and Infirmaries

Revised September 25, 2007

Authorization from the health care manager and the correctional custody captain or AOD shall be obtained to approve visits for inmates housed in CDCR infirmaries or hospital facilities.

- Visitors shall be immediate family members including registered domestic partner.
- Visitors shall be supervised by custody staff during the visit.
- Approval for visits by minors shall be obtained from the institution head or designee.
- Visitors shall only be authorized to retain two keys on a single key ring (with no attachments), life sustaining medication, and a valid form of identification.

The length of visiting in a CDCR infirmary, hospitals, or community hospitals shall be determined by the institution head or designee based on staff availability.

54020.28 Visiting in a Community Hospital

Revised September 25, 2007

Visits for inmates in a community hospital may be approved under the following conditions:

- The inmate has a life-threatening or critical illness/injury.
- The visitor is an immediate family member including registered domestic partner.
- The visitor has prior approval to visit the inmate in an institution/facility.
- The institution head or designee approves the visit.
- The attending physician authorizes the visit.

Visitors in a community hospital shall comply with the CDCR visiting rules and any restrictions or requirements imposed by the institution/facility or hospital.

The length of visiting in a CDCR infirmary, hospitals, or community hospitals shall be determined by the institution head or designee based on staff availability.

54020.29 Visiting Conduct

Revised May 10, 2010

Each inmate and visitor is responsible for their conduct during visits. Violation of laws, whether or not on CDCR property, and/or CDCR policies or regulations, may result in restrictions, suspension, denial, revocation of visiting privileges, and/or arrest.

An inmate and their visitor may briefly embrace and kiss at the beginning and end of each visit. Except for holding hands, no other body contact is permitted except as specified below:

- An inmate may hold his or her minor children. Inmates may also hold minor children accompanied by an adult. Such contact will be monitored to ensure compliance with CCR Sections 3007 (Sexual Behavior) and 3173.1 (Visiting restrictions with minors).

- Nursing mothers shall be discreet and covered when breast feeding their child in the visiting room. Failure to do so shall result in termination of visiting for that day.
- Minors shall remain under the constant control and supervision of the accompanying adult.
- Visitors shall not leave the designated visiting area except at the conclusion of the visit.

All food or beverage items shall be consumed or disposed of at the conclusion of the visit. During contact visits, the inmate and visitor may exchange or examine any items of property or consume any items of food or beverage that either party is permitted to bring into or purchase in the visiting area. Inmates may retain photographs that were taken during the visit.

- Inmates shall not retain any items taken into any visiting area by the visitor except legal materials approved in accordance with CCR Subsections 3178(n) and (o).
- In accordance with CCR Section 3006, inmates shall not be authorized to possess contraband as defined in CCR Section 3000.
- Inmates shall clean their respective visiting area upon conclusion of the visit.

54020.29.1 Suspension or Exclusion of Visitors from the Visiting Program

Revised May 10, 2010

All visitors entering the institution/facility for the purpose of visiting an inmate are subject to all applicable policies, regulations, local procedures, and laws:

- Visitors violating a policy, regulation, or law are subject to denial, suspension, or revocation of a visit in progress or exclusion from the visiting program in accordance with CCR Subsections 3176-3176.3.
- Actions affecting a visitor's access to the visiting program shall be recorded on a CDC Form 887-B.

When verbal warning and/or restrictions fail to achieve compliance, or fail to correct the conduct by a visitor, the visit shall be terminated for the day.

For serious or repeated violations of the rules, regulations, or procedures and/or upon belief of the visitor's involvement in a criminal act and pending the outcome of an investigation, the official in charge of visiting may impose a suspension of the visitor's access to the visiting program for up to six months in accordance with CCR Subsection 3176.1(c).

- The institution head or director or designee, as appropriate, and in accordance with CCR Subsections 3176.1(d) and (e), may impose suspension for up to twenty-four months when visitors are involved in misdemeanor or felony criminal activities on institution/ facility property.
- Subsequent discovery of information that would have resulted in disapproval or disqualifying contact are grounds for revocation of the previously granted permission to visit an inmate.

The warning, visit termination, suspension, and revocation information recorded on the Form 887-B shall clearly state the reason for the action and the length of time any sanction or action taken will apply. The notification content of the form shall include the signature of the official taking the action and advise the visitor of the right to appeal in accordance with CCR Section 3179. An original shall be provided to the visitor at the time of the action or mailed to the visitor's last known address within five working days of the action. Copies shall be placed in the inmate's central and visiting files and forwarded to the institution head.

In all instances of exclusions made in accordance with the provisions of CCR Subsection 3176.3, a written report will be made to the Director via the Deputy Director, Division of Adult Institutions or appropriate Associate Director designee within two working days of the effective date of the order.

54020.30 Denial or Termination of Visits Due to Overcrowding

Revised May 10, 2010

Visits may be terminated or denied when the visiting areas are in use to maximum capacity, and there are other approved visitors waiting to visit.

Termination of visits due to overcrowding shall be based on the recorded order of arrival time of the inmate (first in/first out). Exceptions to this termination procedure are as follows:

- Excessive distance: The visitor has traveled a distance of 250 miles or more and has not visited within the last 30 days. This exception shall be applied to allow two consecutive days of visiting.

- Disabled Visitor: A visitor who is certified as disabled as defined by California law and must rely on special transportation to the institution.
- Weddings: When a visitor is married to an inmate on that particular day.
- Family Emergencies: When death, serious illness, or injury occurs to an inmate's immediate family including registered domestic partner. Clergy or approved visitors may visit the inmate to offer condolences or inform the inmate of the occurrence.
- Infrequent Visits: When an inmate receives not more than one visit each six months. A visit meets this definition when the inmate normally receives few visits, and a visitor arrives unexpectedly.

When visit terminations are complete and the overcrowding situation persists, the visits of those remaining shall be terminated as necessary. When overcrowding occurs, those who have visited at least one hour and who have been visiting for the longest time may have their visits terminated as outlined in CCR, Subsection 3176(a)(9) and DOM Article 42, Section 54029.1.

Upon termination of a visit due to overcrowding, the official taking the action shall prepare a CDC Form 887-B explaining the reason for termination. The visiting supervisor authorizing the action shall sign the notice.

The original report shall be placed in the inmate's central file with copies to the institution head, the inmate's visiting file, the inmate, and the visitor.

Any visitor whose visit is terminated due to overcrowding shall not be allowed to re-enter on the day of termination.

54020.31 Suspension of Visiting Program

The institution head or designee may suspend the visiting program during an emergency.

54020.32 Attorney Visitations and Consultation

Inmates have a right to access the courts and the judicial system. It is the policy of the CDCR to facilitate both correspondence and personal consultation for this purpose.

An attorney visit is a private consultation between an inmate and his/her attorney or representative.

Conversations between an inmate and an attorney or attorney representative shall not be listened to or monitored with the exception of visual observation by staff as required for the safety and security of the institution/facility.

Attorneys or attorney representatives shall not be permitted to attend or participate in any conference or committee meeting of staff and the inmate concerned, except as may be authorized by law or regulation.

54020.32.1 Clearance and Approval for Attorney Visit

An attorney or attorney representative seeking an in-person consultation with an inmate shall contact the institution/facility at which the inmate is housed. Such request(s) shall be in advance and can be made in person, in writing, by telephone, or facsimile directed to the staff designated in the institution/facility's operational supplement to this Section.

The following personal and professional information is required in writing for approval of the attorney's request to visit:

- Inmate's name, CDCR number, and date of birth.
- Proof of the attorney's current registry, in good standing, with a state bar association and indication of the jurisdiction(s) licensed to practice law.
- The attorney's date of birth, mailing address, and valid driver's license or state-issued identification card number.

The requesting attorney must also report any prior felony convictions, explain any prior suspension or exclusion from a correctional facility, and declare one or more of the following:

- They are the attorney of record either by appointment by the court, appointment by the Board of Parole Hearings, or at the inmate's request.
- They have been requested by a judge to interview a named inmate for purpose of possible appointment as counsel by the same court.
- They are seeking to visit an inmate who may be a witness relevant to a legal matter.
- They are seeking to interview an inmate at that inmate's request for the purpose of possible representation.
- They have been requested by a third party to consult with the inmate when the inmate cannot do so because of a medical condition, disability, or other circumstance.

Any false statement or deliberate misrepresentation of facts specific to the information requested above shall be grounds for denying the request and/or cause for subsequent suspension or exclusion from all institutions/facilities administered by the Department.

- The attorney or attorney representative must present a copy of the declaration to staff prior to each visit with the specified inmate. The original declaration shall be maintained on file at the institution where the inmate is housed.
- Any written information required by CCR Subsection 3178(d) may be submitted by facsimile transmission.

Processing of Attorney Visit Requests

Upon receipt of the written request and required information, a California Law Enforcement Telecommunications System (CLETS) check through the Department of Justice and verification of the attorney's credentials through the governing state bar association shall be conducted. The institution/facility conducting this background check shall subsequently maintain and update, as appropriate, all records relevant to processing such requests. Once the clearance and verification has been obtained, the attorney shall be contacted to schedule the initial visit. The attorney clearance shall be granted only for the institution/facility that conducted the clearance.

Attorneys and attorney representatives must report any change in personal or professional information, arrest history, and declarations in order to retain their approval/clearance, which shall otherwise be indefinitely valid throughout the inmate in question's period of confinement at the institution/facility. Upon the inmate's return to custody, a new visiting request and declaration shall be submitted.

Each institution/facility shall maintain a current list of all approved attorneys.

Exceptional or Unscheduled interviews

Should an attorney believe information acquired in the course of a scheduled visit warrants immediate follow-up in the form of a separate interview with a different inmate, the opportunity for an exceptional or unscheduled interview with the other inmate may be requested at the conclusion of the visit in progress. Such requests shall be honored subject to reasonable operational limitations and upon completion of a declaration in accordance with the requirements of **DOM 54020.31.1**. If the request imposes an unreasonable burden on staffing or unduly disrupts an institution function, (i.e., interferes with count or feeding), it will be deemed unreasonable. Under such circumstances, the attorney shall be so informed and a visit with the inmate in question may be scheduled in accordance with the procedures set forth above.

54020.32.2 Inmate Notification of Attorney Visit

The visiting sergeant or designee shall notify the inmate of the scheduled attorney visit via the CDC Form 1081, Notice of Attorney/Legal Visit. It is the inmate's responsibility to appear for the visit at the scheduled time. Approval or disapproval of any attorney request to visit shall be documented on the CDC Form 887. If disapproved, the inmate shall be notified via the CDC Form 128-B.

Visits during Work/Training Hours

When an appointment is scheduled during an inmate's work/training hours, the inmate shall be released from the assignment.

54020.32.3 Attorney Visiting Hours

Attorney visits shall normally be accommodated and/or scheduled during the institution/facility's established regularly scheduled visiting hours and days.

When regular visiting is scheduled on both weekdays and weekends, the scheduling preference will be weekdays because of the personnel and resources needed for the greater volume of weekend visits by friends and relatives.

When an institution/facility regular visiting schedule provides for inmate visitation only on weekends, an attorney visit shall be scheduled as specified below upon request of the attorney or designated attorney representative. Upon authorization of the attorney visit, the visit shall be scheduled during weekday business hours.

With the exception noted below, attorneys or attorney representatives who have not been previously approved to visit should provide the institution in writing with the information required by **DOM 54020.32.1** no less than five business days in advance of the desired date of the visit.

This advance verification is necessary in order to conduct clearance checks, verifications, and to permit scheduling of available staff and facilities.

If the clearance cannot be obtained and approved prior to the requested visit date, the attorney or attorney representative shall be contacted and informed of the reasons for the delay.

Attorneys with a compelling need to visit an inmate during other than the established visiting hours shall submit a request to the institution head or designee.

- Written verification of a Board of Parole Hearings hearing or consultation, scheduled evidentiary hearings, and trial or court filings that are within 30 days from the date of the visit are examples of acceptably documented compelling or emergency need for the attorney visit.

Attorneys previously approved to visit at the institution/facility shall request private consultations no less than two business days in advance.

- Two business days written, faxed, or phoned notices to schedule an attorney visit are particularly appropriate for attorney visits during regularly scheduled visiting days, or when scheduling an attorney visit during a normal weekday at an institution that only provides for regular visiting during the weekend, or to schedule an attorney visit on a non scheduled visiting weekday because of scheduling conflicts or other declared need.
- When a previously approved attorney or attorney representative is unable to provide the two business days notice due to a scheduling conflict or for some other declared need, the institution head or designee may authorize a visit with 24-hour notice so long as the visit does not interfere with the safety and security of the institution/facility and as necessary to accommodate the attorney visit on a non scheduled visiting day.
- Under extraordinary circumstances, attorneys who have not been previously approved to visit and are unable to provide the required information within five business days may be authorized by the institution head or designee to visit with no less than **24-hour notice so long as the visit does not interfere with the safety and security of the institution.

54020.32.4 Location of Attorney Visits

Attorney visits shall be conducted in institution/facility visiting rooms.

Inmates shall be granted contact or non-contact visits, according to their visiting status at the time of the attorney visit.

- When a compelling need exists, the institution head or designee may grant an inmate on non-contact visiting status a contact attorney visit. Such visits shall occur in private visiting accommodations specified by the institution facility in accordance with this Section.
- If an attorney or attorney representative does not desire private accommodations, the attorney or attorney representative may visit the inmate on any regularly scheduled visiting day and shall be provided the same accommodations as a regular visit, with the exception that, notwithstanding the limitations of **DOM 54020.15**, legal documents may be exchanged in accordance with **CCR Section 3178(o)**.

54020.32.5 Processing

An approved attorney or attorney representative and any accompanying authorized support personnel shall be processed upon arrival at the institution/facility in the manner set forth in **DOM 54020.11**.

- Attorneys, representatives, and authorized support personnel with appointments shall be expeditiously processed, and if necessary to do so, may be advanced to the front of any processing line.

All items, legal or related case documents and required equipment or apparatus in possession of the above identified individuals, shall be inspected prior to entry into the institution/facility. Once inspected and cleared, these materials may then be conveyed into the confidential consultation area.

- Attorneys shall also be required to present proof of active registry with a state bar association and a copy of the declaration of the reasons for the consultation as specified above.
- Attorney representatives and litigation support personnel shall be required to provide valid written authorization by an attorney who has been cleared and approved in accordance with **DOM 54020.32.1**.

No more than two attorneys, or attorney representatives and litigation support personnel, may visit privately with an inmate or witness at the same time. Exceptions may be authorized by the official in charge of visiting when an attorney declares that litigation support personnel are needed to assist in the legal process/proceeding, commensurate with space and staff availability.

54020.32.6 Attorney Representatives/ Litigation Support Personnel

An attorney or court may designate, by name and in writing, representatives to interview an inmate or witnesses on behalf of an attorney. Such designated representatives shall be afforded the same accommodations and

services as an attorney, providing all other requirements of this Section are met.

Representatives acting on behalf of an inmate's attorney shall be one of the following:

- Private investigator, licensed by any state and sponsored by the attorney or appointed by the court.
- A law student sponsored by the attorney.
- An employee of an attorney, legitimate legal service organization, or licensed private investigator who is sponsored by the attorney or licensed private investigator.
- A legal paraprofessional sponsored by the attorney or appointed by the court.
- An investigator who is employed by a government agency, public agency, or public institution.

Litigation support personnel include, but are not limited to, the following individuals retained or sponsored by the attorney or attorney representative in a formal capacity as specified below:

- Certified language interpreters, sign language interpreters, and court reporters.
- Polygraph examiners.
- Licensed mental or medical health care professionals.

Such personnel may accompany the attorney or attorney representative during the private consultation in order to assist in the legal process, proceeding, or case investigation.

With the exception of licensed mental or medical health professionals, the attorney or attorney representative must accompany all litigation support personnel assisting in the performance of legal functions during any private consultation.

For purposes of this Section, verifiable proof of employment or sponsorship shall be, at minimum, a formal agreement between parties outlining the duties or services to be performed by the designee and the start date of such services.

54020.32.7 Authorization of Attorney Representative

A letter of authorization to act on the attorney's behalf shall be signed by the attorney or judge and the designee. The letter must be dated within 180 days of the visit and clearly indicate that the representative is a court appointee or authorized agent of the attorney as appropriate and specific to DOM 54020.32.6 and shall contain the following:

- The designee's name and position of employment or title.
- The designee's date of birth, driver's license, and Social Security number.
- Certification in the form of a license that the representative is a licensed private investigator retained by the attorney or appointed by the court; or valid identification that the investigator is employed by a government agency, public agency, or public institution; or a letter in the form of a declaration that the attorney representative is being sponsored by the attorney and that the attorney accepts responsibility for all actions taken by the attorney representative.
- The name and CDCR number of the inmate(s) to be visited.

Designations of litigation support personnel and personnel admitted in accordance with the deposition provisions of DOM 54020.32 shall be in writing, dated within 30 days of the visit, and signed by the attorney and/or judge.

- The letter of authorization, required designations, copy of any employment contract or sponsorship agreement, and declaration of purpose of visit shall be submitted to the institution head or designee for review.
- The letter of authorization shall be presented by the attorney representative or litigation support personnel, along with verifying proof of identity at the time of the scheduled visit and shall be subject to verification.

In declaring that the attorney assumes full responsibility for the actions of their designees, the attorney is certifying that the designee is performing a recognized legitimate legal function. Therefore, upon proof of misconduct or deliberate misrepresentation of the part of the designee or upon proof that the designee is not employed by or has no verifiable sponsored relationship with the attorney, the attorney risks losing the ability to designate others to act on their behalf or may face suspension of their own attorney visiting privileges on a departmentwide basis in accordance with CCR Section 3178(s).

54020.32.8 Exchange of Confidential Material

All items, documents, and case related materials conveyed into the confidential consultation area shall be inspected. The purpose of the inspection is to ensure the contents pose no threat to the safety or security of the institution/facility, including the introduction of unauthorized drugs, controlled substances, and/or contraband as defined in CCR Section 3006.

Staff may open and inspect, but shall not read any part of a legal written or printed document without the express consent of the inmate, attorney, or attorney representative.

All legal documents or associated case related materials the attorney or attorney representative provides or receives from the inmate are deemed necessary for the furtherance of a legitimate legal process, proceeding, or action. Therefore, the exchange of any other item or document can result in restriction, suspension, and/or exclusion of the attorney's visiting privileges on a departmentwide basis in accordance with CCR Section 3178(s).

After proper inspection, written and printed material may be exchanged. The attorney or attorney representative may retain, and take from the visiting area and institution/facility, any legal document or case related material given to him or her by the inmate and not otherwise prohibited by law or regulations. After inspection, inmates may retain and take from the visiting area any legal documents and case related materials not otherwise prohibited by law or these regulations and given to them by the attorney or attorney representative.

Staff shall limit inspection(s) to the extent minimally necessary to ensure that the contents pose no threat to the security or safety of the institution/facility.

Legal documents or case related materials refused by an inmate shall be returned to the attorney or attorney representative in person or by mail.

54020.32.9 Depositions

Depositions should be scheduled by prior arrangement. The attorney desiring the deposition must make a written request to the institution head or designee, which includes the following:

- Inmate's name and CDCR number.
- Deposition date and time.
- Name of court reporter.
- Name of videographer (if applicable).
- The court reporter's and videographer's date of birth, social security, and driver's license numbers.

The requesting attorney shall be responsible for notifying the court reporter of all requirements necessary for entry into the institution/facility in accordance with this Section.

54020.32.9.1 Audio Recording

With the inmate's consent, an attorney or attorney representative may record the interview. The institution/facility shall provide audio recording equipment.

The attorney or attorney representative must provide factory-sealed audio tape(s).

54020.32.9.2 Video Recording

With prior approval of the institution head and the inmate's consent, a video recording of the interview may be made.

- The attorney or attorney representative must provide factory-sealed videotapes.
- Unless provided by the institution/facility, video recording equipment shall be thoroughly searched for contraband.
- If the equipment cannot be searched without the risk of damage, the interviewer shall agree to pay for the cost of escort and control of the equipment while it is on institutional/facility property. Charges for the escort and control services shall be at the escort officer's current pay rate, including overtime, if applicable.

54020.33 Family Visiting General Information

Family visiting is a privilege earned by the inmate through successful program participation.

- Misconduct on the part of the inmate or visitor(s), violation of a law, rules, or regulation may be cause for termination of the visit.
- Family visits are restricted to the living quarters and the yard assigned for the family visit.
- Visitors shall not be permitted to leave and return during the visit.

54020.33.1 Inmate Family Visiting Eligibility

Eligibility for participation in the Family Visiting Program (FVP) is subject to the provisions of CCR Sections 3044 and 3177.

Family visiting shall be restricted as necessary to maintain order, the safety of persons, the security of institution, and required prison activities and operations, pursuant to CCR Section 3170.

54020.33.2 Inmate Applications for Family Visits

Revised September 25, 2007

Each inmate's assigned Correctional Counselor I (CC-I) is responsible for determining his/her eligibility to participate in the FVP.

Applicants shall submit their initial institutional request, on a CDC Form 1046, Family Visiting Application, to their respective CC-I.

The CC-I shall evaluate the following areas of specific interest:

- Escape history.
- Commitment offense and behavior history to determine eligibility, pursuant to CCR Section 3177(b) (1).
- Current case factors to determine eligibility pursuant to CCR Section 3177(d).

If the CC-I finds that based on criteria, the inmate is ineligible; they shall annotate specific reasons for denial on the CDC Form 1046.

If one or more of the above factors are present and the CC-I cannot readily make a determination for eligibility, a case conference with the CC-II and/or the Facility Captain shall be held to determine eligibility. If necessary, the case shall be referred to a classification committee for approval or disapproval.

Upon review and approval, the CC-I shall complete a CDC Form 128 B noting the approval and/or restrictions and forward a copy of it to the family visiting coordinator. After the initial approval, all subsequent requests shall be submitted on a CDC Form 1046, Family Visiting Application, directly to the family visiting coordinator.

Proof of marriage or registered domestic partnership shall be established by the family visiting coordinator. A certified copy of the marriage certificate or Certificate of Registered Domestic Partnership, issued by the Secretary of State, shall be presented to the coordinator prior to each visit.

Family visits shall be scheduled with specified family members as defined in Section 3000 of the Title 15. Once an application is submitted, no changes, or substitutions of visitors shall be permitted.

54020.33.3 Requests for Specific Family Visiting Dates

Inmates may request specific dates for a family visit. When applying for a specific family visiting date, inmates shall submit two alternate dates.

A reasonable effort shall be made to accommodate the inmate's preference; however, no scheduled family visit shall be canceled to accommodate a preferred date request.

If all requested dates are filled, the next available date will be determined by the family visiting coordinator and offered to the inmate.

54020.33.4 Notification of Scheduled Family Visiting Dates

A CDC Form 1072, Family Visiting Inmate Notification, shall be provided to the inmate upon scheduling of family visiting dates.

- It shall be the inmate's responsibility to return the signed form to the family visiting coordinator within ten working days to secure the dates.
- Exchange of family visiting dates shall not be permitted.

54020.33.5 Visiting Status Changes

Any disciplinary or classification committee action that restricts, suspends, or denies an inmate's regular visiting, shall also apply to participation in the FVP for the duration of the imposed sanction.

54020.33.6 Inmates on Non-Contact Visiting Status

Inmates on the FVP list, who are placed on temporary non-contact visiting status as a result of pending disciplinary charges and/or classification committee action, shall not be permitted to participate in the FVP until the pending charges or classification committee action that led to the restricted status is resolved.

The inmate's name shall remain on the list until all the charges and/or committee actions are resolved.

If an inmate's family visit is canceled due to pending disciplinary and/or classification action and the inmate is found not guilty, the visit shall be rescheduled on the first available date.

54020.33.7 Cancellation of a Family Visit

During emergency situations, the family visiting coordinator shall make a reasonable effort to notify the family of the cancellation of the family visit.

54020.33.8 Processing Inmates for Family Visiting

Inmates shall present their CDCR identification card to the family visiting coordinator, report to a designated area for inspection of their property, and submit to an unclothed body search.

Inmates shall submit urine samples as ordered by the family visiting coordinator.

The family visiting coordinator shall complete a CDC Form 1070, Family Visit Inmate Property Inventory- Male Inmate Items/1070-A, Female Inmate Items, as appropriate.

The inmate shall be escorted to the proper family visiting unit.

Inmates shall be authorized to bring the following items into a family visit:

- Two changes of underwear.
- Toothbrush.
- Safety razor.
- Items in accordance with this Article.

The family visiting coordinator, or staff, shall provide a brief orientation of the unit to the occupants.

54020.33.9 Urinalysis

Inmates participating in the FVP shall, at minimum, submit to a urinalysis upon completion of the visit. Refusal to submit to a urinalysis shall result in disciplinary action; visit cancellation, and removal from the FVP by classification committee action.

54020.33.10 Family Member Participation

Revised September 25, 2007

Participation in the FVP is restricted to the inmate's immediate family members including registered domestic partner.

- A certified copy of the marriage certificate shall be presented to the family visiting coordinator prior to each visit by the inmate's spouse.
- A certified copy of the Certificate of Registered Domestic Partnership, issued by the Secretary of State, shall be presented to the family visiting coordinator prior to each visit by a registered domestic partner of an inmate.

54020.33.11 Minor's Participation

Unescorted minors shall not be permitted to participate in the FVP, except as authorized by the institution head or designee.

Notarized, written approval of the parent or legal guardian is required when a minor accompanies an adult who is not the parent or legal guardian of the minor.

The approval shall specify by name, the approved family member who is authorized to chaperone the minor and the specific date of each family visit authorized for the minor's attendance.

Adult children of the inmate, 18 years of age or older, shall present their birth certificate and a valid form of identification prior to each family visit.

54020.33.12 Standby Family Visits

Standby family visits are not authorized.

54020.33.13 Family Visiting Length and Visitor Reporting Requirements

Institutions shall require family visitors to check-in at the visitor processing area prior to 11:00 a.m. on the day of the visit.

- Family visitors shall report to the visitor processing area at the time designated by the institution.
- Visitors failing to report to the visitor processing area by 11:00 a.m. without the notification and approval of the family visiting coordinator are subject to cancellation of the visit and suspension of FVP privileges for six months.

Inmates and visitors shall be permitted to spend approximately 46 consecutive hours in the family visiting units.

54020.33.14 Processing of Visitors for Family Visiting

Visitors shall report to the visitor-processing center. All visitors shall be searched in accordance with this Section. All personal articles shall be inspected. Those items that cannot be visually or manually inspected shall be x-rayed or disallowed.

The family visiting coordinator shall transport the visitors and their property in a state vehicle to their respective family visiting units when necessary.

54020.33.15 Authorized Property for Family Visiting

Revised September 25, 2007

Visitors are authorized to possess the following items while participating in the family-visiting program:

- One bag of clothing per visitor; no suitcases are permitted.

- Clothing shall be in paper, plastic, or fabric bags.
- Basic personal hygiene and cosmetic items in the amount necessary for the length of the family visit.
 - No aerosol containers.
- Disposable diapers only.
- Children's toys.
 - Simple games, coloring books, crayons, or pencils (as authorized by the institution).
- Locker key.
- Prescribed medications in accordance with this Article.
- Prescribed birth control pills.
- A spouse or registered domestic partner shall be permitted to bring in a maximum of ten commercially sealed condoms per visit.
 - Condoms in unsealed packaging shall not be permitted into the institution.
 - All unused condoms shall be retained in their sealed packaging and taken from the institution by the visiting spouse or registered domestic partner.
 - Under no circumstances shall an inmate be permitted to possess condoms outside of the family visiting quarters.

54020.33.16 Food for Family Visiting

Revised May 10, 2010

Inmates participating in the FVP shall be required to purchase all food for the visitor and themselves with funds from their trust account. A minimum of two meals per day, per person, shall be purchased prior to commencement of the family visit.

Family Visiting Food Menu

Each institution shall maintain a family-visiting menu from which to choose. The family visiting menu shall provide the following food items:

- Minimum of five, maximum of ten, breakfast entrees.
- Minimum of five, maximum of ten, lunch entrees.
- Minimum of five, maximum of ten, dinner entrees.
- Beverages, including bottled water, milk, and soda.
- Fresh fruit.
- Maximum of ten miscellaneous items.

Visitors with infants may be allowed the following items:

- Powdered or bottled formula in vendor-sealed containers.
- Baby food in vendor-sealed jars.

Medically Prescribed Diets

Visitors shall be allowed to bring medically prescribed food items to a family visit under the following conditions:

- The visitor shall provide a physician's statement to the family visiting coordinator, which includes a description of the diet, and describes why the diet must be continued during the visit.
- All food items must be vendor-sealed with recognizable labels.

If an inmate is being supplied a nourishment bag and/or food supplements ordered by a physician or dentist, the inmate shall be provided with the prescribed dietary additions during the visit.

Funds for FVP Meals

Inmates shall submit a completed FVP menu form with a CDC Form 193, Trust Account Withdrawal Order, authorizing a charge to the inmate's trust account, to the family visiting coordinator at least three weeks prior to the visit.

At least two weeks prior to the visit, a copy of CDC Form 193 shall be delivered to the trust office by the family visiting coordinator. If sufficient funds are not available in the inmate's trust account, the family visiting coordinator shall inform the inmate that the scheduled visit has been canceled.

Funds sent to an inmate's trust account specifically designated for family visit food item and accompanied by a completed, signed CDC Form 1839, Exemption of Family Visit/Temporary Community Leave Funds from Restitution Fines/Orders, shall be exempt from restitution fines or orders.

Processing of Food Order

On the day of the visit, the family visiting coordinator shall facilitate the delivery of the food order to the visiting units at the commencement of the visit.

Unclaimed Food Items

If a family visit is canceled due to institution operations after the purchase of a food order, the inmate may request reimbursement to their trust account for the amount of the food order.

Reimbursement of trust account funds shall be limited to family visit cancellations due to institutional actions such as:

- Suspension of the FVP due to institution emergency.
- A disciplinary hearing finding of not guilty after a charge of misconduct which restricted family visiting privileges.

Such reimbursement is subject to the provisions of DOM Chapter 5, Article 53, Section 54100, and applicable Victim Compensation and Government Claims Board rules.

If the family visit is canceled due to the actions of the inmate and the inmate has been charged for the food, the institution shall allow person(s) designated by the inmate to claim the food within 72 hours of the cancellation.

The final disposition of food remaining unclaimed after 72 hours shall be the responsibility of the institution.

54020.33.17 Family Visitor Medication

Medication shall be retained in a secure location by designated staff. Verification of the need to possess medication shall be provided by a physician's statement.

Visitors may retain only life-sustaining, condition-stabilizing medication with the prescribing physician's written statement of its immediate need, and only in the physician's prescribed amount immediately required to sustain or stabilize the condition during the visit. Female visitors may retain their birth control pills.

Other required medications shall be distributed to the visitor at prescribed times by staff designated by the institution.

Any unauthorized items may be secured in a visiting locker and retrieved at the conclusion of the visit.

54020.33.18 Family Visiting Count Procedures

Inmates in the family visiting quarters shall present themselves for count in accordance with institutional procedures. A minimum of four counts per 24-hour period shall be conducted.

Inmates who fail to present themselves for count are subject to disciplinary action and termination of the family visit.

54020.33.19 Unscheduled Inspection/Search of Family Visiting Units

Every effort shall be made to ensure the privacy of the inmate and their visitor(s). However, the safety of persons and security of the institution may require the inspection and/or search of a family visiting unit while a visit is in progress.

The watch commander has the authority to order a search/inspection when the need arises. The watch commander and/or visiting supervisor shall be responsible to ensure that the search/inspection is conducted in a courteous and professional manner.

54020.33.20 Condition and Cleanliness of Family Visiting Units

Each inmate shall be responsible for the care and cleanliness of the family visiting unit during a visit.

Before and after each family visit, the family visiting coordinator and each inmate scheduled to visit, shall conduct a detailed inspection of their assigned unit to verify the unit's condition, cleanliness, and contents. A CDC Form 1069, Family Visiting Inventory, shall be completed by the family visiting coordinator.

Each inmate shall be subject to disciplinary action, which may include suspension from participation in the FVP, for any willful damage of the unit and/or furnishings or for failure to maintain the cleanliness of the FVP unit. Inmates and/or visitors may be excluded from the FVP for willful damage of the family visiting unit. Prior to each family visit, the inmate shall submit a completed CDC Form 193.

Each family visiting unit shall be thoroughly cleaned by the occupants prior to the conclusion of each visit. Cleaning materials and equipment shall be provided by the institution.

54020.34 Appeals Related to Visiting

Revised May 10, 2010

Visitors who wish to discuss visiting-related issues are encouraged to contact the visiting supervisor for resolution. Interviews shall be conducted or scheduled at the earliest opportunity. Visitors and/or inmates may register complaints/appeals regarding visiting through procedures contained in CCR Section 3179 and DOM Chapter 5, Article 53.

54020.35 Transfer of Visiting Records

The inmate's visiting file shall be forwarded in accordance with DOM Chapter 7, Article 3 and Article 5.

54020.36 Revisions

The Director, Division of Adult Institutions, or designee shall ensure that this Article is accurate and current.

54020.37 References

Revised January 4, 2006

PC § 2601.

CCR (15) (3), §§ 3000; 3002(a)(2); 3044(c), (d), (e), (f), (g), and (h); 3045 and 3045.1; 3170 through 3178; 3190(a) and (h)(4); 3213 (a)(2) and (3)(c); 3343; and 3383(b)(3);

ACA Standards, Second Edition, §§ 4325 and 4384-

ARTICLE 43 — INMATE PROPERTY

Revised December 30, 2005

54030.1 Policy

Inmates shall be permitted to possess in their quarters/living areas, state-issued and authorized personal property as established in the Authorized Personal Property Schedule (APPS), located in Section 54030.17, and based upon criteria delineated in Section 54030.7. The APPS is the primary reference for allowable inmate property and identifies limitations to the number of items allowed, dimension restrictions, if applicable, cost/value limitations, etc. The APPS standardizes allowable inmate property departmentwide based upon assigned Privilege Group and/or assigned security level and/or institution mission, constitutional and legal mandates, and gender considerations. Any requests to add or delete items from the APPS must be forwarded to the Deputy Director, Division of Adult Institutions (DAI), for review and approval prior to implementation. Approved modifications shall be reflected in the institution's local Operational Procedure regarding Inmate Property. The possession of personal property is a privilege and is subject to conditions and restrictions established in California Code of Regulations (CCR) Sections 3044, 3314, and 3315.

Inmates may not exchange, borrow, loan, give away, or convey personal property to or from other inmates.

Note: As a result of the standardization of allowable inmate property, some items are no longer permissible based on the APPS. Non-clear case appliances currently possessed by inmates shall be allowed to be retained until no longer operational. Inmates shall be allowed to retain other items of personal property that are no longer authorized until either transferred or for a period of up to one year after which time they will be considered disapproved property and disposed of per Section 54030.12.2, Processing Disapproved Property.

54030.2 Purpose

This Section establishes inmate personal property volume limits; describes the forms necessary for the processing of property; establishes liability and methods of acquisition of personal property; lists approval criteria, and describes the approval process for vendors; provides for acquisition of religious items, and the disposal of contraband; establishes protocols for the handling of inmate personal property during transfer, extradition, escape, discharge, and upon death in custody. This Section also establishes a standardized list of allowable personal property items in the form of the APPS, based upon privilege group, and/or assigned security level, and/or institution mission, and a method for institutions to obtain exemptions to the standardized list.

54030.3 Responsibility

The institution head shall administer this policy within their respective institutions/facilities.

Associate Warden Operations

The Associate Warden, Operations, shall implement and monitor the operation of this procedure.

54030.4 Volume

The combined volume of state-issued and authorized personal property shall not exceed six cubic feet, except as specifically allowed in Section 54030.10.

54030.5 Required Forms

Revised July 22, 2013

Departmental employees involved in the handling of an inmate's property shall document such involvement on the following CDC forms as appropriate:

CDC Form 104, Property and Cash Receipt-Arrival: A CDC Form 104 shall be completed by Reception Center staff upon receipt of new arrivals. The CDC Form 104 is used to document an inmate's cash, personal securities, and property, and is used to document the proper disposition of unissued property and inmate funds.

CDC Form 143, Property Transfer Receipt: A CDC Form 143 shall be required to document the number of containers/boxes of personal property an inmate is transferring with and the progress of containers/boxes in transit. The CDC Form 143 may be used to identify multiple inmates with multiple boxes of property (Bill of Lading).

CDC Form 160-H, Inmate Property Control Card: A CDC Form 160-H shall be required to record and maintain a record of all registerable property and its value. The CDC Form 160-H provides accountability to discourage theft and bartering of property of significant value or security interest (e.g., television, radio, handicraft tools, etc.).

CDC Form 1083 Inmate Property Inventory: A CDC Form 1083 (male or female) shall be completed when there is a need to inventory an inmate's property (e.g., Administrative Segregation Unit [ASU] placement, inter-institutional transfer, Out to Medical (OTM), Out to Court (OTC), extradition, property control, etc.), to ensure all property is accounted for and to provide a vehicle for the evaluation of inmate property claims. The CDC Form 1083 is the only acceptable document for this purpose.

54030.6 Liability

In permitting inmates to possess items of personal property while they are incarcerated, the Department does not accept liability for the theft, loss, damage, or destruction of such property resulting from the intentional or careless act or activities or riotous behavior of any inmate(s). The Department does not accept liability for the loss or destruction of personal property in the inmate's possession or control at the time of any willful act by the inmate, such as escape, which exposes such property to loss or theft before it can be recovered and controlled by staff.

Correctional staff shall assume responsibility for an inmate's property upon notice that an inmate is being retained elsewhere by taking control of that inmate's property. If the property cannot be secured, as in a double occupied cell or dormitory, the property shall be removed and stored in a secured area.

Normally upon notification of the inmate being retained elsewhere, but within 24 hours, the inmate's property shall be inventoried, packaged for transfer, and placed in a secure area. A copy of the CDC Form 1083 signed by the person who inventoried the property, shall be furnished to the inmate.

The Department shall accept liability for the loss or destruction of inmate personal property when it is established that such loss or destruction results from employee action. Inmates shall utilize the inmate appeal process if unable to resolve a personal property claim with staff pursuant to Section 54100. If the issue involves a prescribed health care appliance belonging to an inmate with a documented disability, the inmate may utilize the CDC Form 1824, Reasonable Modification or Accommodation, to attempt to resolve the issue. Upon acceptance of liability, staff shall provide similar items of equal or greater value to the inmate when such items are available via donated property items consistent with Section 54100.22. If donated items are not available, monetary compensation to the inmate for such loss shall not exceed either:

- The dollar value as documented on CDC Form 160-H, Inmate Property Card.
- The cost of the item for which they have a receipt.
- The replacement value of a similar item as determined by a custody supervisor. Staff recommendations to the Victim Compensation and Government Claims Board regarding monetary reimbursement will be made accordingly.

The Department shall not assume responsibility for property abandoned by an escapee. Staff shall inventory the property as specified in these regulations and provide secure storage. The final disposition of the escapee's property shall be processed in accordance with Penal Code (PC) Sections 5062 and 5063.

54030.7 Inmate Personal Property Acquisition

Inmate personal property shall not be accepted at the front entrance gate or visiting desks. Inmates may be allowed to acquire specific items of personal property through the following methods:

Special Purchases

Facilities shall allow for inmates to purchase the below listed items utilizing funds in their inmate trust account. Special purchases of the below listed items shall not be counted as a personal property package. Special purchases must be from departmentally approved, special purchase vendors.

Facilities may submit for departmental approval, local special purchase vendors as required, to provide religious items, handicraft material, health care appliances, subscriptions to local newspapers, etc. The facility requesting departmental approval of a special purchase vendor must submit the approval request to the office of the Deputy Director, DAI, along with rationale for approval and a statement that the vendor meets the local facility's security and business requirements.

Note: The approval criteria for Personal Property Package vendors established in Section 54030.9 does not apply to special purchase vendors.

The amount charged an inmate for ordering entertainment appliances, a musical instrument, handicraft material, periodicals, or fiction books as a special purchase shall include a ten percent service charge. Service charges shall be deposited in the inmate welfare fund.

Special purchases of health care appliances, correspondence courses, nonfiction books, and legal materials are not subject to service charges.

Facilities will make available to all inmates, procedures for special purchases. Purchases of health care appliances, correspondence courses, religious items, and handicraft material require an inmate to obtain prior approval. Submission of special purchase requests shall be based on established local procedures.

Health Care Appliances, prescribed by health care staff and subject to approval by designated custody staff. Health care appliances may be purchased by third parties. All health care appliances are to be received by designated health care staff from an approved vendor and inspected by designated custody staff prior to issuance. Health care appliances are not subject to the six cubic foot property limitation or count towards the two appliance limit as described in Section 54030.7 (DOM 54030.11).

Correspondence Courses and materials subject to approval by designated custody and educational staff. Correspondence courses shall be received by designated education staff and inspected by designated custody staff prior to issuance (DOM 54030.10.3).

Legal Material, such as legal reference materials and books, legal pads, and pencils not available in the institution canteen. Legal material purchases are to be received by Receiving and Release (R&R) staff and inspected prior to issuance (DOM 54030.10.2).

Religious Items, subject to approval by designated custody staff and institutional chaplain. Religious items shall be received by the institutional chaplain and inspected by designated custody staff prior to issuance (DOM 54030.10.9).

Entertainment Appliances/Musical Instruments, as described in the APPS are to be shipped directly from a departmentally approved vendor in factory sealed packages, received by R&R staff, and inspected prior to issuance. Packages that are damaged or opened shall be refused (DOM 54030.10.6).

Books and Periodicals, purchases and subscriptions shall be submitted according to local procedures and may be purchased for an inmate by a third party. (*Note:* For purposes of this Section a departmentally approved vendor is any publisher or book store that does mail order business as outlined in CCR Section 3138(f)(1)).

Handicraft Material, restricted to inmates approved to participate in the handicraft program. Handicraft items shall be received by the handicraft manager and inspected by designated custody staff prior to issuance (DOM 54030.10.4).

54030.7.1 Personal Property Packages

Inmates may receive personal property based upon assigned privilege group as specified in Section 54030.8. Items of authorized property shall be limited to the items/categories listed in the APPS contained in Section 54030.17. Personal property packages shall be ordered by inmates or third parties via a departmentally approved vendor. A departmentally approved vendor may be chosen by an inmate or third party to provide items for inclusion into a personal property package. While no more than one vendor may be used per package, inmates and their correspondents will be able to choose a different vendor for subsequent personal property package purchases. Personal property packages are limited to a 30 pound maximum weight limit and maximum dimensions of 24" x 24" x 24".

Wardens are authorized to utilize non-departmentally approved vendors for purchases of personal property packages to meet specific religious dietary needs of inmates (kosher, halal, etc.). All religious specialty foods must be consistent with the criteria and categories established in the APPS in Section 54030.17. Approval of religious specialty vendors shall be at the discretion of the Warden or Warden's designee (level of Associate Warden or above).

A request for a personal property package purchased from a locally approved religious specialty vendor is subject to approval by designated custody staff and the institutional chaplain. The receipt of a personal property package from a religious specialty vendor shall be counted as a regular personal property package.

Individual purchases of entertainment appliances and musical instruments by inmates using funds in their trust account or by third party shall not be counted as a personal property package unless additional items of personal property are also included.

Quarterly personal property packages may be received by inmates at any time during a quarterly period. Upon arrival of a package at an institution, designated staff shall verify the eligibility of the inmate to receive the package before issuance. Prior approval is not necessary as the arrival date of a package at an institution shall be the basis for the eligibility determination.

Facilities will make available to all inmates, procedures for the receipt of packages from approved vendors in accordance with limits set for their assigned privilege group. Facilities are responsible for ensuring that current vendor catalogs and order forms are available in the inmate library and visiting room.

When a package is received at a facility with an address insufficient to locate the inmate, staff shall exhaust all avenues of information in locating the inmate before returning the package to the sender including, but not limited to, determining whether the inmate is OTC, OTM, transferred to another institution/jurisdiction, or parole.

Issuance of inmate packages shall be as soon as possible, but not later than 15 calendar days from delivery to the institution, except during the holiday season and emergency lockdowns. For purposes of this Article, the holiday season is designated as beginning on November 15 and ending on January 15.

Institutions may temporarily suspend delivery of inmate packages to all portions of the institution during emergency lockdowns.

Upon resumption of normal operations, inmates that are released from lockdown status, housed in an institution/facility experiencing a partial lockdown, shall continue to receive packages within 15 calendar days.

Issuance of packages to inmates affected by lockdown status may be temporarily suspended for up to 90 calendar days (one quarter). After 90 days, issuance of previously stored packages is mandatory. A lockdown shall not result in the loss of a quarterly package.

Packages received for inmates that are on lockdown status may be temporarily stored in appropriate locations designated by the institution/facility. The institution/facility is responsible for identifying and designating adequate storage space, including emergency overflow storage as required, until such time as staff are able to issue packages.

Inmates previously affected by lockdown shall receive unissued inmate packages within 15 days after their release from lockdown status.

Institutions shall not instruct vendors to stop shipment of packages unless authorized by the Deputy Director, DAI. Upon receiving authorization from the Deputy Director, DAI, the institution shall be responsible for notification of the inmate population. The inmates shall be responsible for notification of family or other correspondents.

Packages shall not be returned based solely on the existence of a lockdown.

54030.7.2 Service Charge

The amount charged an inmate for a self-purchased personal property package order shall include normal taxes and a ten percent service charge. Service charges shall be deposited in the inmate welfare fund. This service charge is exclusive of such costs as state sales tax, freight, and handling. Personal property packages sent from third parties via approved vendor shall not be subject to any service charge.

54030.8 Personal Property Package Criteria

Items of personal property may be purchased from approved vendors by third parties of the inmate or purchased directly by the inmate. Authorized items, appliances, or food may be acquired by utilization of this package procedure consistent with the APPS in Section 54030.17. The determining factor in the number of packages an inmate may receive per year is the privilege group in which the inmate is placed in accordance with the work/training program.

Inmates may obtain approved appliances and/or musical instruments from approved vendors by having them ordered by correspondents or using the funds in their inmate trust account. A limit of two appliances applies to all inmates based upon the following definition, with the exception of female hair care appliances as described in Section 54030.10.6.

Note: For purposes of this Article, an appliance is defined as:

1) Any electrical appliance, (excluding prescribed medical appliances and battery rechargers) that relies on institution/facility power resources to operate (all electrical appliances are subject to the two appliance limit).

2) Any audio/visual entertainment appliances, such as radios, televisions, cassette/disk players, etc. (all audio/visual appliances are subject to the two-appliance limit, regardless of electric or battery operated power source.)

3) Battery operated, non-entertainment appliances that do not rely on institution/facility power resources (battery operated, non-entertainment appliances are not subject to the two-appliance limit).

Items shall be shipped to the inmate's respective institution/facility by the approved vendor in a factory sealed container.

It is the responsibility of the inmate and/or the third party to ensure that packages are ordered in advance to ensure adequate delivery time.

The year shall begin January 1 and end on December 31. The quarters are:

1st - January 1 through March 31.

2nd - April 1 through June 30.

3rd - July 1 through September 30.

4th - October 1 through December 31.

Privilege Group A/ Privilege Group B

Inmates in Privilege Group A & B shall be allowed four packages per year (one per quarter) not to exceed 30 pounds each.

Privilege Group C

Inmates in Privilege Group C shall not be allowed a Personal Property Package. Inmates prohibited from receiving a package resulting from recent placement into Privilege Group C shall not be allowed to retain a package which was ordered prior to Privilege Group C placement. Disallowed packages shall be disposed of pursuant to Section 54030.12.2.

Privilege Group D

Inmates in Privilege Group D, including those inmates housed in ASU/Security Housing Unit (SHU) and Psychiatric Services Unit (PSU) shall be permitted to acquire one personal property package per year not to exceed 30 pounds each. Eligibility to acquire a personal property package commences one year after the date of Privilege Group D assignment.

Inmates in SHU/PSU may also purchase an entertainment appliance via the Special Purchase Process. Eligibility to acquire an entertainment appliance commences one year after the date of Privilege Group D assignment.

Inmates prohibited from receiving a package as a result of ASU placement shall be allowed to retain the package in their stored personal property if the package was ordered prior to ASU placement and the inmate was otherwise qualified to receive it.

Privilege Group U

Inmates in Privilege Group U shall not be allowed a Personal Property Package.

Note: The local Inter-Disciplinary Treatment Team (IDTT) may further restrict or allow additional authorized personal property on a case-by-case basis above that allowed by the inmate's assigned Privilege Group.

54030.9 Personal Property Package Vendor Approval

Vendors for Personal Property Packages, except those vendors approved locally for special religious foods as provided for in Section 54030.7.1, must receive Department approval prior to providing services to institutions/facilities.

The Deputy Director, DAI, has the authority to establish vendor approval guidelines for Personal Property Packages and to add or remove vendors from the approved list.

Vendors must submit a completed vendor application package to the Deputy Director, DAI. Requests for approval must include all additional materials and catalogs of items provided with prices. The vendor name and contact information will be provided to the institutions/facilities upon approval.

It is the intent of the Department to ensure Inmate Package Program catalog items are priced competitively with common retailers in major markets.

The CDCR reserves the right to withdraw any vendor approval subject to 30 calendar day's written notice to the vendor. However, any agreement can be immediately terminated for cause. The term "for cause" shall mean that the vendor fails to meet the terms, conditions, and/or responsibilities of an agreement. In this instance, the agreement termination shall be effective as of the date indicated on the State's notification to the vendor.

54030.9.1 Personal Property Package Vendor Criteria

Vendors submitting requests for Department approval shall meet the following minimum requirements:

1. All merchandise offered for sale by the vendor is subject to price comparison. Price comparison shall be conducted by the CDCR during initial vendor approval and throughout the length of any agreement or contract based upon advertised catalog prices.

Vendor prices will be compared with non-sale prices on an identical product for product basis at major retailers in the following major California markets:

- Fresno
- Los Angeles
- Sacramento
- San Diego

A resulting median price for the specific product will be identified. The vendor's advertised catalog price shall not exceed the median price by more than ten percent.

If identical items are not located during the initial price comparison in the major California markets identified above, the CDCR may extend the price comparison to include other states, if necessary.

If identical items are not located during an extended price comparison, similar items may be relied on as determined by the CDCR. The basis for any price comparison shall be the sole discretion of the CDCR.

The vendor will be notified if the prices of merchandise are in excess of the ten percent limit. If prices are determined by the CDCR to be excessive, the vendor will be requested to reduce prices within the acceptable price range as determined by the CDCR or remove the item from inmate availability. Inability or unwillingness of or by the vendor to comply with a CDCR price reduction/removal request within 30 calendar days of notification shall be cause for termination of any agreement or contract and shall result in disapproval of the vendor to provide services.

2. Vendor shall maintain insurance with Commercial General Liability with Warehouse Legal Liability for a minimum of \$1,000,000 per occurrence.
3. Vendor shall possess a valid California city or county business license (if applicable) or if a corporation located within the State of California, incorporation documents or letter from the Secretary of State or if not a California business, an affidavit that business is in good standing with the state, province, or country in which business is headquartered.
4. Vendor must provide a self-certified Inventory Report showing a minimum of \$250,000 worth (advertised retail value) of merchandise on premises (subject to physical verification by the CDCR).
5. All merchandise purchased by a single order must be packaged in one single container. Multiple boxes are not permitted.
6. Must provide copies of CDCR approved catalogs and order forms, free of charge, to institutions/facilities. Catalog must indicate prices for all items and expiration dates of prices. Prices advertised in catalogs must have a guaranteed minimum term of 12 months.
7. Upon vendor approval, all catalogs, order forms, and web sites must prominently display the following disclaimer:

The California Department of Corrections and Rehabilitation (CDCR) has approved this independent vendor to sell merchandise to inmates and the public. CDCR's brief review and approval of this vendor was strictly limited to minimum security requirements and general business intent. The CDCR is not affiliated with this vendor and does not guarantee that the vendor will fulfill any obligations, perform as expected, nor permanently remain in business, nor does the CDCR guarantee the vendor's products in any way. Any purchases from this vendor are at the buyer's sole risk. The CDCR assumes no liability whatsoever for such purchases, nor any aspect thereof. Any issues or disputes regarding the vendor's products are the sole responsibility of the buyer and/or the vendor, and the CDCR is not obligated to mediate or resolve any such disputes.

8. CDCR approved catalog must only present items authorized for purchase by CDCR inmates based upon Privilege Group.
9. Catalog must identify items allowable by Privilege Group as identified in Section 54030.17.
10. Vendor must require customer to select a Privilege Group prior to completion of a purchase. The selection of a Privilege Group shall act to restrict the purchase of merchandise not allowed by the selected Privilege Group. Refer to the APPS located in Section 54030.17 for more information.

11. Items listed in catalogs must regularly be in stock. Catalogs and order forms shall clearly indicate that back orders or substitutions shall not be permitted. In the event that an item is out of stock, a refund will be issued to the purchaser.
12. Two copies of the purchase receipt or shipping invoice shall be included in each package and a copy shall be forwarded to the purchaser if purchased by a non-inmate. (*E-mail confirmation is acceptable for orders placed over the Internet.*)
13. Maximum allowable package weight is 30 pounds. This weight limit includes merchandise, packing material, and packaging (tare weight). Packages in excess of 30 pounds shall not be accepted and returned at the vendor's expense.
14. The catalogs and web sites must include the shipping weight of each individual item and a method of calculating the total gross weight of the inmate package as customers are limited to a gross weight of 30 pounds or less.
15. Maximum allowable package dimensions are 24" x 24" x 24".
16. All catalogs and web sites must clearly inform customer of the 30 pound weight limit.
17. All packages must be labeled either Privilege Group A/B or Privilege Group D based upon the contents of the package. Privilege Group D packages may only contain items authorized for Privilege Group D.
18. The vendor's return policy must be clearly stated in catalogs and on web sites. The CDCR shall not be a party in any dispute between the vendor or the purchaser.
19. The vendor is responsible to correct any errors in package contents. When an incorrect item is received in a vendor package, CDCR staff shall verify and may contact the vendor to request a United Parcel Service call tag in order to ship the incorrect item back to the vendor. This does not preclude individual facilities from alternative methods of resolution.
20. Must restrict knowledge of identities of both package recipients and purchasers from staff responsible for assembling packages.
21. Vendor staff responsible for receiving orders, assigning purchase order numbers, and/or secure numerical identifiers shall not be allowed to assemble packages.
22. Vendors must conduct pre-employment urinalysis testing on all employees and provide evidence of such on demand.
23. Vendors must provide names and identification information of all staff on demand. Current state driver's licenses are accepted as valid identification.
24. Vendors employing staff possessing felony convictions less than 10 years old shall be disqualified. Vendors employing staff possessing drug-related arrests or convictions less than 5 years old shall be disqualified.
25. Vendors must be willing to submit to, and cooperate with, frequent CDCR inspections without notice.
26. Vendors' receiving, packaging, and shipping areas must be monitored by a Closed Circuit Television System. Video tapes or other medium providing a record of activities in packaging and shipping areas must be maintained for a minimum of 30 days. All videos must provide a date and time stamp and the ability to identify vendor staff.
27. Vendors must employ the security measures described in Section 54030.9.2.
28. Packages must be sealed with tamper resistant tape.
29. Approval and use of vendors must result in no expense to the CDCR.
30. Vendors must be capable of supplying packages within no more than 10 days after purchase. Occasional delays in shipments are understood and will not be reason for disapproval of a vendor.
31. Institution personnel shall maintain a verified copy of the shipping invoice in order to assist in the resolution of any disputes between the vendor and the purchaser. However, all order disputes are solely between the purchaser and the vendor and must be settled without additional involvement of the CDCR.

54030.9.2 Shipping Security

Prior to each shipment of packages, the vendor shall provide the receiving institution a shipping manifest containing inmate names, CDC numbers, and a list of secure numerical identifiers (confidential purchase order numbers) that corresponds to each package shipped. The shipping manifest shall be sent to the institution via e-mail or facsimile (FAX) as determined by the

institution. Under no circumstances shall the shipping manifest accompany the shipment of packages.

Packages shall display only the secure numerical identifier. Neither the inmate's name, CDC number, shipping manifest containing secure numerical identifiers, nor any other inmate identifying information may be shipped with a package. Standard shipping labels may be used, but shall only provide the vendors return address, the institution's address, and the secure numeric identifier. The numeric identifier and inmate's Privilege Group shall be clearly displayed on each package to facilitate comparison with the shipping manifest.

54030.10 Property Classifications/Restrictions

The following subsection gives direction on the control, possession, recording, and disposition of inmate property.

54030.10.1 Food and Hygiene

Inmates may possess food and personal care/hygiene items in their quarters/living area consistent with their privilege group unless otherwise prohibited by departmental policy as outlined in CCR Section 3190(a). The maximum amount of food and personal care/hygiene items an inmate may possess shall not exceed the amount which can be purchased through the canteen by the inmate in one month, as required by CCR Section 3094 and as described in CCR Section 3190(e). Inmates shall be required to maintain their purchase receipt to verify purchases until such items are expended. Possession of canteen items (personal hygiene and other miscellaneous items), except for consumable food items, shall be consistent with the six cubic foot limitation.

Inmates shall be permitted to temporarily exceed the six cubic foot volume limit by the amount of the current month's purchase of consumable food items verifiable by the current month's canteen receipt. By the following month's canteen draw, the inmate is expected to be within established volume limits.

In the event the inmate does not comply with these provisions for consumable food items (canteen in excess of the one month standard as described in CCR Section 3094 or exceeds the temporary excess allowed for consumable food items or is not able to produce a receipt for items) as described above, the inmate will be required to dispose of property of his/her choice pursuant to Section 54030.12.2 to become compliant with the volume limitation policy.

54030.10.2 Legal Materials

Inmates may possess legal materials/documents and/or books in their quarters/living area consistent with the six cubic foot limitations, except as otherwise set forth in this Section. In addition to the six cubic feet limitation of authorized property as set forth in this Article, inmates may possess up to one cubic foot of legal materials/documents related to their active cases in their assigned quarters/living area. Inmates may request that the institution/facility securely store excess legal materials/documents related to their active case(s) when such materials/documents exceed this one cubic foot additional allowance. Only that material in excess of the additional one cubic foot shall be stored. *Note:* An active case may be defined as any legal action, cause, suit, writ, etc. that an inmate is currently involved in writing or responding to.

A suitable area as designated by the Warden shall be reserved for the storage of excess legal material. A log record of material(s) stored showing inmate's name, number, date of storage, and the materials receipt and removal shall be required.

The material shall be placed in a box and sealed at the time of storage with the initials of the inmate and staff member involved. When the material is removed, the inmate shall acknowledge its removal by signing the log record.

Upon an inmate's request, staff shall schedule appointments for the inmates to have access to their stored materials. Inmates shall have access to their stored legal material one time per week, if they have an active case.

Inmates assigned to ASU/SHU/PSU shall provide the necessary identifying information for staff to access stored legal material. The inmate is responsible for organizing stored legal material in a manner that allows staff to identify a specific box for exchange.

Legal books shall not be stored by the institution/facility. Inmates who require access to the excess active case legal materials/documents from secured storage may exchange such documents for active case materials/documents in their quarters/living area upon written request to the property coordinator or designee on a box-for-box basis while adhering to the limitations set forth in this Section. Legal materials/documents and books that do not pertain to the inmate's active case(s) and are in excess of

the allowable property limitation shall be disposed of pursuant to Section 54030.12.2.

54030.10.3 Correspondence Course Materials

Inmates may possess correspondence course materials, including textbooks, in their quarters/living area as approved by the Supervisor of Correctional Education Programs (SCEP) or designee and designated custody staff consistent within the six cubic feet limitation. Correspondence courses requiring tools, construction kits, or other materials that may pose a threat to the institution's security or the safety of persons shall not be allowed. The SCEP or designee shall provide the inmate with a CDC Form 128B, General-Chrono, indicating approval of the course and materials supplied. The inmate must display this chrono conspicuously in their quarters/living area.

54030.10.4 Inmate Handicraft

Inmates who participate in handicraft programs may possess in their quarters/living area, handicraft articles, and written and artistic material produced or created by that inmate, consistent with departmental regulations and within the six cubic feet limitation. Facilities may designate additional storage for handicraft articles and materials based upon availability of space. Excess handicraft items, articles, or materials in an inmate's possession shall be confiscated and disposed of in accordance with Section 54030.12.2.

Inmate donation of handicraft items, articles, tools, and materials to the institution is subject to provisions of Section 101050.14. Such articles shall be controlled by the handicraft manager, become the property of the State, and shall be utilized in the same manner as other State owned tools and materials.

54030.10.5 Education Materials

In addition to the six cubic feet limitation of authorized property as set forth in this Article, inmates who are assigned to institution Academic or Vocational Educational Programs shall be allowed to possess State provided textbooks/materials necessary to complete their education requirements in their quarters/living area. Inmates must sign a CDC Form 193, Trust Account Withdrawal, for replacement costs prior to being issued the material. Inmates shall have posted in their cell a CDC 128-B signed by the appropriate instructor indicating the inmate is authorized to possess the listed texts and/or materials. Any course textbooks furnished by the State shall be returned to the Education Department at the end of the course or upon the inmate's transfer or parole. State supplies not returned in serviceable condition will result in the Trust Account Withdrawal form being submitted for the replacement value. The Supervisor of Correctional Education Programs shall be responsible for determination of the replacement value of educational supplies.

54030.10.6 Appliances / Musical Instruments

Privilege Groups A and B

Inmates assigned to Privilege Group A or B may possess up to two appliances, with the exception of female hair care appliances, as indicated in Section 54030.8.

Based upon inmate grooming standards as described in CCR Section 3062(f) female inmates may possess up to three appliances when one of the appliances is a hair care appliance.

Note: In order to facilitate female hair care needs, female institutions shall maintain a hairdryer in each housing unit for inmate use.

One musical instrument with case may be substituted as one of the two appliances in their quarters/living area consistent with the six cubic foot limitations. When an inmate assigned to Privilege Group A or B is placed in Administrative Segregation, any appliances and/or musical instrument shall be inventoried and stored pending the outcome of ASU placement. If the inmate is released back to the general population and maintains their Privilege Group A or B status, the appliance(s) and/or musical instrument shall be returned to the inmate. If the inmate receives a SHU/PSU term, the inmate shall be required to dispose of the appliance(s) and/or musical instrument in accordance with Section 54030.12.2.

Note: Inmates housed at conservation camps shall not possess personal television sets.

Privilege Groups C and U

Inmates assigned to Privilege Group C or U may not possess any appliances (i.e., television, radio, CD player, etc.) or musical instruments, nor may they purchase any electrical entertainment or battery-operated type of appliances.

When an inmate is placed on Privilege Group C via a classification committee action, the inmate shall be required to dispose of any appliance(s) and/or musical instrument in accordance with Section 54030.12.2.

Privilege Group D (ASU/SHU/PSU)

Inmates assigned to ASU may not possess any appliances or musical instruments.

Inmates assigned to SHU/PSU may possess and/or acquire through the inmate personal property package process or Special Purchase process, one entertainment appliance as outlined above and as identified in Section 54030.17. Eligibility to receive an entertainment appliance commences one year after date of Privilege Group D assignment. Inmates assigned to Privilege Group D may not possess a musical instrument.

54030.10.6.1 Additional Appliance/Musical Instrument Requirements

Appliances may be AC plug-in or may use an AC/DC adapter. Battery operated non-entertainment appliances shall not be counted against the two-appliance limit. Inmates may purchase and use rechargeable batteries with a recharger unit. Recharger units and AC/DC adapters are considered appliance accessories and shall not be counted as a separate appliance. Inmates shall not possess or use a remote control device. Entertainment appliances with internal mechanisms for recording, downloading, or transmitting shall not be allowed. All appliances, including entertainment appliances, shall be portable models. Entertainment appliances with antennas shall be built in. Entertainment appliances shall have earphones or earplugs that shall be worn on the head or in the ear when the appliance is in use within the housing units.

All appliances shall have the inmate's name and number engraved on the back and be sealed by staff. Staff shall make the necessary entries on the inmate's CDC Form 160-H before releasing the property to the inmate. Any inmate who breaks or tampers with the seal may be subject to disciplinary action and confiscation of the item. Inmates that are found guilty of breaking or tampering with the seals of any personal appliance may have the appliance confiscated and disposed of in accordance with Section 54030.12.2.

Inmates ordering new or replacement appliances shall be required to purchase clear-case appliances. Non-clear case appliances shall be eliminated through attrition.

Musical instruments and case combined dimensions shall not exceed 46" x 24" x 12".

54030.10.6.2 Repair of Appliances

In the event of a malfunctioning appliance, the inmate shall be responsible for returning the unit to R&R for shipment to an authorized repair vendor or institution vocational repair shop, if available. The inmate shall have a minimum of \$50 on their trust account for estimates only. If the unit costs more to repair, the inmate shall be contacted regarding the cost. The inmate must forward the necessary funds to the vendor prior to repair.

Inmates are prohibited from keeping inoperable appliances in their possession. Appliances that cannot be repaired or for which the inmate has insufficient funds for repair shall be disposed of per Section 54030.12.2.

54030.10.7 Clear Technology

Inmates shall be restricted to only clear personal care/hygiene items encased in clear containers or tubing based upon availability. An exemption from using clear personal care/hygiene items encased in clear containers or tubing shall only be authorized by the institution's health care manager or chief medical officer and only when an exemption is deemed medically necessary by a physician. Such exemption shall not exceed one year. If the condition persists, another exemption request shall be submitted by the inmate.

Inmates ordering new or replacement appliances shall be required to purchase clear case appliances. Inmates currently possessing non-clear case appliances shall be allowed to keep those appliances until they are no longer functioning. Non-functioning, non-clear case appliances are considered contraband and shall be disposed of according to Section 54030.12.2.

54030.10.8 Personal Clothing

Inmates shall not be permitted any personal clothing items other than those listed in the APPS Section 54030.17. No advertising, letters, or pictures depicting or reasonably associated with alcohol, gangs, profanity, sex, nudity, weapons, drugs, or drug paraphernalia shall be authorized.

54030.10.9 Religious Items

Personal religious items may be authorized as described in, but not limited to, Section 101060. Inmates may possess authorized religious items consistent within the six cubic feet limitation.

Religious items are subject to approval by designated custody staff and the institutional chaplain. Custody staff shall consult institutional chaplains and spiritual leaders whenever possible when considering the disapproval of religious items.

Procedures

Institutional chaplains shall be responsible for approving all inmate requests for spiritual items. Spiritual packages must be received from an approved, recognized vendor and must be received in one of the following ways:

Purchased by a third party from an approved vendor.

Purchased by the inmate from an approved vendor.

Items arriving via family or friends, or items shipped from other than approved, recognized vendors, shall be disposed of in accordance with Section 54030.12.2.

54030.10.10 Membership Cards

Inmates shall not possess any membership cards, identification cards, or service-type cards other than those issued by the Department.

54030.10.11 Contraband

Anything not permitted or in excess of the maximum quantity permitted or no longer functioning as designed or that have been modified or tampered with or which is received or obtained from an unauthorized source is contraband. Possession of contraband may result in disciplinary action and confiscation of the contraband (CCR 3006).

The inmate shall be given a written notice for any item(s) of personal and authorized State-issued property that is removed from their quarters during an inspection/search and the disposition made of such property. The notice shall also list any contraband or any breach of security noted during the inspection/search.

54030.11 Health Care Appliances

Approval for an inmate to permanently or temporarily possess or retain a health care appliance requires a clinical prescription for the appliance and shall be documented on a CDC Form 128C Medical, Psych, Dental, Chrono.

Inmates shall be allowed to retain possession of a prescribed health care appliance until a health care evaluation is performed providing that safety and security of the institution/facility will not be compromised. Health care appliances are not subject to the six cubic foot volume limitation nor count towards the two-appliance limit as described in Section 54030.8.

Approved health care appliances include durable medical equipment, assistive devices, adaptive equipment, prosthetic or orthotic appliances, or equipment or medical support equipment, which include, but are not limited to:

Eyeglasses.

Prosthetic Eyes.

Dental prosthesis.

Prosthetic limbs.

Orthopedic braces or shoes.

Hearing aids.

Wheelchairs.

Canes.

54030.11.1 Disallowance of Health Care Appliances

Following review and/or inspection of the appliance should custody supervisor determine that a significant safety or security concern appears to exist, the institution Health Care Manager, Chief Medical Officer, Chief Physician and Surgeon, or Chief Dentist, Correctional Health Services Administrator, or Physician on Call, or Medical Officer of the Day shall be consulted immediately to determine actions required to safely accommodate the affected inmate-patient's needs. Accommodation appropriate to the safety and security of the institution may include, but should not be considered limited to:

Modification of the appliance. If this alternative is chosen, equivalent, effective, alternative accommodation must be provided the inmate/patient while the original appliance is being modified.

Replacement of the appliance with an acceptable one. If this alternative is chosen, equivalent, effective, alternative accommodation must be provided the inmate/patient while the alternate appliance is being procured.

Special housing. If this alternative is chosen, and housing in a medical bed is required because of nursing care needs that would not be necessary if the inmate/patient could be allowed an effective appliance, the inmate/patient must be seen as being housed solely on the basis of a disability.

Expedited transfer to a designated institution.

Substitution of non-medical personal services for an appliance (where Inmate Assistant programs have been established) or expedited transfer to an institution where such programs exist.

54030.12 Property Issuance

When issuing items of property to an inmate, whether originating from a special purchase or an inmate package, issuing staff are required, at a minimum, to visually observe and physically hand each item of registerable and non-registerable property to the inmate. Staff shall not be responsible for conducting an inventory of non-registerable property during the issuance process.

At the completion of the issuance process, the inmate shall verify that the property is correct as compared with the shipping invoice contained inside the package by signing the staff copy of the shipping invoice. If a discrepancy is identified, the inmate is responsible for showing the discrepancy to staff who shall note the discrepancy on the staff copy of the invoice. One copy of the invoice is retained by the institution/facility for a minimum of one year and one copy of the invoice is provided to the inmate. While resolution of discrepancies is strictly between the purchaser and the vendor, the copy of the invoice maintained by institutional staff shall serve as verification of any discrepancy claims.

54030.12.1 Property Registration

Personal property items, which are not consumable and that possess enough intrinsic value to be a significant target for theft or bartering, are considered registerable property. Registerable personal property is identified in Section 54030.17.

When designated items are identified as registerable, such items must be registered under the inmate's name and number on the CDC Form 160-H, Inmate Property Control Card. Staff shall include the purchase date and purchase price, and attach a copy of the purchase receipt to the CDC Form 160-H, if available.

It is the responsibility of the inmate to account for all registerable property listed on the CDC Form 160-H. Staff shall document property inmates cannot account for on appropriate forms (CDC 128 A, CDC 115).

The inmate, in writing, shall report all registerable property that is lost, stolen, or worn-out to R&R personnel as soon as the loss or unusable wear is discovered. A description of the item(s) and the circumstances surrounding the loss shall be included in the report.

54030.12.2 Processing Disapproved Property

Unauthorized inmate personal property, including that which is altered, exceeds volume limitations, or is beyond repair, shall be disposed of in accordance with the provisions of this Section. The institution shall not store unauthorized inmate property except as provided for inmates placed in ASU as provided for in Section 54030.13.2.

Inmates shall sign the CDC Form 1083 indicating their choice of disposition and agreement to the method for disposing of their property. If the inmate makes no selection or has insufficient funds, staff shall document that fact and determine the method of disposition. Unauthorized personal property shall be disposed of as follows:

Mail the item to an address provided by the inmate via United States Postal Service (USPS) or common carrier at the inmate's expense. This option is not available for inmates with insufficient funds in their trust account.

Return the item to the sender via USPS or common carrier at the inmate's expense. This option is not available for inmates with insufficient funds in their trust account.

Note: Unopened packages received by the institution via USPS or common carrier for an inmate ineligible to receive a package, may be returned to sender at no expense.

Donate the item to a charitable organization as designated by the institution/facility.

Donate the item to the institution/facility.

Render the item useless and dispose of it according to institution/facility procedures.

Failure to provide an address of an individual willing to accept the personal property will result in the property being donated to a charitable organization, donated to the institution/facility, or render as useless and dispose of per institution/facility procedures. Inmates are not permitted to send their property to any State agency or agent of the State. Failure to comply may result in disciplinary action.

54030.13 Movement of Personal Property

The following subsection gives direction, disposition, and processing of inmate property when being transferred, placed in ASU, out-to-court, medical, or extradition.

54030.13.1 Transfers

Upon an inmate's transfer between institutions of the Department, the sending institution shall inventory the inmate's property on a CDC Form 1083. R&R staff shall account for all personal property and document

the disposition of any property not allowed at the receiving institution. For purposes of inmate transport, canteen and hygiene are included within the six cubic feet of allowable property.

The APPS shall be used as the basis for determination of property decisions. Changes in an inmate's privilege group and volume limitations are addressed in the APPS (Section 54030.17).

When the inmates report to R&R with their personal property, they shall be informed that any item that cannot be transported or will not be accepted at the receiving institution based upon a change to privilege group shall be disposed of by the methods outlined in Section 54030.12.2.

A signed copy of the CDC Form 1083 shall be placed in each box containing the inmate's personal property. A copy shall also be provided to the inmate and a copy retained by the sending R&R and receiving institution to facilitate the resolution of inmate property claims. The receiving institution shall document the disposition of any disallowed property items that were not identified and confiscated by the sending institution.

The CDC Form 143 shall be completed by R&R staff and a copy shall be provided to transporting staff.

All boxes/containers used to transport inmate property shall not exceed 24" x 24" x 24" maximum dimensions nor contain in excess of 30 pounds of property each.

All health care appliances belonging to an inmate shall be transported with the inmate upon transfer. Upon an inmate paroling, all health care appliances permanently issued to the inmate shall be retained and maintained by him/her. Health care appliances temporarily issued to the inmate for use during incarceration shall be retained at the institution.

54030.13.2 Temporary Placements, Transfers, and Returns

Administrative Segregation

Unissued authorized property for inmates on ASU status shall be inventoried by appropriate staff and stored in areas designated for property storage pending the outcome of ASU placement. Property inventory shall be completed in accordance with Section 54030.6.

Upon initial ASU placement, the institution must provide the inmate basic hygiene and writing materials, (i.e., fish kit). In addition, the inmate shall be provided access to his/her personal address book and stamps in order to facilitate access to correspondents and the courts.

If the Institution Classification Committee retains the inmate in ASU after initial ASU review, the inmate shall have access to canteen as provided for in Section 54070.6.1 based upon a schedule determined by the facility. Additionally, the inmate shall have access to all authorized personal property as determined by Section 54030.17.

If the inmate is released back to the general population and maintains his/her original Privilege Group status, the personal property shall be returned to the inmate. If the inmate receives a SHU/PSU term, the inmate shall be required to dispose of all unauthorized property prior to transfer in accordance with Section 54030.12.2.

The property of inmates on temporary transfer status shall be processed as follows:

Out-To-Court

Inmates going out-to-court who are not returning the same day shall report to R&R with all of their personal property. R&R staff shall inventory and store the property until the inmate returns from court. If an inmate is paroled or discharged while on out-to-court status, all tangible property, such as clothing, appliances, and paperwork shall be stored for a period of one year. Intangible property, such as inmate funds, shall be maintained for a period of three years. If no claim is made on the property after expiration of time frames, final disposition shall be in accordance with PC Sections 5062 and 5063.

In institutions that have authorized property storage areas within the housing unit, staff from the respective unit may inventory and store the inmate's property.

Hospital/Out-Patient Housing Unit (OHU) / Correctional Treatment Center(CTC)

Inmates transferring to the hospital, OHU, or CTC who are not returning the same day shall turn in all property to the housing unit officer or R&R. The property shall be inventoried and properly stored in accordance with this Section until the inmate returns from the hospital/OHU/CTC.

Inmates going to the hospital/OHU/CTC and returning the same day shall not be required to store their property in the property room.

Inmates placed in the hospital/OHU/CTC due to accident or emergency shall have their property collected, inventoried, and stored in R&R (or other approved area) by the housing unit officer or designee.

Inmates transferring on medical and return status to other institutions shall store their property in R&R or other designated areas.

Return

Upon release/return from the hospital/OHU/CTC or special housing units, the inmate's property shall be returned. The inmate shall be provided an opportunity to sign the property inventory form acknowledging receipt of the property. Issuing staff shall also sign the property inventory form acknowledging the inmate's receipt or refusal to sign.

54030.13.3 Extradition

Inmates or parolees requiring extradition transport from any state or territory of the United States are personally responsible for the disposition of their personal property. It is the inmate's responsibility to make arrangements with the holding agency for the disposal, storage, or mailing of their property prior to being transported by extradition agents. Extradition agents shall not be responsible for inmate property left at the sending agency/institution. At no time shall inmate property be checked onto airplanes or transported in the baggage compartment of the aircraft. The only exception is wheelchairs or other prescribed health care appliances.

Inmates being extradited shall not retain any property on their person except prescribed medications and health care appliances as necessary, e.g., prescribed eyeglasses. Only authorized property that can fit into a 10" x 12" clasp envelope including, but not limited to, jewelry, wallet, watch, family pictures, or printed material shall be allowed to be transported with the prisoner. Inmate property shall be inventoried on a CDC Form 1083. A copy of the CDC Form 1083 shall be placed in the sealed envelope, a copy shall be provided to the inmate, and a copy shall be retained by the extradition agent. The envelope shall then be secured in the agent's carry-on baggage or secured compartment in a transportation vehicle. The inmate may wear his/her own clothing and shoes if deemed appropriate for transport purposes by the assigned State agents.

Inmates being extradited from the CDCR to other jurisdictions, states, or territories of the United States may be allowed to retain all or a portion of their property as determined by the transporting extradition agent. In cases where personal property is not permitted to be transported, inmates shall be provided the opportunity to select appropriate disposition of their property as follows:

Inmates permanently transferring to the custody of another agency shall be provided with the opportunity to mail all property to an address of their choosing via the USPS or common carrier at the inmate's expense.

Indigent inmates shall have property shipped to an address of their choosing at the CDCR's expense.

Note: If no address is provided or previously mailed property is returned as undeliverable, all tangible property shall be placed in storage for a period of one year. Intangible property shall be maintained for a period of three years. If no claim is made on the property after expiration of time frames, final disposition shall be in accordance with PC Sections 5062 and 5063.

Inmates temporarily transferring OTC and other temporary transfers, shall have property stored pending their return to CDCR custody. All property will remain in storage until the inmate is either returned to CDCR custody or paroled or discharged. If paroled or discharged, all tangible property shall be stored for a period of one year. Intangible property shall be maintained for a period of three years. If no claim is made on the property after expiration of time frames, final disposition shall be in accordance with PC Sections 5062 and 5063.

54030.14 Release Clothing

Inmates scheduled for parole or awaiting discharge may be sent a release-clothing package via USPS or common carrier no earlier than 30 days prior to their scheduled parole or discharge date. Inmate release-clothing packages, limited to one set of clothing, shall be retained in a secure location by departmental staff.

54030.15 Escapees' Property

The Department shall not assume responsibility for property abandoned by an escapee until such time as the escape is discovered and the property is inventoried.

All personal property of escapees shall be inventoried and transferred to the investigating lieutenant. In accordance with PC Section 5062 tangible property shall be stored for a period of one year. Intangible property shall be maintained for a period of three years. Final disposition of property shall be in accordance with PC Sections 5062 and 5063.

54030.16 Deceased Inmate Property

All personal property of a deceased inmate shall be inventoried on a CDC Form 1083 and stored in a location designated by the Warden. The deceased

inmate’s Central File shall be reviewed for written directions of the decedent as to the next-of-kin. The deceased inmate’s property shall be shipped to the next of kin as designated on the SOMS - Notification in Case of Death, Serious Injury, or Serious Illness, at the inmate’s expense. If funds are not available in the inmate’s trust account, the property shall be shipped to the person designated on the SOMS - Notification in Case of Inmate Death, Serious Injury, or Serious Illness only after contact and willingness to receive property is established.

If no willing recipient can be identified or previously mailed property is returned as undeliverable, all tangible property shall be placed in storage for a period of one year. Intangible property shall be maintained for a period of three years. If no claim is made on the property after expiration of time frames, final disposition shall be in accordance with PC Sections 5062 and 5063.

ARTICLE 43 — INMATE PROPERTY MATRIX

Revised – February 1, 2008

MATRIX - AUTHORIZED PERSONAL PROPERTY SCHEDULE (APPS)

Facilities may submit requests to be exempted from the personal property items detailed in these schedules. These Exemption Requests are to be submitted to the Chief, Standardized Procedures Liaison Unit, with a copy to the appropriate mission-based Associate Director. All requests must include rationale and supporting data such as incident reports, physical plant limitations, etc. In the case of a safety/security related request, the requesting institution may immediately implement the requested exemption pending approval/disapproval by the Deputy Director, Division of Adult Institutions (DAI).

Inmates may request to have items added to the APPS through their Inmate Advisory Council (IAC). All IAC requests are subject to review by local institutional administration and may be included with any facility Exemption Requests forwarded to the DAI.

TABLE OF CONTENTS

PROGRAM DESCRIPTION	SECTION #
Reception Centers	54030.17
Levels I, II, III, Male Conservation Camps and Community Correctional Facilities	54030.18
Levels III and IV	54030.19
High Security and Transitional Housing	54030.20
Female Offenders Programs	54030.21

54030.17

RECEPTION CENTERS

TABLE OF CONTENTS

ITEM DESCRIPTION.....	SECTION #
Granted Exemption Requests.....	54030.17.1
Personal Clothing.....	54030.17.2
Personal Care / Hygiene.....	54030.17.3
Food.....	54030.17.4
Miscellaneous.....	54030.17.5
Games.....	54030.17.6
Registerable Property	54030.17.7
• Registerable Appliances.....	54030.17.7.1
• Other Registerable Items	54030.17.7.2

54030.17.1

GRANTED EXEMPTION REQUESTS

California Institution for Men
No Exemptions

Deuel Vocational Institution
No Exemptions

North Kern State Prison
No Exemptions

Richard J. Donovan Correctional Facility
No Exemptions

San Quentin State Prison
No Exemptions

Wasco State Prison
No Exemptions

NOTE: Institutions listed in this matrix are administered by the mission-based region for Reception Centers. Individual facilities with Security Levels outside the scope of this region are subject to property requirements of the mission-based matrix most closely associated with the facility Security Level, unless an exemption has been granted.

“YES” = NO LIMIT ON PRODUCTS. HOWEVER, TOTAL MUST REMAIN WITHIN SIX CUBIC FEET

54030.17.2

PERSONAL CLOTHING FOR RECEPTION CENTER INMATES

- INMATES ARE ONLY PERMITTED ITEMS OF PERSONAL CLOTHING LISTED IN THIS SCHEDULE UNLESS AUTHORIZED FOR MEDICAL REASONS.
- INMATES ARE PERMITTED TO WEAR SOLID COLORS ONLY UNLESS OTHERWISE INDICATED.
- INMATES ARE PROHIBITED FROM POSSESSING, USING, OR WEARING PERSONAL CLOTHING ITEMS IN ANY SHADE OR TINT OF GREEN, BLACK, BROWN, TAN, RED, OR BLUE UNLESS OTHERWISE INDICATED.
- INMATES ARE PROHIBITED FROM POSSESSING, USING, OR WEARING PERSONAL CLOTHING WITH HOODS, PICTURES, DECORATIVE ZIPPERS, INSIDE POCKETS, OR ZIPPED POCKETS.
- ALL INMATES ARE PROHIBITED FROM POSSESSING, USING, OR WEARING ITEMS WHICH ARE OBSCENE OR WHICH HAVE LOGOS, LETTERING, PICTURES WHICH ADVERTISE OR DEPICT ALCOHOL, GANGS, PROFANITY, SEX, WEAPONS, DRUGS, OR DRUG PARAPHERNALIA.
- MALE INMATES SHALL NOT RECEIVE OR POSSESS ITEMS OF CLOTHING DESIGNED AND MANUFACTURED SPECIFICALLY FOR WOMEN UNLESS AUTHORIZED FOR MEDICAL REASONS.

Item Description With additional requirements and restrictions.	Reception Center		ASU
	PRIVILEGE GROUP		
	(Initial Intake) U	(Processing) U	D
ATHLETIC SHORTS (White or light gray only, no logos or printing).	0	0	0
ATHLETIC SUPPORTER	0	0	0
BRIEFS (White only).	10	10	0
GLOVES (Cold weather gloves upon approval of Warden, no zippers, pockets, or metal).	0	1	0
HATS and CAPS <ul style="list-style-type: none"> • BASEBALL (White or light gray only, no black). • WATCH CAPS (No black). • Additional hats consistent with these regulations may be allowed by local institution discretion. (No stripes, designs, or logos, neutral colors only).	0	1	0
HEAD BAND (Terry cloth, plain, white, or gray).	0	0	0
RAIN COAT/PONCHO (Transparent only).	0	1	0
SHOWER SHOES (Foam or soft rubber, single layer, thong type construction, not exceeding 1" in thickness).	1 pair	1 pair	1 pair
SLIPPERS / HOUSESHOES (No leather or leather-like materials).	0	1 pair	0
SOCKS (White only. Any combination of short to knee-high).	0	7	0
SWEAT SHIRT (Light grey, white, or off-white only).	0	1	0
SWEAT PANTS (Light grey, white, or off-white only).	0	1	0
TENNIS SHOES (No shades of red or blue. Low, mid, or high tops are permitted. Must be predominantly white in color. No K-Swiss, Bugle Boys, Joy Walkers, Pumps, Gels, British Knights, or Airlifts. Shoe laces white only. Not to exceed \$75.00. No hidden compartments, zippers, or laces that are covered or concealed. No metal components including eyelets).	0	1 pair	0
UNDERWEAR, THERMAL OR LONG (Grey, white, or off-white only. One pair consists of top and bottom or solid one piece).	0	1 set	1 set
UNDER SHIRTS (White only. Any combination of crew neck, v-neck, or sleeveless athletic tank-top).	0	5	0
WAVE CAPS (White or grey only).	0	1	0

54030.17.3

PERSONAL CARE / HYGIENE FOR RECEPTION CENTER INMATES

- NO ALCOHOL-BASED PRODUCTS AND NO AEROSOL CONTAINERS ALLOWED.
- NO METAL CONTAINERS.
- PRODUCTS CONTAINING PHOSPHATES ARE NOT ALLOWED.
- DISPOSABLE RAZORS ARE RESTRICTED FROM ALL LEVEL IV 180 DESIGN PROGRAM YARDS AND HOUSING.
- INSTITUTIONS MAY REQUIRE DISPOSABLE RAZORS TO MEET SAFETY TAMPER PROOF SPECIFICATIONS.

Item Description With additional requirements and restrictions.	Reception Center		ASU
	PRIVILEGE GROUP		
	(Initial Intake) U	(Processing) U	D
BODY POWDERS (Baby powder, foot powder, etc.).	0	1	0
COMB (Non-metal, maximum of 6" in length, no handle).	1	1	0
COSMETIC/SHAVING BAG (Not to exceed 6" x 6" x 8").	0	1	0
COTTON SWABS	0	100	0
DENTAL ADHESIVE (For approved denture wearers only).	0	2	2
DENTAL FLOSSERS/GLIDERS (No more than 3" in length, amount allowed in possession to be determined by local institutional procedure).	0	YES	YES
DENTURE CLEANSER	0	1 box	1 box
DEPILATORYS (Hair removers, Magic Shave, etc.).	0	1	0
DEODORANT/ANTIPERSPIRANT (Stick or roll-on, deodorant must be clear and in clear container only).	0	4	2
HAIR CONDITIONER	0	1	0
HAIR OIL / GREASE	0	1	0
INSECT REPELLANT (Must contain N,N-diethyl-m-toluamide (DEET) as main active ingredient).	0	2	0
LAUNDRY DETERGENT (Powder or liquid).	0	1	0
LIP BALM (No pigmentation added).	0	1	0
LOTIONS (Includes sun-block and baby oil) Baby Oil is restricted from Level IV housing.	0	1	0
MEDICATIONS, OVER-THE-COUNTER (Only those OTC medications permitted by the Division of Correctional Health Care Services shall be stocked by institution canteens, OTC medications are not approved for inmate packages).	YES	YES	YES
MIRROR (Maximum of 6" diameter).	0	1	0
MOUTHWASH (Non-alcohol only).	0	1	0
NAIL CLIPPER (Maximum of 2" length, no file blade).	0	1	0
PALM BRUSH/COMB (No handle, plastic only).	1	1	1
PETROLEUM JELLY (Restricted from level IV design housing).	0	1	0
RAZOR, DISPOSABLE (Not permitted in Level IV 180 design housing).	0	5	0
SHAMPOO	0	1	1
SHAVING CREAM (Non-aerosol).	0	1	0
SOAP, BAR	0	6	2
SOAP DISH (Non-metal).	0	1	0
SOAP, LIQUID	0	1	0
TOOTHBRUSH (Subject to local determination of maximum length, local facility is required to shorten if necessary, to meet local requirements).	1	2	1
TOOTHBRUSH HOLDER (Plastic only, may only cover head of toothbrush).	0	1	0
TOOTHPASTE / POWDER (Toothpaste must be clear and in clear container).	Powder	1	2
WASHCLOTHS (White only).	0	2	0

54030.17.4

FOOD FOR RECEPTION CENTER INMATES

- NO GLASS CONTAINERS.
- CANNED ITEMS AND METAL CONTAINERS ARE RESTRICTED FROM SECURITY LEVEL IV, ASU, AND SHU.
- NO PRODUCTS REQUIRING REFRIGERATION ARE PERMITTED.
- NO FOIL PACKAGED ITEMS PERMITTED.
- FOODS MEETING SPECIFIC RECOGNIZED RELIGIOUS DIETARY REQUIREMENTS MAY BE ORDERED FROM A LOCALLY APPROVED RELIGIOUS SPECIALTY VENDOR. RELIGIOUS SPECIALTY FOODS MUST MEET REQUIREMENTS OF THE APPS.
- THE APPS IS NOT INTENDED TO REFLECT ITEMS INTENDED FOR IMMEDIATE CONSUMPTION, SUCH AS ICE CREAM.

Item Description With additional requirements and restrictions.	Reception Center		ASU
	PRIVILEGE GROUP		
	(Initial Intake) U	(Processing) U	D
BEVERAGES (Soda, water, etc. No fruit juice containing sugar. Canned soda in aluminum cans is permissible for all Security Levels. Privilege Group D is restricted from plastic bottles and aluminum cans).	0	YES	YES
CANDY (Shall not contain alcohol or liqueurs, hard candy shall be sugar free only).	0	YES	1 pound limit
CANNED GOODS (Canteen only. Not approved for inmate packages. Restricted from Level IV, ASU, and SHU). NOTE: for canned soda, refer to BEVERAGES.	0	YES	0
CEREALS (Dry, single serving packets only).	0	YES	YES
CHEESE (Non-aerosol).	0	YES	0
CHIPS	0	YES	YES
COCOA (Sugar free).	0	YES	YES
COOKIES	0	YES	YES
COFFEE (Instant only).	0	YES	YES
CONDIMENTS (Hot sauce, mustard, etc., are permissible. Items containing sugar such as ketchup, jams, jellies, honey, syrup, juices, and sugar are restricted from personal possession).	0	YES	0
CRACKERS	0	YES	YES
CREAMER (Powdered only).	0	YES	0
DRY MIX DRINKS (Non-flammable, sugar-free only).	0	YES	YES
MEATS, DRY (Salami, jerky, sausages, etc.).	0	YES	YES
FOODS, VACUUM PACKED (Tuna, sardines, vegetables, etc.).	0	YES	0
MISCELLANEOUS SNACK ITEMS (Snack cakes, bars, pies, etc., are permissible. Dried fruit is not permitted).	0	YES	YES
NUTS (No shells).	0	YES	YES
PROTEIN SUPPLEMENTS (Solid tablet or capsule form only. No bulk powdered products).	0	YES	Medical Rx. Only
SOUPS (Styrofoam containers are restricted from ASU and SHU).	0	YES	YES
ARTIFICIAL SWEETENER	0	YES	YES
TEA (Bags and instant).	0	YES	YES
VITAMIN / MINERAL SUPPLEMENTS (Solid tablet or capsule form. No bulk powdered products).	0	YES	YES

54030.17.5

MISCELLANEOUS ITEMS FOR RECEPTION CENTER INMATES

Item Description With additional requirements and restrictions.	Reception Center		ASU
	PRIVILEGE GROUP		
	(Initial Intake) U	(Processing) U	D
ADDRESS BOOK (Paperback only, 3" x 5" maximum).	1	1	1
AUDIO CASSETTES (Professionally pre-recorded only).	0	0	0
BALLPOINT PENS (Non-metal, clear plastic only. Flexible pens or pen fillers may be required for ASU/SHU by local facility procedure).	1	1	1
BATTERY RECHARGER (Does not count as an electrical appliance).	0	0	0
BATTERIES	0	0	0
BOOKS, MAGAZINES, AND NEWSPAPERS (Paperback or hardback with cover removed only. Limits do not apply to legal materials).	5	5	5
BOWL (Plastic, maximum of 8" in diameter).	0	1	0
CALENDAR (12" x 12" maximum dimensions, no metal).	0	0	0
CLOCK (Non-electric, no alarm).	0	0	0
COAXIAL CABLE (Based on local facility determination, maximum 6' in length).	0	0	0
COMPACT DISCS (Factory pre-recorded only, sets including DVDs shall not be permitted).	0	0	0
CORRESPONDENCE COURSE (Does not impact the limit on books, must be within the established 6-cubic feet limit of allowable property).	0	0	YES
ENVELOPES, BLANK AND/OR PRE-STAMPED	10	40	40
ENVELOPES, METERED (Indigent inmates only).	0	5	5
EXTENSION CORD (Maximum length of 6', UL approved only, must adhere to requirements established in California Electric Code Section 400.8, three prong outlet only, upon local facility discretion).	0	0	0
GREETING CARDS	0	10	5
HANDKERCHIEFS (White or light gray only).	0	5	0
INSTRUMENT STRINGS, SPARE (As determined by local institutional procedures).	0	0	0
LEGAL MATERIAL (Books, pamphlets, and other legal reference).	YES	YES	YES
LEGAL PADS / TABLETS AND NOTEBOOKS (No spiral bound).	1	1	1
PENCILS, DRAWING (Colored), OR WRITING (Non-mechanical only).	1	3	0
PENCIL SHARPENER (Non-electric, hand held only, no metal cover, maximum 2" length). Use in Level IV facilities subject to approval of Warden.	1	1	0
PHOTOS / PORTRAITS (Maximum of 8" x 10").	15	15	15
PHOTO ALBUMS (Maximum of 9" x 12").	0	0	0
PLASTIC TUMBLER (16 ounce or less).	1	1	0
READING GLASSES – NON PRESCRIPTION (Magnifying glasses).	1	1	1
RELIGIOUS ITEMS (As approved by the local religious review committees, i.e., kufi caps, yamikas, prayer rugs, etc.).	YES	YES	YES
SPLITTER (For use with Television).	0	0	0
STAMPS (U.S. Postal only).	40	40	40
STATIONERY (For written correspondence, may be decorated and have matching envelopes).	15 sheets	500 sheets	15 sheets
SUN GLASSES – NON-PRESCRIPTION (No steel frames, non-mirrored, no red or blue lenses. Purchase value not to exceed \$50.00, excludes prescription sun glasses).	0	0	0
STORAGE CONTAINER (As permitted by local institutional authority, may include clear storage containers, foot lockers, denture holders, etc.).	0	0	0
WALLET (Plain brown or black, no engravings).	0	0	0

54030.17.6

GAMES FOR RECEPTION CENTER INMATES

Item Description With additional requirements and restrictions.	Reception Center		ASU
	PRIVILEGE GROUP		
	(Initial Intake) U	(Processing) U	D
CARDS (No role playing).	0	1	0
CHECKERS	0	1	0
CHESS	0	1	0
DOMINOS	0	1	0

54030.17.7

REGISTERABLE PROPERTY FOR RECEPTION CENTER INMATES

- A MAXIMUM OF THREE ELECTRICAL APPLIANCES OF ANY TYPE ARE ALLOWED PER MALE INMATE.
- BATTERY OPERATED, NON-ENTERTAINMENT APPLIANCES SHALL NOT COUNT TOWARDS THE APPLIANCE LIMIT.
- APPLIANCES WITH INTERNAL MECHANISMS FOR RECORDING OR TRANSMITTING CAPABILITY SHALL NOT BE ALLOWED. VENDOR OR MANUFACTURER ALTERATIONS THAT DISABLE AN APPLIANCES CAPABILITY TO RECORD OR TRANSMIT SHALL NOT BE ALLOWED. COMPACT DISC AND CASSETTE TAPE PLAYERS ARE RESTRICTED TO ORIGINAL MANUFACTURER PLAY CAPABILITY ONLY.
- APPLIANCES SHALL BE PORTABLE MODELS, AND HAVE AN INTERNAL ANTENNA. NO REEL-TO-REEL OR SPOOL TYPE PLAYERS.
- ENTERTAINMENT APPLIANCES SHALL HAVE EARPHONES/EARPLUGS, WHICH SHALL BE WORN, ON HEAD OR IN EAR WHEN APPLIANCE IS IN USE. EARPHONES/EARPLUGS MAY BE PURCHASED AND POSSESSED WHEN INMATE HAS TV, OR AUDIO DEVICE AS PERSONAL PROPERTY.
- THE POSSESSION OF ACCESSORIES FOR APPLIANCES AND MUSICAL INSTRUMENTS SUCH AS RIBBONS AND DAISY WHEELS FOR TYPEWRITERS IS AUTOMATICALLY IMPLIED. INSTITUTIONS MAY LIMIT ACCESSORIES BASED UPON SAFETY/SECURITY CONCERNS.
- MANUAL TYPEWRITERS ARE RESTRICTED FROM LEVEL IV, 180 DESIGN PROGRAM YARDS AND HOUSING.

NOTE: CERTAIN INMATE HOUSING CONFIGURATIONS MAY JUSTIFY THE PRECLUSION OF THE POSSESSION AND USE OF SPECIFIC APPLIANCES. WARDENS MUST REQUEST APPROVAL FOR AN EXEMPTION FROM THE DEPUTY DIRECTOR, INSTITUTIONS DIVISION.

54030.17.7.1

REGISTERABLE APPLIANCES FOR RECEPTION CENTER INMATES

Item Description With additional requirements and restrictions.	Reception Center		ASU
	PRIVILEGE GROUP		
	(Initial Intake) U	(Processing) U	D
AUDIO ENTERTAINMENT APPLIANCE (PG D, AM/FM radio only. AC power only. Must have earphone jack and earphones/earbuds. Clear Case only. No detachable speakers. Outside measurements not to exceed 3" x 6" x 6". Possession by PG D precludes any other entertainment appliance. Purchase value not to exceed \$150).	0	0	1
FAN (AC power or battery operated, plastic blade and cage. Not to exceed 9", not to exceed \$25).	0	0	0
HAIR/TRIMMER (AC power, battery operated, or rechargeable, includes attachments and combs. Spare blades may not be kept in possession of inmate).	0	0	0
HOT POT (UL approved, maximum 350 watts, 40 oz liquid capacity. Clear, non-removable base from body, temperature sensitive thermal fuse, allowable based upon local facility determination). <i>NOTE: If this item is used in an assault or in a manner that constitutes a safety/security threat, the inmate shall permanently lose the privilege of possession of this item.</i>	0	0	0
LAMP (Not to exceed 3 pounds or 12" extended length. Not to exceed 30 watts. Not to exceed \$25. Flexible neck only. AC power or battery operated).	0	0	0
RAZOR, ELECTRIC (AC power or battery operated, purchase value not to exceed \$50).	0	0	0

54030.17.7.1 (Continued)

REGISTERABLE APPLIANCES FOR RECEPTION CENTER INMATES

Item Description With additional requirements and restrictions.	Reception Center		ASU
	PRIVILEGE GROUP		
	(Initial Intake) U	(Processing) U	D
TELEVISION SET (PG D, AC power only, no batteries, portable models only). Must have jack and earphones/earbuds. Outside cabinet clear case only and not to exceed 16" x 16" x 20" deep. Screen not to exceed 13" measured diagonally. Possession by PG D precludes any other entertainment appliance. (Purchase value not to exceed \$300. NO REMOTE CONTROL DEVICES).	0	0	1
TYPEWRITER, ELECTRIC AC power or battery operated. Portable only. Not to exceed 24" x 18" x 12". No removable memory storage device, disks, tapes, chips (CPUs). Temporary internal memory up to one-line for correction purposes is permissible. Memory must automatically clear when device is turned off. No capability to transfer information. Existing memory typewriters may be retained with owner's manual until no longer operational. (Purchase value not to exceed \$200).	0	0	0

54030.17.7.2

OTHER REGISTERABLE ITEMS FOR RECEPTION CENTER INMATES

Item Description With additional requirements and restrictions.	Reception Center		ASU
	PRIVILEGE GROUP		
	(Initial Intake) U	(Processing) U	D
CALCULATOR Hand held, battery or solar battery operated. No games, clock, or alarm. No removable memory storage device, disks, tapes, chips (CPUs). No capability to transfer information. (Purchase value not to exceed \$25)	0	0	0
HANDICRAFT (Requires institutional approval).	0	0	0
HEADPHONES (Not to exceed \$25).	0	0	1
HEALTH CARE APPLIANCE (Dr. Rx. Only).	YES	YES	YES
MUSICAL INSTRUMENT (As determined by local institutional procedures. Combined instrument and case dimensions shall not exceed 46" x 24" x 12". New purchases of keyboards are no longer permitted in male facilities, existing keyboards are permitted).	0	0	0
RELIGIOUS MEDAL AND CHAIN (Not to exceed \$100, chain not to exceed 18" in length, obtainable as a set only, chains may not be purchased separately from medal).	1	1	0
RING (Wedding band, one only, yellow or white metal only. Not to exceed \$100, maximum declared value, and may not contain a set or stone).	1	1	1
TYPEWRITER, MANUAL (Restricted from Level IV 180 design housing. Portable only. Not to exceed 24" x 18" x 12". No removable memory storage device, disks, tapes, chips (CPUs). No capability to transfer information. (Purchase value not to exceed \$200).	0	0	0
WATCH Wrist or pocket style. No sets or stones. No memory storage device, disks, tapes, or CPUs. No alarm, calculator, radio, TV, game, or communication capabilities. No capacity to transfer information. (Purchase value not to exceed \$50).	0	0	0

54030.18

**LEVELS I, II, III, MALE CONSERVATION CAMPS
AND COMMUNITY CORRECTIONAL FACILITIES**

TABLE OF CONTENTS

ITEM DESCRIPTION	SECTION #
Granted Exemption Requests	54030.18.1
Personal Clothing	54030.18.2
Personal Care / Hygiene	54030.18.3
Food	54030.18.4
Miscellaneous	54030.18.5
Games	54030.18.6
Registerable Property	54030.18.7
• Registerable Appliances.....	54030.18.7.1
• Other Registerable Items.....	54030.18.7.2

54030.18.1

GRANTED EXEMPTION REQUESTS

Avenal State Prison

Dormitory Facilities

- Dormitory housing is excluded from AC appliances and restricted to battery operated appliances only.
- Inmates may possess up to 16 batteries.

California Correctional Center

No Exemptions

California Rehabilitation Center

No Exemptions

California State Prison, Solano

No Exemptions

Chuckawalla Valley State Prison

Dormitory Facilities

- Dormitory housing is excluded from battery rechargers, hot pots, electric (AC) lamps, televisions, electric razors, electric typewriters, AC power adapters.

Correctional Training Facility

All Facilities

- Tweezers, non-metal, plastic only, permitted for PG A, B, C, and U.

Folsom State Prison

No Exemptions

Ironwood State Prison

No Exemptions

Sierra Conservation Center

- Televisions are restricted from Level I and Level II facilities.
- Hot Pots are not permitted in Conservation Camps, Level I and Level II facilities by Warden’s discretion.

NOTE: Institutions listed in this matrix are administered by the mission-based region for Level I, II, III, Male Conservation Camps and Community Correctional Facilities. Individual facilities with Security Levels outside the scope of this region are subject to property requirements of the mission-based matrix most closely associated with the facility Security Level, unless an exemption has been granted.

YES”=NO LIMIT ON PRODUCTS. HOWEVER, TOTAL MUST REMAIN WITHIN SIX CUBIC FEET

54030.18.2

PERSONAL CLOTHING FOR LEVEL I, II, III, CAMP AND CCF MALE INMATES

- INMATES ARE ONLY PERMITTED ITEMS OF PERSONAL CLOTHING LISTED IN THIS SCHEDULE UNLESS AUTHORIZED FOR MEDICAL REASONS.
- INMATES ARE PERMITTED TO WEAR SOLID COLORS ONLY UNLESS OTHERWISE INDICATED.
- INMATES ARE PROHIBITED FROM POSSESSING, USING, OR WEARING PERSONAL CLOTHING ITEMS IN ANY SHADE OR TINT OF GREEN, BLACK, BROWN, TAN, RED, OR BLUE UNLESS OTHERWISE INDICATED.
- INMATES ARE PROHIBITED FROM POSSESSING, USING, OR WEARING PERSONAL CLOTHING WITH HOODS, PICTURES, DECORATIVE ZIPPERS, INSIDE POCKETS, OR ZIPPERED POCKETS.
- ALL INMATES ARE PROHIBITED FROM POSSESSING, USING, OR WEARING ITEMS WHICH ARE OBSCENE OR WHICH HAVE LOGOS, LETTERING, PICTURES WHICH ADVERTISE OR DEPICT ALCOHOL, GANGS, PROFANITY, SEX, WEAPONS, DRUGS, OR DRUG PARAPHERNALIA.
- MALE INMATES SHALL NOT RECEIVE OR POSSESS ITEMS OF CLOTHING DESIGNED AND MANUFACTURED SPECIFICALLY FOR WOMEN UNLESS AUTHORIZED FOR MEDICAL REASONS.

Item Description With additional requirements and restrictions.	General Population			ASU
	PRIVILEGE GROUP			
	A	B	C	D
ATHLETIC SHORTS (White or light gray only, no logos or printing).	2	2	2	0
ATHLETIC SUPPORTER	2	2	2	0
BRIEFS (White only).	10	10	10	0
GLOVES (Cold weather gloves upon approval of Warden, no zippers, pockets, or metal).	1	1	1	0
HATS and CAPS <ul style="list-style-type: none"> • BASEBALL (White or light gray only, no black). • WATCH CAPS (No black). • Additional hats consistent with these regulations may be allowed by local institution discretion. (No stripes, designs, or logos, neutral colors only).	3	3	3	0
HEAD BAND (Terry cloth, plain, white, or gray).	2	2	2	0
RAIN COAT/PONCHO (Transparent only).	1	1	1	0
SHOWER SHOES (Foam or soft rubber, single layer, thong type construction, not exceeding 1" in thickness).	1 pair	1 pair	1 pair	1 pair
SLIPPERS / HOUSESHOES (No leather or leather-like materials).	1 pair	1 pair	1 pair	0
SOCKS (White only. Any combination of short to knee-high).	7	7	7	0
SWEAT SHIRT (Light grey, white, or off-white only).	2	2	2	0
SWEAT PANTS (Light grey, white, or off-white only).	2	2	2	0
TENNIS SHOES (No shades of red or blue. Low, mid, or high tops are permitted. Must be predominantly white in color. No K-Swiss, Bugle Boys, Joy Walkers, Pumps, Gels, British Knights, or Airlifts. Shoe laces white only. Not to exceed \$75.00. No hidden compartments, zippers, or laces that are covered or concealed. No metal components including eyelets).	1 pair	1 pair	1 pair	0
UNDERWEAR, THERMAL OR LONG (Grey, white, or off-white only. One pair consists of top and bottom or solid one piece).	2 sets	2 sets	2 sets	1 set
UNDER SHIRTS (White only. Any combination of crew neck, v-neck, or sleeveless athletic tank-top).	5	5	5	0
WAVE CAPS (White or grey only).	2	2	2	0

54030.18.3

PERSONAL CARE / HYGIENE FOR LEVEL I, II, III, CAMP AND CCF MALE INMATES

- NO ALCOHOL-BASED PRODUCTS AND NO AEROSOL CONTAINERS ALLOWED.
- NO METAL CONTAINERS.
- PRODUCTS CONTAINING PHOSPHATES ARE NOT ALLOWED.
- DISPOSABLE RAZORS ARE RESTRICTED FROM ALL LEVEL IV, 180 DESIGN PROGRAM YARDS AND HOUSING.
- INSTITUTIONS MAY REQUIRE DISPOSABLE RAZORS TO MEET SAFETY TAMPER PROOF SPECIFICATIONS.

Item Description With additional requirements and restrictions.	General Population			ASU
	PRIVILEGE GROUP			
	A	B	C	D
BODY POWDERS (Baby powder, foot powder, etc.).	2	2	2	0
COMB (Non-metal, maximum of 6" in length, no handle).	1	1	1	0
COSMETIC/SHAVING BAG (Not to exceed 6" x 6" x 8").	1	1	1	0
COTTON SWABS	100	100	100	0
DENTAL ADHESIVE (For approved denture wearers only).	2	2	2	2
DENTAL FLOSSERS/GLIDERS (No more than 3" in length, amount allowed in possession to be determined by local institutional procedure).	YES	YES	YES	YES
DENTURE CLEANSER	2 boxes	2 boxes	2 boxes	1 box
DEPILATORYS (Hair removers, Magic Shave, etc.).	2	2	2	0
DEODORANT/ANTIPERSPIRANT (Stick or roll-on, deodorant must be clear and in clear container only).	4	4	4	2
HAIR CONDITIONER	2	2	2	0
HAIR OIL / GREASE	2	2	2	0
INSECT REPELLANT (Must contain N,N-diethyl-m-toluamide (DEET) as main active ingredient).	2	2	2	0
LAUNDRY DETERGENT (Powder or liquid).	1	1	1	0
LIP BALM (No pigmentation added).	2	2	2	0
LOTIONS (Includes sun-block and baby oil). Baby Oil is restricted from Level IV housing.	2	2	2	0
MEDICATIONS, OVER-THE-COUNTER (Only those OTC medications permitted by the Division of Correctional Health Care Services shall be stocked by institution canteens, OTC medications are not approved for inmate packages).	YES	YES	YES	YES
MIRROR (Maximum of 6" diameter).	1	1	1	0
MOUThWASH (Non-alcohol only).	2	2	2	0
NAIL CLIPPER (Maximum of 2" length, no file blade).	1	1	1	0
PALM BRUSH/COMB (No handle, plastic only).	1	1	1	1
PETROLEUM JELLY (Restricted from level IV design housing).	2	2	2	0
RAZOR, DISPOSABLE (Not permitted in Level IV, 180 design housing).	10	10	10	0
SHAMPOO	2	2	2	1
SHAVING CREAM (Non-aerosol).	2	2	2	0
SOAP, BAR	6	6	6	2
SOAP DISH (Non-metal).	1	1	1	0
SOAP, LIQUID	2	2	2	0
TOOTHBRUSH (Subject to local determination of maximum length, local facility is required to shorten if necessary, to meet local requirements).	2	2	2	1
TOOTHBRUSH HOLDER (Plastic only, may only cover head of toothbrush).	1	1	1	0
TOOTHPASTE / POWDER (Toothpaste must be clear and in clear container).	3	3	3	2
WASHCLOTHS (White only).	3	3	3	0

54030.18.4

FOOD FOR LEVEL I, II, III, CAMP AND CCF MALE INMATES

- NO GLASS CONTAINERS.
- CANNED ITEMS AND METAL CONTAINERS ARE RESTRICTED FROM SECURITY LEVEL IV, ASU, AND SHU.
- NO PRODUCTS REQUIRING REFRIGERATION ARE PERMITTED.
- NO FOIL PACKAGED ITEMS PERMITTED.
- FOODS MEETING SPECIFIC RECOGNIZED RELIGIOUS DIETARY REQUIREMENTS MAY BE ORDERED FROM A LOCALLY APPROVED RELIGIOUS SPECIALTY VENDOR. RELIGIOUS SPECIALTY FOODS MUST MEET REQUIREMENTS OF THE APPS.
- THE APPS IS NOT INTENDED TO REFLECT ITEMS INTENDED FOR IMMEDIATE CONSUMPTION, SUCH AS ICE CREAM.

Item Description With additional requirements and restrictions.	General Population			ASU
	PRIVILEGE GROUP			
	A	B	C	D
BEVERAGES (Soda, water, etc. No fruit juice containing sugar. Canned soda in aluminum cans is permissible for all Security Levels. Privilege Group D is restricted from plastic bottles and alum. cans).	YES	YES	YES	YES
CANDY (Shall not contain alcohol or liqueurs, hard candy shall be sugar free only).	YES	YES	YES	1 pound limit
CANNED GOODS (Canteen only. Not approved for inmate packages. Restricted from Level IV, ASU, and SHU). NOTE: for canned soda, refer to BEVERAGES.	YES	YES	YES	0
CEREALS (Dry, single serving packets only).	YES	YES	YES	YES
CHEESE (Non-aerosol).	YES	YES	YES	0
CHIPS	YES	YES	YES	YES
COCOA (Sugar free).	YES	YES	YES	YES
COOKIES	YES	YES	YES	YES
COFFEE (Instant only).	YES	YES	YES	YES
CONDIMENTS (Hot sauce, mustard, etc., are permissible. Items containing sugar such as ketchup, jams, jellies, honey, syrup, juices, and sugar are restricted from personal possession).	YES	YES	YES	0
CRACKERS	YES	YES	YES	YES
CREAMER (Powdered only).	YES	YES	YES	0
DRY MIX DRINKS (Non-flammable, sugar-free only).	YES	YES	YES	YES
MEATS, DRY (Salami, jerky, sausages, etc.).	YES	YES	YES	YES
FOODS, VACUUM PACKED (Tuna, sardines, vegetables, etc.).	YES	YES	YES	0
MISCELLANEOUS SNACK ITEMS (Snack cakes, bars, pies, etc., are permissible. Dried fruit is not permitted).	YES	YES	YES	YES
NUTS (No shells).	YES	YES	YES	YES
PROTEIN SUPPLEMENTS (Solid tablet or capsule form only. No bulk powdered products).	YES	YES	YES	Medical Rx. Only
SOUPS (Styrofoam containers are restricted from ASU and SHU).	YES	YES	YES	YES
ARTIFICIAL SWEETENER	YES	YES	YES	YES
TEA (Bags and instant).	YES	YES	YES	YES
VITAMIN / MINERAL SUPPLEMENTS (Solid tablet or capsule form. No bulk powdered products).	YES	YES	YES	YES

**54030.18.5
MISCELLANEOUS ITEMS FOR LEVEL I, II, III, CAMP AND CCF MALE INMATES**

Item Description With additional requirements and restrictions.	General Population			ASU
	PRIVILEGE GROUP			
	A	B	C	D
ADDRESS BOOK (Paperback only, 3" x 5" maximum).	1	1	1	1
AUDIO CASSETTES (Professionally pre-recorded only).	10	10	0	0
BALLPOINT PENS (Non-metal, clear plastic only. Flexible pens or pen fillers may be required for ASU/SHU by local facility procedure).	4	4	1	1
BATTERY RECHARGER (Does not count as an electrical appliance).	1	1	0	0
BATTERIES	8	8	0	0
BOOKS, MAGAZINES, AND NEWSPAPERS (Paperback or hardback with cover removed only. Limits do not apply to legal materials).	10	10	5	5
BOWL (Plastic, maximum of 8" in diameter).	2	2	1	0
CALENDAR (12" x 12" maximum dimensions, no metal).	1	1	1	0
CLOCK (Non-electric, no alarm).	1	1	0	0
COAXIAL CABLE (Based on local facility determination, maximum 6' in length).	1	1	0	0
COMBINATION LOCK (Common key required by institution, canteen item only, not approved for inmate packages).	1	1	1	0
COMPACT DISCS (Factory pre-recorded only, sets including DVDs shall not be permitted).	10	10	0	0
CORRESPONDENCE COURSE (Does not impact the limit on books, must be within the established 6-cubic feet limit of allowable property).	1	1	1	YES
ENVELOPES, BLANK AND/OR PRE-STAMPED	40	40	40	40
ENVELOPES, METERED (Indigent inmates only).	5	5	5	5
EXTENSION CORD (Maximum length of 6', UL approved only, must adhere to requirements established in California Electric Code Section 400.8, three prong outlet only, upon local facility discretion).	1	1	0	0
GREETING CARDS	10	10	5	5
HANDKERCHIEFS (White or light gray only).	5	5	2	0
INSTRUMENT STRINGS, SPARE (As determined by local institutional procedures).	1	1	0	0
LEGAL MATERIAL (Books, pamphlets, and other legal reference).	YES	YES	YES	YES
LEGAL PADS / TABLETS AND NOTEBOOKS (No spiral bound).	4	4	2	1
PENCILS, DRAWING (Colored), OR WRITING (Non-mechanical only).	20	20	20	0
PENCIL SHARPENER (Non-electric, hand held only, no metal cover, maximum 2" length). Use in Level IV facilities subject to approval of Warden.	1	1	1	0
PHOTOS / PORTRAITS (Maximum of 8" x 10").	YES	YES	YES	15
PHOTO ALBUMS (Maximum of 9" x 12").	4	4	4	0
PLASTIC TUMBLER (16 ounce or less).	2	2	2	0
READING GLASSES – NON PRESCRIPTION (Magnifying glasses).	1	1	1	1
RELIGIOUS ITEMS (As approved by the local religious review committees, i.e., kufi caps, yamikas, prayer rugs, etc.).	YES	YES	YES	YES
SPLITTER (For use with Television).	1	1	0	0
STAMPS (U.S. Postal only).	40	40	40	40
STATIONERY (For written correspondence, may be decorated and have matching envelopes).	500 sheets	500 sheets	500 sheets	15 sheets
SUN GLASSES – NON-PRESCRIPTION (No steel frames, non-mirrored, no red or blue lenses. Purchase value not to exceed \$50.00, excludes prescription sun glasses).	1	1	1	0
STORAGE CONTAINER (As permitted by local institutional authority, may include clear storage containers, foot lockers, denture holders, etc.).	YES	YES	YES	0
WALLET (Plain brown or black, no engravings).	1	1	1	0

54030.18.6

GAMES FOR LEVEL I, II, III, CAMP AND CCF MALE INMATES

Item Description With additional requirements and restrictions.	General Population			ASU
	PRIVILEGE GROUP			
	A	B	C	D
CARDS (No role playing).	1	1	0	0
CHECKERS	1	1	0	0
CHESS	1	1	0	0
DOMINOS	1	1	0	0

54030.18.7

REGISTERABLE PROPERTY FOR LEVEL I, II, III, CAMP AND CCF MALE INMATES

- A MAXIMUM OF THREE ELECTRICAL APPLIANCES OF ANY TYPE ARE ALLOWED PER MALE INMATE.
- BATTERY OPERATED, NON-ENTERTAINMENT APPLIANCES SHALL NOT COUNT TOWARDS THE APPLIANCE LIMIT.
- FOR LEVEL I AND II INMATES ONLY, A BATTERY OPERATED PERSONAL ENTERTAINMENT DEVICE (WALKMAN® TYPE), WITHOUT A POWER CORD, SHALL NOT COUNT TOWARDS THE APPLIANCE LIMIT.
- APPLIANCES WITH INTERNAL MECHANISMS FOR RECORDING OR TRANSMITTING CAPABILITY SHALL NOT BE ALLOWED. VENDOR OR MANUFACTURER ALTERATIONS THAT DISABLE AN APPLIANCES CAPABILITY TO RECORD OR TRANSMIT SHALL NOT BE ALLOWED. COMPACT DISC AND CASSETTE TAPE PLAYERS ARE RESTRICTED TO ORIGINAL MANUFACTURER PLAY CAPABILITY ONLY.
- APPLIANCES SHALL BE PORTABLE MODELS, AND HAVE AN INTERNAL ANTENNA. NO REEL-TO-REEL OR SPOOL TYPE PLAYERS.
- ENTERTAINMENT APPLIANCES SHALL HAVE EARPHONES/EARPLUGS, WHICH SHALL BE WORN, ON HEAD OR IN EAR WHEN APPLIANCE IS IN USE. EARPHONES/EARPLUGS MAY BE PURCHASED AND POSSESSED WHEN INMATE HAS TV OR AUDIO DEVICE AS PERSONAL PROPERTY.
- THE POSSESSION OF ACCESSORIES FOR APPLIANCES AND MUSICAL INSTRUMENTS SUCH AS RIBBONS AND DAISY WHEELS FOR TYPEWRITERS IS AUTOMATICALLY IMPLIED. INSTITUTIONS MAY LIMIT ACCESSORIES BASED UPON SAFETY/SECURITY CONCERNS.
- MANUAL TYPEWRITERS ARE RESTRICTED FROM LEVEL IV, 180 DESIGN PROGRAM YARDS AND HOUSING.

NOTE: CERTAIN INMATE HOUSING CONFIGURATIONS MAY JUSTIFY THE PRECLUSION OF THE POSSESSION AND USE OF SPECIFIC APPLIANCES. WARDENS MUST REQUEST APPROVAL FOR AN EXEMPTION FROM THE DEPUTY DIRECTOR, INSTITUTIONS DIVISION.

54030.18.7.1

REGISTERABLE APPLIANCES FOR LEVEL I, II, III, CAMP AND CCF MALE INMATES

Item Description With additional requirements and restrictions.	General Population			ASU
	PRIVILEGE GROUP			
	A	B	C	D
AUDIO ENTERTAINMENT APPLIANCE (PG A and B, AM/FM radio/CD/cassette tape player or any combination allowed. AC power or battery operated. Must have earphone jack and headphones. Clear Case only. No detachable speakers. Outside measurements not to exceed 3" x 6" x 6". PG D restricted to AM/FM radio only, AC power only, with earphone jack and earphones/earbuds. Possession by PG D precludes any other entertainment appliance. Purchase value not to exceed \$150).	1	1	0	1
FAN (AC power or battery operated, plastic blade and cage. Not to exceed 9", not to exceed \$25).	1	1	0	0
HAIR/TRIMMER (AC power, battery operated, or rechargeable, includes attachments and combs. Spare blades may not be kept in possession of inmate).	1	1	0	0
HOT POT (UL approved, maximum 350 watts, 40 oz liquid capacity. Clear, non-removable base from body, temperature sensitive thermal fuse, allowable based upon local facility determination). <i>NOTE: If this item is used in an assault or in a manner that constitutes a safety/security threat, the inmate shall permanently lose the privilege of possession of this item.</i>	1	1	0	0
LAMP (Not to exceed 3 pounds or 12" extended length. Not to exceed 30 watts. Not to exceed \$25. Flexible neck only. AC power or battery operated).	1	1	0	0
RAZOR, ELECTRIC (AC power or battery operated, purchase value not to exceed \$50).	1	1	0	0

54030.18.7.1 (Continued)

REGISTERABLE APPLIANCES FOR LEVEL I, II, III, CAMP AND CCF MALE INMATES

Item Description With additional requirements and restrictions.	General Population			ASU
	PRIVILEGE GROUP			
	A	B	C	D
TELEVISION SET (PG A and B, AC power or battery operated, portable models only). Must have jack and earphones or headphones. Outside cabinet clear case only and not to exceed 16" x 16" x 20" deep. Screen not to exceed 13" measured diagonally. PG D, AC power only, with earphone jack and earphones/earbuds. Possession by PG D precludes any other entertainment appliance. (Purchase value not to exceed \$300. NO REMOTE CONTROL DEVICES).	1	1	0	1
TYPEWRITER, ELECTRIC AC power or battery operated, portable only. Not to exceed 24" x 18" x 12". No removable memory storage device, disks, tapes, chips (CPUs). Temporary internal memory up to one-line for correction purposes is permissible. Memory must automatically clear when device is turned off. No capability to transfer information. Existing memory typewriters may be retained with owner's manual until no longer operational. (Purchase value not to exceed \$200).	1	1	0	0

54030.18.7.2

OTHER REGISTERABLE ITEMS FOR LEVEL I, II, III, CAMP AND CCF MALE INMATES

Item Description With additional requirements and restrictions.	General Population			ASU
	PRIVILEGE GROUP			
	A	B	C	D
CALCULATOR Hand held, battery or solar battery operated. No games clock or alarm. No removable memory storage device, disks, tapes, chips (CPUs). No capability to transfer information. (Purchase value not to exceed \$25).	1	1	0	0
HANDICRAFT (Requires institutional approval).	YES	YES	0	0
HEADPHONES (Not to exceed \$25).	1	1	0	1
HEALTH CARE APPLIANCE (Dr. Rx. only).	YES	YES	YES	YES
MUSICAL INSTRUMENT (As determined by local institutional procedures. Combined instrument and case dimensions shall not exceed 46" x 24" x 12". New purchases of keyboards are no longer permitted in male facilities, existing keyboards are permitted).	1	1	0	0
RELIGIOUS MEDAL AND CHAIN (Not to exceed \$100, chain not to exceed 18" in length, obtainable as a set only, chains may not be purchased separately from medal).	1	1	1	0
RING (Wedding band, one only, yellow or white metal only. Not to exceed \$100, maximum declared value, and may not contain a set or stone).	1	1	1	1
TYPEWRITER, MANUAL (Restricted from Level IV 180 design housing. Portable only. Not to exceed 24" x 18" x 12". No removable memory storage device, disks, tapes, chips (CPUs). No capability to transfer information. (Purchase value not to exceed \$200).	1	1	0	0
WATCH Wrist or pocket style. No sets or stones. No memory storage device, disks, tapes, or CPUs. No alarm, calculator, radio, TV, game, or communication capabilities. No capacity to transfer information. (Purchase value not to exceed \$50).	1	1	0	0

54030.19

**LEVELS III AND IV
TABLE OF CONTENTS**

ITEM DESCRIPTION.....	SECTION #
Granted Exemption Requests.....	54030.19.1
Personal Clothing.....	54030.19.2
Personal Care / Hygiene.....	54030.19.3
Food.....	54030.19.4
Miscellaneous.....	54030.19.5
Games.....	54030.19.6
Registerable Property	54030.19.7
• Registerable Appliances	54030.19.7.1
• Other Registerable Items	54030.19.7.2

54030.19.1

GRANTED EXEMPTION REQUESTS

California Medical Facility

No Exemptions

California Men’s Colony

West Facility

- Fans, lamps, portable typewriters, battery rechargers, AC/DC adapters, television sets, rechargeable batteries, and powdered creamer are excluded.
- Extension cords and hot pots are restricted by Warden’s discretion.

California State Prison, Los Angeles County

No Exemptions

California Substance Abuse Treatment Facility and State Prison, Corcoran

All Facilities

- Pencil sharpeners are restricted from all facilities.

Dormitory Facilities

- Televisions operating on AC power are restricted from dormitories.
- Battery operated televisions are still permitted in dormitories, but must be able to fit into locker.

Level IV Facilities

- Mirrors are restricted from Level IV facility.

Calipatria State Prison

ASU

- Tennis shoes are excluded from ASU.

Centenela State Prison

No Exemptions

Mule Creek State Prison

No Exemptions

Pleasant Valley State Prison

No Exemptions

NOTE: Institutions listed in this matrix are administered by the mission-based region for Levels III AND IV. Individual facilities with Security Levels outside the scope of this region are subject to property requirements of the mission-based matrix most closely associated with the facility Security Level, unless an exemption has been granted.

“YES”=NO LIMIT ON PRODUCTS. HOWEVER, TOTAL MUST REMAIN WITHIN SIX CUBIC FEET

54030.19.2

PERSONAL CLOTHING FOR LEVEL III AND IV MALE INMATES

- INMATES ARE ONLY PERMITTED ITEMS OF PERSONAL CLOTHING LISTED IN THIS SCHEDULE UNLESS AUTHORIZED FOR MEDICAL REASONS.
- INMATES ARE PERMITTED TO WEAR SOLID COLORS ONLY UNLESS OTHERWISE INDICATED.
- INMATES ARE PROHIBITED FROM POSSESSING, USING, OR WEARING PERSONAL CLOTHING ITEMS IN ANY SHADE OR TINT OF GREEN, BLACK, BROWN, TAN, RED, OR BLUE UNLESS OTHERWISE INDICATED.
- INMATES ARE PROHIBITED FROM POSSESSING, USING, OR WEARING PERSONAL CLOTHING WITH HOODS, PICTURES, DECORATIVE ZIPPERS, INSIDE POCKETS, OR ZIPPERED POCKETS.
- ALL INMATES ARE PROHIBITED FROM POSSESSING, USING, OR WEARING ITEMS WHICH ARE OBSCENE OR WHICH HAVE LOGOS, LETTERING, PICTURES WHICH ADVERTISE OR DEPICT ALCOHOL, GANGS, PROFANITY, SEX, WEAPONS, DRUGS, OR DRUG PARAPHERNALIA.
- MALE INMATES SHALL NOT RECEIVE OR POSSESS ITEMS OF CLOTHING DESIGNED AND MANUFACTURED SPECIFICALLY FOR WOMEN UNLESS AUTHORIZED FOR MEDICAL REASONS.

Item Description With additional requirements and restrictions.	General Population			SHU	ASU
	PRIVILEGE GROUP			PRIVILEGE GROUP	
	A	B	C	D	
ATHLETIC SHORTS (White or light gray only, no logos or printing).	2	2	2	0	0
ATHLETIC SUPPORTER	2	2	2	0	0
BRIEFS (White only).	10	10	10	0	0
GLOVES (Cold weather gloves upon approval of Warden, no zippers, pockets, or metal).	1	1	1	0	0
HATS and CAPS <ul style="list-style-type: none"> • BASEBALL (White or light gray only, no black). • WATCH CAPS (No black). • Additional hats consistent with these regulations may be allowed by local institution discretion. (No stripes, designs, or logos, neutral colors only).	3	3	3	0	0
HEAD BAND (Terry cloth, plain, white, or gray).	2	2	2	0	0
RAIN COAT/PONCHO (Transparent only).	1	1	1	0	0
SHOWER SHOES (Foam or soft rubber, single layer, thong type construction, not exceeding 1" in thickness).	1 pair	1 pair	1 pair	1 pair	1 pair
SLIPPERS / HOUSESHOES (No leather or leather-like materials).	1 pair	1 pair	1 pair	0	0
SOCKS (White only. Any combination of short to knee-high).	7	7	7	0	0
SWEAT SHIRT (Light grey, white, or off-white only).	2	2	2	0	0
SWEAT PANTS (Light grey, white, or off-white only).	2	2	2	0	0
TENNIS SHOES (No shades of red or blue. Low, mid, or high tops are permitted. Must be predominantly white in color. No K-Swiss, Bugle Boys, Joy Walkers, Pumps, Gels, British Knights, or Airlifts. Shoe laces white only. Not to exceed \$75.00. No hidden compartments, zippers, or laces that are covered or concealed. No metal components including eyelets).	1 pair	1 pair	1 pair	0	0
UNDERWEAR, THERMAL OR LONG (Grey, white, or off-white only. One pair consists of top and bottom or solid one piece).	2 sets	2 sets	2 sets	1 set	1 set
UNDER SHIRTS (White only. Any combination of crew neck, v-neck, or sleeveless athletic tank-top).	5	5	5	0	0
WAVE CAPS (White or grey only).	2	2	2	0	0

54030.19.3

PERSONAL CARE / HYGIENE FOR LEVEL III AND IV MALE INMATES

- NO ALCOHOL-BASED PRODUCTS AND NO AEROSOL CONTAINERS ALLOWED.
- NO METAL CONTAINERS.
- PRODUCTS CONTAINING PHOSPHATES ARE NOT ALLOWED.
- DISPOSABLE RAZORS ARE RESTRICTED FROM ALL LEVEL IV, 180 DESIGN PROGRAM YARDS AND HOUSING.
- INSTITUTIONS MAY REQUIRE DISPOSABLE RAZORS TO MEET SAFETY TAMPER PROOF SPECIFICATIONS.

Item Description With additional requirements and restrictions.	General Population			SHU	ASU
	PRIVILEGE GROUP			PRIVILEGE GROUP	
	A	B	C	D	
BODY POWDERS (Baby powder, foot powder, etc.).	2	2	2	0	0
COMB (Non-metal, maximum of 6" in length, no handle).	1	1	1	0	0
COSMETIC/SHAVING BAG (Not to exceed 6" x 6" x 8").	1	1	1	0	0
COTTON SWABS	100	100	100	0	0
DENTAL ADHESIVE (For approved denture wearers only).	2	2	2	2	2
DENTAL FLOSSERS/GLIDERS (No more than 3" in length, amount allowed in possession to be determined by local institutional procedure).	YES	YES	YES	YES	YES
DENTURE CLEANSER	2 boxes	2 boxes	2 boxes	1 box	1 box
DEPILATORYS (Hair removers, Magic Shave, etc.).	2	2	2	0	0
DEODORANT/ANTIPERSPIRANT (Stick or roll-on, deodorant must be clear and in clear container only).	4	4	4	2	2
HAIR CONDITIONER	2	2	2	0	0
HAIR OIL / GREASE	2	2	2	0	0
INSECT REPELLANT (Must contain N,N-diethyl-m-toluamide (DEET) as main active ingredient).	2	2	2	0	0
LAUNDRY DETERGENT (Powder or liquid).	1	1	1	0	0
LIP BALM (No pigmentation added).	2	2	2	0	0
LOTIONS (Includes sun-block and baby oil) Baby Oil is restricted from Level IV housing).	2	2	2	0	0
MEDICATIONS, OVER-THE-COUNTER (Only those OTC medications permitted by the Division of Correctional Health Care Services shall be stocked by institution canteens, OTC medications are not approved for inmate packages).	YES	YES	YES	YES	YES
MIRROR (Maximum of 6" diameter).	1	1	1	0	0
MOUThWASH (Non-alcohol only).	2	2	2	0	0
NAIL CLIPPER (Maximum of 2" length, no file blade).	1	1	1	0	0
PALM BRUSH/COMB (No handle, plastic only).	1	1	1	1	1
PETROLEUM JELLY (Restricted from level IV design housing).	2	2	2	0	0
RAZOR, DISPOSABLE (Not permitted in Level IV, 180 design housing).	10	10	10	0	0
SHAMPOO	2	2	2	1	1
SHAVING CREAM (Non-aerosol).	2	2	2	1	0
SOAP, BAR	6	6	6	2	2
SOAP DISH (Non-metal).	1	1	1	0	0
SOAP, LIQUID	2	2	2	0	0
TOOTHBRUSH (Subject to local determination of maximum length, local facility is required to shorten if necessary, to meet local requirements).	2	2	2	1	1
TOOTHBRUSH HOLDER (Plastic only, may only cover head of toothbrush).	1	1	1	0	0
TOOTHPASTE / POWDER (Toothpaste must be clear and in clear container).	3	3	3	2	2
WASHCLOTHS (White only).	3	3	3	0	0

54030.19.4

FOOD FOR LEVEL III AND IV MALE INMATES

- NO GLASS CONTAINERS.
- CANNED ITEMS AND METAL CONTAINERS ARE RESTRICTED FROM SECURITY LEVEL IV, ASU, AND SHU.
- NO PRODUCTS REQUIRING REFRIGERATION ARE PERMITTED.
- NO FOIL PACKAGED ITEMS PERMITTED.
- FOODS MEETING SPECIFIC RECOGNIZED RELIGIOUS DIETARY REQUIREMENTS MAY BE ORDERED FROM A LOCALLY APPROVED RELIGIOUS SPECIALTY VENDOR. RELIGIOUS SPECIALTY FOODS MUST MEET REQUIREMENTS OF THE APPS.
- THE APPS IS NOT INTENDED TO REFLECT ITEMS INTENDED FOR IMMEDIATE CONSUMPTION, SUCH AS ICE CREAM.

Item Description With additional requirements and restrictions.	General Population			SHU	ASU
	PRIVILEGE GROUP			PRIVILEGE GROUP	
	A	B	C	D	
BEVERAGES (Soda, water, etc. No fruit juice containing sugar. Canned soda in aluminum cans is permissible for all Security Levels. Privilege Group D is restricted from plastic bottles and aluminum cans).	YES	YES	YES	YES	YES
CANDY (Shall not contain alcohol or liqueurs, hard candy shall be sugar free only).	YES	YES	YES	1 pound limit	1 pound limit
CANNED GOODS (Canteen only. Not approved for inmate packages. Restricted from Level IV, ASU, and SHU). NOTE: for canned soda, refer to BEVERAGES.	YES	YES	YES	0	0
CEREALS (Dry, single serving packets only).	YES	YES	YES	YES	YES
CHEESE (Non-aerosol).	YES	YES	YES	YES	0
CHIPS	YES	YES	YES	YES	YES
COCOA (Sugar free).	YES	YES	YES	YES	YES
COOKIES	YES	YES	YES	YES	YES
COFFEE (Instant only).	YES	YES	YES	YES	YES
CONDIMENTS (Hot sauce, mustard, etc., are permissible. Items containing sugar such as ketchup, jams, jellies, honey, syrup, juices, and sugar are restricted from personal possession).	YES	YES	YES	0	0
CRACKERS	YES	YES	YES	YES	YES
CREAMER (Powdered only).	YES	YES	YES	0	0
DRY MIX DRINKS (Non-flammable, sugar-free only).	YES	YES	YES	YES	YES
MEATS, DRY (Salami, jerky, sausages, etc.).	YES	YES	YES	YES	YES
FOODS, VACUUM PACKED (Tuna, sardines, vegetables, etc.).	YES	YES	YES	0	0
MISCELLANEOUS SNACK ITEMS (Snack cakes, bars, pies, etc., are permissible. Dried fruit is not permitted).	YES	YES	YES	YES	YES
NUTS (No shells).	YES	YES	YES	YES	YES
PROTEIN SUPPLEMENTS (Solid tablet or capsule form only. No bulk powdered products).	YES	YES	YES	Medical Rx. Only	Medical Rx. Only
SOUPS (Styrofoam containers are restricted from ASU and SHU).	YES	YES	YES	YES	YES
ARTIFICIAL SWEETENER	YES	YES	YES	YES	YES
TEA (Bags and instant).	YES	YES	YES	YES	YES
VITAMIN / MINERAL SUPPLEMENTS (Solid tablet or capsule form. No bulk powdered products).	YES	YES	YES	YES	YES

54030.19.5

MISCELLANEOUS ITEMS FOR LEVEL III AND IV MALE INMATES

Item Description With additional requirements and restrictions.	General Population			SHU	ASU
	PRIVILEGE GROUP			PRIVILEGE GROUP	
	A	B	C	D	
ADDRESS BOOK (Paperback only, 3" x 5" maximum).	1	1	1	1	1
AUDIO CASSETTES (Professionally pre-recorded only).	10	10	0	0	0
BALLPOINT PENS (Non-metal, clear plastic only, flexible pens or pen fillers may be required for ASU/SHU by local facility procedure).	4	4	1	1	1
BATTERY RECHARGER (Does not count as an electrical appliance).	1	1	0	0	0
BATTERIES	8	8	0	0	0
BOOKS, MAGAZINES, AND NEWSPAPERS (Paperback or hardback with cover removed only. Limits do not apply to legal materials).	10	10	5	5	5
BOWL (Plastic, maximum of 8" in diameter).	2	2	1	0	0
CALENDAR (12" x 12" maximum dimensions, no metal).	1	1	1	0	0
CLOCK (Non-electric, no alarm).	1	1	0	0	0
COAXIAL CABLE (Based on local facility determination, maximum 6' in length).	1	1	0	0	0
COMPACT DISCS (Factory pre-recorded only, sets including DVDs shall not be permitted).	10	10	0	0	0
CORRESPONDENCE COURSE (Does not impact the limit on books, must be within the established 6-cubic feet limit of allowable property).	1	1	1	YES	YES
ENVELOPES, BLANK AND/OR PRE-STAMPED	40	40	40	40	40
ENVELOPES, METERED (Indigent inmates only).	5	5	5	5	5
EXTENSION CORD (Maximum length of 6', UL approved only, must adhere to requirements established in California Electric Code Section 400.8, three prong outlet only, upon local facility discretion).	1	1	0	0	0
GREETING CARDS	10	10	5	5	5
HANDKERCHIEFS (White or light gray only).	5	5	2	0	0
INSTRUMENT STRINGS, SPARE (As determined by local institutional procedures).	1	1	0	0	0
LEGAL MATERIAL (Books, pamphlets, and other legal reference).	YES	YES	YES	YES	YES
LEGAL PADS / TABLETS AND NOTEBOOKS (No spiral bound).	4	4	2	1	1
PENCILS, DRAWING (Colored), OR WRITING (Non-mechanical only).	20	20	20	0	0
PENCIL SHARPENER (Non-electric, hand held only, no metal cover, maximum 2" length). Use in Level IV facilities subject to approval of Warden.	1	1	1	0	0
PHOTOS / PORTRAITS (Maximum of 8" x 10").	YES	YES	YES	15	15
PHOTO ALBUMS (Maximum of 9" x 12").	4	4	4	0	0
PLASTIC TUMBLER (16 ounce or less).	2	2	2	0	0
READING GLASSES – NON PRESCRIPTION (Magnifying glasses).	1	1	1	1	1
RELIGIOUS ITEMS (As approved by the local religious review committees, i.e., kufi caps, yamikas, prayer rugs, etc.).	YES	YES	YES	YES	YES
SPLITTER (For use with Television).	1	1	0	0	0
STAMPS (U.S. Postal only).	40	40	40	40	40
STATIONERY (For written correspondence, may be decorated and have matching envelopes).	500 sheets	500 sheets	500 sheets	15 sheets	15 sheets
SUN GLASSES – NON-PRESCRIPTION (No steel frames, non-mirrored, no red or blue lenses. Purchase value not to exceed \$50.00, excludes prescription sun glasses).	1	1	1	0	0
STORAGE CONTAINER (As permitted by local institutional authority, may include clear storage containers, foot lockers, denture holders, etc.).	YES	YES	YES	0	0
WALLET (Plain brown or black, no engravings).	1	1	1	0	0

54030.19.6

GAMES FOR LEVEL III AND IV MALE INMATES

Item Description With additional requirements and restrictions.	General Population			SHU	ASU
	PRIVILEGE GROUP			PRIVILEGE GROUP	
	A	B	C	D	
CARDS (No role playing).	1	1	0	0	0
CHECKERS	1	1	0	0	0
CHESS	1	1	0	0	0
DOMINOS	1	1	0	0	0

54030.19.7

REGISTERABLE PROPERTY FOR LEVEL III AND IV MALE INMATES

- A MAXIMUM OF THREE ELECTRICAL APPLIANCES OF ANY TYPE ARE ALLOWED PER MALE INMATE.
- BATTERY OPERATED, NON-ENTERTAINMENT APPLIANCES SHALL NOT COUNT TOWARDS THE APPLIANCE LIMIT.
- APPLIANCES WITH INTERNAL MECHANISMS FOR RECORDING OR TRANSMITTING CAPABILITY SHALL NOT BE ALLOWED. VENDOR OR MANUFACTURER ALTERATIONS THAT DISABLE AN APPLIANCES CAPABILITY TO RECORD OR TRANSMIT SHALL NOT BE ALLOWED. COMPACT DISC AND CASSETTE TAPE PLAYERS ARE RESTRICTED TO ORIGINAL MANUFACTURER PLAY CAPABILITY ONLY.
- APPLIANCES SHALL BE PORTABLE MODELS, AND HAVE AN INTERNAL ANTENNA. NO REEL-TO-REEL OR SPOOL TYPE PLAYERS.
- ENTERTAINMENT APPLIANCES SHALL HAVE EARPHONES/EARPLUGS, WHICH SHALL BE WORN, ON HEAD OR IN EAR WHEN APPLIANCE IS IN USE. EARPHONES/EARPLUGS MAY BE PURCHASED AND POSSESSED WHEN INMATE HAS TV, OR AUDIO DEVICE AS PERSONAL PROPERTY.
- THE POSSESSION OF ACCESSORIES FOR APPLIANCES AND MUSICAL INSTRUMENTS SUCH AS RIBBONS AND DAISY WHEELS FOR TYPEWRITERS IS AUTOMATICALLY IMPLIED. INSTITUTIONS MAY LIMIT ACCESSORIES BASED UPON SAFETY/SECURITY CONCERNS.
- MANUAL TYPEWRITERS ARE RESTRICTED FROM LEVEL IV, 180 DESIGN PROGRAM YARDS AND HOUSING.

NOTE: CERTAIN INMATE HOUSING CONFIGURATIONS MAY JUSTIFY THE PRECLUSION OF THE POSSESSION AND USE OF SPECIFIC APPLIANCES. WARDENS MUST REQUEST APPROVAL FOR AN EXEMPTION FROM THE DEPUTY DIRECTOR, INSTITUTIONS DIVISION.

54030.19.7.1

REGISTERABLE APPLIANCES FOR LEVEL III AND IV MALE INMATES

Item Description With additional requirements and restrictions.	General Population			SHU	ASU
	PRIVILEGE GROUP			PRIVILEGE GROUP	
	A	B	C	D	
AUDIO ENTERTAINMENT APPLIANCE (PG A and B, AM/FM radio/CD/cassette tape player or any combination allowed. AC power or battery operated. Must have earphone jack and headphones. Clear Case only. No detachable speakers. Outside measurements not to exceed 3" x 6" x 6". PG D, AM/FM radio only, AC power only, with earphone jack and earphones/earbuds. Possession by PG D precludes any other entertainment appliance. Purchase value not to exceed \$150).	1	1	0	1	1
FAN (AC power or battery operated, plastic blade and cage. Not to exceed 9", not to exceed \$25).	1	1	0	0	0
HAIR/TRIMMER (AC power, battery operated, or rechargeable, includes attachments and combs. Spare blades may not be kept in possession of inmate).	1	1	0	0	0

54030.19.7.1 (Continued)

REGISTERABLE APPLIANCES FOR LEVEL III AND IV MALE INMATES

Item Description With additional requirements and restrictions.	General Population			SHU	ASU
	PRIVILEGE GROUP			PRIVILEGE GROUP	
	A	B	C	D	
HOT POT (UL approved, maximum 350 watts, 40 oz liquid capacity. Clear, non-removable base from body, temperature sensitive thermal fuse, allowable based upon local facility determination). <i>NOTE: If this item is used in an assault or in a manner that constitutes a safety/security threat, the inmate shall permanently lose the privilege of possession of this item.</i>	1	1	0	0	0
LAMP (Not to exceed 3 pounds or 12" extended length. Not to exceed 30 watts. Not to exceed \$25. Flexible neck only. AC power or battery operated).	1	1	0	0	0
RAZOR, ELECTRIC (AC power or battery operated, purchase value not to exceed \$50).	1	1	0	0	0
TELEVISION SET (PG A and B, AC power or battery operated, portable models only). Must have jack and earphones or headphones. Outside cabinet clear case only and not to exceed 16" x 16" x 20" deep. Screen not to exceed 13" measured diagonally. PG D, AC power only, with earphone jack and earphones/earbuds. Possession by PG D precludes any other entertainment appliance. (Purchase value not to exceed \$300. NO REMOTE CONTROL DEVICES).	1	1	0	1	1
TYPEWRITER, ELECTRIC AC power or battery operated, portable only. Not to exceed 24" x 18" x 12". No removable memory storage device, disks, tapes, chips (CPUs). Temporary internal memory up to one-line for correction purposes is permissible. Memory must automatically clear when device is turned off. No capability to transfer information. Existing memory typewriters may be retained with owner's manual until no longer operational. (Purchase value not to exceed \$200).	1	1	0	0	0

54030.19.7.2

OTHER REGISTERABLE ITEMS FOR LEVEL III AND IV MALE INMATES

Item Description With additional requirements and restrictions.	General Population			SHU	ASU
	PRIVILEGE GROUP			PRIVILEGE GROUP	
	A	B	C	D	
CALCULATOR Hand held, battery or solar battery operated. No games, clock, or alarm. No removable memory storage device, disks, tapes, chips (CPUs). No capability to transfer information. (Purchase value not to exceed \$25).	1	1	0	0	0
HANDICRAFT (Requires institutional approval).	YES	YES	0	0	0
HEADPHONES (Not to exceed \$25).	1	1	0	1	0
HEALTH CARE APPLIANCE (Dr. Rx. Only).	YES	YES	YES	YES	YES
MUSICAL INSTRUMENT (As determined by local institutional procedures. Combined instrument and case dimensions shall not exceed 46" x 24" x 12". New purchases of keyboards are no longer permitted in male facilities, existing keyboards are permitted).	1	1	0	0	0
RELIGIOUS MEDAL AND CHAIN (Not to exceed \$100, chain not to exceed 18" in length, obtainable as a set only, chains may not be purchased separately from medal).	1	1	1	0	0
RING (Wedding band, one only, yellow or white metal only. Not to exceed \$100, maximum declared value, and may not contain a set or stone).	1	1	1	1	1
TYPEWRITER, MANUAL (Restricted from Level IV 180 design housing. Portable only. Not to exceed 24" x 18" x 12". No removable memory storage device, disks, tapes, chips (CPUs). No capability to transfer information. (Purchase value not to exceed \$200).	1	1	0	0	0
WATCH Wrist or pocket style. No sets or stones. No memory storage device, disks, tapes, or CPUs. No alarm, calculator, radio, TV, game, or communication capabilities. No capacity to transfer information. (Purchase value not to exceed \$50).	1	1	0	0	0

54030.20

HIGH SECURITY AND TRANSITIONAL HOUSING

TABLE OF CONTENTS

ITEM DESCRIPTION	SECTION #
Granted Exemption Requests	54030.20.1
Personal Clothing.....	54030.20.2
Personal Care / Hygiene	54030.20.3
Food	54030.20.4
Miscellaneous	54030.20.5
Games	54030.20.6
Registerable Property	54030.20.7
• Registerable Appliances.....	54030.20.7.1
• Other Registerable Items.....	54030.20.7.2

54030.20.1

GRANTED EXEMPTION REQUESTS

California Correctional Institution

No Exemptions

California State Prison, Sacramento

All Dormitory Facilities

- Fans, televisions, and musical instruments are restricted from all dormitory housing.

Gymnasium Dormitory Facilities

- AC appliances are restricted from gymnasium dormitories.

ASU and PSU

- Shower shoes and slippers are restricted from ASU and PSU.

Corcoran State Prison

Dormitory Facilities

- Fans, televisions, and musical instruments are restricted from all dormitory housing.

High Desert State Prison

Level IV Facilities

- Disposable razors and manual typewriters are restricted from all Level IV housing.

Kern Valley State Prison

No Exemptions

Pelican Bay State Prison

All Facilities

- Personal toothbrushes are excluded from all facilities, state-issue only.

Level I and Gym Facilities

- AC appliances are restricted from Level I and Gym housing.

Level II Facilities

- Hand held mirrors, nail clippers, disposable razors, ballpoint pens, pencil sharpeners, and fans are restricted from Level II facilities.

Level IV Facilities

- Hand held mirrors, nail clippers, ballpoint pens, and fans are restricted from Level IV facilities.

Salinas Valley State Prison

No Exemptions.

NOTE: Institutions listed in this matrix are administered by the mission-based region High Security and Transitional Housing. Individual facilities with Security Levels outside the scope of this region are subject to property requirements of the mission-based matrix most closely associated with the facility Security Level, unless an exemption has been granted.

“YES”=NO LIMIT ON PRODUCTS. HOWEVER, TOTAL MUST REMAIN WITHIN SIX CUBIC FEET.

54030.20.2

PERSONAL CLOTHING FOR HIGH SECURITY AND TRANSITIONAL HOUSING MALE INMATES

- INMATES ARE ONLY PERMITTED ITEMS OF PERSONAL CLOTHING LISTED IN THIS SCHEDULE UNLESS AUTHORIZED FOR MEDICAL REASONS.
- INMATES ARE PERMITTED TO WEAR SOLID COLORS ONLY UNLESS OTHERWISE INDICATED.
- INMATES ARE PROHIBITED FROM POSSESSING, USING, OR WEARING PERSONAL CLOTHING ITEMS IN ANY SHADE OR TINT OF GREEN, BLACK, BROWN, TAN, RED, OR BLUE UNLESS OTHERWISE INDICATED.
- INMATES ARE PROHIBITED FROM POSSESSING, USING, OR WEARING PERSONAL CLOTHING WITH HOODS, PICTURES, DECORATIVE ZIPPERS, INSIDE POCKETS, OR ZIPPERED POCKETS.
- ALL INMATES ARE PROHIBITED FROM POSSESSING, USING, OR WEARING ITEMS WHICH ARE OBSCENE OR WHICH HAVE LOGOS, LETTERING, PICTURES WHICH ADVERTISE OR DEPICT ALCOHOL, GANGS, PROFANITY, SEX, WEAPONS, DRUGS, OR DRUG PARAPHERNALIA.
- MALE INMATES SHALL NOT RECEIVE OR POSSESS ITEMS OF CLOTHING DESIGNED AND MANUFACTURED SPECIFICALLY FOR WOMEN UNLESS AUTHORIZED FOR MEDICAL REASONS.

Item Description With additional requirements and restrictions.	General Population			SHU	ASU
	PRIVILEGE GROUP			PRIVILEGE GROUP	
	A	B	C	D	
ATHLETIC SHORTS (White or light gray only, no logos or printing).	2	2	2	0	0
ATHLETIC SUPPORTER	2	2	2	0	0
BRIEFS (White only).	10	10	10	0	0
GLOVES (Cold weather gloves upon approval of Warden, no zippers, pockets, or metal).	1	1	1	0	0
HATS and CAPS <ul style="list-style-type: none"> • BASEBALL (White or light gray only, no black). • WATCH CAPS (No black). • Additional hats consistent with these regulations may be allowed by local institution discretion. (No stripes, designs, or logos, neutral colors only).	3	3	3	0	0
HEAD BAND (Terry cloth, plain, white, or gray).	2	2	2	0	0
RAIN COAT/PONCHO (Transparent only).	1	1	1	0	0
SHOWER SHOES (Foam or soft rubber, single layer, thong type construction, not exceeding 1" in thickness).	1 pair	1 pair	1 pair	1 pair	1 pair
SLIPPERS / HOUSESHOES (No leather or leather-like materials).	1 pair	1 pair	1 pair	0	0
SOCKS (White only. Any combination of short to knee-high).	7	7	7	0	0
SWEAT SHIRT (Light grey, white, or off-white only).	2	2	2	0	0
SWEAT PANTS (Light grey, white, or off-white only).	2	2	2	0	0
TENNIS SHOES (No shades of red or blue. Low, mid, or high tops are permitted. Must be predominantly white in color. No K-Swiss, Bugle Boys, Joy Walkers, Pumps, Gels, British Knights, or Airlifts. Shoe laces white only. Not to exceed \$75.00. No hidden compartments, zippers, or laces that are covered or concealed. No metal components including eyelets).	1 pair	1 pair	1 pair	0	0
UNDERWEAR, THERMAL OR LONG (Grey, white, or off-white only. One pair consists of top and bottom or solid one piece).	2 sets	2 sets	2 sets	1 set	1 set
UNDER SHIRTS/T-SHIRTS (Solid colors only, exclusive of colors noted above. Any combination of crew neck, v-neck, or sleeveless athletic tank-top).	5	5	5	0	0
WALKING SHOES (Beige, Brown, or White only).	0	0	0	0	0
WAVE CAPS (White or grey only).	2	2	2	0	0

54030.20.3

PERSONAL CARE / HYGIENE FOR HIGH SECURITY AND TRANSITIONAL HOUSING MALE INMATES

- NO ALCOHOL-BASED PRODUCTS AND NO AEROSOL CONTAINERS ALLOWED.
- NO METAL CONTAINERS.
- PRODUCTS CONTAINING PHOSPHATES ARE NOT ALLOWED.
- DISPOSABLE RAZORS ARE RESTRICTED FROM ALL LEVEL IV, 180 DESIGN PROGRAM YARDS AND HOUSING.
- INSTITUTIONS MAY REQUIRE DISPOSABLE RAZORS TO MEET SAFETY TAMPER PROOF SPECIFICATIONS.

Item Description With additional requirements and restrictions.	General Population			SHU	ASU
	PRIVILEGE GROUP			PRIVILEGE GROUP	
	A	B	C	D	
BODY POWDERS (Baby powder, foot powder, etc.).	2	2	2	0	0
COMB (Non-metal, maximum of 6" in length, no handle).	1	1	1	0	0
COSMETIC/SHAVING BAG (Not to exceed 6" x 6" x 8").	1	1	1	0	0
COTTON SWABS	100	100	100	0	0
DENTAL ADHESIVE (For approved denture wearers only).	2	2	2	2	2
DENTAL FLOSSERS/GLIDERS (No more than 3" in length, amount allowed in possession to be determined by local institutional procedure).	YES	YES	YES	YES	YES
DENTURE CLEANSER	2 boxes	2 boxes	2 boxes	1 box	1 box
DEPILATORYS (Hair removers, Magic Shave, etc.).	2	2	2	0	0
DEODORANT/ANTIPERSPIRANT (Stick or roll-on, deodorant must be clear and in clear container only).	4	4	4	2	2
HAIR CONDITIONER	2	2	2	0	0
HAIR OIL / GREASE	2	2	2	0	0
INSECT REPELLANT (Must contain N,N-diethyl-m-toluamide (DEET) as main active ingredient).	2	2	2	0	0
LAUNDRY DETERGENT (Powder or liquid).	1	1	1	0	0
LIP BALM (No pigmentation added).	2	2	2	0	0
LOTIONS (Includes sun-block and baby oil). Baby Oil is restricted from Level IV housing.	2	2	2	0	0
MEDICATIONS, OVER-THE-COUNTER (Only those OTC medications permitted by the Division of Correctional Health Care Services shall be stocked by institution canteens, OTC medications are not approved for inmate packages).	YES	YES	YES	YES	YES
MIRROR (Maximum of 6" diameter).	1	1	1	0	0
MOUThWASH (Non-alcohol only).	2	2	2	0	0
NAIL CLIPPER (Maximum of 2" length, no file blade).	1	1	1	0	0
PALM BRUSH/COMB (No handle, plastic only).	1	1	1	1	1
PETROLEUM JELLY (Restricted from level IV design housing).	2	2	2	0	0
RAZOR, DISPOSABLE (Not permitted in Level IV 180 design housing).	10	10	10	0	0
SHAMPOO	2	2	2	1	1
SHAVING CREAM (Non-aerosol).	2	2	2	1	0
SOAP, BAR	6	6	6	2	2
SOAP DISH (Non-metal).	1	1	1	0	0
SOAP, LIQUID	2	2	2	0	0
TOOTHBRUSH (Subject to local determination of maximum length, local facility is required to shorten if necessary, to meet local requirements).	2	2	2	1	1
TOOTHBRUSH HOLDER (Plastic only, may only cover head of toothbrush).	1	1	1	0	0
TOOTHPASTE / POWDER (Toothpaste must be clear and in clear container).	3	3	3	2	2
WASHCLOTHS (White only).	3	3	3	0	0

54030.20.4

FOOD FOR HIGH SECURITY AND TRANSITIONAL HOUSING MALE INMATES

- NO GLASS CONTAINERS.
- CANNED ITEMS AND METAL CONTAINERS ARE RESTRICTED FROM SECURITY LEVEL IV, ASU, AND SHU.
- NO PRODUCTS REQUIRING REFRIGERATION ARE PERMITTED.
- NO FOIL PACKAGED ITEMS PERMITTED.
- FOODS MEETING SPECIFIC RECOGNIZED RELIGIOUS DIETARY REQUIREMENTS MAY BE ORDERED FROM A LOCALLY APPROVED RELIGIOUS SPECIALITY VENDOR. RELIGIOUS SPECIALTY FOODS MUST MEET REQUIREMENTS OF THE APPS.
- THE APPS IS NOT INTENDED TO REFLECT ITEMS INTENDED FOR IMMEDIATE CONSUMPTION, SUCH AS ICE CREAM.

Item Description With additional requirements and restrictions.	General Population			SHU	ASU
	PRIVILEGE GROUP			PRIVILEGE GROUP	
	A	B	C	D	
BEVERAGES (Soda, water, etc. No fruit juice containing sugar. Canned soda in aluminum cans is permissible for all Security Levels. Privilege Group D is restricted from plastic bottles and aluminum cans).	YES	YES	YES	YES	YES
CANDY (Shall not contain alcohol or liqueurs, hard candy shall be sugar free only).	YES	YES	YES	1 pound limit	1 pound limit
CANNED GOODS (Canteen only. Not approved for inmate packages. Restricted from Level IV, ASU, and SHU). NOTE: for canned soda, refer to BEVERAGES.	YES	YES	YES	0	0
CEREALS (Dry, single serving packets only).	YES	YES	YES	YES	YES
CHEESE (Non-aerosol).	YES	YES	YES	YES	0
CHIPS	YES	YES	YES	YES	YES
COCOA (Sugar free).	YES	YES	YES	YES	YES
COOKIES	YES	YES	YES	YES	YES
COFFEE (Instant only).	YES	YES	YES	YES	YES
CONDIMENTS (Hot sauce, mustard, etc., are permissible. Items containing sugar such as ketchup, jams, jellies, honey, syrup, juices, and sugar are restricted from personal possession).	YES	YES	YES	0	0
CRACKERS	YES	YES	YES	YES	YES
CREAMER (Powdered only).	YES	YES	YES	0	0
DRY MIX DRINKS (Non-flammable, sugar-free only).	YES	YES	YES	YES	YES
MEATS, DRY (Salami, jerky, sausages, etc.).	YES	YES	YES	YES	YES
FOODS, VACUUM PACKED (Tuna, sardines, vegetables, etc.).	YES	YES	YES	0	0
MISCELLANEOUS SNACK ITEMS (Snack cakes, bars, pies, etc., are permissible. Dried fruit is not permitted).	YES	YES	YES	YES	YES
NUTS (No shells).	YES	YES	YES	YES	YES
PROTEIN SUPPLEMENTS (Solid tablet or capsule form only. No bulk powdered products).	YES	YES	YES	Medical Rx. Only	Medical Rx. Only
SOUPS (Styrofoam containers are restricted from ASU and SHU).	YES	YES	YES	YES	YES
ARTIFICIAL SWEETENER	YES	YES	YES	YES	YES
TEA (Bags and instant).	YES	YES	YES	YES	YES
VITAMIN / MINERAL SUPPLEMENTS (Solid tablet or capsule form. No bulk powdered products).	YES	YES	YES	YES	YES

54030.20.5

MISCELLANEOUS ITEMS FOR HIGH SECURITY AND TRANSITIONAL HOUSING MALE INMATES

Item Description With additional requirements and restrictions.	General Population			SHU	ASU
	PRIVILEGE GROUP			PRIVILEGE GROUP	
	A	B	C	D	
ADDRESS BOOK (Paperback only, 3" x 5" maximum).	1	1	1	1	1
AUDIO CASSETTES (Professionally pre-recorded only).	10	10	0	0	0
BALLPOINT PENS (Non-metal, clear plastic only, flexible pens or pen fillers may be required for ASU/SHU by local facility procedure).	4	4	1	1	1
BATTERY RECHARGER (Does not count as an electrical appliance).	1	1	0	0	0
BATTERIES	8	8	0	0	0
BOOKS, MAGAZINES, AND NEWSPAPERS (Paperback or hardback with cover removed only. Limits do not apply to legal materials).	10	10	5	5	5
BOWL (Plastic, maximum of 8" in diameter).	2	2	1	0	0
CALENDAR (12" x 12" maximum dimensions, no metal).	1	1	1	0	0
CLOCK (Non-electric, no alarm).	1	1	0	0	0
COAXIAL CABLE (Based on local facility determination, maximum 6' in length).	1	1	0	0	0
COMPACT DISCS (Factory pre-recorded only, sets including DVDs shall not be permitted).	10	10	0	0	0
CORRESPONDENCE COURSE (Does not impact the limit on books, must be within the established 6-cubic feet limit of allowable property).	1	1	1	YES	YES
ENVELOPES, BLANK AND/OR PRE-STAMPED	40	40	40	40	40
ENVELOPES, METERED (Indigent inmates only).	5	5	5	5	5
EXTENSION CORD (Maximum length of 6', UL approved only, must adhere to requirements established in California Electric Code Section 400.8, three prong outlet only, upon local facility discretion).	1	1	0	0	0
GREETING CARDS	10	10	5	5	5
HANDKERCHIEFS (White or light gray only).	5	5	2	0	0
INSTRUMENT STRINGS, SPARE (As determined by local institutional procedures).	1	1	0	0	0
LEGAL MATERIAL (Books, pamphlets, and other legal reference).	YES	YES	YES	YES	YES
LEGAL PADS / TABLETS AND NOTEBOOKS (No spiral bound).	4	4	2	1	1
PENCILS, DRAWING (Colored), OR WRITING (Non-mechanical only).	20	20	20	0	0
PENCIL SHARPENER (Non-electric, hand held only, no metal cover, maximum 2" length). Use in Level IV facilities subject to approval of Warden.	1	1	1	0	0
PHOTOS / PORTRAITS (Maximum of 8" x 10").	YES	YES	YES	15	15
PHOTO ALBUMS (Maximum of 9" x 12").	4	4	4	0	0
PLASTIC TUMBLER (16 ounce or less).	2	2	2	0	0
READING GLASSES – NON PRESCRIPTION (Magnifying glasses).	1	1	1	1	1
RELIGIOUS ITEMS (As approved by the local religious review committees, i.e., kufi caps, yamikas, prayer rugs, etc.).	YES	YES	YES	YES	YES
SPLITTER (For use with Television).	1	1	0	0	0
STAMPS (U.S. Postal only).	40	40	40	40	40
STATIONERY (For written correspondence, may be decorated and have matching envelopes).	500 sheets	500 sheets	500 sheets	15 sheets	15 sheets
SUN GLASSES – NON-PRESCRIPTION (No steel frames, non-mirrored, no red or blue lenses. Purchase value not to exceed \$50.00, excludes prescription sun glasses).	1	1	1	0	0
STORAGE CONTAINER (As permitted by local institutional authority, may include clear storage containers, foot lockers, denture holders, etc.).	YES	YES	YES	0	0
WALLET (Plain brown or black, no engravings).	1	1	1	0	0

54030.20.6

GAMES FOR HIGH SECURITY AND TRANSITIONAL HOUSING MALE INMATES

Item Description With additional requirements and restrictions.	General Population			SHU	ASU
	PRIVILEGE GROUP			PRIVILEGE GROUP	
	A	B	C	D	
CARDS (No role playing).	1	1	0	0	0
CHECKERS	1	1	0	0	0
CHESS	1	1	0	0	0
DOMINOS	1	1	0	0	0

54030.20.7

REGISTERABLE PROPERTY FOR HIGH SECURITY AND TRANSITIONAL HOUSING MALE INMATES

- A MAXIMUM OF THREE ELECTRICAL APPLIANCES OF ANY TYPE ARE ALLOWED PER MALE INMATE.
- BATTERY OPERATED, NON-ENTERTAINMENT APPLIANCES SHALL NOT COUNT TOWARDS THE APPLIANCE LIMIT.
- APPLIANCES WITH INTERNAL MECHANISMS FOR RECORDING OR TRANSMITTING CAPABILITY SHALL NOT BE ALLOWED. VENDOR OR MANUFACTURER ALTERATIONS THAT DISABLE AN APPLIANCES CAPABILITY TO RECORD OR TRANSMIT SHALL NOT BE ALLOWED. COMPACT DISC AND CASSETTE TAPE PLAYERS ARE RESTRICTED TO ORIGINAL MANUFACTURER PLAY CAPABILITY ONLY.
- APPLIANCES SHALL BE PORTABLE MODELS, AND HAVE AN INTERNAL ANTENNA. NO REEL-TO-REEL OR SPOOL TYPE PLAYERS.
- ENTERTAINMENT APPLIANCES SHALL HAVE EARPHONES/EARPLUGS, WHICH SHALL BE WORN, ON HEAD OR IN EAR WHEN APPLIANCE IS IN USE. EARPHONES/EARPLUGS MAY BE PURCHASED AND POSSESSED WHEN INMATE HAS TV, OR AUDIO DEVICE AS PERSONAL PROPERTY.
- THE POSSESSION OF ACCESSORIES FOR APPLIANCES AND MUSICAL INSTRUMENTS SUCH AS RIBBONS AND DAISY WHEELS FOR TYPEWRITERS IS AUTOMATICALLY IMPLIED. INSTITUTIONS MAY LIMIT ACCESSORIES BASED UPON SAFETY/SECURITY CONCERNS.
- MANUAL TYPEWRITERS ARE RESTRICTED FROM LEVEL IV, 180 DESIGN PROGRAM YARDS AND HOUSING.

NOTE: CERTAIN INMATE HOUSING CONFIGURATIONS MAY JUSTIFY THE PRECLUSION OF THE POSSESSION AND USE OF SPECIFIC APPLIANCES. WARDENS MUST REQUEST APPROVAL FOR AN EXEMPTION FROM THE DEPUTY DIRECTOR, DAI.

54030.20.7.1

REGISTERABLE APPLIANCES FOR HIGH SECURITY AND TRANSITIONAL HOUSING MALE INMATES

Item Description With additional requirements and restrictions.	General Population			SHU	ASU
	PRIVILEGE GROUP			PRIVILEGE GROUP	
	A	B	C	D	
AUDIO ENTERTAINMENT APPLIANCE (PG A and B, AM/FM radio/CD/cassette tape player or any combination allowed. AC power or battery operated. Must have earphone jack and headphones. Clear Case only. No detachable speakers. Outside measurements not to exceed 3" x 6" x 6". PG D, AM/FM radio only, AC power only, with earphone jack and earphones/earbuds. Possession by PG D precludes any other entertainment appliance. Purchase value not to exceed \$150).	1	1	0	1	1
FAN (AC power or battery operated, plastic blade and cage. Not to exceed 9", not to exceed \$25).	1	1	0	0	0
HAIR/TRIMMER (AC power, battery operated, or rechargeable, includes attachments and combs. Spare blades may not be kept in possession of inmate).	1	1	0	0	0
HOT POT (UL approved, maximum 350 watts, 40 oz liquid capacity. Clear, non-removable base from body, temperature sensitive thermal fuse, allowable based upon local facility determination). <i>NOTE: If this item is used in an assault or in a manner that constitutes a safety/security threat, the inmate shall permanently lose the privilege of possession of this item.</i>	1	1	0	0	0
LAMP (Not to exceed 3 pounds or 12" extended length. Not to exceed 30 watts. Not to exceed \$25. Flexible neck only. AC power or battery operated).	1	1	0	0	0
RAZOR, ELECTRIC (AC power or battery operated, purchase value not to exceed \$50).	1	1	0	0	0

54030.20.7.1 (Continued)

REGISTERABLE APPLIANCES FOR HIGH SECURITY AND TRANSITIONAL HOUSING MALE INMATES

Item Description With additional requirements and restrictions.	General Population			SHU	ASU
	PRIVILEGE GROUP			PRIVILEGE GROUP	
	A	B	C	D	
TELEVISION SET (PG A and B, AC power or battery operated, portable models only). Must have jack and earphones or headphones. Outside cabinet clear case only and not to exceed 16" x 16" x 20" deep. Screen not to exceed 13" measured diagonally. PG D, AC power only, with earphone jack and earphones/earbuds. Possession by PG D precludes any other entertainment appliance. (Purchase value not to exceed \$300. NO REMOTE CONTROL DEVICES).	1	1	0	1	1
TYPEWRITER, ELECTRIC AC power or battery operated, portable only. Not to exceed 24" x 18" x 12". No removable memory storage device, disks, tapes, chips (CPUs). Temporary internal memory up to one-line for correction purposes is permissible. Memory must automatically clear when device is turned off. No capability to transfer information. Existing memory typewriters may be retained with owner's manual until no longer operational. (Purchase value not to exceed \$200).	1	1	0	0	0

54030.20.7.2

OTHER REGISTERABLE ITEMS FOR HIGH SECURITY AND TRANSITIONAL HOUSING MALE INMATES

Item Description With additional requirements and restrictions.	General Population			SHU	ASU
	PRIVILEGE GROUP			PRIVILEGE GROUP	
	A	B	C	D	
CALCULATOR Hand held battery or solar battery operated. No games, clock, or alarm. No removable memory storage device, disks, tapes, chips (CPUs). No capability to transfer information. (Purchase value not to exceed \$25).	1	1	0	0	0
HANDICRAFT (Requires institutional approval).	YES	YES	0	0	0
HEADPHONES (Not to exceed \$25).	1	1	0	1	0
HEALTH CARE APPLIANCE (Dr. Rx. Only).	YES	YES	YES	YES	YES
MUSICAL INSTRUMENT (As determined by local institutional procedures. Combined instrument and case dimensions shall not exceed 46" x 24" x 12". New purchases of keyboards are no longer permitted in male facilities, existing keyboards are permitted).	1	1	0	0	0
RELIGIOUS MEDAL AND CHAIN (Not to exceed \$100, chain not to exceed 18" in length, obtainable as a set only, chains may not be purchased separately from medal).	1	1	1	0	0
RING (Wedding band, one only, yellow or white metal only. Not to exceed \$100, maximum declared value, and may not contain a set or stone).	1	1	1	1	1
TYPEWRITER, MANUAL (Restricted from Level IV 180 design housing. Portable only. Not to exceed 24" x 18" x 12". No removable memory storage device, disks, tapes, chips (CPUs). No capability to transfer information.) (Purchase value not to exceed \$200).	1	1	0	0	0
WATCH Wrist or pocket style. No sets or stones. No memory storage device, disks, tapes, or CPUs. No alarm, calculator, radio, TV, game, or communication capabilities. No capacity to transfer information. (Purchase value not to exceed \$50).	1	1	0	0	0

54030.21

FEMALE OFFENDERS PROGRAMS

TABLE OF CONTENTS

ITEM DESCRIPTION.....SECTION #

Granted Exemption Requests.....54030.21.1

Personal Clothing54030.21.2

Personal Care / Hygiene.....54030.21.3

Food.....54030.21.4

Miscellaneous.....54030.21.5

Games.....54030.21.6

Registerable Property54030.21.7

- Registerable Appliances54030.21.7.1
- Other Registerable Items54030.21.7.2

54030.21.1

GRANTED EXEMPTION REQUESTS

California Institution for Women

No Exemptions

Central California Women’s Facility

No Exemptions

Valley State Prison for Women

No Exemptions

NOTE: Institutions listed in this matrix are administered by the mission based region for Female Offenders Programs.

“YES” = NO LIMIT ON PRODUCTS. HOWEVER, TOTAL MUST REMAIN WITHIN SIX CUBIC FEET.

- 54030.21.2**
PERSONAL CLOTHING FOR FEMALE INMATES
- INMATES ARE ONLY PERMITTED ITEMS OF PERSONAL CLOTHING LISTED IN THIS SCHEDULE UNLESS AUTHORIZED FOR MEDICAL REASONS.
 - INMATES ARE PERMITTED TO WEAR SOLID COLORS ONLY UNLESS OTHERWISE INDICATED.
 - INMATES ARE PROHIBITED FROM POSSESSING, USING, OR WEARING PERSONAL CLOTHING ITEMS IN ANY SHADE OR TINT OF GREEN, BLACK, BROWN, TAN, RED, OR BLUE UNLESS OTHERWISE INDICATED.
 - INMATES ARE PROHIBITED FROM POSSESSING, USING, OR WEARING PERSONAL CLOTHING WITH HOODS, PICTURES, DECORATIVE ZIPPERS, INSIDE POCKETS, OR ZIPPED POCKETS.
 - ALL INMATES ARE PROHIBITED FROM POSSESSING, USING, OR WEARING ITEMS WHICH ARE OBSCENE OR WHICH HAVE LOGOS, LETTERING, PICTURES WHICH ADVERTISE OR DEPICT ALCOHOL, GANGS, PROFANITY, SEX, WEAPONS, DRUGS, OR DRUG PARAPHERNALIA.

Item Description With additional requirements and restrictions.	Reception Center		General Population			SHU	ASU
	PRIVILEGE GROUP		PRIVILEGE GROUP			PRIVILEGE GROUP	
	(Initial Intake) U	(Processing) U	A	B	C	D	
ATHLETIC SHORTS (White or light gray only, no logos or printing).	0	0	2	2	2	0	0
BRASSIERES (No metal underwires, lace, strapless, see through, or push up). Any solid color except as noted above.	5	5	5	5	5	5	5
GLOVES (Cold weather gloves - no zippers, pockets, metal, or lining. Colors in white, brown, or tan are permissible).	0	1	1	1	1	0	0
HATS and CAPS <ul style="list-style-type: none"> • BASEBALL (White or light gray only, no black). • WATCH CAPS (No black). (No stripes, designs, or logos, neutral colors only).	0	0	3	3	3	0	0
HEAD BAND (Terry cloth, plain, white, or gray).	0	0	2	2	2	0	0
PAJAMA / NIGHTGOWN (No sheer material).	0	0	2	2	2	2	2
PANTIES (Full-cut briefs only, no lace, see through, or pockets).	10	10	10	10	10	10	10
PERSONAL JEANS (Blue only, small identifying logo only. No prints or lettering on Jeans. No low rise Jeans).	0	0	2	2	2	0	0
RAIN COAT/PONCHO (Transparent only).	0	1	1	1	1	0	0
ROBE (Cotton or terrycloth material only, maximum of two large pockets, no metal snaps, no zippers, and cannot be sheer or see-through. Any solid color except as noted above).	0	0	1	1	1	0	0

54030.21.2 (Continued)

PERSONAL CLOTHING FOR FEMALE INMATES

Item Description With additional requirements and restrictions.	Reception Center		General Population			SHU	ASU
	PRIVILEGE GROUP		PRIVILEGE GROUP			PRIVILEGE GROUP	
	(Initial Intake)	(Processing)	A	B	C	D	
	U	U					
SANDALS (Not to exceed \$75.00. No hidden compartments, zippers, or laces that are covered or concealed).	0	0	1	1	1	0	0
SCARF (No hooded scarves).	0	0	1	1	1	0	0
SHOWER SHOES (Foam or soft rubber, single layer, thong type construction, not exceeding 1" in thickness).	1 pair	1 pair	1 pair	1 pair	1 pair	1 pair	1 pair
SLIPPERS / HOUSESHOES	0	0	1 pair	1 pair	1 pair	0	0
SOCKS (White/Grey only. Any combination of short to knee-high).	0	7	7	7	7	0	0
SWEAT SHIRT-Pullover or Button Up (Light grey, charcoal grey, white, or off-white only).	0	0	2	2	2	0	0
SWEAT PANTS (Light grey, charcoal grey, white, or off-white only).	0	0	2	2	2	0	0
TENNIS SHOES (No shades of red or blue. Low, mid, or high tops are permitted. Must be predominantly white in color. No K-Swiss, Bugle Boys, Joy Walkers, Pumps, Gels, British Knights, or Airlifts. Shoe laces white only. Not to exceed \$75.00. No hidden compartments, zippers, or laces that are covered or concealed. No metal components including eyelets).	0	0	1 pair	1 pair	1 pair	0	0
UNDERWEAR, THERMAL OR LONG (Grey, white, or off-white only. One pair consists of top and bottom or solid one piece).	0	0	2 sets	2 sets	2 sets	1 set	0
UNDER SHIRTS / T-SHIRTS (Solid colors only, exclusive of colors noted above. Any combination of crew neck, v-neck, or sleeveless athletic tank-top).	0	0	5	5	5	0	0
WALKING SHOES (Beige, Brown, or White only).	0	0	1	1	1	0	0
WAVE CAPS (White or grey only).	0	0	2	2	2	0	0

54030.21.3

PERSONAL CARE / HYGIENE FOR FEMALE INMATES

- NO ALCOHOL-BASED PRODUCTS AND NO AEROSOL CONTAINERS ALLOWED.
- NO METAL CONTAINERS.
- PRODUCTS CONTAINING PHOSPHATES ARE NOT ALLOWED.
- INSTITUTIONS MAY REQUIRE DISPOSABLE RAZORS TO MEET SAFETY TAMPER PROOF SPECIFICATIONS.
- MAKE UP PRODUCTS (FOUNDATION, BLUSH, ETC.) ARE ALLOWED. THEY MUST BE NATURAL SKIN TONES PER CALIFORNIA CODE OF REGULATIONS, SECTION 3062, INMATE GROOMING STANDARDS.

Item Description With additional requirements and restrictions.	Reception Center		General Population			SHU	ASU
	PRIVILEGE GROUP		PRIVILEGE GROUP			PRIVILEGE GROUP	
	(Initial Intake) U	(Processing) U	A	B	C	D	
BATH TOWELS (white only).	0	0	3	3	3	0	0
BODY SPLASH/SPRAY	0	1	2	2	2	0	0
BODY POWDERS (Baby powder, foot powder, etc.).	0	0	2	2	2	0	0
BRUSH (Non-metal, maximum of 8" in length including handle).	1	1	1	1	1	0	0
COMB (Non-metal, maximum of 6" in length, no handle).	1	1	2	2 1	2	0	0
COSMETIC BAG (Not to exceed 6" x 6" x 8").	0	0	1	1	1	0	0
COTTON BALLS	0	0	400	400	400	0	0
COTTON SWABS	0	0	400	400	400	0	0
DENTAL ADHESIVE (For approved denture wearers only).	2	2	2	2	2	2	2
DENTAL FLOSSERS/GLIDERS (No more than 3" in length, amount allowed in possession to be determined by local institutional procedure).	YES	YES	YES	YES	YES	YES	YES
DENTURE CLEANSER	1 box	1 box	2 boxes	2 boxes	2 boxes	1 box	1 box
DEPILATORYS (Hair removers, Magic Shave, etc.).	0	0	2	2	2	0	0
DEODORANT/ANTIPERSPIRANT (Stick or roll-on, deodorant must be clear and in clear container only).	0	YES	YES	YES	YES	2	2
DOUCHE	0	2	4	4	4	0	0
EMERY BOARD (Non-metal only).	0	3	6	6	6	0	0
EYEBROW PENCIL/EYELINER (Factory sealed, pencil only, no liquid).	0	0	2	2	2	0	0
EYE SHADOW KIT (No mirrors, kit shall not be altered).	0	0	2	2	2	0	0
FACE CREAM	0	1	2	2	2	1	0
FACE POWDER	0	1	2	2	2	0	0
FACIAL ASTRINGENT	0	1	2	2	2	1	0
FACIAL CLEANSER	0	1	2	2	2	1	0
FEMININE HYGIENE WASH	0	1	2	2	2	1	0
HAIR CLIPS, TIES, & SCRUNCHES (Clips are a maximum 3" in size).	0	0	10	10	10	0	0
HAIR CONDITIONER	0	2	YES	YES	YES	1	0
HAIR GEL, SPRAY AND GEL CURL, BRAID SPRAY AND LOCK GEL	0	1	2	2	2	1	0
HAIR OIL / GREASE	0	1	YES	YES	YES	1	0

54030.21.3 (Continued)

PERSONAL CARE / HYGIENE FOR FEMALE INMATES

Item Description With additional requirements and restrictions.	Reception Center		General Population			SHU	ASU
	PRIVILEGE GROUP		PRIVILEGE GROUP			PRIVILEGE GROUP	
	(Initial Intake)	(Processing)	A	B	C	D	
	U	U					
HAIR ROLLERS	0	0	30	30	30	0	0
INSECT REPELLANT (Must contain N,N-diethyl-m-toluamide (DEET) as main active ingredient).	0	1	2	2	2	0	0
LAUNDRY DETERGENT (Powder or liquid).	0	1	2	2	2	1	0
LIP BALM (No pigmentation added).	0	YES	YES	YES	YES	2	0
LIPSTICK	0	1	2	2	2	0	0
LOTIONS (Includes sun-block and baby oil).	0	1	2	2	2	0	0
MASCARA (Factory Sealed, No color restriction).	0	0	1	1	1	0	0
MEDICATIONS, OVER-THE-COUNTER (Only those OTC medications permitted by the Division of Correctional Health Care Services shall be stocked by institution canteens, OTC medications are not approved for inmate packages).	YES	YES	YES	YES	YES	YES	YES
MIRROR (Maximum of 6" diameter).	0	0	1	1	1	0	0
MOUThWASH (Non-alcohol only).	0	1	2	2	2	0	0
NAIL CLIPPER (Maximum of 2" length, no file blade).	0	1	1	1	1	0	0
PALM BRUSH/COMB (No handle, plastic only).	1	1	1	1	1	1	1
PERMANENT CURL / HAIR RELAXER KIT (No lye).	0	0	2	2	2	0	0
PERMANENT WAVE KIT	0	0	2	2	2	0	0
PERMANENT WAVE RODS (Non-electric, plastic only).	0	40	40	40	40	0	0
PETROLEUM JELLY	0	1	2	2	2	0	0
RAZOR, DISPOSABLE	0	5	10	10	10	0	0
SHAMPOO	0	2	YES	YES	YES	1	1
SHAVING CREAM (Non-aerosol).	0	0	2	2	2	1	0
SHOWER CAP (Clear only).	0	1	1	1	1	0	0
SOAP, BAR	0	6	YES	YES	YES	4	4
SOAP DISH (Non-metal).	0	1	1	1	1	0	0
SOAP, LIQUID HAND	0	1	YES	YES	YES	0	0
TAMPONS/SANITARY PADS/PANTY LINERS	0	YES	YES	YES	YES	YES	YES
TOOTHBRUSH (Maximum length permissible).	1	2	2	2	2	1	1
TOOTHBRUSH HOLDER (Plastic only, may cover entire toothbrush or be a brush head cover only).	1	1	1	1	1	0	0
TOOTHPASTE / POWDER	0	1	3	3	3	2	2
TWEEZERS (Metal is permitted, maximum of 3" long).	0	1	1	1	1	0	0
WASHCLOTHS / SHOWER PUFFS (White only).	0	2	3	3	3	0	0

54030.21.4

FOOD FOR FEMALE INMATES

- NO GLASS CONTAINERS.
- NO PRODUCTS REQUIRING REFRIGERATION ARE PERMITTED.
- NO FOIL PACKAGED ITEMS PERMITTED.
- FOODS MEETING SPECIFIC RECOGNIZED RELIGIOUS DIETARY REQUIREMENTS MAY BE ORDERED FROM A LOCALLY APPROVED RELIGIOUS SPECIALITY VENDOR. RELIGIOUS SPECIALTY FOODS MUST MEET REQUIREMENTS OF THE APPS.
- TEMS CONTAINING SUGAR ARE SUBJECT TO WARDENS APPROVAL BASED ON SECURITY. WARDEN HAS AUTHORITY TO REVOKE AT ANY TIME IF SECURITY NEEDS ARISE.
- THE APPS IS NOT INTENDED TO REFLECT ITEMS INTENDED FOR IMMEDIATE CONSUMPTION, SUCH AS ICE CREAM.

Item Description With additional requirements and restrictions.	Reception Center		General Population			SHU	ASU
	PRIVILEGE GROUP		PRIVILEGE GROUP			PRIVILEGE GROUP	
	(Initial Intake) U	(Processing) U	A	B	C	D	
ARTIFICIAL SWEETENER	0	YES	YES	YES	YES	YES	0
BEVERAGES (Canned or Plastic Bottles-Soda, water, etc. Privilege Group D is restricted from plastic bottles and aluminum cans).	0	YES	YES	YES	YES	YES	YES
CANDY (Shall not contain alcohol or liqueurs). Warden discretion.	0	1 pound limit	2 pound limit	2 pound limit	2 pound limit	1 pound limit	1 pound limit
CANNED GOODS (Canteen only. Not approved for inmate packages).	0	YES	YES	YES	YES	YES	0
CEREALS (Dry, single serving packets only).	0	YES	YES	YES	YES	YES	0
CHEESE (Non-aerosol).	0	YES	YES	YES	YES	YES	0
CHIPS	0	YES	YES	YES	YES	YES	YES
COCOA	0	YES	YES	YES	YES	YES	0
COOKIES	0	YES	YES	YES	YES	YES	0
COFFEE (Instant only).	0	YES	YES	YES	YES	YES	0
CONDIMENTS (Hot sauce, mustard, BBQ sauce, ketchup, jams, jellies, honey, syrup, sugar, etc.). Warden discretion.	0	YES	YES	YES	YES	0	0
CRACKERS	0	YES	YES	YES	YES	YES	YES
CREAMER (Powdered only).	0	YES	YES	YES	YES	0	0
DRIED FRUIT AND VEGETABLES	0	YES	YES	YES	YES	0	0
DRY MIX DRINKS (Non-flammable, Warden discretion).	0	YES	YES	YES	YES	YES	0
MEATS, DRY (Salami, jerky, sausages, etc.).	0	YES	YES	YES	YES	YES	0
FOODS, VACUUM PACKED (Tuna, sardines, vegetables, etc.).	0	YES	YES	YES	YES	YES	0
MISCELLANEOUS SNACK ITEMS (Snack cakes, bars, pies, etc.).	0	YES	YES	YES	YES	YES	0
NUTS (No shells).	0	YES	YES	YES	YES	YES	0
PEANUT BUTTER	0	YES	YES	YES	YES	YES	0
PROTEIN SUPPLEMENTS (Solid tablet or capsule form only. No bulk powdered products).	0	YES	YES	YES	YES	Medical Rx. Only	Medical Rx. Only
SOUPS (Styrofoam containers are restricted from ASU and SHU).	0	YES	YES	YES	YES	0	0
TEA (Bags and instant).	0	YES	YES	YES	YES	0	0
VITAMIN / MINERAL SUPPLEMENTS (Solid tablet or capsule form. No bulk powdered products).	0	YES	YES	YES	YES	Medical Rx. Only	Medical Rx. Only

54030.21.5

MISCELLANEOUS ITEMS FOR FEMALE INMATES

Item Description With additional requirements and restrictions.	Reception Center		General Population			SHU	ASU
	PRIVILEGE GROUP		PRIVILEGE GROUP			PRIVILEGE GROUP	
	(Initial Intake) U	(Processing) U	A	B	C	D	
ADDRESS BOOK (Paperback only, 3" x 5" maximum).	1	1	1	1	1	1	1
ANTENNA WIRE (Flexible, up to 5' in length).	0	0	1	1	0	1	0
AUDIO CASSETTES (Professionally pre-recorded only).	0	0	10	10	0	0	0
BALLPOINT PENS (Non-metal, clear plastic only, flexible pens or pen fillers may be required for ASU/SHU by local facility procedure).	1	1	10	10	10	0	0
BATTERY RECHARGER (Does not count as an electrical appliance).	0	0	1	1	0	0	0
BATTERIES	0	0	8	8	0	0	0
BOOKS, MAGAZINES, AND NEWSPAPERS (Paperback or hardback with cover removed only. Limits do not apply to legal materials).	5	5	10	10	5	5	5
BOWL (Plastic, maximum of 8" in diameter).	0	1	2	2	1	0	0
CAN OPENER	0	0	1	1	1	0	0
CALENDAR (12" x 12" maximum dimensions, no metal).	0	0	1	1	1	0	0
CLOCK – Alarm OK (Non-electric).	0	0	1	1	0	0	0
CLOTHES PINS (CIW only).	0	0	20	20	20	0	0
COAXIAL CABLE (Based on local facility determination, maximum 6' in length).	0	0	1	1	0	0	0
COMBINATION LOCK (Common key required by institution, canteen item only, not approved for inmate packages).	0	1	1	1	1	0	0
COMPACT DISCS (Factory pre-recorded only, sets including DVDs shall not be permitted).	0	0	10	10	0	0	0
CORRESPONDENCE COURSE (Does not impact the limit on books).	0	0	3	3	3	YES	YES
ENVELOPES, BLANK AND/OR PRE-STAMPED	0	40	40	40	40	40	40
ENVELOPES, METERED (Indigent inmates only).	0	5	5	5	5	5	5
EXTENSION CORD (Maximum length of 6', UL approved only, must adhere to requirements established in California Electric Code Section 400.8, three prong outlet only, upon local facility discretion).	0	0	1	1	0	0	0
EYEGLASS REPAIR KIT (Screwdriver max 2" length).	0	0	1	1	1	0	0
FOOTLOCKER-CIW ONLY (Due to physical design of institution).	0	0	1	1	1	0	0
GREETING CARDS	0	10	10	10	5	5	5

54030.21.5 (Continued)

MISCELLANEOUS ITEMS FOR FEMALE INMATES

Item Description With additional requirements and restrictions.	Reception Center		General Population			SHU	ASU
	PRIVILEGE GROUP		PRIVILEGE GROUP			PRIVILEGE GROUP	
	(Initial Intake) U	(Processing) U	A	B	C	D	
HANDKERCHIEFS (White or light gray only).	0	5	5	5	2	0	0
HANGERS (Plastic Only).	0	0	10	10	10	0	0
IMMERSION HEATER (Does not count towards appliance limit).	0	1	1	1	0	0	0
INSTRUMENT STRINGS, SPARE (As determined by local institutional procedures).	0	0	1 PKG	1 PKG	0	0	0
LEGAL MATERIAL (Books, pamphlets, and other legal reference).	YES	YES	YES	YES	YES	YES	YES
LEGAL PADS / TABLETS AND NOTEBOOKS (No spiral bound).	1 Pad	4 Pads	4 Pads	4 Pads	4 Pads	2 Pads	2 Pads
LIGHT BULBS	0	0	2	2	2	0	0
PENCILS, DRAWING (Colored), OR WRITING (Non-mechanical only).	1	3	20	20	20	0	0
PENCIL SHARPENER (Non-electric, hand held only, no metal cover, maximum 2" length). Use in Level IV facilities subject to approval of Warden.	1	1	1	1	1	0	0
PHOTOS / PORTRAITS (Maximum of 8" x 10").	15	15	YES	YES	YES	15	15
PHOTO ALBUMS (Maximum of 9" x 12").	0	0	4	4	4	0	0
PLASTIC TUMBLER (16 ounce or less).	1	1	2	2	2	0	0
READING GLASSES-NON PRESCRIPTION (Magnifying glasses).	1	2	2	2	2	2	1
RELIGIOUS ITEMS (As approved by the local religious review committees, i.e., kufi caps, yamikas, prayer rugs, etc.).	YES	YES	YES	YES	YES	YES	YES
SPLITTER (For use with Television).	0	0	1	1	0	0	0
STAMPS (U.S. Postal only).	40	40	40	40	40	40	40
STATIONARY	15 sheets	500 sheets	500 sheets	500 sheets	500 sheets	15 sheets	15 sheets
SUN GLASSES-NON PRESCRIPTION (No steel frames, non-mirrored, no red or blue lenses. Purchase value not to exceed \$50.00, excludes prescription sun glasses).	0	0	1	1	1	0	0
STORAGE CONTAINER (Small bowl with lid, two-quart maximum size. Clear only).	0	0	YES	YES	YES	0	0
UMBRELLA (CIW only – retain through attrition-no new purchase).	0	0	1	1	1	0	0
WALLET (Plain brown or black, no engravings).	0	0	1	1	1	0	0

54030.21.6

GAMES FOR FEMALE INMATES

Item Description With additional requirements and restrictions.	Reception Center		General Population			SHU	ASU
	PRIVILEGE GROUP		PRIVILEGE GROUP			PRIVILEGE GROUP	
	(Initial Intake) U	(Processing) U	A	B	C	D	
CARDS (No role playing).	0	0	1	1	0	0	0
CHECKERS	0	0	1	1	0	0	0
CHESS	0	0	1	1	0	0	0
DOMINOS	0	0	1	1	0	0	0
SCRABBLE	0	0	1	1	0	0	0
UNO	0	0	1	1	0	0	0

54030.21.7

REGISTERABLE PROPERTY FOR FEMALE INMATES

- BATTERY OPERATED, NON-ENTERTAINMENT APPLIANCES SHALL NOT COUNT TOWARDS THE APPLIANCE LIMIT.
- BATTERY OPERATED PERSONAL ENTERTAINMENT DEVICE (WALKMAN® TYPE), WITHOUT A POWER CORD, SHALL NOT COUNT TOWARDS THE APPLIANCE LIMIT.
- BATTERY OPERATED PERSONAL ENTERTAINMENT APPLIANCES SHALL NOT COUNT TOWARDS THE APPLIANCE LIMIT – NO POWER CORD ALLOWED.
- APPLIANCES WITH INTERNAL MECHANISMS FOR RECORDING OR TRANSMITTING CAPABILITY SHALL NOT BE ALLOWED. VENDOR OR MANUFACTURER ALTERATIONS THAT DISABLE AN APPLIANCES CAPABILITY TO RECORD OR TRANSMIT SHALL NOT BE ALLOWED. COMPACT DISC AND CASSETTE TAPE PLAYERS ARE RESTRICTED TO ORIGINAL MANUFACTURER PLAY CAPABILITY ONLY.
- APPLIANCES SHALL BE PORTABLE MODELS, AND HAVE AN INTERNAL ANTENNA. NO REEL-TO-REEL OR SPOOL TYPE PLAYERS.
- ENTERTAINMENT APPLIANCES SHALL HAVE EARPHONES/EARPLUGS, WHICH SHALL BE WORN, ON HEAD OR IN EAR WHEN APPLIANCE IS IN USE. EARPHONES/EARPLUGS MAY BE PURCHASED AND POSSESSED WHEN INMATE HAS TV, OR AUDIO DEVICE AS PERSONAL PROPERTY.
- THE POSSESSION OF ACCESSORIES FOR APPLIANCES AND MUSICAL INSTRUMENTS SUCH AS RIBBONS AND DAISY WHEELS FOR TYPEWRITERS IS AUTOMATICALLY IMPLIED. INSTITUTIONS MAY LIMIT ACCESSORIES BASED UPON SAFETY/SECURITY CONCERNS.

NOTE: CERTAIN INMATE HOUSING CONFIGURATIONS MAY JUSTIFY THE PRECLUSION OF THE POSSESSION AND USE OF SPECIFIC APPLIANCES. WARDENS MUST REQUEST APPROVAL FOR AN EXEMPTION FROM THE DEPUTY DIRECTOR, DAI.

54030.21.7.1

REGISTERABLE APPLIANCES FOR FEMALE INMATES

Item Description With additional requirements and restrictions.	Reception Center		General Population			SHU	ASU
	PRIVILEGE GROUP		PRIVILEGE GROUP			PRIVILEGE GROUP	
	(Initial Intake) U	(Processing) U	A	B	C	D	
AUDIO ENTERTAINMENT APPLIANCE (PG A and B, AM/FM radio/CD/cassette tape player or any combination allowed. AC power or battery operated. Must have earphone jack and headphones. Clear case only. No detachable speakers. Outside measurements not to exceed 3" x 6" x 6". PG D, AM/FM radio only, earphone jack with earphones/earbuds. Possession by PG D precludes any other entertainment appliance. Purchase value not to exceed \$150).	0	0	1	1	0	1	1
CURLING IRON, ELECTRIC (Female only, AC power or battery operated, purchase value not to exceed \$40).	0	0	1	1	0	0	0
FAN (AC power or battery operated, plastic blade and cage. Not to exceed 9", not to exceed \$30). For CIW and CRC does not count toward electric appliance limit, due to physical plant design.	0	0	1	1	0	0	0

54030.21.7.1 (Continued)

REGISTERABLE APPLIANCES FOR FEMALE INMATES

Item Description With additional requirements and restrictions.	Reception Center		General Population			SHU	ASU
	PRIVILEGE GROUP		PRIVILEGE GROUP			PRIVILEGE GROUP	
	(Initial Intake) U	(Processing) U	A	B	C	D	
HAIR DRYER / BLOW DRYER (Female only, purchase value not to exceed \$40).	0	0	1	1	0	0	0
HAIR ROLLERS, ELECTRIC (Female only, purchase value not to exceed \$25).	0	0	1 Set	1 Set	0	0	0
HAIR/TRIMMER (AC power, battery operated or rechargeable, includes attachments and combs. Spare blades may not be kept in possession of inmate).	0	0	1	1	0	0	0
LAMP (Not to exceed 3 pounds or 12" extended length. Not to exceed 30 watts. Not to exceed \$25. Flexible neck only. AC power or battery operated).	0	0	1	1	0	0	0
PRESSING COMB, ELECTRIC (Female only, purchase value not to exceed \$25, AC power or battery operated).	0	0	1	1	0	0	0
RAZOR, ELECTRIC (AC power or battery operated, purchase value not to exceed \$50).	0	0	1	1	0	0	0
TELEVISION SET (PG A and B, AC power or battery operated, portable models only). Must have jack and earphones or headphones. Outside cabinet clear case only and not to exceed 16" x 16" x 20" deep. Screen not to exceed 13" measured diagonally. PG D, AC power only, earphone jack with earphones/earbuds. Possession by PG D precludes any other entertainment appliance. (Purchase value not to exceed \$300. NO REMOTE CONTROL DEVICES).	0	0	1	1	0	1	1
TYPEWRITER, ELECTRIC OR MANUAL AC power or battery operated, portable only. Not to exceed 24" x 18" x 12". No removable memory storage device, disks, tapes, chips (CPUs). Temporary internal memory up to one-line for correction purposes is permissible. Memory must automatically clear when device is turned off. No capability to transfer information. Existing memory typewriters may be retained with owner's manual until no longer operational. (Purchase value not to exceed \$200).	0	0	1	1	0	0	0

54030.21.7.2

OTHER REGISTERABLE ITEMS FOR FEMALE INMATES

Item Description With additional requirements and restrictions.	Reception Center		General Population			SHU	ASU
	PRIVILEGE GROUP		PRIVILEGE GROUP			PRIVILEGE GROUP	
	(Initial Intake)	(Processing)	A	B	C	D	
	U	U					
CALCULATOR Hand held, battery or solar battery operated. No games clock or alarm. No removable memory storage device, disks, tapes, chips (CPUs). No capability to transfer information. (Purchase value not to exceed \$25).	0	0	1	1	0	0	0
CHAIN, NECKLACE OR BRACELET (Female only, yellow or white metal only, value not to exceed \$25).	0	0	1	1	0	0	0
EARRINGS (Female only, studs or hoops no larger than 30 millimeters [quarter-size] purchase value not to exceed \$25 a pair).	0	0	3 Pair	3 Pair	0	0	0
HANDICRAFT (Requires institutional approval).	0	0	YES	YES	0	0	0
HEADPHONES (Not to exceed \$25).	0	0	1	1	0	1	0
HEALTH CARE APPLIANCE (Dr. Rx. Only).	YES	YES	YES	YES	YES	YES	YES
MUSICAL INSTRUMENT (As determined by local institutional procedures. Combined instrument and case dimensions shall not exceed 46" x 24" x 12").	0	0	1	1	0	0	0
PRESCRIPTION GLASSES (Includes Prescription Sun-Glasses).	YES	YES	YES	YES	YES	YES	YES
RELIGIOUS MEDAL AND CHAIN (Not to exceed \$100, chain not to exceed 18" in length, obtainable as a set only, chains may not be purchased separately from medal).	1	1	1	1	1	0	0
RING (May possess a wedding ring or wedding/engagement ring set, yellow or white metal only. Stones are permissible, maximum declared value not to exceed \$150).	1	1	1	1	1	1	1
WATCH Wrist or pocket style. No sets or stones. No memory storage device, disks, tapes, or CPUs. No alarm, calculator, radio, TV, game, or communication capabilities. No capacity to transfer information. (Purchase value not to exceed \$50).	0	0	1	1	0	0	0

54030.21.7.3 Revisions

The Deputy Director, DAI, or designee shall ensure the contents of this Section are current.

54030.21.7.4 References

PC §§ 2085, 2600, 2601, 5054, 5058, 5061, 5062, 5063.
 CCR (15) (3) §§ 3002, 3006, 3010, 3011, 3044, 3064, 3092, 3101, 3102, 3151, 3152, 3161, 3164, 3175(l), and (m), 3190, 3191, 3193, 3287, 3331(c), 3343(g).
 ACA Standards 2-4392 - 2-4394.
 Case No. 117925, In the Superior Court of the State of California for the County of Marin.

54040.1 Policy

The California Department of Corrections and Rehabilitation (CDCR) is committed to providing a safe, humane, secure environment, free from sexual misconduct. This will be accomplished by maintaining a program to address education/prevention, detection, response, investigation, and tracking of sexual misconduct and to address successful community re-entry of the victim. CDCR shall maintain a zero tolerance for sexual misconduct in its institutions, community correctional facilities, conservation camps, and for all offenders under its jurisdiction. All sexual misconduct is strictly prohibited. This policy applies to all offenders and persons employed by the CDCR, including volunteers and independent contractors assigned to an institution, community correctional facility, conservation camp, or parole.

Retaliatory measures against employees or offenders who report incidents of sexual abuse shall not be tolerated and shall result in disciplinary action and/or criminal prosecution. Retaliatory measures include, but are not limited to, coercion, threats of punishment, or any other activities intended to discourage or prevent an employee or offender from reporting the sexual abuse.

ARTICLE 44 — PRISON RAPE ELIMINATION POLICY

Effective January 19, 2006

54040.2 Purpose

The purpose of this policy is to ensure compliance with Public Law 108-79, the Prison Rape Elimination Act of 2003 (PREA), and California Assembly Bill 550 (Chapter 303, Statutes of 2005), the Sexual Abuse in Detention Elimination Act. It will provide guidelines for the prevention, detection, response, investigation, and tracking of offender sexual assaults and sexual misconduct between offenders and/or staff and offenders. A further purpose of this policy is to provide guidelines for the successful community re-entry of sexual assault/misconduct victims.

Lastly, this policy informs staff of their responsibility and liability as specified in the law.

54040.3 Definitions

Revised September 25, 2007

Aggressor

An offender or staff member who attempts to commit, or commits a sexual assault and/or coercion of an offender that results in either consensual or non-consensual sexual contact.

Coercion

A threat, however communicated, to commit an offense; to inflict bodily injury in the future on the person threatened or another, to accuse a person of any offense, to harm the credit or business reputation of any person, to take or withhold action as a public servant, or to cause a public servant to take or withhold action.

“Need to Know” basis

When the information is relevant and necessary in the ordinary performance of that staff person’s official duties.

Non-consensual

Not giving permission for or consent to an action being taken by another person.

Offender

Any inmate, ward, parolee, or other person currently under the jurisdiction of the CDCR.

Rape

Refer to PC Section 261.

Sexual Assault

Any contact by the use of force, threatened use of force, or coercion between the sex organ of one person and the sex organ, mouth, hand, or anus of another person or any intrusion of any part of the body of one person or of any object, substance, instrument, or device into the sex organ, mouth, or anus of another person.

Sexual Assault Response Team

A coordinated interdisciplinary team of law enforcement, prosecution, medical, and advocacy experts collaborating to meet the forensic needs of the criminal justice system, and the medical and emotional needs of the sexual assault victim.

In the CDCR, one adult institution has an on-site SART, the California Correctional Institute (CCI); all others will utilize the resources available via contract at the local community hospital. The program at CCI will be considered a pilot and will be reviewed after one year for best practices and lessons learned.

Sexual Contact

Any touching of an erogenous zone of another, including the thigh, genitals, buttock, pubic region, or breast for the purpose of sexual gratification.

Sexual Misconduct

Any threatened, coerced, attempted, or completed sexual assault or non-consensual sexual conduct between offenders.

As it relates to employees, any sexual behavior by a departmental employee directed toward an offender, as defined in California Code of Regulations (CCR) Section 3401.5 and Penal Code (PC) Section 289.6. The legal concept of “consent” does not exist between departmental employees and offenders; any sexual behavior between them constitutes sexual misconduct and shall subject the employee to disciplinary action and/or to prosecution under the law.

Staff or Employee

Any person employed by the CDCR, including volunteers and independent contractors assigned to an institution, community correctional facility, conservation camp, parole, or headquarters.

Victim

For purposes of this policy, an offender who is sexually assaulted or is subjected to non-consensual sexual contact by another offender. In addition, an offender who is sexually assaulted or is subjected to sexual misconduct by a staff member.

Victim Advocate

An individual typically employed by a Rape Crisis Center whose primary purpose is the rendering of advice or assistance to victims of sexual assault and who has received a certificate evidencing completion of a training program in the counseling of sexual assault victims issued by an approved counseling center. The Victim Advocate will be summoned to assist the alleged victim of an in-custody sexual assault. In cases where an outside Victim Advocate is not available, a designated employee who has completed the required training will be called upon to provide support to a victim of in-custody sexual assault. (Refer to Evidence Code 1035.2.)

Victim Support Person

Any person of the alleged victim’s choosing which could include another offender, personal friend, or family member including registered domestic partner.

54040.4 Education and Prevention**Employee Training**

All employees, including volunteers and contractors, shall receive instruction related to the prevention, detection, response, and investigation of offender sexual assault. This training class will be conducted during new employee orientation, annual block training, and included in the curriculum of the Correctional Training Academy.

Specialized training shall be offered periodically through the local Rape Crisis Center to employees designated as victims’ advocates. This training is a minimum of 40 hours instruction time. Only employees who voluntarily agree to act as a victim advocate shall be utilized in that capacity. Staff who volunteer will be subjected to background clearance to ensure no prior history of violence.

All employees who are assigned to investigate sexual exploitation and/or assault will receive specialized training per PC Section 13516 (c). The curriculum utilized in the class must be OTPD approved.

Additional and specialized training is encouraged and should be offered to appropriate employees at individual institutions, facilities, and parole offices, or through approved off-site or on-site training. This includes training provided by outside agencies.

Offender Education

Verbal and written information shall be provided to offenders which will address:

- Prevention/Intervention.
- Reporting.
- Treatment and Counseling.

Offender orientation on PREA will be provided to the offender population via a multi-media presentation on a quarterly basis in both English and Spanish.

Approved PREA posters which contain departmental policy and the sexual assault reporting telephone numbers shall be posted in designated locations throughout the facility and parole offices. At a minimum, these areas shall include all housing units, medical clinics, law libraries, visiting rooms, program offices, and offender work areas.

The PREA Brochure entitled “Sexual Assault Awareness” will be distributed during initial processing in reception center (RC) institutions. The booklet entitled “Sexual Abuse/Assault – Prevention and Intervention” shall be distributed to all offenders during their initial Unit Classification Committee (UCC) hearing at their assigned institution and will be available through their correctional counselor.

Appropriate provisions shall be made to ensure effective communication for offenders not fluent in English, those with low literacy levels, and persons with disabilities.

Institutions may consider the use of offender peer educators to enhance the offender population’s knowledge and understanding of PREA and sexually transmitted diseases.

54040.5 Detection

Revised September 6, 2013

CDCR staff have a responsibility to protect the offenders in their custody. Every employee is responsible for reporting immediately and confidentially to the appropriate supervisor any information that indicates an offender is being, or has been, sexually assaulted. In addition to this reporting, staff have a responsibility to assist the offender and refer him/her to

medical/mental health for evaluation. Staff shall ensure the reporting of information is done in a confidential manner.

An offender may report sexual misconduct that occurs under the jurisdiction of the CDCR, to any employee. If the employee who receives the report is a non-custody employee, he/she shall immediately notify his/her supervisor and, if in an institution, report the information to the Watch Commander.

Employees are reminded that victims of sexual assault/rape may be seriously traumatized both physically and/or mentally. Staff are expected to be sensitive to the offender during their interactions with him/her.

Screening for Appropriate Placement

The process of review and evaluation for single cell status shall be initiated during RC processing as part of initial screening. This process will include completion of the Strategic Offender Management System (SOMS) Initial Housing Review which includes questions related to sexual assault and victimization. Upon the offender's arrival at his/her assigned institution, this information will again be assessed and updated as necessary.

The offender shall be referred to a classification committee for determination of single cell status in accordance with CCR Section 3377.1(c) based on documented evidence that the offender may not be safely housed in a double cell or dormitory situation. An offender's need for single cell status shall be reviewed as part of initial/annual classification, or any time an offender is referred for transfer or placement consideration.

Based on information that the offender has been a victim of sexual assault, the custody supervisor conducting the initial screening shall discuss housing alternatives with the offender in a private location. The custody supervisor shall not automatically place the offender into administrative segregation. Consideration shall be given to housing this offender with another offender who has compatible housing needs. If single cell status is appropriate, the custody supervisor may designate the offender for single cell housing pending a classification review.

Per the Department's Mental Health Services Delivery System (MHSDS), all offenders shall receive a mental health screening within the first seven days of their arrival at an institution.

Any staff member with significant concern that an offender may be subject to sexual victimization shall immediately notify a custody supervisor who will refer that offender for a mental health evaluation. This referral will be completed using the Staff Referral for Mental Health Services form, and should include enough information to allow the medical/mental health staff who is screening the referral to determine if the need is urgent (as soon as possible within 4 hours), emergent (within 24 hours), or routine.

54040.5.1 Notification via Inmate Appeals Process

Any employee receiving notice of alleged staff sexual misconduct via a completed Inmate/Parolee Appeal form shall immediately hand-carry the document to the institution head, unit supervisor, or highest-ranking official on duty as outlined in CCR, Title 15, Section 3401.5.

54040.6 Response

It is the expectation of the CDCR that all staff shall maintain professional behavior when interacting with an alleged victim of sexual assault, and display sensitivity to the potential emotional impact of the situation. All employees are reminded that this is a very serious situation. Incident-specific information shall be treated as confidential, and disclosure made only to staff who have a "need to know" and to persons and entities as permitted or required by law.

Initial Contact

Upon the initial contact with staff, that staff member will take the alleged victim to a private secure location. The staff member will use the Initial Contact Checklist to assist the alleged victim.

The staff member shall make every effort to ensure the victim does not:

- Shower.
- Remove clothing without medical supervision.
- Use the restroom facilities.
- Consume any liquids.

When an allegation of sexual abuse against a minor is filed within an adult facility, it will be the responsibility of the Watch Commander to contact Child Protective Services.

54040.6.1 Custody Supervisor Responsibilities

The custody supervisor has significant responsibility in this policy, and a Custody Supervisor Responsibilities check list has been developed to assist with those duties.

If the victim alleges he/she was involved with or assaulted by staff, the Investigative Services Unit (ISU) will be immediately notified via the Watch

Commander. The ISU staff shall immediately notify the Office of Internal Affairs (OIA) and the Warden or designee. If this occurs outside of normal business hours, the Watch Commander will notify the Administrative Officer of the Day (AOD), who will notify and dispatch ISU staff. The ISU or the AOD will then notify the OIA.

If a parolee reports sexual assault by another parolee, local law enforcement will be contacted. If a parolee reports sexual involvement with or assault by staff, the staff to whom the report was made will contact their supervisor. The parole supervisor will forward the information through the chain of command to their Regional Headquarters. Parole Regional Headquarters will immediately notify Office of Internal Affairs.

The custody supervisor must tell the victim that his/her name will become a matter of public record unless he/she requests that it not become a matter of public record, per PC Section 293 (a). The victim should be provided the Victim of Sex Crimes form to complete to either request or waive confidentiality of his/her name. If the victim chooses to have his/her name remain confidential, any written report concerning these offenses must indicate that the victim requested confidentiality of his/her name per PC Section 293(a). The victim's name and address may not be released except to specified persons or as authorized by law if the victim has requested confidentiality.

The custody supervisor shall assign a custody escort to the victim who shall remain with the victim for the entire sexual assault exam process, whenever possible. Gender preference should be considered when assigning a custody escort to the victim. The custody escort will ensure effective communication (i.e., complexity of the issues, language barriers, and literacy).

The Watch Commander shall initiate the Notifications Checklist.

At the time the victim is sent to the outside hospital or on-site Sexual Assault Response Team (SART) location, the Watch Commander is required to contact the Rape Crisis Center to request a Victim Sexual Assault Advocate be dispatched to the hospital. If one is not available, trained staff from the facility will be dispatched or called in to act as the Victim Sexual Assault Advocate.

Upon the victim's return to the institution Triage and Treatment Area (TTA) or designated medical location, the custody supervisor will arrange housing for the victim. All housing options should be considered, including input from the victim regarding his/her housing preference, a bed move, a transfer to a sister institution, and safety concerns. Consideration should also be given to housing the victim with another offender with compatible housing needs.

54040.6.2 Medical Services Responsibilities

Medical staff will conduct an initial assessment to determine if life threatening injuries exist and will treat those as required. In life threatening situations, response may include the need to request emergency transportation (i.e., ambulance), in which case standard medical protocols shall be followed. When the call is made to request the ambulance, it is critical to inform the dispatcher that the injured offender is the victim of sexual assault. Once the victim has been stabilized, a Medical Checklist shall be initiated.

In cases where no life threatening situation exists, the assigned Registered Nurse (RN) will initiate the Medical Checklist to ensure a victim support person is offered, and will determine if the victim has issues to be addressed, such as difficulty understanding the situation, language barriers, or physical limitations and ensure they are addressed through the establishment of effective communication per departmental policy.

The assigned RN will initiate the Request for Authorization of Temporary Removal for Medical Treatment form and have it hand-carried to the Watch Office to expedite the transportation process. All staff in the TTA will maintain physical separation and visual separation (whenever possible) between the victim and suspect(s).

The assigned RN will assist the custody escort in maintaining intact any physical evidence which may be found on the victim's person or clothing.

Follow-up testing for sexually transmitted infections/diseases and HIV will be offered as clinically indicated and will be the responsibility of the institution's medical department.

54040.6.3 Transportation Responsibilities

The transportation sergeant or designated sergeant shall maintain Sexual Assault Transportation Kits in a plastic storage bin. This kit will consist of:

- 1 clean jumpsuit.
- 2 pieces of "examination table" type paper (approx 18" x 36" each).
- 2 Evidence Collection Envelopes.
- 2 Evidence Collection Paper Bags.

- 2 pairs of latex gloves and other required personal protective equipment (PPE).

The transportation officer will follow the Transportation Checklist for specific requirements related to the transportation of Sexual Assault victims and suspects.

54040.7 Forensic Medical Examination

The victim will be taken to the designated outside hospital, or on-site SART location, for completion of the forensic exam. The Sexual Assault Nurse Examiner (SANE) shall provide the required Forensic Medical Examination, per the Office of Emergency Services, as well as the appropriate Forensic Medical Report: Acute (<72 hours) Adult/Adolescent Sexual Assault Examination, the Forensic Medical Report: Non-Acute (>72 hours) Child/Adolescent Sexual Abuse Examination, or the Forensic Medical Report: Sexual Assault Suspect Examination. These examinations will consist of an explanation of the process, the offender's signature on consent forms (some offenders will require assistance to explain the consent forms prior to signing them), discussion of the incident and when/how it occurred, and a detailed physical examination that will include evidence collection and photographs. As required in AB 550, immediate HIV/AIDS prophylactic measures will be provided. In addition, information regarding sexually transmitted infections, HIV and pregnancy options, will be discussed with the victim and/or suspect. Testing for sexually transmitted infections, HIV, and pregnancy (if appropriate) will be offered.

54040.8 Return to Triage and Treatment Area/Receiving & Release

Upon the return of the victim from the outside hospital or on-site SART location, medical clearance will be required prior to determination of appropriate housing for the victim. This medical clearance will be documented on an Emergency Room Flow Sheet or an Interdisciplinary Progress Note. The on-duty RN will also complete a request for an urgent Suicide Risk Assessment (SRA). Mental Health staff will evaluate the victim within four hours of referral. Until that time, the offender shall be placed under constant and direct supervision to ensure he/she does not attempt to hurt him/herself or someone else.

Mental Health Responsibilities:

All victims of a sexual assault shall be referred for an urgent SRA upon their return to the institution. The SRA must be completed by a qualified and trained staff member (which may include trained nursing staff). The SRA shall be conducted as soon as possible, but no more than four hours after referral, and shall include a face-to-face evaluation of the victim in a confidential setting. The victim shall be placed under constant and direct observation until the SRA is completed. If the SRA is conducted by a staff member who is not a mental health clinician, the staff member shall refer the victim for an urgent mental health evaluation if the SRA indicated increased suicide risk. All victims of sexual assault/rape shall be referred for a routine Mental Health Evaluation regardless of the outcome of the SRA.

The mental health clinician completing the routine Mental Health Evaluation shall ensure that the victim receives services as outlined in the MHSDS Program Guide, which includes criteria for inclusion in the MHSDS program based on qualifying diagnoses or medical necessity. Any stressors related to the reported sexual assault (e.g., safety/security issues or fear of retaliation) shall be documented in the Unit Health Record and considered in the decision regarding the victim's need for mental health services. Any victim who requests to be included in the MHSDS and be provided mental health services related to a reported sexual assault shall be provided individual and/or group therapy and, if appropriate, referral to a psychiatrist for medication evaluation. If appropriate, the victim shall be given educational materials to provide information related to the medical and mental health conditions which may result after a sexual assault. Victims shall be monitored for suicidal impulses, post traumatic stress disorder, depression, and other mental health consequences.

Specific responsibilities of mental health staff shall be consistent with statewide Inmate Medical Services Policies and Procedures supplemented by local operating policies and procedures.

Suspect Processing (Offender on Offender):

All staff will ensure that there is no physical, verbal, or visual contact between the victim and suspect, when possible. The suspect will be escorted to the TTA or designated medical location for medical screening and then to the on-site SART location or outside hospital for the forensic examination. The suspect must consent to the forensic examination or staff will take steps necessary to obtain a search warrant. Due to a suspect's refusal to be tested, it may become necessary to obtain a search warrant. The custody supervisor will contact ISU, the local district attorney's office, or the OIA for assistance

in writing one. Steps identified above for collection of evidence, transportation, and physical examination of the alleged victim shall be the same for the suspect.

Upon completion of the forensic medical examination, the suspect will be re-housed in the Administrative Segregation Unit (ASU). The custody supervisor shall complete the requisite forms for ASU placement.

ISU staff will provide a Miranda warning and interview the suspect to obtain his/her account of the incident.

Suspect Processing (Staff on Offender)

The OIA will be responsible for all phases of the investigation if the allegations are against an employee. Please refer to the Institution Operations Procedure for Staff Sexual Misconduct for the process to follow. Immediate efforts shall be made to eliminate contact between the victim and the staff member. The Warden or designee shall determine if the employee should be placed on administrative time off consistent with departmental policy during the course of the investigation.

54040.9 Investigation

All reports of sexual misconduct shall be investigated and the findings documented in writing. Sexual assaults and attempted sexual assaults between two offenders shall be investigated by staff from the ISU. The ISU Lieutenant will be responsible for completion of the investigation and will follow standard investigative procedures per institutional procedures. Reports alleging staff on offender sexual assault incidents shall be immediately referred to the OIA for investigation. Criminal investigations shall be referred to the District Attorney's Office.

Pursuant to PC Section 293(a) and Government Code Section 6254, the Victims of Sex Crimes form must be attached to all criminal reports relating to PC Sections 220, 261, 261.5, 262, 264, 264.1, 273(a), 273(d), 273.5, 286, 288, 288(a), 289.5, 422.6, 422.7, 422.75, and 646.9.

Crime Scene Preservation

The custody supervisor shall ensure that a perimeter has been established and an officer has been posted to keep persons out of the crime scene area. The custody supervisor shall ensure the assigned officer(s) maintain a chronological log of all persons entering the crime scene area and their purpose for entering the crime scene area. ISU staff and/or trained personnel shall process the crime scene, collect and secure evidence, including the rape kit examination. ISU staff shall photograph/videotape the crime scene and evidence collected, make a diagram of the crime scene, and collect/package all evidence.

Evidence

Care must be taken to ensure that any potential evidence is identified, preserved, and collected. Examples of evidence include any clothing worn by the victim and suspect, hair or clothing fibers, dried or moist secretions, semen, blood or saliva stains, stained articles of clothing, blankets, or other foreign materials on the body of the victim or suspect, fingernail scrapings, and any other trace evidence.

Based on when/where the incident occurred, a designated evidence officer will be requested to collect evidence that may be destroyed if not preserved. The designated evidence officer and any other staff member who collects evidence will process it according to institutional procedure.

All DNA related evidence taken from the body of the victim or suspect (i.e., fingernail scrapings, body fluid, hair, etc.) must be collected by the SANE (as previously described, this individual is located at the SART location) in accordance with State of California, Office of Emergency Services Reporting Instructions. The clothing that the victim wore at the time he/she reported the sexual assault will also be collected by the SANE. All other evidence such as clothing (from his/her bed area) and bedding will be collected per institutional procedure.

Once the SART has completed its process with the evidence, it will be returned to the custody escort to transport back to the institution where it will be secured in an evidence locker and logged appropriately.

54040.9.1 Investigation of Sexual Assaults – more than 72 hours post incident

If the alleged sexual assault is reported or discovered more than 72 hours after the incident, in addition to the applicable provisions discussed above, the custody supervisor shall secure the alleged crime scene (if feasible) and place the alleged suspect (if he/she can be identified) into an ASU. The victim should be questioned using the Post Sexual Assault Information form regarding the specific time and location of the assault. The SART nurse shall be contacted to make a determination as to whether the victim is to be taken for a forensic examination. In addition, the victim should be asked if he/she retained any evidence of the assault (i.e., soiled clothing/bedding, etc.). If so,

these items shall be gathered by the ISU evidence officer and processed per the institutional evidence collection procedures. Medical staff shall conduct an examination of the victim and alleged suspect to determine the presence or absence of physical trauma, and perform follow-up testing for sexually transmitted diseases and pregnancy testing, as appropriate. Medical staff shall also refer the victim to Mental Health for evaluation/counseling.

54040.10 Classification Process

In cases of alleged sexual assaults, a determination shall be made for all victim(s) and suspects(s) if placement in an ASU is warranted, for reasons outlined in CCR Section 3335. Following ASU placement, an administrative review shall occur in accordance with CCR Section 3337.

54040.11 Disciplinary Process

Upon completion of the investigative process, the existing disciplinary process, which includes referral for criminal prosecution and classification determinations, shall be followed.

If the allegation of sexual misconduct warrants a disciplinary/criminal charge, a Rules Violation Report and/or an Incident Report shall be initiated. The offender who is charged will be entitled to all provisions of CCR Section 3320 regarding hearing procedures and time limitations and CCR Section 3316, Referral for Criminal Prosecution.

Determinate Security Housing Unit (SHU) term

For those offenders who have a determinate SHU term imposed for a sexual misconduct offense, the need for an indeterminate SHU term shall be considered at the Pre-Minimum Eligible Release Date, Institution Classification Committee (ICC) if the offender has a history of multiple sexual misconduct offenses.

54040.11.1 Alleged Victim – False Allegations

Following the investigation into the sexual misconduct allegations, if it is determined that the allegations are false, the offender making the allegations may be subject to disciplinary action. A charge of “making a false report of a crime,” a Division “E” offense, is appropriate if evidence discovered during the investigation would support that charge. A classification committee will review this information for appropriate housing and enemy concerns.

54040.12 Community Re-entry

Into the Institution

Guidelines for allowing outside organizations and service agencies to offer resources to victims of in-custody sexual assault/rape are currently being developed.

Mental Health Services shall be provided as directed under the Mental Health Responsibility section above.

Consideration during medical treatment (including counseling) must be given to:

- Sexually Transmitted Disease (STD) Conversion.
- Presence of Hepatitis B and/or C.
- HIV Testing.
- Pregnancy options, if appropriate.

Consideration during ICC must be given to:

- Completion of Departmental Disciplinary Process.
- Yard assignment while in ASU.
- Single or double cell status.
- Referral to the District Attorney for Criminal Prosecution.
- Housing including a consideration of alternate General Population Facilities, Sensitive Needs Yard placement, Out-of-State placement (requires Departmental Review Board (DRB) approval), or Indeterminate SHU (DRB approval).

In the Community

The victim may be referred to the Parolee Out-Patient Clinic, local mental health agencies, and Crisis Intervention Centers, as the need arises.

54040.13 Tracking – Data Collection and Monitoring

The ISU Lieutenant or the supervising parole investigator shall report investigations into allegations of sexual misconduct on their monthly reports, including whether the perpetrator was a staff member or offender, disposition or current status. This information shall also be provided (via copy of the Incident Report) to the Offender Information Systems Branch (OISB) for compilation and tracking.

The OIA shall maintain records of investigations into allegations of staff/offender sexual misconduct, and will report by case number, the type of sexual misconduct, subcategory (male staff with female offender, female

staff with male offender, etc.); whether the allegations were sustained; and whether a DA referral was made.

All case records associated with such reports including incident reports, investigation reports, offender information, case disposition, medical and counseling evaluation findings, recommendations for post-release treatment and/or counseling shall be retained in accordance with the CDCR Records Retention Schedule.

54040.14 Victim Advocate and Support Person

Victims of the crimes listed below have the right to a victim advocate and victim support person for both the medical examination and the investigatory interview:

- PC Section 261 Rape.
- PC Section 261.5 Unlawful sexual intercourse with person under 18.
- PC Section 262 Rape of spouse.
- PC Section 286 Sodomy.
- PC Section 288a Oral copulation.
- PC Section 289 Forcible acts of sexual penetration.

Advocate and support person for Medical Examination

In incidents where an offender has alleged sexual assault, the watch commander or designee shall immediately notify the local Rape Crisis Center whenever a victim of a sexual assault, as specified above, is treated at the local SART location and/or transported to an outside hospital for any forensic examination.

Per PC Section 264.2, the victim has the right to have a victim advocate present and a victim support person of the victim’s choosing at the examination. In most cases, the victim advocate will be from the local rape crisis center. The victim support person may be excluded from the examination if the watch commander/designee or medical provider determines that the presence of the victim support person would be detrimental to the purpose of the examination or poses a threat to the safety and security of the institution or outside hospital. If a victim support person is excluded, the watch commander/designee or medical provider who made the decision shall document the reason (i.e., if time for the support person to attend would result in a significant delay and/or the person requested would present a risk to the safety/security of the institution).

Advocate and support person for Investigatory Process

Per PC Section 679.04, victims of the crimes listed above have the right to have a victim advocate and a victim support person of the victim’s choosing present at any interview by law enforcement, the district attorney, or defense attorneys.

If the investigator or the district attorney determines that the presence of the victim support person would be detrimental to the interview, the victim support person may be excluded from the interview. The victim must be notified verbally or in writing of this right by the attending investigator or the district attorney prior to the interview. Reasons for exclusion of the victim support person are the same as identified above in the medical examination process.

54040.15 Referral of Completed Cases for Independent Review

Upon completion of the investigations and disposition of the involved offenders, each sexual assault case shall be forwarded to the Office of the Inspector General, Bureau of Independent Review, and the Sexual Abuse in Detention Elimination Ombudsperson, for possible review.

54040.16 Revisions

The Agency Secretary shall be responsible for ensuring that the contents of this Article are kept current and accurate.

54040.17 References

Public Law 108-79, Prison Rape Elimination Act.

California Assembly Bill 550 (Chapter 303, Statutes of 2005), Sexual Abuse in Detention Elimination Act.

Evidence Code 1035.2.

PC §§ 220, 261, 261.5, 262, 264, 264.1, 264.2, 273(a), 273(d), 273.5, 286, 288, 288(a), 289, 289.5, 289.6, 293(a), 422.6, 422.7, 422.75, 646.9, 646.9, 679.04.

CCR §§ 3316, 3335, 3337, 3377.1(c), 3401.5.

GC § 6254.

ARTICLE 45 - CARE, TREATMENT, AND SECURITY OF PREGNANT OFFENDERS

Effective June 9, 2006

54045.1 Policy

The California Department of Corrections and Rehabilitation (CDCR) staff shall ensure a pregnant offender is not placed in restraints by the wrists, ankles, or both during labor, including during transport, delivery, and while in recovery after giving birth, except as provided in Penal Code Section 5007.7. Health care staff shall provide medical care for the pregnant offender population. Pregnant offenders shall receive, within the second trimester of gestation, a dental examination, periodontal evaluation, and the necessary periodontal treatment in order to maintain periodontal health during the gestation period.

54045.2 Purpose

This policy will ensure the safety of female offenders and the unborn child during pregnancy. It will also ensure medical care concerns are met regarding the pregnant offender population and birth of children at local hospitals and to establish protocols which prevent or treat gingivitis and/or periodontitis during pregnancy.

54045.3 Medical Care – Reception

The pregnant offender's medical care is initiated in Receiving and Release (R&R) when it is determined, by self report or physical appearance that the offender is pregnant, confirmed by physical examination and laboratory test results.

A Registered Nurse (RN) or Medical Technical Assistant (MTA) shall conduct the initial health screening in R&R. The health care staff shall notify the Obstetrical (OB) Coordinator by telephone or written documentation of the offender's name, CDC number, and any pertinent medical information regarding the offender's pregnancy status. The R&R RN shall notify the Supervising Obstetrician if information provided by the offender or from written information indicates that the offender has any medical conditions that place the patient in a high-risk status. The RN shall notify the Supervising Obstetrician, Health Care Manager/Chief Medical Officer (HCM/CMO) or designee if the offender needs to be seen for any urgent/emergent conditions.

A priority ducat for laboratory work to verify the pregnancy will be issued to all suspected pregnant offenders within three (3) business days of arrival at the institution.

A priority ducat for an examination by the OB Physician or OB Nurse Practitioner (NP) will be issued to all pregnant offenders within seven (7) business days of arrival at the institution.

A CDCR form 7410, Comprehensive Accommodation Chrono, for lower bunk and lower tier housing, if housed in a multi-tier housing unit, will be issued to all pregnant offenders.

Pregnant offenders on methadone maintenance shall be recommended for immediate transfer to the California Institution for Women (CIW) through the CMO to CMO transfer process. (Refer to methadone treatment for pregnant offenders later in this Article).

54045.4 Medical Follow-up

Positively identified pregnant offenders shall be provided with the following:

- Within seven (7) business days, the pregnant offender shall be scheduled for her first OB visit wherein a thorough history and examination shall be performed by the Supervising Obstetrician or NP, to determine the term of pregnancy and plan of care. Diagnostic studies shall be ordered based on the information provided in the Hollister Maternal/Newborn Record System forms.
 - Pregnant offenders shall be referred for HIV counseling and testing.
 - Pregnancy termination counseling regarding pregnancy interruption shall be provided if requested by the offender.
 - Pregnant offenders shall receive pregnancy and childbirth education, information pamphlets, and other pertinent material.
 - Pregnant offenders shall receive prenatal vitamins, iron, and folic acid.
 - Pregnant offenders shall receive two (2) extra cartons of milk, two (2) extra servings of fresh fruit, and two (2) extra servings of fresh vegetables daily. The physician may order additional nutrients as necessary.
 - Pregnant offenders shall be issued a CDCR Form 7410 for any medical accommodations or restrictions if indicated.
 - Pregnant offenders shall be referred to the dentist on a priority basis for evaluation and treatment of periodontal disease.

- The OB Coordinator shall prepare, in advance, a Request for Authorization of Temporary Removal form for all pregnant offenders within 30 days prior to the delivery date. These forms shall be delivered to the Watch Commander's office. This shall enable custody staff to prepare the offender for transportation to an outside facility in a timely manner.
- Pregnant offenders shall be scheduled and ducated for their OB visits as follows, unless otherwise indicated by the supervising OB or NP:
 - Every 4 weeks in the first trimester and up to 24 – 26 weeks gestation.
 - Every 3 weeks up to 30 weeks gestation.
 - Every 2 weeks up to 36 weeks.
 - Weekly after 36 weeks up to delivery.
- Pregnant offenders shall be provided additional services based on the information provided in the Hollister Maternal/Newborn Record System forms.
- Every pregnant offender shall be referred to a Medical Social Worker for Case Management, to discuss placement of her unborn child and options available for proper placement and care of the child after delivery. A Medical Social Worker shall assist the pregnant offender with access to a phone to contact relatives even during their unendorsed status regarding newborn placement. The Medical Social Worker shall initiate and oversee the management of all newborn placements.

54045.5 Outside Consultation – Labor

Each institution housing pregnant offenders, based on geographical location in relation to the hospital, shall develop a local operating procedure to ensure a safe and healthy delivery.

When the pregnant offender is sent for medical treatment or consultation to an outside facility, copies of all prenatal forms and the completed referral form to the outside facility shall accompany her. Any paperwork returning with the offender shall be given to the RN on duty in the Triage and Treatment Area (TTA), OHU or CTC, who shall notify the Supervising OB of the offender's return, medical status, and recommendations.

At the time of labor/deliver, a copy of all prenatal forms shall accompany the offender to the hospital.

54045.6 Emergency Transport

The HCM/CMO shall ensure that all institution medical staff are instructed in the emergency protocol. In the event of an emergency transport for the delivery of a baby, the Supervising Obstetrician, Physician, or RN shall immediately be notified and provide appropriate assistance and/or orders. A pregnant offender in labor shall be treated as an emergency and shall be transported immediately via ambulance. The HCM/CMO or supervising Obstetrician shall be informed of all emergencies by the medical staff on duty and be appraised of the offender's labor status.

The RN in the OHU, CTC, or OB clinic shall prepare all copies of prenatal forms that shall accompany the offender to the hospital. These prenatal forms shall be taken to the Watch commander's office immediately.

Custody staff shall prepare and accompany the offender for transportation to the outside facility via ambulance following emergency transport procedures.

All emergency medical transports shall take immediate priority and be expedited through the Vehicle Sallyport. The Watch Commander must take all necessary steps to ensure the emergency transport is processed as quickly as possible. Emergency medical transports shall be allowed to depart institutional grounds before, during, or after any institutional count.

The Outside Patrol Sergeant shall coordinate with the Central Control Sergeant and the Watch Commander for clearance of the offender being transported through the Vehicle Sallyport. The Watch Commander shall immediately notify the Correctional Captain/Administrative Officer-of-the-Day (AOD) in the event an emergency medical transport is delayed for any reason.

The Watch Commander shall notify the AOD of a child's birth. Notification shall include the name and CDC number of the offender, time of departure, location of transport, and time of delivery. The medical department shall notify the Watch Commander of any non-routine deliveries.

54045.7 Postpartum Care

Upon return, any inmate-patient who delivers a child via C-Section shall be admitted to the OHU or CTC via the TTA. Any offender who delivers a child vaginally shall be assessed in the TTA to determine appropriate housing and initiate postpartum care.

Orders for routine postpartum care shall be noted and initiated by the RN in the TTA, CTC, or OHU.

The Supervising Obstetrician or RN/NP shall determine when the offender is cleared for housing in the general population.

Medical lay-in shall be completed by the Supervising Obstetrician or RN/NP. A ducat shall be issued for the offender's 6-week postpartum check-up. At the post-partum check-up, the Supervising Obstetrician or RN/NP shall determine whether the offender may be cleared for full duty or if medical restrictions are still warranted.

Offenders housed in the CTC shall follow the CTC policies and procedures as written.

Offenders shall be afforded family planning services if their release and/or parole date fall within 6 to 8 weeks after delivery.

54045.8 Unit Health Records (UHR)

The OB Coordinator shall maintain a health record, which includes the offender's name, CDC number, housing status, expected date of delivery, and the Hollister Maternal/Newborn Record System forms.

All documentation regarding pregnancy-related information shall be placed inside the Unit Health Record (UHR) by the Medical Records Department staff.

The Medical Records Department shall be notified of all pregnant offenders. Their responsibilities include:

- Entering the offender's name on the OB roster for distribution.
- Updating the roster every two weeks and distribute it to pertinent staff.
- Obtaining the offender's consent for record release and sending for any necessary medical records as requested by the provider. Prenatal records shall be faxed immediately.
- Maintaining the confidentiality of the UHR in accordance with Section 3370 of the Title 15.

54045.9 Methadone Maintenance

The CDCR shall provide methadone treatment to all pregnant offenders who have been on heroin or who are currently receiving methadone treatment.

The HCM/CMO or designee shall ensure that all medical staff are instructed on the Methadone Maintenance Treatment Programs protocol and procedures of the institution. Offenders on methadone maintenance shall be recommended for immediate transfer to CIW through the CMO to CMO transfer process.

The time and the last administered daily dose of methadone shall be verified by the OB Coordinator or RN on duty in the OHU, CTC, or TTA after hours, on weekends, and holidays; and reported to the HCM/CMO and the classification and Parole Representative.

While awaiting transfer, the OB Physician or the Physician on Call (POC) after hours shall admit the offender to the OHU or CTC where she shall remain until the transfer process is complete.

54045.10 CIW Methadone Treatment

The RN in R&R shall notify the Supervising Obstetrician of any offender being processed in R&R who is determined to be pregnant either by her own admission, physical appearance and/or written documentation, and who has used heroin within 2-3 days prior to incarceration either by her own admission or written documentation by the parole agent. The offender shall be referred to verify pregnancy, drug screening, and initiation of methadone if treatment is indicated.

Any pregnant offender receiving methadone treatment shall be enrolled in the Methadone Maintenance Program at the institution.

The RN or MTA in R&R shall notify the Supervising Obstetrician of any pregnant offender on methadone treatment who has transferred from another institution, county jail, or from the community. Once methadone treatment, including the dose, has been verified, the offender shall be enrolled in the Methadone Maintenance Program. The treating physician of the methadone program shall provide regular assessment of all pregnant offenders on methadone.

A methadone chart shall be initiated and maintained to include all the forms required by the State and Federal Drug and Alcohol Departments.

54045.11 Security

Staff shall supervise pregnant offenders in the same manner as other female offenders, with the exception of application of restraint gear and physical restraint of pregnant offenders with force. Restraint gear (handcuffs) and physical restraint shall only be utilized when a pregnant offender poses a threat to the physical safety of herself or others (including the unborn child), threat of substantial damage to state property, or attempted escape. **No leg restraints or waist chains shall be applied to pregnant offenders.** In every instance, special effort shall be made to avoid harm to the unborn

child. If handcuffs are applied, the offender's arms shall be brought to the front of her body for application.

When transporting the offender off grounds for medical care and treatment, the application of restraint gear shall be restricted to handcuffs to the front of the offender only. The Request for Authorization of Temporary Removal for Medical Treatment Form (CDC Form 7252) shall state in the "Remarks" section, "Application of restraint gear limited to handcuffs in front of offender only." **At no time shall a pregnant offender who is in labor be placed in restraints by the wrists, ankles, or both, including during transport, delivery, and while in recovery at the hospital after giving birth.** Recovery is the length of time the offender stays in the hospital after giving birth.

Pregnant offenders who have committed a serious disciplinary offense warranting placement in an Administrative Segregation Unit (ASU) shall be placed in segregation status, pending medical evaluation and administrative review. When escorting an offender to the ASU, application of restraint gear shall be restricted to handcuffs to the front of the offender only. No leg restraints or waist chains shall be applied to pregnant offenders. The Physician or RN shall perform the medical evaluation, with concurrence of the POC, within 24-hours, to document the offender's suitability for housing in the ASU. Pregnant offenders housed in the ASU shall be housed on the lower tier. Housing status, i.e., ASU or Security Housing Unit, does not require a special level of medical care. Medical care, regardless of housing status, shall be based on the offender's medical condition as determined by appropriate medical care providers.

The Facility Captain shall conduct the Administrative Segregation Placement Order review and hearing in accordance with applicable California Code of Regulations. If it is determined that the offender's medical condition would not preclude housing in the ASU and her behavior warrants continuous segregation, the offender shall be retained in the ASU and housed on the first tier in a lower bed. The offender shall be referred to the Institutional Classification Committee if retention is recommended beyond 10 days. While in ASU, the offender shall continue to receive prenatal medical care and treatment.

54045.12 Diagnosis of Periodontal Disease

Pregnant offenders, in the second trimester, shall receive a comprehensive full mouth periodontal examination, charting, and classification to determine the periodontal condition and an appropriate treatment plan. The second trimester is the safest period in which to provide routine dental care. The emphasis in the dental treatment during this time period is to control active disease and eliminate potential problems that occur later in pregnancy. Elective dental care and treatment is best postponed since prolonged chair time should be avoided to prevent complication of supine hypotension. Pregnant offenders shall have their plaque index score determined and recorded on a CDCR Form 237B or 237C.

54045.13 Treatment of Periodontal Disease

Pregnant offenders shall benefit from the Periodontal Disease Program as delineated here and in Inmate Dental Services, Chapter 2.5, Periodontal Preventive Program for Pregnant Inmates.

54045.14 Education

Methods and procedures to control periodontal disease shall be taught and demonstrated to pregnant offenders by dental staff as outlined in Chapter 2.4, Periodontal Disease Program.

54045.15 Clinical Treatment

Pregnant offenders, in the second trimester, shall receive routine scaling and prophylaxis regardless of their ability to comply with acceptable personal oral hygiene procedures during the gestation period. This treatment shall occur within their second trimester of gestation. A re-evaluation shall be accomplished within the first half of the third trimester.

Pregnant offenders with moderate or advanced periodontitis shall receive non-surgical deep scaling and root planning procedures, regardless of their ability to comply with acceptable personal oral hygiene procedures during the gestation period. This treatment shall occur within their second trimester. A charting and re-evaluation shall be accomplished 30 days following completion of deep scaling and root planning procedures, and subsequent follow-up care planned.

The attending dentist shall not utilize subgingival periodontal medication (e.g., Atridox, Periostat, etc.) in the treatment of pregnant offenders. Tetracycline medications are contraindicated in the treatment of pregnant women.

All pregnant offenders' periodontal treatment visits shall be documented by the attending dentist on the appropriate CDCR Form 237B or 237C.

54045.16 Child Birth

During pregnancy, the offender may elect to have a support person present during child birth. The support person may be an approved visitor or the institution's Doula. The approval for the support person will rest with the Warden or designee and will be on a case-by-case review. Reason for denial shall be provided to the offender in writing and must address the safety/security concerns for the offender, infant, public, and/or staff.

Offenders shall be allowed to walk as prescribed by the attending doctor. The area used to walk around will be determined based on security needs.

54045.17 Visiting

Appointed guardians of the child and individuals who wish to visit the inmate-patient and child in the hospital shall comply with applicable California Code of Regulations, Article 7, Visiting Rules.

54045.18 Pregnant Offender Property

Pregnant offenders will be allowed one additional larger pair of shoes to accommodate the swelling of their feet.

54045.19 Breastfeeding

Offenders shall be informed of the benefits of breastfeeding. In addition to the benefits, offenders should be educated about breastfeeding with active tuberculosis, HIV infection, illicit drug use, and while on certain prescribed medication. Offenders who choose to breastfeed their baby shall be allowed access to a breast pump and refrigerator/freezer to store the pumped milk. The breast pump shall be a manual pump able to be cleaned with soap and water. Coordination for the milk to be picked-up by the child's care giver shall be arranged prior to pumping and storing the milk.

54045.20 Community Treatment Programs

Any offender who gives birth after her receipt by the CDCR shall be provided notice of and written application for the Community Prisoner Mother Program (CPMP) and declared eligible to participate upon meeting the criteria. The notice shall contain the guidelines for qualification, the timeframe for application, the program, and the process for appealing a denial of admittance.

Family Foundations Program (FFP) is an alternative sentencing program in which mothers are recommended for placement by the sentencing court. When an offender who meets the criteria for FFP placement is received in prison, staff shall refer the offender's case back to the sentencing judge recommending placement into the FFP program.

Any community treatment program shall include, but is not limited to:

- Prenatal Care.
- Access to prenatal vitamins.
- Childbirth education.
- Infant care.

54045.21 Revisions

The Associate Director, Female Offender Programs and Services, or designee, shall ensure the contents of this Section are current.

54045.22 References

Assembly Bill 478 (Lieber) (chapter 608, Statutes of 2005).

PC §§ 5007.7.

CCR §§ 3074.3

Inmate Dental Services, Chapter 2.5, Periodontal Preventive Program for Pregnant Inmates.

Inmate Medical Services, Volume 4, Chapter 24.

Redesignated as DOM 93052 and 93053 on June 18, 1995

ARTICLE 46 – INMATE HOUSING ASSIGNMENTS

Effective April 13, 2009

54046.1 Policy

It is departmental policy and therefore the expectation that inmates accept Inmate Housing Assignments (IHA) as directed by staff. Additionally, it is the expectation all inmates double cell when instructed to do so by staff and this policy is adhered to in the General Population (GP), an Administrative Segregation Unit (ASU), or a Security Housing Unit (SHU). The procedures for GP shall also apply to inmates who are housed in specialty program housing units such as a Protective Housing Unit, Transitional Housing Units, etc. If staff determines an inmate is suitable for double-cell housing, the inmate shall be expected to accept the housing assignment. Inmates shall be held accountable and responsible for their actions, and be subject to disciplinary action and consideration for placement in more restrictive

housing for refusing a double-cell housing assignment. All IHA's shall be made on the basis of available information, individual case factors, and objective criteria necessary to assign appropriate housing for all inmates. The IHA policy will ensure housing practices are made consistent with the safety, security, and treatment of the inmate, as well as the safety and security of the public, staff, and institutions.

54046.2 Purpose

The purpose of the IHA policy is to establish the procedures for determining the initial and subsequent housing assignments of inmates. This policy informs staff and inmates of their responsibility, provides details of the double-cell housing process and the expectation for all inmates to accept double-cell housing, and explains the ramifications for noncompliance.

54046.3 Responsibility

The Warden/Administrator of the institution/facility shall be responsible for maximizing proper bed utilization, ensuring inmates are appropriately housed at the institution, implementing departmental policy in accordance with prison design and institution safety and security. Staff must use correctional experience and training, correctional awareness, and a sense of correctional reasonableness to determine suitability for dormitory, celled, and single-celled housing.

54046.4 Review of Inmate's Case Factors

All staff involved in the review and approval of an inmate's housing assignment must be cognizant of all available factors to be considered prior to determining an inmate housing assignment.

When evaluating compatibility, the approving authority shall consider each inmate candidate's background and make a discretionary decision based on case factors that include, but are not limited to, the following:

- Length of sentence.
- Enemies and victimization history.
- Criminal influence demonstrated over other inmates.
- Vulnerability of the inmate due to medical, mental health, and disabilities.
- Reason(s) for segregation.
- History of "S" suffix determination.
- History of in-cell assaults and/or violence.
- Prison gang or disruptive group affiliation and/or association.
- Nature of commitment offense.

Staff involved in the review of an inmate's case factors must be particularly aware of case factors that indicate an inmate has been either the victim of, or the perpetrator of, a sexual assault, and must screen for appropriate housing pursuant to Chapter 5, Article 44.

A classification committee and/or the screening authority shall review the Central File (C-file) and other available information to determine if the inmate has a history of in-cell assaultive, abusive, or predatory behavior towards a cellmate, or has been the victim of a sexual assault. A staff member at the level of a correctional supervisor or above shall be designated as the screening authority. Staff shall weigh circumstances documented in the C-file such as:

- Documented reports from a prior cellmate(s) the inmate intimidated, threatened, forced, and/or harassed him or her for sex.
- Documentation the cellmate(s) refused to return to a cell occupied by the inmate because of fear, threats, or abuse perpetrated by the inmate.
- Documentation the inmate has been the victim of a sexual assault.
- Adjudicated Department Rules Violations Reports (RVR) where the inmate was found guilty as a perpetrator in an act of physical abuse, sexual abuse, sodomy, or other act of force against a cellmate.

54046.5 Initial Screening

Revised September 6, 2013

Upon arrival at an institution reception center, a program institution, or an ASU or SHU, an inmate shall be screened for an appropriate housing assignment. The screening authority shall review the C-file and other available information, interview the inmate, and complete the Strategic Offender Management System (SOMS) Initial Housing Review (IHR).

Based on available information, including an interview with the inmate, the screening authority shall determine if the inmate is suitable for dorm/cell housing with or without restrictions. Restrictions are any case factors which may limit the inmate's placement options at the institutions, such as, but not limited to:

- Security issues including ASU and SHU placement.
- Request for Protective Custody.

- Medical or mental health case factors.
- Integrated Housing Code.

Staff will continue to ensure current housing policies regarding special category inmates such as *Coleman, Plata, Madrid, Armstrong, and Clark*, covered under specific litigation, remain in place during the housing process. Staff will also ensure those inmates in need of effective communication will be provided appropriate accommodation during the process.

Additionally, the screening authority shall review prior in-cell behavior towards cell partners. Verification an inmate is or has been predatory towards a cell partner, has a history of in-cell sexual abuse, is or has been assaultive towards a cell partner, has been the victim of in-cell physical or sexual abuse, or demonstrates any significant in-cell violence against a cell partner, shall require the inmate be referred to a Unit Classification Committee (UCC) and/or an Institution Classification Committee (ICC) for single-cell status consideration.

The screening authority shall document the placement concerns which require single-cell assignment on the IHR. If the information is derived from the inmate interview, the screening authority shall document the interview information on a CDC Form 128-B, General Chrono, and reference it as supporting documentation by date on the IHR. If single-cell status is recommended by a screening authority at the level of Correctional Sergeant, an approving authority at the level of Correctional Lieutenant or above will document their approval, or disapproval, on the IHR/Single Cell approval.

54046.5.1 Initial Screening-Administrative Segregation Unit/Security Housing Unit

Upon placement in an ASU or SHU, inmates shall be screened for an appropriate cell assignment. The segregation authority shall be a designated staff member at the level of Correctional Lieutenant or above. The segregation authority shall review the C-file and other available information, interview the inmate, and shall be responsible for ensuring the completion of CDC Form 114A-1, Inmate Segregation Profile.

Based on the available information, including an interview with the inmate, the segregation authority shall determine if the inmate is suitable for single-/double-cell housing.

Verification an ASU or SHU inmate is or has been predatory towards a cell partner, has a history of in-cell sexual abuse, is or has been assaultive towards a cell partner, has been the victim of in-cell physical or sexual abuse, demonstrates any significant in-cell violence against a cell partner, or has a history of propensity for victimization, shall require the inmate be single celled pending administrative review and subsequent ICC review and approval.

The segregation authority shall document placement concerns which require single-cell assignment on the CDC Form 114A-1. If the information is based on the inmate interview, then the segregation authority shall document the interview information on a CDC Form 128-B, and reference it as supporting documentation by the date on the CDC Form 114A-1. In cases where the segregation authority temporarily approves an inmate for double-cell assignment pending Administrative Review, the decision shall be based upon an evaluation of the inmate's case factors through review of the C-file or completed CDC Form 114A-1, consideration of reasons for ASU placement, and the interview with the inmate. The segregation authority shall complete a CDCR Form 1882-B, Administrative Segregation Unit/Security Housing Unit Double-Cell Review, and sign the CDC Form 114A-1, Inmate Segregation Profile, in the Special Information section, in the Double Cell/Pending Administrative Review box.

During the first workday following an inmate's placement in ASU, the Administrative Reviewer shall review the screening authority's cell determination and confirm or amend the screening authority's temporary cell assignment.

The Administrative Reviewer decision shall be based on:

- Interview with the inmate.
- Review of the C-file and/or completed CDC Form 114A-1.
- Circumstance of ASU/SHU placement.
- Any medical issues and/or mental health clinical staff input.

The Administrative Reviewer shall note the decision for double cell or single cell assignment on the CDC Form 114-A, Inmate Segregation Record, in the Daily Activity section, CDC Form 114A-1, and the CDC Form 114-D, Order for Placement/Retention ASU. The case shall be referred to ICC to review the inmate's long-term housing assignment.

ICC shall review the inmate's housing and safety concerns. ICC shall determine if the inmate is compatible with the other inmate assigned to the cell, if double celled. If the inmate is the only inmate assigned to the cell,

ICC shall evaluate if the inmate is cleared for double-cell occupancy, or designate the inmate as being on single-cell status.

If ICC confirms single cell assignment, an "S" suffix shall be applied to the inmate's custody designation. This information shall be documented as a committee action on the CDC Form 128-G, Classification Chrono, entered in the Distributed Data Processing System (DDPS), and noted on the CDC Forms 114A, 114A-1, and 262, Custody Classification Assigned. Additionally, at each subsequent ASU/SHU review, ICC shall determine the suitability for double-/single-cell occupancy.

54046.6 Documentation

Revised September 6, 2013

The decision regarding inmate housing and determination of suitability for dormitory or celled housing, eligibility for double housing, or designation of single-cell status, shall be documented as follows:

- IHR.
- CDCR Form 1882-B.
- In the Evaluation section of the Institutional Staff Recommendation Summary for Reception Center inmates.
- On the CDC Form 128-G during the following actions:
 - Initial Review.
 - Annual Review.
 - Housing Review (including reasons for segregation).
 - Referral to the Classification Staff Representative.
 - Referral to the Departmental Review Board.

The designation of an "S" suffix shall be documented and affixed to the inmate's custody on the following documents and data:

- CDC Form 262.
- Distributed Data Processing System.
- CDC Form 128-G.
- IHR.
- Temporary Single Cell Status Request.

Affixing and removing Single Cell and Temporary Single Cell Designation in SOMS

SOMS can accommodate the two types of Single Cell designations, **Temporary Single Cell** and **Single Cell** status ("S" suffix that has been affixed by Classification Committee).

The Temporary Single Cell is designed to appropriately house an inmate pending confirmation by Classification Committee and affixing an "S" suffix. A Temporary Single Cell is affixed in SOMS via SOMS screens IPTT105-Initial Housing Review or IPTS028B-Temporary Single Cell Status Request.

An "S" suffix must be entered in the Distributed Data Processing System (DDPS) via the Counselor entry screen. Once the entry is made in DDPS the "S" suffix is automatically transferred to SOMS within an hour of entry. Once SOMS has received the "S" suffix designation it is reflected in the Inmate Header and SOMS prevents the "S" suffix inmate from being housed with another inmate.

Review and Approval/Denial of Temporary Single Cell Status on the SOMS IHR

Temporary Single Cell requests must be approved by a staff member at the level of Correctional Lieutenant or higher. The Approving staff member shall note the Approval or Denial of the Temporary Single Cell in SOMS.

Confirmation/Denial of Temporary Single Cell requests at Classification Committee review in SOMS.

If as a result of Committee decision the Temporary Single Cell inmate will be given an "S" suffix, the approval will be entered on SOMS screen IPTS028B and the "S" will be entered in the Counseling entry screen of the DDPS. Once the "S" is entered in DDPS it will automatically update SOMS and the "S" will be displayed in the inmate's SOMS Header.

If Committee elects to disapprove the "S" suffix no entry will be required in DDPS. However, the decision to remove the Temporary Single Cell must be entered in SOMS in order to remove the Temporary Single Cell status from the inmate.

If an inmate has been incorrectly identified as single-cell status after a UCC/ICC action, a subsequent UCC/ICC action shall be required to remove/correct the "S" suffix.

To reduce the possibility of housing single-cell status inmates with another inmate or non-designated single-cell housing status inmate, staff shall review the housing status of all inmates being processed for a bed cell move via SOMS prior to authorization.

54046.7 Double-Cell Assignments in General Population

Revised September 6, 2013

Unless approved for single-cell assignment, inmates are expected to share occupancy of living quarters, either in a dormitory setting or within an individual cell. The day of arrival at an institution, or a reception center, an IHR shall be completed, and if the screening authority determines there are no double-cell prohibitions, the inmate shall be expected to double cell. If the inmate refuses to double cell, progressive discipline shall be initiated, and the inmate will be considered for alternative and more restrictive housing.

54046.7.1 Double-Cell Assignments in ASU or SHU

In an ASU or SHU, determining double-cell assignment shall be based upon an evaluation of the involved inmate's case factors through a review of the C-file, the reason for ASU or SHU placement, and an interview with the affected inmate(s). In these cases, the segregation authority shall complete a CDCR Form 1882-B, and sign the CDC Form 114A-1, Special Information section, in the Double-Cell/Pending Administrative Review box. The segregation authority shall note the decision for single or double-cell assignment on the CDC Form 114-A, Daily Activity section, and CDC Form 114A-1. The case shall be referred to ICC to review the inmate's long-term housing assignment.

Unless approved for single-cell assignment, an inmate in ASU or SHU is expected to share a cell with another inmate. The process for assigning more than one inmate to the same cell in ASU and/or SHU shall be initiated by a staff recommendation or per request by the inmate candidate. The documentation of the process shall be recorded on the CDCR Form 1882-B.

Approval of double-cell assignments shall be based upon a review of the C-file, an interview with each inmate candidate, consideration of each inmate's signature affirming compatibility, and an evaluation of security concerns. Each inmate candidate who agrees to the assignment is expected to sign the CDCR Form 1882-B to indicate compatibility prior to double celling the inmates. If an inmate refuses to sign the agreement, then this shall also be documented in the designated section of the CDCR Form 1882-B.

A staff member at the level of Correctional Officer, CC-I, or above shall complete parts 1 and 2 of the CDCR Form 1882-B by identifying the initiator of the request, interviewing each inmate candidate, and having the inmate candidates sign the form to indicate their placement in the same cell is a compatible assignment. The staff member performing this function shall also provide his or her printed name and signature as the staff witness, and date the CDCR Form 1882-B.

The staff witness shall then forward the CDCR Form 1882-B to a staff member at the level of Correctional Lieutenant, CC-II, or above. The approving authority shall be responsible for considering each inmate's case factors and deciding whether to approve or disapprove the proposed cell assignment. An approving authority may determine there is no information available to indicate the inmates are incompatible, but there are other circumstances that lead the evaluator to believe approving the assignment would be contrary to legitimate penological interests or may threaten institution safety and security.

54046.8 Single-Cell Criteria

Single-cell status shall be considered for those inmates who demonstrate a history of in-cell abuse, significant in-cell violence towards a cell partner, verification of predatory behavior towards a cell partner, or who have been victimized in-cell by another inmate. Staff shall consider the inmate's pattern of behavior, not just an isolated incident. Staff must weigh information in the inmate's C-file with correctional awareness and knowledge of the inmate population, facility environment, and the level of supervision in the housing unit. The following factors must be considered when evaluating single-cell status:

- An act of mutual combat in itself does not warrant single-cell status.
- Predatory behavior is characterized by aggressive, repeated attempts to physically or sexually abuse another inmate.
- Documented and verified instances of being a victim of in-cell physical or sexual abuse by another inmate.

Staff shall consider whether the inmate has since proven capable of being double celled.

The classification committee shall consider the circumstances of a prior assault, length of time in general population without disciplinary violations, precipitating factors, or new issues affecting the inmate's behavior.

When confidential information is relied upon to designate single-cell status, the reliability of the source shall be determined in accordance with the California Code of Regulations (CCR), Title 15, Section 3321, and shall be properly disclosed to the inmate via the CDC Form 1030, Confidential Information Disclosure.

54046.8.1 Single-Cell Assignments in ASU or SHU

In cases where an inmate on single-cell status is being referred for transfer to the General Population, the ICC is required to address the removal or the retention of the single-cell status as part of the referral for transfer review. The committee shall document the specific reason(s) on a CDC Form 128-G supporting the removal or retention of the single-cell status.

54046.9 Classification Review

The UCC/ICC shall review and determine an inmate's need for single-cell status as part of the Initial and the Annual Classification Review. If upon review a UCC determines the "S" suffix is no longer warranted and an ICC imposed the "S" suffix, the UCC shall refer the case to ICC for review and final determination.

As it is the expectation all inmates will double cell, the determination of single-cell status shall be documented as part of the ICC review and updated at the inmate's annual classification committee review. Prior to referral for transfer or placement consideration, the UCC or ICC shall determine the inmate's need for continued single-cell status. A classification committee's decision regarding involuntary cell assignments or housing status reevaluations shall be documented on a CDC Form 128-G.

54046.10 Recommendation for Double Cell or Single Cell Due to Mental Health Concerns

In cases where single-cell status is recommended by clinical staff due to mental health or medical concerns, a classification committee shall make the final determination of an inmate's cell assignment. The classification committee shall consider the clinical recommendations made by the evaluating clinician with assistance from the clinician who participates in the committee and review the inmate's case factors when determining the housing assignment. Single-cell status based upon clinical recommendation is usually a temporary short-term measure and must be periodically reviewed, minimally at an inmate's annual review or more frequently at the UCC/ICC or clinician's request.

54046.11 Disciplinary Factors

If an inmate refuses to be housed in appropriately determined housing, they shall be subject to the disciplinary process, with the potential to be housed in alternative and more restrictive housing. Refusal to participate will result in the issuance of a RVR for Conduct, CCR subsection 3005(c), Refusing to Accept Assigned Housing, for the specific act of Willfully Resisting, Delaying, or Obstructing any Peace Officer in the Performance of Duty (CCR subsection 3323(f)(6)), and shall be considered after the first RVR for placement in more restrictive housing such as an ASU or a SHU.

Violation of Refusing to Accept Assigned Housing of subsections 3005(c), 3323(f)(6), and 3323(g)(8) shall result in:

- First offense violation shall result in placement in Privilege Group C for up to 90 days.
- Second offense and subsequent offense violation(s) within a 12-month period shall result in placement on Privilege Group C for up to 180 days and a referral as a program failure to classification committee for placement on Work Group C and Privilege Group C. An inmate who is deemed a program failure by a classification committee is subject to having their personal property/appliances disposed of in accordance with procedures outlined in Section 3191.

Following the completion of the disciplinary process and a finding of guilt, security precautions and disciplinary restrictions may remain in effect for a period of time designated by the Senior Hearing Officer consistent with this policy. If a finding of not guilty results, the security precautions shall be removed.

54046.11.1 Placement in more Restrictive Housing

Any inmate charged with Refusing to Participate in the IHA shall be considered for placement in an ASU and reviewed by the ICC to determine the appropriateness of ASU retention, pending disciplinary matters and/or future housing considerations. At each ICC review, the inmate's case factors shall be reviewed for the appropriateness of the double cell or dormitory approval status, and to determine if the inmate will participate in the IHA if case factors do not preclude such.

54046.11.2 Assessment of SHU Term

A determination period of confinement in a SHU may be established for an inmate when found guilty of Refusing to Participate in an IHA. The term shall be established by an ICC utilizing the standards set forth in the SHU Term Assessment Chart in CCR Section 3341.5.

54046.12 Revisions

The Director, Division of Adult Institutions or designee shall be responsible for ensuring the contents of this Article are kept current and accurate.

54046.13 References

CCR, Title 15, Division 3, Sections 3000, 3005(c), 3191, 3269, 3269.1, 3321, 3323(f)(6), 3323(g)(8), and 3341.5.

DOM, Chapter 5, Article 44.

ARTICLE 47 – INTEGRATED HOUSING

Effective January 18, 2008

54055.1 Policy

It is the policy of the California Department of Corrections and Rehabilitation (CDCR) that race will not be used as a primary determining factor in housing its inmate population. All inmate housing assignments shall be made on the basis of available information and individual case factors necessary to implement an integrated housing plan. This policy will ensure that housing practices are made consistent with the safety, security, treatment, and rehabilitative needs of the inmate, as well as the safety and security of the public, staff, and institutions.

It is the intent of the Department to establish a housing policy for male inmates that integrates them Department-wide, and that is consistent with housing practices already in place for female inmates.

54055.2 Purpose

The purpose of the Integrated Housing Policy (IHP) is to safely integrate inmates in celled and dormitory housing. This policy informs staff and inmates of their responsibilities, provides details of the integrated housing process and codes, and explains the ramifications of noncompliance.

54055.3 Definitions**Integrated Housing**

Integrated Housing refers to the housing of inmates into beds without using race as the sole determinative criterion while minimizing any potential impact upon an inmate's safety, and maintaining the safety and security of the public, staff, and institutions.

Integrated Housing Code

The Integrated Housing Code (IHC) is a housing code that reflects the inmate's eligibility to be racially integrated in a housing environment. The inmate may be eligible to be housed with all races, with only certain races, or with only his own race based on individual case factors. The IHC will be assigned during the reception center intake process and is subject to review by a classification committee.

54055.4 Integrated Housing

An inmate's race will not be used as a primary determining factor in housing an institution's inmate population. Inmate housing assignments shall be made on the basis of available documentation and individual case factors to implement an IHP. Individual case factors include, but are not limited to:

- History of racial violence.
- Commitment offense/time to serve.
- Classification score.
- Custody level.
- Education.
- Disciplinary history.

Housing assignments will be determined in a manner that will ensure that the safety, security, treatment, and rehabilitative needs of the inmate are considered, as well as the safety and security of the public, staff, and institutions.

54055.5 Information Technology and Integrated Housing

The information contained in this section is applicable to male inmates. The CDCR will update the authorized computer tracking system fields to include coding that will be used to identify each inmate's eligibility to integrate. Based on a review of an inmate's individual case factors, all available information, and a personal interview with an inmate, an IHC will be assigned.

54055.5.1 Integrated Housing Codes

Revised October 9, 2013

- RE Racially Eligible: an inmate can live with members of any race.
- RP Restricted Partially: an inmate is unable to live with members of a particular race(s).
- RO Restricted to Own: an inmate can live only with member of his own race/ethnicity.

- RT Temporarily Restricted by Custody: this is used whenever custody has concerns about the inmate's ability to be appropriately housed, pending further review.
- RR Restricted by Refusal: an inmate is otherwise eligible for integrated housing but refuses to participate. This inmate shall be restricted by management to ensure safety and security, but the basis of the restriction is the inmate's refusal.

Racially Eligible

Inmates that are racially eligible to house with any race will be coded as RE in the Strategic Offender Management System (SOMS) Integrated Housing Review. It is the expectation of the CDCR that all inmates will be coded RE, unless specific case factors dictate otherwise. Those inmates that have been victims or perpetrators of racially motivated crimes shall be evaluated on their case factors in totality before being determined racially eligible or ineligible for an integrated housing assignment.

Restricted Partially

Inmates considered ineligible to house with inmates of a particular race shall be coded RP for Restricted Partially. For example, a Black inmate may be determined to be ineligible to house with Hispanic inmates, but eligible to house with White or Other inmates. This inmate would be coded RP. His ineligibility to house with another race/ethnicity shall be based on individual case factors. The individual case factors shall be considered by custody and classification staff in assigning this code. Assignment of this code will require staff to identify the races/ethnic groups with whom the inmate is determined ineligible to house.

Restricted to Own (Race)

Inmates who are determined eligible to be housed with only their own race or ethnic group based on individual case factors will be coded RO for Restricted to Own. During the intake process or classification process, when available information and case factors indicate the inmate cannot successfully house with inmates of other races, the IHC of RO will be applied. Inmates who are deemed restricted to their own race will not necessarily be precluded from integration in other aspects of institutional operations such as an integrated cellblock, dormitory setting, or program assignments.

Temporarily Restricted by Custody

Inmates with insufficient information or documentation for the Receiving and Release supervisor to make an objective determination shall be coded RT for Temporarily Restricted by Custody. This code may be used when conflicting information arrives with the inmate or when questionable statements or behavior by the inmate are observed that are not consistent with the inmate's claim of eligibility. This code may also be used during the inmate's incarceration when his observed behavior is not consistent with his assigned eligibility code and it is therefore appropriate to have the assigned code reviewed by classification committee. The IHC of RT is temporary and shall be changed when additional information and documentation are obtained and evaluated.

Restricted by Refusal

Inmates who are determined eligible to house with inmates of other races, but who simply refuse to be housed with a race other than their own, will be coded RR for Restricted by Refusal. This code will be used when an otherwise eligible inmate refuses to accept a housing assignment consistent with his IHC, and his case factors and all available information and documentation do not preclude such placement. Refusal to accept an integrated housing assignment, when all available documentation and information does not preclude such, shall result in disciplinary action. Additionally, the inmate will be deemed a threat to the safety and security of the institution, and will be considered for alternative and more restrictive housing such as an Administrative Segregation Unit (ASU), or a Security Housing Unit (SHU).

54055.6 Receiving and Release Responsibility for Determining Integrated Housing Eligibility

Inmates arriving in Receiving and Release at an institution will be interviewed by a custody supervisor in accordance with the established process for intake. The interview process will elicit initial information about the inmate that will be used, in conjunction with any known case factors, to determine the inmate's housing eligibility. Staff will also consider other available information that would indicate or present an immediate risk or safety concern for the inmate, such as, but not limited to:

- Security issues including ASU placement.
- SHU.
- Request for Protective Custody.
- Prison gang or disruptive group affiliation or association.

- Medical or mental health issues.
- Length of term.
- Height, weight, and age.

Receiving and Release supervisors shall use the information provided during the interview with all available information and documentation to determine the inmate's eligibility for an integrated housing assignment.

54055.7 Housing and Discipline

Revised October 9, 2013

Inmates will be housed in the first available and appropriate bed, consistent with their assigned IHC. Staff shall not delay housing an inmate in the first available and appropriate bed for the sole purpose of accomplishing an integrated assignment between races/ethnicities. When housing inmates, staff shall be alert to security issues that may be present, including the inmate's prior placement in an ASU or SHU or documented safety concerns. Integrated housing procedures do not supersede housing policies governing the placement of inmates into special programs including, but not limited to, those of the Mental Health Services Delivery System.

Inmate movement will be initiated using existing departmental practices, inclusive of the SOMS internal movement/bed assignment processes, and housing and control room index cards.

Any inmate that refuses to be appropriately housed consistent with his assigned IHC shall be subject to the disciplinary process applicable to the specific act.

54055.8 Non-Compliance with the IHP

Non-compliance with the IHP by an otherwise eligible inmate will require review of the individual case factors. Every inmate is expected to comply with the IHP in the absence of precluding case factors. Non-compliance shall subject the inmate to disciplinary action and consideration of being housed in alternative and more restrictive housing in keeping with departmental policy regarding program failure.

Disciplinary Process

Inmates refusing to participate in the IHP, when all case factors deem they are eligible to participate, shall be issued a Rules Violation Report (RVR) for Conduct, California Code of Regulations Section 3005(c), Conduct, for the Specific Act of Willfully Resisting, Delaying, or Obstructing any Peace Officer in the Performance of Duty (Title 15 subsection 3323(f)(6)), a Division D offense. The inmate shall be recoded with an IHC of RR, Restricted by Refusal. The inmate shall be considered after the first RVR for placement in more restrictive housing such as an ASU or a SHU. At any time during this process the inmate may elect to participate in the IHP.

Disciplinary restrictions will be applied as a result of a disciplinary process where inmates are afforded due process. Inmates found guilty of committing a Refusal to Participate in the IHP offense through the inmate disciplinary process may be subject to credit and privilege loss process. The suspension of privileges based on a finding of guilt in a disciplinary hearing, pursuant to CCR Section 3269.1, shall be assessed as follows:

- First offense: A finding of guilt in a disciplinary hearing for Refusal to Participate in the IHP may result in the loss of privileges including, but not limited to, any or all of the following, for up to a 90 day period:
 - Canteen.
 - Appliances.
 - Vendor Packages.
 - Telephone Privileges.
 - Personal Property.
- Second or subsequent offense: A finding of guilt in a disciplinary hearing for Refusal to Participate in the IHP may result in the loss of any or all of these privileges for up to a 180 day period.

Following the completion of the disciplinary process and a finding of guilt, security precautions and disciplinary restrictions may remain in effect for a period of time designated by the Senior Hearing Officer consistent with this policy. If a finding of not guilty results, the security precautions shall be removed.

Classification

Any inmate charged with Refusing to Participate in the IHP shall be considered for placement in an ASU and reviewed by the Institution Classification Committee (ICC) to determine the appropriateness of ASU retention, pending disciplinary matters, and/or future housing considerations. At each ICC review, the inmate's case factors shall be reviewed for the appropriateness of the inmates IHC, and to determine if the inmate will participate in the IHP if case factors do not preclude such.

Assessment of SHU Term

A determinate period of confinement in a SHU may be established for an inmate when found guilty of Refusing to Participate in an IHP per Section 3005(b), Conduct, Refusing to Participate in an IHP. The term shall be established by the ICC utilizing the standards set forth in the SHU Term Assessment Chart in CCR Section 3341.5.

54055.9 Temporary Suspension of Assignments to Integrated Housing

In the event that management determines that a temporary suspension of assignments to integrated beds within a unit is warranted, the Warden or designee shall request approval from their mission-based Associate Director for a temporary suspension of integrated housing assignments consistent with the lockdown and modified program protocols defined in Department Operations Manual Article 55015. Regular housing assignment procedures shall be resumed in accordance with the IHP policy upon resolution of the incident.

54055.10 Revisions

The Director, Division of Adult Institutions, or designee shall be responsible for ensuring that the contents of this Article are kept current and accurate.

54055.11 References

Johnson v. California, 125 S. Ct. 1141 (2005), Settlement and Release Agreement.

CCR, Title 15, Division 3, Section 3269.

ARTICLE 48 – TRANSITIONAL HOUSING UNIT

Effective December 21, 2009

54058.1 Policy

The Transitional Housing Unit (THU) provides a program of observation to evaluate that an inmate has successfully disassociated from prison gang activity, and that they are capable of programming in a General Population (GP) setting.

54058.2 Purpose

Inmates must have completed the first phase of the debriefing process from a validated prison gang in order to be placed into the THU. Placement into the THU can be from either a Security Housing Unit (SHU) or from GP. Inmates will be admitted into the program to participate in multifaceted programming components designed to verify the inmate is able to successfully integrate back into the GP.

54058.3 Criteria for Entry into the THU

The THU is primarily designed for inmates who have served lengthy SHU terms due to validated gang affiliation and activity, although it shall also be made available to inmates currently housed on a GP who are involved in gang activity but desire to participate in the debriefing process. The Correctional Counselor shall screen inmate candidates and present them to the Institutional Classification Committee (ICC) for approval. The minimum eligible criteria shall consist of:

- The debriefing interview as set forth in California Code of Regulations, Section 3378.1(b) must be satisfactorily completed at the institutional level through the Institution Gang Investigator, and the debriefing package submitted to the Office of Correctional Safety.
- The inmate must be willing to commit to personal change and provide staff with sufficient evidence of their sincerity to the extent that staff feel confident of that commitment.

The debriefing process is designed to review and monitor the sincerity of each individual and ensure that the inmate participating in the process is not a threat to staff or other inmates, and has sincerely renounced all prison gang activities.

The first portion of the debriefing process is designed to obtain sufficient verifiable information from the inmate about their gang related activity, which is detrimental to the gang such that the gang will no longer accept the subject as either a member or associate. Also, a successful debriefing provides staff with information about the gang's structure, activities, and affiliates.

The second portion of the debriefing process will involve participation in the THU program. The THU program allows for a period of staff observation, and a time for the inmate to adjust back into an integrated group yard setting and double celled housing. This observation/adjustment period helps to ensure that an inmate will be able to program with inmates of all races and ethnic groups, as well as other disassociated prison gang members/associates.

54058.4 Methods

This article provides the policies that are necessary to establish a THU at a designated institution. The THU program will be up to a 6 month program consisting of components to include, but not be limited to, conflict resolution, anger control, substance abuse education, communication skills, individual counseling, and group exercises.

THU inmates shall be required to attend and actively participate in the program, and shall be assigned work group/privilege group A1A. Inmates shall be advised of program expectations and that inappropriate behavior may result in the issuance of a Rules Violation Report. Any disciplinary action deemed serious in nature, or one that is related to gang activity, shall result in referral to an ICC for program review and possible removal from the THU.

54058.5 Stages of the Program

The THU program at the designated institutions will be carried out in three stages.

Stage 1 – Orientation Status

Upon arrival at the designated institution, THU designated inmates shall be placed on orientation status not to exceed 14 calendar days. This period of orientation has been established for the inmate's safety. It affords inmates the opportunity to familiarize themselves with the prison and apprise appropriate staff members of any problem situation, such as potential enemies, prior to being placed in the actual THU program. During the orientation period, the inmate shall be housed in a THU orientation designated section, and considered for double cell housing by ICC. Inmates shall appear before a classification committee to affirm proper endorsement into the THU program and for appropriate program assignment.

During this period:

- Inmates' program activities will be limited to housing unit activities, and will not include yard or dayroom activities. Authorized emergency phone calls will be allowed. All inmates shall be fed in their cell during this phase.
- Inmates shall be escorted when it is necessary for them to leave the unit.
- Interviews, tests, and other activities related to the orientation process shall be conducted within the orientation unit, when possible.
- Inmates will be reminded that gang related activity or behavior of any nature will not be tolerated, and will be grounds for dismissal from the program.
- All inmates on THU orientation status will be instructed to contact the assigned housing unit floor officer and/or assigned correctional counselor about questions or issues that arise.
- Following their appearance before committee, eligible inmates will be removed from THU orientation status and assigned to the second stage of the program.

Stage II – Program and Participation

Upon completion of the Stage 1 orientation, participants shall be placed in the THU GP portion of the program, for approximately five and one-half months.

During this period:

- Inmates are allowed to participate in dayroom and yard activities, as well as eat in the THU dining hall.
- Inmates are required to double cell in accordance with the Department's Integrated Housing and Housing Assignment Policy (see Title 15, Sections 3269 and 3269.1). Failure to comply may result in the inmate failing to satisfactorily complete the THU program.
- Inmates must participate in one or more of the available self help group activities, such as Alcoholics Anonymous, Narcotics Anonymous, Conflict and Anger/Lifelong Management, Substance Abuse Education, Basic Vocational Skills, and Alternatives to Violence or victim awareness programs. Inmates must also participate in any assigned Adult Basic Education and General Education Development.
- Inmates in this stage of the program shall be allowed special purchases, canteen draw, and allowed to attend religious services when offered. These privileges shall not conflict with a work assignment unless otherwise permitted in regulations.
- Inmates are eligible for work assignments as THU mentors, THU housing unit porters, or THU clerks.

Stage III - Completion

Upon satisfactory completion of the THU program, inmates shall be housed in a specific portion of the THU housing unit, and will be referred to a classification committee for transfer consideration. Pending transfer, inmates will be assigned as mentors to other THU inmates or to other work assignments as available, and retain their work/privileges group designation.

Inmates failing to satisfactorily complete the THU program shall be referred to ICC for further program and housing determination.

54058.6 THU Custody Operations

Custody operations are designed to provide adequate services for an inmate's housing and program needs. These services, with certain limitations, are the same basic services offered to GP inmates. They shall allow the THU inmates meaningful interaction with other inmates within the THU program. Limitations will occur in the process of ensuring THU inmates are separate at all times from other GP inmates due to potential safety concerns related to gang disassociation. Although it is recognized that the THU inmates will ultimately be integrated into various GP settings, their initial status and program restrictions require that THU inmates be separated from non-THU inmates. All movement to any satellite service or function outside of the THU housing unit shall be by staff escort and require the securing of all accessible gates, doors, and adjacent inmate programs. All canteen will be dispersed inside the THU. Visiting accessibility is required and must be incorporated into the institutional visiting schedule, according to the Department's inmate visiting regulations.

All specifics relative to such inmate activities as canteen, telephone calls, dayroom activities, etc., shall be set forth in the designated institution's DOM supplement.

54058.7 Revisions

The Director, Division of Adult Institutions, shall ensure the contents of this Article are current.

54058.8 References

CCR §§ 3000, 3378, 3378.1, 3378.3, 3269, and 3269.1.
DOM articles 52070, 54046, and 54055.

ARTICLE 49 - INMATE CLOTHING AND LAUNDRY EXCHANGE SERVICES

Effective January 8, 1990

54060.1 Policy

The Department shall provide and maintain a basic issue of clothing for all inmates that shall enable them to present a neat and acceptable appearance in their assignment and leisure time activities.

54060.2 Purpose

This Article establishes the procedure for the issue, exchange, replacement, and laundry of clothing and linen.

54060.3 Initial Budgeted Complement

Clothing and bedding provided to inmates shall be limited to the styles and types approved for Prison Industry production. Other clothing requirements shall be acquired through the normal purchasing process. Funds shall be budgeted to provide a complement of clothing items on an initial and replacement basis.

54060.4 Male Reception Center Clothing

Updated February 2, 2011

Male inmates being processed upon reception to the Department shall be issued quantities of clothing in accordance with items detailed in DOM 54060.6. Green outer clothing may be issued in lieu of regular blues.

- Inmates have the option of sending personal clothing in their possession upon arrival at the reception center to:
 - Family or friends at their own expense.
 - Donating the clothing to the institution.
 - Donating the clothes to a charitable organization.

54060.4.1 Female Reception Center Clothing

Updated February 2, 2011

Female reception center inmates shall be issued quantities of clothing in accordance with the items detailed in DOM 54060.6.1. Personal clothing may be worn in lieu of institutional-issued clothing.

- Female inmates upon arrival at a reception center for processing have the option of retaining three sets of personal clothing consisting of pants and tops or dresses. Lettering, pictures or logos on clothing is not permitted except manufacturer's logo.

- Excess personal clothing, at the inmate's option, shall be:
 - Sent to family or friends at inmate's own expense.
 - Donated to the institution.
 - Donated to a charitable organization.

54060.4.2 Basis for Budgeted Clothing at Reception Centers

- Shoes, socks, and underclothing shall be budgeted on the number of cases processed, while other items of clothing shall be based on the average daily population.

54060.5 Special Clothing

Special clothing shall be provided for all workers who have assignments that require either distinctive clothing or protective clothing, such as culinary, medical/dental, gym, conservation camps and maintenance assignments. When special clothing is required, it shall be purchased from the operating expense allotment of that particular activity.

54060.5.1 Transportation Clothing

During interdepartmental transportation of male inmates, red, one-piece coveralls shall be provided by the transportation unit on an exchange basis with the respective institutions. Female inmates shall be provided two-piece orange jump suits for interdepartmental transfer by the transportation unit. Inmates shall wear their regular issue shoes, socks, underclothes, T-shirts and may take one handkerchief.

54060.5.2 Court Clothing

Inmates appearing in court shall be dressed in clean, blue denim or khaki chambray shirts and trousers unless otherwise ordered by the court (male and female).

54060.5.3 Release Clothing

Inmates shall be encouraged to supply all or a portion of their release clothing. An inmate may have clothing at home to wear upon release preferable to state-issued clothing. Additionally, the inmate's family or friends may be able to supply clothing for release. These possibilities shall be explored with the inmate by institutional staff.

Institutions may offer alteration services for privately furnished release clothing.

State-issued release clothing shall be kept to a minimum. State-issued release clothing shall be charged against the inmate's release allowance.

54060.5.4 Reentry Clothing

Prior to an inmate's transfer to a reentry program, the sending institution shall provide appropriate dress-out clothing in keeping with the inmate's reentry program needs.

54060.5.5 Special Altered Clothing

Updated February 2, 2011

For inmates that require specially made clothing, non-medical, the captain, or designee shall submit a written request for the clothing to the clothing distribution supervisor. For inmates requiring clothing modification for medical reasons, the CMO shall initiate the request. Informational copies of the requests shall be distributed to linen issue, laundry supervisor and the warehouse manager. The item restriction (DOM 54060.6) shall not apply to specially altered clothing.

54060.6 Standard Clothing Issue for Male Inmates

Revised May 27, 1992

The minimum standard clothing complement for male inmates, including initial issue, is as follows:

- Three pair jeans, blue denim
- Three shirts, blue chambray
- Four T-shirts, white
- Six pair socks, stretch
- Four pair shorts
- One jacket, blue denim
- One belt, web
- One pair work shoes
- Two sheets
- One pillow case
- Two blankets
- Two towels

No lettering or pictures, exclusive of manufacturer's logos.

Inmates assigned to special jobs (e.g., dairy, garage, and plumbing) may be allowed to have extra clothing, extra exchange, or both, as determined by the Warden.

54060.6.1 Standard Clothing Issue for Female Inmates

Revised May 27, 1992

Female inmates may wear their personal clothing rather than their state issued clothing. The minimum standard clothing complement for female inmates, including initial issue, is as follows:

- Three blouses/T-shirts
- Three pair slacks
- Three bras (complement each six months)
- One dress (muu-muu)/robe/duster
- One coat
- Five panties (complement each six months)
- One nightgown
- One pair work shoes
- Six pair socks
- Two sheets
- One pillow case
- Two towels
- Two blankets

No lettering or pictures, exclusive of manufacturer's logos.

54060.6.2 Nylon Jacket and Liner

In addition to the denim jacket, a nylon cloth jacket and liner may be provided for inmates who are required to work out-of-doors in inclement weather on a regular basis.

54060.7 CDC Form 176 Clothing Record Card

All clothing issues shall be posted on a CDC Form 176, Clothing Record Card. The CDC Form 176 shall be retained in the clothing room. Inmates shall be held accountable for all issued clothing.

54060.7.1 New Arrivals - Male Inmates

When entering an institution, each male inmate shall be issued by the institution's receiving and release (R&R) staff the following:

- One shirt.
- One pair blue jeans.
- One pair shorts.
- One T-shirt.
- One pair socks.
- One pair shoes.
- Two sheets.
- One pillow case.
- One towel.
- Two blankets.

The R&R sergeant shall send the clothing room a laundry slip with the inmate's name, number, and the size of clothing needed in addition to the new arrival issue.

54060.7.2 Initial Clothing Issue ("Fish" Bundle)

Updated February 2, 2011

Upon receipt of a laundry slip, the clothing room shall issue new arrivals a "fish" bundle. The bundle shall bring each inmate's complement of state-issue clothing up to standard issue as outlined in DOM 54060.6.

54060.7.3 New Arrivals - Female Inmates

Updated February 2, 2011

The Associate Warden, Business Services, or designee shall establish the schedule and location of exchange for all clothing and linens.

A new female inmate arrival will be provided state issue clothing up to the maximum allowable in DOM 54060.6.1 that was not received during reception processing.

54060.8 Clothing and Linen Exchange

The following clothing and linen exchange shall be provided to inmates each week and shall be limited to a one-for-one laundry exchange:

- Two shirts/two blouses.
- Two pairs jeans/two pairs slacks.
- Three T-shirts.

- Three undershorts/three panties.
- Two sheets.
- One pillow case.
- Three pairs socks.
- Two towels.

54060.9 Damaged/Worn Out Clothing or Linen

Inmates and correctional employees shall not dispose of damaged/worn out clothing or linen. These items shall be returned to the clothing room. All items deemed repairable shall be repaired and reissued. Non-repairable items shall be set aside for "rag" usage or discarded at the discretion of the clothing room supervisor. Exchanges shall be recorded on CDC Form 176.

54060.9.1 Issue or Exchange of Shoes/Boots

The Department has established the issuance of serviceable used shoes/boots to inmates on an as-needed basis. The clothing room supervisor shall personally review all requests and make a determination on whether to issue replacement. If the supervisor does not have a pair of serviceable used shoes/boots in the requested size, they shall issue from new stock to the inmate concerned.

54060.9.2 Orthopedic Shoes

For inmates requiring orthopedic shoes, the institution physician shall provide written approval, by a CDC Form 128-C, medical chrono, specifying the type or variance needed. The chrono and copies shall be distributed to the inmate, clothing distribution, medical file and C-File.

54060.9.3 Mattress Exchange

All mattresses shall meet construction and flammability standards established for PIA products. Damaged or worn out mattresses shall be taken to the designated location during established hours of exchange. The Associate Warden, Business Services, or designee shall establish the schedule and locations for the exchange. Unit/program staff shall inspect all mattresses periodically for replacement.

54060.9.4 Blanket Exchange

Blankets that have been soiled or worn out shall be exchanged, one-for-one, at the designated location and pursuant to an established schedule. Exchange shall be bi-annual or on an as-needed basis upon approval by correctional staff.

Inmates having a documented allergy to wool shall be issued a thermal cotton blanket. The institution physician shall provide a CDC Form 128-C, medical chrono, confirming the allergy. The CDC Form 128-C shall be distributed to the C-File, medical file, clothing room supervisor and inmate. Exchange shall be on an as needed basis.

54060.9.5 Contaminated Inmate Clothing and Bedding

State-issued/personal clothing, linen, pillows, mattresses and blankets which have become contaminated shall be placed in a marked "contaminated" plastic bag or container and taken directly to a designated location for proper decontamination or disposal.

54060.9.6 Shortages

Inmates shall account for their issued clothing and bedding. If a shortage occurs, through no fault of the inmate and verified by correctional staff, the short items shall be replaced.

- Inmates who have lost issued clothing and bedding shall notify unit staff who shall issue a replacement slip to the clothing room. A CDC Form 193, Trust Account Withdrawal Order, shall be prepared for replacement costs and submitted with the replacement slip.

54060.9.7 Excess Clothing

Inmates may possess only those items of state clothing and linen that have been issued and items of personal clothing authorized and acquired in accordance with departmental procedure. Excess items of state clothing and linen shall be confiscated by correctional staff and returned to the clothing room for reissuing.

54060.9.8 Altered Clothing and Linen

Inmates shall not alter state-issued clothing or linen in any manner without specific authority to do so. If regular issue clothing does not meet a special need because of physical problems, the institution medical officer may authorize special issue.

- Inmates shall not alter their own or another inmate's personally owned clothing in any manner that would change its characteristics or style from that approved for its acceptance into the institution.

54060.10 Rags

All linens and underwear (T-shirts and shorts) that are declared beyond repair or usage by the institution clothing room supervisor shall be used as

rags. The laundry room personnel shall dye these yellow. Any inmate having in their possession torn clothing or linen that is not dyed shall be subject to disciplinary action.

- Deliberate destruction of state-issue property shall result in a CDC Form 115, Rules Violation Report, being submitted.

54060.11 Special Housing Clothing

Inmates housed in special housing units who are unable to go to the laundry room shall exchange clothing and linen in their respective unit. Correctional staff shall prepare a clothing/linen exchange list with the size requirements to meet the needs of the inmates. Once clean linen and clothing is received, the unit staff shall exchange on a one-for-one basis according to the unit's pre-arranged schedule.

54060.12 Departing Inmates

All inmates departing an institution (i.e., transferred, paroled, and discharged) shall return their complete clothing and linen issue to receiving and release (R&R). The only exception may be items that may be needed for overnight; and these items shall be returned to R&R prior to departure. All items returned shall be posted on CDC Form 176, Clothing Record Card. R&R shall return all items collected to the laundry.

- Special housing inmates' release check-out shall be completed in their units.

54060.13 Revisions

Updated February 2, 2011

The Director, Division of Adult Institutions or designee shall ensure that the contents of this Article are current.

54060.14 References

PC §§ 2084, 5054, and 5058.

CCR (15) (3) §§ 3011, 3030 - 3033.

ACA Standards 2-4260 - 2-4267.

ARTICLE 50 — CANTEEN

Revised November 19, 2010

54070.1 Policy

Canteens for inmate use shall be established in all institutions and camps of the Department pursuant to the California Penal Code (PC) Section 5005. The administration of canteens shall conform to all applicable laws, regulations, and the content of this procedure.

Designated staff shall assure:

- That all funds earned as profit from such canteens shall be deposited in the Inmate Welfare Fund (IWF).
- That unless a uniform price on a canteen item is established, articles in inmate canteens shall be sold at the lowest possible price that assures the profit margin established in the annual budget and is sufficient to support the institution's IWF program.
- That all commodities sold in canteens are approved items for that purpose.
- That a price list is established, kept current, and posted at the inmate canteen. Copies shall be made available to inmates and a copy shall be forwarded to the IWF Manager, Central Office.

54070.2 Purpose

The purpose of this section is to provide a standardized inmate canteen procedure that establishes guidelines for use, storage, accountability, and ordering of supplies. It provides for the purchase of approved merchandise for the inmate population from outside vendors, and establishes a method to prevent the introduction of contraband and/or unauthorized items into the prison through special canteen orders.

54070.3 Responsibility

The Warden shall be responsible for the administration of the institutional canteen program. They may delegate the administration/supervision of this program to the Associate Warden of Business Services.

Associate Warden, Business Services

The Associate Warden of Business Services shall assign or delegate one of their subordinates to:

- Supervise the canteen manager.
- Ensure canteens are well-stocked with approved sale items and a list of available approved merchandise, prices for each item, and canteen operating hours are posted at each canteen.

- Implement the provisions of this section.
- Periodically consult with the inmate Institution Advisory Council (IAC) and/or their inmate canteen committee in canteen stock selections.

Captain

The captain shall ensure that all canteen lines are properly supervised and controlled during the canteen hours of operation.

Sufficient custody staff shall be assigned to provide direct supervision and control to ensure the safety and security of the canteens.

54070.4 Trust Statements

Inmates shall be issued account statements upon their written request from the Trust Office that reflects an inmate's current balance, provided 90 days have elapsed since their previous request.

Inmates shall be permitted to withdraw from their accounts by signing a canteen sales receipt.

54070.5 Canteen Draw Schedule

A canteen draw schedule developed by the trust office and approved by the Warden or their designee, shall:

- Be published at least semi-annually.
- Be posted in the housing units at each institution and camp.
- List three canteen draws for each month based on the last two digits of the inmate's departmental identification number.

Each inmate may withdraw funds from their trust account for canteen purchase no less than once per month in accordance with the posted schedule.

If an inmate misses a scheduled draw for their group (last two digits), they may submit a request for a "make-up" draw.

Note: Due to overpopulation at some institutions, some Wardens do not authorize a "make-up" draw.

54070.5.1 Canteen Sales Receipt

When purchasing merchandise inmates shall:

- Complete an itemized order list prior to purchasing canteen items.
- Place a clear thumb print or three fingerprints on the canteen sales receipt.
- Sign the canteen sales receipt each time a purchase is made to acknowledge the amount of the purchase and the remaining balance. Segregated inmates shall sign the approved canteen shopping list prior to submitting it to the segregation unit staff authorizing the Trust Account withdrawal, and upon receipt of the merchandise, shall sign the approved institution distribution forms to verify the amount purchased and received.

54070.5.2 Non-routine Canteen Draw

Newly arrived inmates may, within 30 days of arrival, be permitted to make purchases at the canteen during any scheduled draw regardless of their last two digits of departmental identification number. Such exceptions shall not be made for the inmate's subsequent draws.

- Conservation camp inmates shall submit their request for canteen draw to the camp lieutenant or designee.
- Segregation inmates shall not be permitted to go to canteen and shall submit their canteen shopping list to the segregation unit staff.
- Outpatient Housing Unit (OHU), Correctional Treatment Center (CTC), General Acute Care Hospital (GACH), or Department of Mental Health (DMH) patients shall submit their canteen shopping list to the OHU, CTC, GACH, or DMH unit staff.

54070.6 Maximum Monthly Canteen Draw

Revised December 14, 2012

The maximum amount allowed to be withdrawn from an inmate's trust account for the purpose of canteen purchases is \$220.00.

The maximum amount an inmate may withdraw for canteen purposes is in accordance with their IW/TIP privilege group. (Refer to DOM, Section 53130 or CCR, Section 3044.) The maximum draw for each privilege group is:

- Privilege group A: Maximum monthly canteen draw as authorized by the Secretary.
- Privilege group B: One-half the maximum monthly canteen draw as authorized by the Secretary.
- Privilege group C: One-fourth the maximum monthly canteen draw as authorized by the Secretary.

- Privilege group D: One-fourth the maximum monthly canteen draw as authorized by the Secretary.
- Privilege group U: One-half of the maximum monthly canteen draw as authorized by the Secretary.

Withdrawal orders received by the Trust Office, requesting an amount larger than the inmate's work/training privilege group maximum authorized draw shall be reduced by Trust Office staff to comply with the inmate's work/training privilege group limit. An inmate's regular canteen purchases shall not exceed the limits above or the inmate's trust account balance, whichever is less.

- All inmates shall present their picture identification card to the canteen staff to purchase canteen items or ducats.
- Canteen staff shall review SOMS to determine the inmate's privilege group.
- Each inmate shall complete an itemized order list prior to arrival at the canteen for purchases.

54070.6.1 AD-SEG Inmate

Inmates confined to AD-SEG status shall submit their canteen shopping list to the unit staff. Inmates assigned to this unit shall draw according to the last two digits of their identification numbers the same as the general population. Orders placed by these inmates shall be delivered by staff. The inmates shall not be permitted to go to the canteen. Segregated inmates shall sign the approved canteen shopping list prior to submitting it to the segregation unit staff authorizing the Trust Account withdrawal and upon receipt of the merchandise, shall sign the approved institution distribution forms to verify the amount purchased and received.

54070.6.1.1 General Population Lockdown

During a general population lockdown, canteen purchases may or may not be permitted at the Warden's discretion.

54070.6.2 OHU, CTC, GACH, or DMH Inmate

OHU, CTC, GACH, or DMH patients shall submit their canteen shopping list to the OHU, CTC, GACH, or DMH unit staff for processing.

Patients shall submit their lists of canteen purchases to the OHU, CTC, GACH, or DMH unit staff for the appropriate draw each week up to their maximum monthly privilege group amount or their available trust account total, whichever is less. The OHU, CTC, GACH, or DMH staff shall submit the order to the canteen and return the filled order to the inmate.

54070.6.3 Camp Inmate

Conservation camp inmates shall submit their request for canteen draw to the camp lieutenant or designee for processing.

54070.6.4 Transferred Inmates

Inmates arriving at the institution from other institutions shall be allowed to keep any item purchased at the canteen of the institution from which they came, unless the articles were obtained in an illegal manner or are not allowable property at the receiving institution.

Inmate canteen ducats shall not be transferred to other institutions. These ducats shall be returned to the canteen to be canceled when the inmate is transferred and the value of the ducats shall be posted on the inmate's trust account.

54070.6.5 Inmates on Loss of Privilege Status

Inmates on loss of canteen privilege pursuant to 3090(d) status shall not purchase canteen during the period of loss of canteen privileges. One monthly draw shall be lost for each 30 day loss of privileges. The disciplinary hearing officer or disciplinary committee shall notify the canteen and trust office in writing of the loss of canteen privileges.

54070.7 Redemption of Canteen Yard Ducats

On May 31 of each year ducats of a different color shall be made available and only these ducats shall then be authorized. The institution shall provide sufficient notice of the ducat exchange by posting this information in a conspicuous location available to the inmate population and by using any other means available which shall have the effect of notifying all inmates.

June 30 is the established date by which to exchange old ducats for new.

Upon expiration of the established period of time, ducats shall not be accepted for purchase, exchange, or redemption, except in cases of extenuating circumstances, such as the inmate being out-to-court or in any medical or mental health facility licensed under Title 22 of the California Code of Regulations.

54070.8 Hours of Operation

A working canteen schedule for each facility shall be established by the Business Office and approved by the Associate Warden, Business Services,

and shall consider input from the Inmate Advisory Council. The hours that canteens shall be open each day shall be posted for the benefit of all concerned. The canteens shall be closed on inventory days.

54070.9 Quantity

Inmates shall not possess canteen items and ducats (combined) in excess of the authorized monthly allowable canteen dollar limit as set by the Director. Possession of canteen items and/or ducats in excess of this limit shall result in the issuance of a disciplinary report and confiscation of the excess items and/or ducats.

Special purchases of merchandise not carried in stock shall not be included in this limitation.

Confiscated items shall be stored in a secure area pending adjudication of the disciplinary charges and resolution of any appeal of the disciplinary finding or disposition.

If the confiscation is upheld through the disciplinary/appeal process the confiscated items shall be disposed of as described in DOM, Section 52051.

54070.10 Inventories

The canteen and the IWF canteen warehouse shall be closed a minimum of two days each month for inventory and reconciliation of the Inventory Reconciliation Report (IRR).

The IWF canteen warehouse shall be inventoried by a materials and stores supervisor and verified by the canteen manager.

At least two teams consisting of either canteen civil service personnel only or two teams consisting of a civil service employee and an inmate on each team shall take separate monthly inventories of the canteen merchandise. The two counts are then compared and any differences shall be recounted. The Consolidated Inventory Report (CIR) shall be prepared by a civil service employee only. The original listing of the monthly count sheets shall be retained along with the working copy of the monthly CIR.

Upon verification of both the IRR and CIR, the reports shall be turned in to the IWF accountant by the canteen manager.

54070.11 Revisions

The Director, Division of Adult Institutions, shall ensure that the content of this Article is accurate and current.

54070.12 References

PC § 5005.

CCR (15) §§ 3090(a), (b) and (c), 3091 - 3095.

ARTICLE 51 — FOOD SERVICE

Revised July 13, 2010

54080.1 Policy

The California Department of Corrections and Rehabilitation (CDCR) shall provide inmates with a healthy and nutritionally balanced diet, served in an orderly manner with food flavor, texture, temperature, appearance, and palatability taken into consideration. Current Recommended Dietary Allowances (RDA), and Dietary Reference Intakes (DRI) as established by the Food and Nutrition Board of the Institute of Medicine, National Academy of Science, shall be considered authoritative in setting levels of nutritional need. Sanitation, safety, and food handling standards and practices shall be established and maintained in keeping with applicable requirements established by the Industrial Safety Standards (California Code of Regulations (CCR), Title 8) and the California Health and Safety Code (H&SC).

54080.2 Purpose

This Article provides instructions and guidelines for properly administering the food service program at CDCR institutions.

54080.3 Responsibility

The Departmental Food Administrator (DFA) represents the CDCR in all food service issues and activities. The DFA develops, administers, and monitors CDCR's food service programs while the institution heads are responsible for their respective food service operations and oversight of Institution Chaplains. Physicians at each institution are responsible for ordering outpatient therapeutic diets, nourishments, and supplements.

54080.4 Review of CDCR Menu

The standardized CDCR Menu and nutritional analysis shall be reviewed by a registered dietitian on an annual basis to ensure compliance with the RDA and DRI. This review shall be coordinated through the DFA's office and any findings shall be reported to the DFA.

54080.5 Hot Meals

No more than 14 hours shall elapse between the evening meal and breakfast. A minimum of two hot meals shall be served every 24-hours with three meals provided at regular hours during each 24-hour period. Variations to the two hot meals per day requirement may be allowed to accommodate religious observances and religious diet programs and institution emergencies. Inmates shall be allowed 20 minutes in the dining halls to eat their meals after receipt of their food tray. The institution head or designee may, at his/her discretion, modify the time allotment based on operational necessity. The time allotment may be increased by the Chief Medical Officer for inmates in licensed health care facilities, or due to an individual inmate's documented medical or disability requirements.

54080.6 Diets

The standardized CDCR "Heart Healthy" menu shall be followed by all institutions for all general population meals. Physicians ordering a therapeutic diet shall be limited to renal dialysis, gluten-free diets, or other situations as defined by Division of Correctional Health Care Services (DCHCS).

The DFA shall ensure that:

- The CDCR food plan meets the dietary needs of most inmates by providing a CDCR "Heart Healthy," low fat, low salt diet.
- A nutritional analysis of the CDCR food plan is done whenever menu changes are made.
- That standardized CDCR recipes are maintained, consistent with the CDCR menu.

Each institution's food service program is responsible for the procurement, and preparation of Physician-ordered nourishments. Either institutional Food Service or DCHCS is responsible for distribution of nourishments to inmates. Procurement, preparation, and distribution of inmate nutritional supplements are the responsibility of institutional DCHCS and/or institutional Food Service staff.

Institution heads and correctional food managers (CFM) shall ensure consistent adherence to the CDCR standardized menus and recipes, and CDCR Menu Substitution Guidelines.

54080.6.1 Vegetarian Diet Program

Any inmate with determined religious, personal, or ethical dietary needs may request to participate in the vegetarian diet program. Participation in the vegetarian diet program requires the approval of an institution chaplain. The approval process and administration of the vegetarian diet program will be in accordance with established procedures as defined in DOM 54080.14.

54080.7 Food Service Handbook

In addition to this Article, the Food Services Handbook provides information and copies of the forms necessary to keep food service records. The Food Service Handbook shall be issued to all Associate Wardens, Business Services, and CFMs, and maintained in inmate libraries.

54080.8 Emergency Food Supply

Each institution shall maintain, at all times, sufficient quantities of non-perishable food items, such as, canned stew, or pork-free beans, to serve at least eight meals to the inmate population in case of an emergency. If judged necessary, the emergency food supply may be maintained separate from general supplies. The emergency food supply shall be rotated into the menu within 12 months of purchase.

54080.9 Food Management System

The Food Management System (FMS) is the CDCR approved personal computer program for institutions. The FMS may be used to generate a quarterly food ration and cost analysis, and other reports using the Inventory Control, Recipe Production, and Menu Planner functions.

54080.10 Menus

The DFA shall develop and distribute menus semi-annually to the institutions. Copies of the standardized menus are to be maintained by the DFA for five years, including current year. In agreement with a low fat and low sodium menu plan, CDCR institutions serve pork free meals. The institution menus shall reflect the standardized menus in like food served, quantity, portion, size, color, flavor, and nutritional value, with particular attention to levels of fat and sodium to assure CDCR heart healthy goals. Established standardized menu substitution guidelines and policies shall be used when making menu substitutions. Institutions shall follow CDCR standardized recipes. Institution menus shall be generated in the office of the CFMs at least one week in advance and posted in locations accessible to staff and inmates. Any menu changes that vary from the standardized menu shall be noted in red ink on the approved standardized menu. This will become the "menu as served," and be forwarded to the DFA within 30 working days after completion of each quarter.

54080.11 Food Sampling

To maintain proper standards for the preparation and serving of foods in institutions, each institution head, or designee shall designate an employee to sample all items of food prepared prior to service to the inmates. If the food sampler believes that a food item is not edible, the food sampler shall:

- Immediately notify the CFM or supervising correctional cook.
- Request that the item be immediately checked and appropriate action taken.
- Complete the Meal Sample Report generated by the FMS.

54080.11.1 Meal Sample Report

The Meal Sample Report shall be generated from the CFM and completed by the individual designated to sample the meal. Inmates, randomly selected, should also sample meals. A report shall be completed for each meal served and submitted to the CFM and Associate Warden, Business Services, or designee. The report shall include at least the following:

- Date items sampled.
- Copy of menu for the meal.
- Description of replacement items, if applicable.
- Signature of sampling employee or inmate.

54080.11.2 Retention of Food Samples

The CFM shall retain a sample of each food item served to the inmates to determine which food items may be the source of contamination in the event of alleged food poisoning or infection. These meal samples are to be retained at all kitchens and serving units. At the serving of each meal, a tray with a minimum of four ounces of each food item offered shall be prepared, covered with plastic or aluminum wrap, dated, and stored in a specified locked section of a secure refrigerator where it shall be retained for a 72-hour period for cook/serve operations, and 120 hours for cook/chill operations. In case of allegations of food poisoning or infection, these samples shall be made available for analysis by institution medical staff or a representative from Department of Health Services (DHS). Each CFM shall maintain an approved food sampling kit in the food service area for use in the event of a food borne illness outbreak.

54080.12 Pork/Pork Derivatives

In agreement with a low fat and low sodium menu plan, CDCR institutions shall serve pork-free meals. Therefore, pork or pork derivatives are not included in CDCR institution recipes or on CDCR standardized menus. CDCR Camps may be provided food from other sources. As a result, pork may be part of Camp meals. If pork is served in a camp, the camp food services staff shall identify all inmate menu items containing pork and/or pork derivatives for the benefit of those inmates desiring a pork-free diet for religious reasons. Food services staff shall implement and enforce the identification of all food items containing pork, or prepared or seasoned with pork derivatives with a "P" on the menu. If there is uncertainty as to whether an item contains pork, it shall be identified with an asterisk (*). Menus shall be prominently displayed.

54080.13 Foods for Religious Events

Inmate religious groups shall not be permitted more than two events each year where foods with recognized religious significance are provided by the institution in place of the regularly planned meal. These event meals must be verified as specifically connected to a religious event and approved and sponsored by a Chaplain. A Chaplain means a local Institution Chaplain or designee representing the religious group. The cost to the institution of meals for a religious event shall not exceed that of the meal replaced, unless approved by the CFM. Special ceremonial foods that cannot be provided by the institution may be provided through the chaplain or an outside source(s).

At least 30 days, but no more than 90 days, prior to the event, the Chaplain of the approved religious group must submit a written request to the institution head or designee, which includes at least the following:

- Date of event.
- Location of event.
- Proposed menu.
- Specific ceremonial foods.
- Number of inmates, and when applicable, guests to be served.

54080.14 Institution Religious Diet Program

Each institution shall make reasonable efforts, as required by law, to accommodate those inmates who have been determined to require a religious diet.

- Within the institution, religious meals shall not be restricted from inmates based on their classification or housing placement.

- If a medical diet is ordered for an inmate, it shall take precedence over the religious diet.
- Inmates who are transferred shall continue to have the ability to participate in their current religious diet program at the receiving institution, barring medical needs or other extraordinary circumstances. The inmate Central File (C-File) shall contain verification of religious diet participation (CDCR Form 3030, "Religious Diet Request," and CDCR Form 3030-A "Religious Diet Program Agreement").
- The current Religious Diet Card shall be transferred with the inmate's property and be provided to the inmate upon the inmate's arrival. During the initial processing at the receiving institution, staff shall identify the inmate as a participant in a Religious Diet Program and notify the CFM and appropriate Chaplain or designee of the inmate's arrival. The Chaplain or designee at the receiving institution shall oversee the inmate for continuing eligibility and any compliance violations.
- Each institution shall provide ongoing religious awareness training for custody and food service staff, and others as appropriate. This may be provided in regularly scheduled In-Service Training, Equal Employment Opportunity training, or on-the-job training.
- No staff may disparage an inmate's religion or religious views, or attempt to dissuade an inmate from participating in the Religious Diet Program.
- Early call may be used, and is encouraged, for serving religious diets.
- The Religious Diet Program will consist of three distinct options:
 - A vegetarian diet program.
 - A Jewish kosher diet program.
 - A religious meat alternate program

Vegetarian Diet Program

Vegetarian meals shall be available at all CDCR institutions statewide. Institution vegetarian meals shall be lacto-ovo vegetarian (includes dairy products and eggs), and may contain fish when it appears on the menu. Inmates with determined religious, personal, or ethical dietary needs and showing a Religious Diet Card shall be provided with an approved vegetarian protein alternate, often from that same days' scheduled meal. Inmates may participate in the program, by submitting to any appropriate Chaplain a CDCR Form 3030 Religious Diet Request.

Jewish Kosher Diet Program

A Jewish Kosher Diet Program (JKDP) shall be established at designated CDCR institutions statewide, for Jewish inmates desiring to practice Jewish kosher law.

- Each designated institution with a JKDP shall endeavor to have a Jewish Chaplain or Rabbi employed at all times. In the absence of an employed Jewish Chaplain, the institution shall either make arrangements to utilize the services of a CDCR Jewish Chaplain from a neighboring institution, or consult with the Boards of Rabbis of Northern or Southern California to administer the JKDP.
- Institutions that have an operational JKDP but have a vacant Jewish Chaplain position shall fill the position as soon as possible, but shall continue to operate the JKDP. However, no inmates will be added to the JKDP in those institutions unless they meet either criteria below:
 - The inmate has already been approved by a Jewish Chaplain to participate in the JKDP at another institution; or
 - A CDCR Jewish Chaplain from a neighboring institution, or a consultant from the Boards of Rabbis of Northern or Southern California approves the inmate.
- Only Jewish inmates, as determined by a Jewish Chaplain, may participate in the JKDP.
- If a Jewish inmate is housed at an institution that does not have a JKDP, he/she may, upon request, be considered for transfer to another institution that meets their kosher need and classification.
- The JKDP is offered solely in designated institutions. Therefore, prior to referral to a classification committee, the assigned counselor at the sending institution shall contact the receiving institution's CFM to ensure that the receiving institution has an operational JKDP. Classification committees shall ensure that, barring medical needs or other extraordinary circumstances, the inmates currently participating in the JKDP are transferred only to those institutions that currently have an operational JKDP. If an exception is made by classification committee and the recommendation for transfer is not to an institution with a JKDP, reasons for the exception will be fully documented in the CDC Form 128-G, Classification Chrono.

- Only a Jewish Chaplain, Rabbi, representative(s) of the Boards of Rabbis of Northern or Southern California, or their designee shall have the authority to administer, oversee, and approve participation in and removal from the JKDP.
- Each designated institution shall arrange for appropriate training for all inmate workers, and custody and food service employees involved in the supervising, ordering, preparation, and serving of Jewish kosher meals.
- The observance of Passover constitutes a single religious event requiring kosher Passover foods be provided during the eight days of observance.
- All designated institutions shall adhere to the CDCR standardized Jewish kosher menus and approved procedures for purchasing, preparing, and serving Jewish kosher meals.
- The JKDP shall otherwise be administered in accordance with the provisions of this Article.

Oversight Responsibilities

A Jewish Chaplain, Rabbi, representative(s) of the Boards of Rabbis of Northern or Southern California, or their designee shall oversee the JKDP in order to assure the program is following CDCR policy and procedures and kosher laws. Oversight responsibilities include:

- Reviewing each institution's JKDP annually for compliance with kosher law and CDCR policy. Results of the review shall be provided to the CFM.

Observance of Jewish Fasting Days

Inmates participating in the JKDP shall have the option to fast on a recognized Jewish fasting day, for the period required by that day. The Jewish Chaplain will provide food services with a list of those participating at least three days ahead of the intended fast. A Jewish Kosher inmate who chooses to fast will not be provided any regular meals for the recognized fasting day. The fasting inmate will instead be provided with an approved sack meal, to be eaten at the end of the fasting period. The sack meal will be equivalent to two (2) kosher sack lunches. Under no circumstances can the inmate give away, trade, or sell a sack meal. Doing so may result in a compliance violation of the Religious Diet Program Agreement.

The following are recognized Jewish fasting days:

Yom Kippur (Day of Atonement) – A 25-hour fast, from sunset to the following sunset. Observed in early fall on the 10th day of the Jewish month of Tishrei.

Fast of Tisha B'Av – A 25-hour fast, from sunset to the following sunset. Observed in the late summer on the 9th day of the Jewish month of Av.

Fast Of Esther – A short fast, from sunrise to sunset of the same day. Observed in early spring on the 13th day of the Jewish month of Adar.

Fast of the 17th of Tammuz – A short fast, from sunrise to sunset of the same day. Observed in early summer on the 17th day of the Jewish month of Tammuz.

Fast of Gedaliah – A short fast, from sunrise to sunset of the same day. Observed in the early fall on the 3rd day of the Jewish month of Tishrei.

Fast of 10th of Tevet – A short fast, from sunrise to sunset of the same day. Observed in winter on the 10th day of the Jewish month of Tevet.

Religious Meat Alternate Program

A Religious Meat Alternate Program (RMAP), offering meat that has been certified as halal, shall be available at all institutions. Muslim inmates may participate in the program, as determined by a Muslim Chaplain or designee Chaplain. Each institution shall endeavor to have a Muslim Chaplain employed at all times. In the absence of an employed Muslim Chaplain, the institution shall either utilize a designee Chaplain or make arrangements to utilize the services of a CDCR Muslim Chaplain from a neighboring institution.

Non-Muslim inmates with a religious dietary need may seek participation in the program by submitting to any appropriate Chaplain a CDCR Form 3030 Religious Diet Request, for determination by the Religious Review Committee RRC, as described by CCR Section 3210(d).

The RMAP is only offered at the dinner meal. Inmate participants in the RMAP shall receive the vegetarian option at breakfast and lunch. An inmate participant must show his or her religious diet card in order to receive the RMAP or vegetarian option.

All institutions will offer standardized departmental RMA items, and will adhere to approved procedures for procuring, and serving the RMA.

Each institution shall arrange for ongoing and appropriate training for all inmate workers, and custody and food service employees involved in the supervising, ordering, and serving of the RMA.

A designee Chaplain shall:

- Oversee the program and determine inmate compliance violations.
- Review each institution's RMAP annually and provide results of the review to the CFM.

Participation in a Religious Diet Program

A Religious Diet Card will be issued to the inmate by the Chaplain, or their designee. The Religious Diet Card shall follow the inmate if he/she is transferred to another CDCR institution.

At each meal, a positive check list will identify the inmates that have received a religious meal. This list may be used to issue a CDC Form 128-B, General Chrono, for Religious Diet Program Non-Compliance.

The following CDCR forms shall be used:

- Religious Diet Request (used for all religious diet requests)
- Religious Diet Program Agreement
- Religious Diet Program Agreement - Notice of Non-Compliance
- Religious Diet Cancellation Request
- Religious Diet Card

The Institution chaplain or designee shall document an inmate's participation in the JKDP, vegetarian diet program or the RMAP using the appropriate CDCR forms (i.e., Religious Diet Card, Religious Diet Request, Religious Diet Agreement, Religious Diet-Notice of Non-Compliance, and Religious Diet Cancellation Request). The completed originals shall be placed in the inmate's central file (miscellaneous section), as indicated on the forms.

Inmate Responsibilities

Inmates have the responsibility to:

- Complete a CDCR Religious Diet Request form and submit it to the appropriate Institution Chaplain or designee.
- Show their Religious Diet Card obtained from the Chaplain or designee when receiving a religious meal.
- Follow the conditions in the signed Religious Diet Program Agreement.

Chaplain Responsibilities

Chaplain means a local Institution Chaplain—or their designee representing the religious group. Upon receiving a completed inmate's "Religious Diet Request" form, the Chaplain, or their designee shall:

- Ensure that no more than 30 calendar days shall pass from the day the Chaplain receives the completed "Religious Diet Request" in which a determination of program eligibility is made, and an accepted inmate begins receiving the religious meals requested.
- Interview the inmate to explain the three religious diet options, including what the meals consist of.
- Determine the inmate's religious diet eligibility, with one exception:
 - The RRC shall determine the eligibility of a non-Muslim inmate to participate in the RMAP. When a non-Muslim inmate seeks the RMAP, the Chaplain shall forward the CDCR Form 3030, Religious Diet Request, to the RRC for consideration.
- If Religious Diet Program eligibility is determined, explain the Religious Diet Program Agreement.
- Have the inmate sign all required documents. Document an inmate's refusal to sign any of the required documents.
- Complete and distribute the Religious Diet Request, and if applicable the Religious Diet Program Agreement as indicated on the forms, within two working days.
- Notify the inmate of the decision in writing (by copy of their Religious Diet Request).
- Enter pertinent information for each inmate approved to participate in the Religious Diet Program onto a religious diet participant list within 24 hours of approval. Food Service will begin serving those approved for religious meals normally within two days of receiving this notification.
- Along with food service staff, regularly monitor the religious diet lists to ensure that all participating inmates are served their religious dietary meals with minimal delay.
- Update the list identifying inmate religious diets every 30 days and provide the list to the CFM.
- Coordinate with the CFM to determine which dining area will provide the inmate his/her meals.
- Provide each approved inmate with a Religious Diet Card. Collect Religious Diet Cards that are no longer valid.

- Meet with inmates, giving them the opportunity to respond to allegation(s) of noncompliance with Religious Diet Program. Utilize the Religious Diet Program Notice of Noncompliance form.

Monitoring for Religious Diet Program Inmate Compliance

Any staff may report an incident of an alleged inmate Religious Diet Program Agreement compliance violation, as described on the CDCR Form 3030-A, Religious Diet Program Agreement.

The incident report must be in writing using a CDC Form 128-B, General Chrono, citing CCR, Title 15, Section 3054. All written reports shall be sent to the appropriate Chaplain who shall make the final determination of continuing eligibility.

54080.15 Meals Served to Non-Inmates

The meal charge for State employees and persons other than official guests in State-operated dining rooms maintained and operated for inmates shall be \$1.00 plus sales tax. The meal charge for institution-operated employee dining rooms shall be in accordance with this section.

54080.15.1 Reimbursement for State Purchased Food

Outside guests attending inmate banquets, luncheons, or other special events where State-purchased food is provided shall be charged a minimum of \$1.00 plus sales tax per meal, per guest. Funds collected in excess of \$1.00 plus sales tax, for the event shall be accompanied by a statement, signed by a non-inmate representative of the group, which reads: "We donate the sum of \$_____ to the Inmate Welfare Fund." If the cost of the meals exceed the allowance of \$1.00 per meal, an additional charge to the inmate group's trust account shall be made in accordance with this section.

54080.15.2 Institution Operated Employee Dining Rooms

In institution-operated employee dining rooms, meal charges shall be set by the institution and shall reflect the actual cost of serving an average meal, including staffing costs. Employee dining rooms shall not be allowed to operate at a loss.

54080.15.3 Employee Meetings

At conferences, workshops, training classes, or other employee meetings held at an institution, coffee and/or other beverages may be served only if the total cost for the refreshments is paid by the participants.

54080.15.4 Official Guests

Representatives of any city, county, state, federal, or foreign government who are guests of CDCR, and official staff who are inspecting the food services operation may be provided a sample of the meal served to inmates free of charge. Examples include persons on a grand jury, state legislators, officials of foreign prisons, or official CDCR or state inspectors.

54080.15.5 Group Visits and Tours

Meals may be served to participants of tours or visitors of approved groups in accordance with this section.

54080.16 Employee Uniforms

Food service staff, supervising correctional cooks, correctional supervising cooks, correctional bakers, correctional butcher/meat cutters shall wear the CDCR-approved uniform to distinguish them from inmates assigned to food-service duties. This uniform shall consist of:

- TROUSERS: dark brown, equivalent to Big Mac or Levis. Not tight-fitting.
- SHIRTS: tan, equivalent to Big Mac or Levis with the CDCR patch over the left breast pocket.
- CAPS: solid brown, baseball type, to match clothing, with the CDCR patch and the employee classification rocker arm above/atop the patch.
- JACKETS: brown color with the CDCR patch on the left breast.
- SHOES: brown or black, smooth leather. Soles must be oil resistant and non-skid type, no buckles or design (no cowboy, tennis, or gym-type shoes or boots).
- BELT: black or dark brown.
- WHISTLE: gold or chrome or black in color; metal only.
- ALARM HOLDER: black leather.
- DEPARTMENTAL NAME PLATE

The following items are optional:

- SMOCK: tan with CDCR patch over the left breast.
- JUMPSUIT: solid brown with CDCR patch over the left breast.

Employees shall report to their assigned area in clean uniforms, which are in good condition.

54080.17 Inmate Smocks /Aprons

Each inmate food handler shall be provided a clean white smock or apron and other appropriate clothing. Such garments will be maintained in the food service area and stored in a sanitary manner separate from personal clothing.

54080.18 Sanitation Standards

Sanitation standards are based on the H&SC. Standards for sanitation, sanitation training, purchasing, receiving, storage, preparation, holding, and serving of food shall meet the requirements set forth in the most current H&SC, Sections 113975 through 114180 (California Retail Food Code (CFC)), the State law regulating food establishments and facilities, and CDCR food service policy. The CFM is responsible for ensuring compliance with all standards at their respective institutions.

54080.18.1 Sanitation Inspection

An inspection of the food service area of each institution/camp shall be performed at least every year by a state-registered sanitarian with the environmental health section of the DHS. Administrative audits may be conducted throughout the year at various institution locations on a rotating basis.

Institution Head or Designee

The institution head-or designee shall inspect the institution/camp kitchens at least once each month, record the findings on an institutional inspection report form, and keep the report on file for inspection by the DFA or State sanitarian.

Correctional Food Manager

The CFM or designee shall prepare a weekly sanitary inspection and report using the institutional inspection form. This report shall be kept on file at the institution for a minimum of two years. Additional inspections of the food service area shall be performed by institutional staff as often as necessary to enforce food service standards.

54080.18.2 Suspected Foodborne Illness Outbreak Procedures

Each institution/camp shall adopt the statewide standardized Suspected Foodborne Illness Outbreak Operational Procedures, issued October 2004. The CFM shall ensure that all procedures pertaining to food service responsibilities are enforced, including the maintenance of a food sampling kit. A copy of the Foodborne Illness procedures shall be located in the Food Service Handbook in the central kitchen.

54080.19 Food Service Training

The CFM is responsible to ensure that an adequate food service employee training program is in effect, and that all food service personnel participate in the required training.

In accordance with CFC, each institution must have at least one staff working in food services that has successfully passed an approved and accredited food safety certification examination. The CDCR encourages food safety certification and/or training of all food service staff, culinary custody staff, and inmate workers.

Methods of training shall include verbal and written instruction and demonstration, and shall include technical and safety instruction regarding inmate food service worker responsibilities.

Hazardous materials training shall be provided to all food service staff to ensure the safe handling of hazardous materials. The institution fire department is responsible for providing training to all food service staff including inmate workers.

The CFM shall maintain Material Safety Data Sheets (MSDS) in all areas where chemicals are used. Food service staff and inmates shall be trained on the MSDS program so they understand the hazardous properties of the chemicals they work with.

54080.20 Health and Safety Law and Regulations

A Hazard Analysis Critical Control Point (HACCP) program shall be developed and followed at each institution/camp to ensure food safety. The HACCP program shall include written policies and procedures and a system for assuring compliance. The Critical Control Points shall be identified in the program as well as corrective action procedures.

Food handlers (staff and inmates) shall be instructed on the importance of sanitation, personal hygiene, and the safe preparation and service of food. Food handlers shall have clean hands and fingernails, wear hairnets or caps that entirely cover their hair, wear clean garments, be in good health, and follow hygienic food handling practices as required in CFC.

A medical clearance shall be required prior to placing an inmate in a food handling assignment. Food service correctional officers and correctional cooks shall hold daily inspections of all workers who handle food for cleanliness, open sores, proper clothing, hair nets (covers) or any condition that may contaminate the food. Inmates found to have open sores or other conditions that may contaminate food shall be referred to the institution's

health care services staff for examination. Medical clearance shall be obtained prior to their return to work. Staff found to have open sores or other conditions that may contaminate food shall be excluded from any type of food handling or preparation until they are no longer considered contagious. All food handlers shall be instructed on the importance of proper hand washing. Hand washing signs shall be posted in all food service restrooms. Enforcement of proper and frequent hand washing of inmate workers and staff shall be a priority of the CFM.

The temperature of refrigeration units and dishwashing machines shall be recorded daily on the log maintained by the CFM for a minimum of two years. Dishwashing machines shall be inspected daily to ensure proper operation. This inspection is also noted on the log. Refer to the Food Service Handbook and CFC for further information.

54080.21 Restricted Food Items

Supervisory food service staff shall ensure that restricted food items that may be used to produce alcohol are stored in a lockable receptacle, caged area, and/or maintained in a locked supply room. Supervisory food service staff shall also provide a method to strictly control and provide direct supervision of inmates handling any restricted food item. Restricted food items include, but are not limited to: yeast, sugar, bread/pastry dough, and heavy syrup canned fruit.

Supervisory food service staff shall maintain a running inventory log of all restricted items. The log shall indicate the date, time, and amount of supplies, either dispensed, used, or received and the name of the staff authorizing the transaction.

54080.22 Revisions

The DFA or designee shall be responsible for ensuring that the contents of this Article are kept current and accurate.

54080.23 References

PC § 2084

H&SC §§ 113975 through 114180 (California Retail Food Code)

CCR, Title 15, §§ 3050, 3051, 3052, 3053, 3054 and 3055; Title 8, California Administrative Code (Industrial Safety Standards)

ACA Standards, §§ 3-4294 through 3-4309

CDCR Food Service Handbook

Food and Nutrition Board of the National Academy of Sciences, Recommended Dietary Allowances

Food and Nutrition Board of the Institute of Medicine, National Academy of Science, Dietary Reference Intakes

U.S. Public Health Standards

FDA Codes

ARTICLE 52—REQUEST FOR INTERVIEW, ITEM, OR SERVICE

Effective July 29, 2011

54090.1 Policy

It shall be Department policy to facilitate communication between staff and inmates and parolees via a written request process. Effective communication is essential to the orderly management of correctional settings as well as the success of prison, parole supervision, and rehabilitation programs. For that reason, the Department promotes constant communication between staff and inmates and parolees. Normally, when requesting items or service, the use of informal means of communication is encouraged for timely resolution of requests. When it is useful or necessary to document these attempts however, the provisions of this article shall afford inmates and parolees a means for so doing.

54090.2 Purpose

The purpose of this article is to:

- Establish a process to facilitate requests for interviews, items, and services.
- Afford the inmate or parolee the opportunity to create a record of their attempt to contact staff when requesting interviews, items, or services.
- Establish a transparent process subject to supervisor's review for the purpose of improved oversight of local operations.

54090.3 Responsibility

Each hiring authority shall implement this written request process to ensure its efficient and consistent operation in accordance with the policy and purpose provisions of this article.

54090.4 Written Request Process

Inmates and parolees may request interviews with staff and/or request items and services via a CDCR Form 22, Inmate/Parolee Request for Interview, Item or Service. This form has been redesigned to achieve expanded non-conflictive communication objectives. Timely resolution of many routine matters will be achieved through application of the processes and practices set forth in this article and henceforth applied uniformly toward that end.

- The written request process may be used when the inmate or parolee seeks a response to an issue related to his or her confinement or parole.
- This process is not intended to preclude or inhibit inmates or parolees from engaging in verbal communication and making verbal requests to staff outside of the written request process.
- Inmates and parolees shall be considerate in the use of this process, making allowance for staff who are otherwise occupied by submitting their requests reasonably and in a manner not to interfere or delay a peace officer in performance of his or her duties.
- Staff must accept and respond to the written request unless otherwise occupied in duties which require their full attention. Under such circumstances staff can advise the inmate of alternative submittal options.
- Staff shall attempt to resolve inmate and/or parolee issues expeditiously, whether brought to their attention verbally or in writing.
- All communication on the request form should be polite, professional, and to the point.
- Misuse or abuse of the form may be noted in staff responses to facilitate appropriate use of the form.

54090.4.1 Form Availability

The Department shall ensure that the CDCR Form 22, Inmate/Parolee Request for Interview, Item or Service, is readily available to inmates and parolees. This form shall be available in all inmate housing units, general or segregated; all institutional libraries; any facility under the Department's jurisdiction, whether residential or medical, where inmates are required to remain more than 24 hours; and all parole field offices.

This form is printed on NCR (no-carbon-required) paper, which facilitates:

- A record of the date the form was first presented to staff, and the date of each staff response.
- A record of the nature of the request and any subsequent efforts to address it.

54090.4.2 Submission

When seeking a response or outcome to a written request for an interview, item or service, the inmate/parolee shall complete the CDCR Form 22 to describe his or her request.

- The inmate shall deliver or mail via institutional mail the completed form to any staff member who is able to respond to the issue.
- The parolee shall deliver or mail via the United States Postal Service the completed CDCR Form 22 to his or her parole agent who shall respond to the issue or, as appropriate, route the form to another staff member able to respond to the issue.
- However, if the parolee mails the form, the receipted copy of their request may also be returned by staff via external mail services/US Mail.
- The CDCR Form 22 process does not stay the time constraints for filing an appeal and therefore does not preclude the inmate or parolee from filing an appeal on the same issue prior to receiving a response to their written request. However, the appeal may be rejected by the appeals coordinator or designee and an extension granted to complete the request form process before resubmitting the appeal.
- An employee shall not refuse the CDCR Form 22 unless exigent circumstances described in this article apply.

54090.4.3 Employee Responsibilities

Upon receipt of an inmate or parolee completed CDCR Form 22, the employee shall:

- Immediately date and sign the form unless occupied in duties which otherwise require full attention. Employees so occupied shall advise the inmate or parolee to select another suitable recipient, present the request at another time or the employee shall advise that they will return at the first opportunity, when duty permits, to retrieve the request.
- Provide the inmate or parolee the bottom copy of the employee signed form which shall serve as the inmate/parolee's receipt to verify the date

of submittal. The employee, at his or her discretion, can respond to the request at this time or wait until to respond within the constraints of this section.

- The receipt of a completed CDCR Form 22 from an inmate or parolee does not preclude a staff member from forwarding the document to a more appropriate responder. However, employees shall either deliver the form to the staff member or place it in intra-office mail addressed to the intended staff member within 24 hours.
- Within three working days after receipt of the form, the responding employee shall:
 - Note his or her decision or action on the form.
 - Sign and date the form.
 - Retain a copy for his or her records.
 - Return the original and remaining copies of the NCR form to the inmate or parolee
- The willful delay or obstruction of an inmate/parolee's attempt to resolve a problem by failing to respond to or destruction of a submitted CDCR Form 22 is subject to corrective action in accordance with the employee discipline policies of the Department.

54090.4.4 Responses and Further Review

If the inmate or parolee is dissatisfied or disagrees with the staff member's response, he or she may submit the CDCR Form 22 to the employee's supervisor for review, while retaining a copy for his or her records. Only in the absence of the staff member's supervisor may the inmate/parolee submit the form to an alternative supervisor of the same office or unit authorized and/or able to respond to the issue in question. Upon receipt of this form the supervisor shall within seven calendar days:

- Indicate a decision or action on the form.
- Sign and date the form.
- Ensure a copy is made and retained in the facility records or parole field files for a period of time no less than prescribed for inmate correspondence in the approved Departmental records retention schedule, being mindful that originals are returned to the inmate/parolee.
- Return the original to the inmate or parolee.

An inmate or parolee's documented use of a CDCR Form 22 does not constitute exhaustion of administrative remedies as defined in DOM Section 54100.13.

54090.5 Revisions

The Director, Division of Adult Institutions, or designee in conjunction with the Chief, Office of Appeals, shall ensure that the content of this Article is accurate and current.

54090.6 References

Title 15, California Code of Regulations, §§ 3084, 3086.

ARTICLE 53 — INMATE/PAROLEE APPEALS

Revised July 29, 2011

54100.1 Policy

It shall be Department policy, consistent with correctional best practice, to provide through the appeal process the means for expressing and resolving identified grievances to inmates or parolees and an administrative mechanism for review of departmental policies, decisions, actions, conditions, or omissions that have a material adverse effect on the health, safety, welfare, status, and/or program of inmates and parolees.

54100.2 Purpose

The purpose of this Article is to:

- Maintain the integrity of the Department through a fair, objective, and effective appeals process.
- Provide for the resolution of inmate or parolee grievances at the lowest possible administrative level with timely responses to the appellant.
- Provide the inmate or parolee grievant a meaningful remedy focused on correcting an identified problem.
- Afford the grievant an avenue for the exhaustion of administrative remedies prior to initiation of a court action.
- Audit the internal processes and operations of the Department to

identify, modify, or eliminate practices which are unnecessary or may impede the accomplishment of correctional goals.

- Utilize inmate and parolee appeal information as an early warning indicator to identify and respond to potential sources of liability to the Department.
- Gather and disseminate data and statistics about appeals in order to satisfy statutory responsibilities and in furtherance of policy, management and program improvement goals.

54100.3 Responsibility

Each hiring authority shall implement the appeal process and ensure it operates effectively and consistently with specified policies as set forth herein.

- At least one staff member, at a level not less than a CC-II, shall be designated as the appeals coordinator in each institution; and one staff member of a level not less than PA-II shall be designated as the appeals coordinator in each parole region.
- The appeals coordinator or delegated staff under direct supervision shall process all appeals, monitor the system, prepare the quarterly appeals report, recommend corrective action where indicated, and work with the IST officer to ensure training on the appeals process is carried out. Delegated staff under appeals coordinator direction shall be properly trained, audited regularly and undertake only those duties and responsibilities appropriate to their job classification, background and experience.
- The Appeals Coordinator's Office shall receive, log, route, and monitor disposition of the CDCR Form 602, Inmate/Parolee Appeal, and the ancillary appeal forms, CDCR 602-A, Inmate/Parolee Appeal Form Attachment, and the CDCR 602-G Inmate/Parolee Group Appeal, supplement.
- Hiring authorities are expected to meet with appeals coordinators on a regular basis to receive and disseminate information respecting process, emergent issues, best practice trends and related matters.
- Each inmate upon arrival to an institution shall be provided written material (instructions, guidelines and/or examples of forms as appropriate) describing the appeal process. Each inmate prior to being released to parole shall be provided with a copy of CDC Form 1570, Guidelines for Parole, which contains a notice of appeal rights and procedures for filing an appeal. Each parole unit shall maintain copies of the appeal procedure which shall be made available to the parolee upon request. Parolees shall be informed of the appeal process at the initial parole interview.
- Copies of DOM §54100, Inmate/Parolee Appeals, and any facility appeal supplement shall be filed and maintained in each inmate law library including libraries in segregated housing units, community correction facilities, treatment and/or transitional living and out-of-state facilities where inmates/parolees remain under the custody of the Department.

54100.4 Right to Appeal

Any inmate or parolee under the Department's jurisdiction may appeal any policy, decision, action, condition, or omission by the Department or its staff that the inmate or parolee can demonstrate as having a material adverse effect on his or her health, safety, or welfare. A material adverse effect means harm or injury that is measurable or demonstrable or the reasonable likelihood of such harm or injury. In either case, the harm or injury must be due to any policy, decision, action, condition, or omission by the Department or its staff. In the context of this article, an "appellant" means an inmate or parolee who has submitted an accepted appeal and a "remedy" means a process or means to address an issue or correct a wrong.

No reprisals shall be taken for the good faith use of or responsible participation in the appeals process. This shall not prohibit appeal restrictions against an appellant for abusing the appeal process nor shall it prohibit the pursuit of disciplinary sanctions for violations of Department rules. A complaint of reprisal may be pursued through the appeals process. If, after investigation, it is determined that a reprisal has occurred, the staff member(s) involved shall be subject to adverse action in accordance with the employee discipline policies of the Department.

54100.5 Exclusions

The CDCR Form 602, Inmate/Parolee Appeal, form shall not be utilized in

the following appeals:

- Board of Parole Hearings (BPH).
- Narcotic Addict Evaluation Authority (NAEA). (See 15 CCR §5400, Appeals, NAEA Regulations.)
- Health or Safety complaints – California Prison Industry Authority (CALPIA). (See 15 CCR §3084.9(e) and 8 CCR §344.40(a).)

54100.6 Appeal Preparation

The Department shall make its appeal forms readily available to all inmates and parolees, ensuring that those who have difficulty communicating have equal access to the appeal process and the timely assistance necessary to participate in this process including completing or clarifying the appeal. Timely, in this particular instance, means promptly and without deliberate delay, insofar as prevailing organizational resources permit.

The inmate or parolee shall describe the specific issue under appeal, the relief requested, and state all facts known and available to him/her regarding the issue being appealed upon one original copy of the CDCR Form 602, and if needed to clarify the issue or matter in question, one original Inmate/Parolee Appeal Form Attachment (CDCR 602-A), attach all original relevant supporting documents and forward them, in a single mailing, to the appropriate appeals office.

The CDCR Form 602 provides a system of accountability at each level of review. When the appeal material is submitted without a completed and signed CDCR Form 602, the appeals coordinator shall return it to the inmate or parolee with instructions to fill out and sign the CDCR Form 602 (and/or CDCR Form 602-A, if applicable) and resubmit the appeal for processing.

- If originals are not available, copies may be submitted with an explanation and the appeals coordinator shall have the discretion to request that any submitted copy is verified by staff.
- The inmate or parolee is limited to the space provided on the CDCR Form 602 and one CDCR Form 602-A to describe the specific issue and action requested. The appeal content must be printed legibly in ink or typed on the lines provided on the appeal forms in no smaller than a 12-point font. There shall be only one line of text on each line provided on these forms.
- The inmate or parolee shall list all staff member(s) involved and shall describe their involvement in the issue. To assist in the identification of staff, the inmate or parolee shall include the staff member's last name, first initial, title or position (if known) and the date(s) of the staff member's involvement in the issue under appeal. Absent the requested identifying information, the inmate or parolee shall provide any other available information that would assist the appeals coordinator in making a reasonable attempt to identify the staff in question.
- Relevant supporting documents are defined as documents needed to substantiate the allegation(s) made in the appeal, including but not limited to, classification chronos, property inventory sheets, receipts, completed disciplinary reports with supplements, incident reports, notifications of disallowed mail, trust account statements, memoranda, letters, medical records, and/or a written request for interview, item or service (See DOM 54100.8). Only supporting documents necessary to clarify the appeal shall be attached to the appeal.
- The inmate or parolee shall not delay submitting an appeal within established time limits if unable to obtain supporting documents, but shall submit the appeal with all available supporting documents and provide an explanation why any remaining supporting documents are not available.
- Supporting documentation does not include documents that simply restate the matter under appeal, argue its merits or raise new issues not identified in the appeal and stated as such on the relevant original 602 forms. New issues raised in the supporting documents shall not be addressed, and any decision rendered will pertain only to the present appeal issue and requested action(s).
- The inmate or parolee shall not include or attach extraneous physical objects, exhibits, tabs or dividers, including organic materials of any type with their appeal packet or otherwise deface or contaminate submitted forms and attachments. Appeals submitted with hazardous or toxic material that present a threat to the safety and security of staff, inmates, or the institution may subject the appellant to disciplinary

action and/or criminal charges commensurate with the specific act.

- For third level appeals, the inmate or parolee shall be responsible for mailing the appeal form and supporting documentation directly to the third level Appeals Chief using their own funds and US mail service, unless the appellant is indigent in which case the third level appeal shall be processed in accordance with the indigent mail provisions (15 CCR §3138). An indigent inmate/parolee shall not, however, be required to divide their appeal into separate mailings to conform to indigent mail weight restrictions.
- Another inmate or parolee, staff member, family member as defined in Section 3000 of the Title 15, or other interested party may assist the inmate or parolee in completing the appeal form. However, the act of providing such assistance does not render or convey upon that individual status as party to the appeal. In addition, assistance is disallowed if the act of providing such would create an unmanageable situation including but not limited to; acting contrary to the principles set forth in 15 CCR §§ 3163 and 3270, allowing one offender to exercise unlawful influence/assume control over another, require an offender to access unauthorized areas or areas which would require an escort, or cause avoidance or non-performance in assigned work and program activities.
- An inmate or parolee shall not submit an appeal on behalf of another person.
- Inmates or parolees shall not give any form of compensation to other inmates or parolees or receive any form of compensation for assisting in the preparation of another's appeal. The giving or receiving of compensation is considered misconduct and is subject to disciplinary action.
- The appellant shall sign, date, and submit the appropriate appeal document(s) at each level in the appeal review process.
- Unless otherwise provided for in this article, the appeal shall not be accepted at the third level for review without first having been reviewed at second level.

54100.7 Group Appeal

A group of inmates or parolees may appeal a specific issue that affects all group members. In this situation, one CDCR Form 602 shall be accompanied by an Inmate/Parolee Group Appeal (CDCR Form 602-G), containing the name, Department identification number, assignment, housing, and dated signature of the inmate or parolee who prepared the appeal.

- This appeal shall be logged as one appeal.
- Each CDCR Form 602-G shall state the appeal issue, the action requested and affirmation that the undersigned agree with the appeal issue/action requested.
- The legible names of the other participating inmates or parolees with dated signatures, departmental identification numbers, assignments, and housing shall be entered on the CDCR Form 602-G.
- Only signatures submitted on a CDCR Form 602-G shall be accepted for purposes of a group appeal.
- Sufficient interviews (one or more) with the participating inmates or parolees shall be held to clarify the issue under appeal.
- At each level of review, a response shall be attached to the CDCR Form 602 and returned to the appellant who shall then share the response with all inmates or parolees who signed the CDCR Form 602-G.
- If the inmate or parolee submitting the group appeal is transferred, released, or requests withdrawal from the appeal, the response shall be addressed to the next name on the CDCR Form 602-G, who shall then share the appeal response with the other group appellants.
- Group appeals shall not be cancelled at the request of the original individual appellant unless all of the inmate or parolee signatories are released, transferred, or agree to withdraw the appeal.
- A group appeal shall not be accepted or processed if the matter under appeal requires a response to a specific set of facts (such as disciplinary and staff complaint appeals) which are not the same for all participants in the appeal. In such case, the group appeal shall be screened out and returned to the original appellant with direction to advise all those who signed the CDCR Form 602-G to submit individual appeals of their separate issues.
- An inmate or parolee who signs a group appeal is ineligible to submit

a separate appeal on the same issue.

- A group appeal counts toward each appellant's allowable number of appeals filed in a 14 calendar day period.

54100.7.1 Multiple Appeals of the Same Issue

Instances where a number of inmates or parolees have independently of each other filed an identical appeal regarding the same issue arising from similar circumstances will be considered multiple appeals of the same issue.

- The original (initial or first) appellant and, as needed for clarification of the matter or issue, one or more other inmates/parolees concerned shall be interviewed, and a response given to the inmate or parolee who filed the initial appeal.
- This initial appeal response will serve as a template for all other responses to the same issue.

A statement shall be included in the initial response indicating that the appeal has been designated one of multiple identical appeals and a common response is being distributed to each appellant.

- This appeal response shall be given to each inmate/parolee with the recipient's name and identification number substituted and shall state that one or more appellant was interviewed regarding the issue.
- All multiple appeals shall be individually logged. Any appeal of the same, identical issue received subsequently shall be identified as a multiple appeal in the response which shall reference the original interview date(s) and redact information that would identify other appellants individually.
- An unrelated appeal issue submitted in conjunction with a multiple appeal of the same issue is subject to processing as an individual appeal separate from the multiple appeal topic.

54100.8 Supporting Documents

Prior to the submission of an appeal to the appeals coordinator, the inmate or parolee shall obtain and attach all supporting documents necessary for the substantiation, clarification and/or resolution of his or her appeal issue.

- The inmate or parolee shall not delay submitting an appeal within time limits established in DOM 54100.16 if unable to obtain supporting documents, but shall submit the appeal with all available supporting documents and provide in Part B of the CDCR Form 602 an explanation why any remaining supporting documents are not available.
- The time limits for filing an appeal are not stayed by failure to obtain supporting documentation.
- Failure to attach all necessary supporting documents may result in the appeal being rejected as specified in 15 CCR §3084.6/DOM §54100.11. The appeals coordinator (or when appropriate, third level Appeals Chief) shall in such circumstances inform the inmate or parolee that the appeal is rejected because necessary supporting documents are missing. The appellant shall be allowed an additional 30 calendar days to secure any missing supporting documents and resubmit the appeal.
- The appeals coordinator may grant additional time extensions beyond the initial 30 calendar day extension if the inmate or parolee submits a reasonable explanation why the supporting documents still are not available.
- Appellants shall not attach copies of previously processed appeals as supporting documents to the present (current) appeal, except when appealing a previously cancelled appeal or when expressly requested by the appeals coordinator. The appeals office shall clearly stamp as "attachment" any appeals form (Form 602, 602-A or 602-G) submitted as an exhibit under these circumstances.

Supporting documents include, but are not limited to, the inmate's or parolee's copy of the following:

Disciplinary

- An appeal of an administrative or serious disciplinary action requires as supporting documentation the completed CDC Form 115, Rules Violation Report (RVR).
 - A disciplinary action is not considered complete until all processing requirements including the hearing, postponement, and any re-hearing are completed as evidenced by the signature of the Chief Disciplinary Officer (CDO).
 - The date the final RVR copy is issued to the appellant shall serve to establish the time limits for filing an appeal of the RVR, not the date of the disciplinary hearing.

- An appeal of a CDC Form 128-A, Custodial Counseling Chrono, requires the CDC Form 128-A to be submitted as a supporting document.

Classification

- An appeal of a classification committee action requires as supporting documentation the CDC Form 128-G Classification Chrono, reflecting the committee's action under appeal. If the committee's action did not include a referral to the Classification Services Representative (CSR), the date of the committee's action shall serve to establish the time limits for filing an appeal.
- An appeal of a classification committee action that requires CSR endorsement or decision including, but not limited to, affixing a suffix or assessing an administrative determinant, shall include the CDC Form 128-G, Classification Chrono, reflecting the CSR's endorsement or decision. The date of the CSR's endorsement or action shall serve to establish time limits for filing an appeal.
- An appeal of a classification committee action recommending transfer to another facility, prison, or program requiring CSR endorsement or decision, shall include as a supporting document, the CDC Form 128-G, Classification Chrono, reflecting the CSR's endorsement or decision. The filing of an appeal of a transfer endorsement/decision shall not normally be cause to stay or delay the transfer except in extraordinary circumstances and at the discretion of the Warden or designee.

Parole

- An appeal of conditions of parole including special conditions requires as supporting documentation the inmate/parolee's CDC Form 1515, Notice and Conditions of Parole. A verified copy of the original Notice and Conditions of Parole shall be accepted by the appeals coordinator in place of the parolee's copy.
- An appeal of county of last legal residence may be submitted within 30 calendar days following the inmate's receipt of the CDCR Form 611, Release Program Study, completed and returned to the institution/facility by the parole region.
- Except in those cases where an appeals coordinator determines a CDCR Form 2195, Non-Revocable Parole Eligibility Screening, form is not available, an appeal of non-revocable parole requires this form as supporting documentation.

Mail

- An appeal of disallowed/disapproved mail, magazine or publication shall include as a supporting document the CDC Form 1819, Notification of Disapproval-Mail/Packages/Publications, received by the inmate informing him or her of the disapproval of the mail, magazine or publication under appeal.

Property

- An appeal of a property issue resulting from a cell/dorm/room search shall include the search receipt as a supporting document.
- An appeal of a property issue arising from the inmate's placement in segregated housing shall include a copy of the CDC Form 1083, Inmate Property Inventory, reflecting staff's inventory of the inmate's property at the time of his/her placement in segregated housing.
- An appeal of a property issue arising from the inmate's transfer shall include a copy of the CDC Form 1083, Inmate Property Inventory, from the sending institution reflecting staff's inventory of the inmate's property in preparation for the inmate's transport/transfer and a copy of the CDC Form 1083 provided to the appellant at the time of receipt of his/her property at the receiving institution.

CDCR Form 22

- The original of the CDCR Form 22, Inmate/Parolee Request for Interview, Item, or Service, processed through the supervisory level pursuant to Title 15 CCR §3086 need not be included as supporting documentation in the following appeal instances:
 - Classification committee actions.
 - Classification Staff Representative endorsements/decisions.
 - Disciplinary rules violations.
 - Emergency appeals.
 - Involuntary psychiatric transfers to state hospitals or Department of Mental Health Facilities.

- Staff complaints.
- CALPIA Health or Safety complaints.
- Any appeal wherein the appeals coordinator determines that the appellant's submittal of a CDCR Form 22 is unwarranted and/or would not contribute to the outcome of the appeals process.
- An inmate or parolee who intends to file an appeal shall not delay so doing if the written request process is not yet complete, but shall note on the CDCR Form 602 that a response is pending at the time of the appeal submission.
- If a completed CDCR Form 22 is essential for further appeal processing but not yet available to the appellant, the appeals office shall date stamp the appeal and reject it for missing documentation. However, the appellant will have met time constraints pending subsequent receipt and attachment of the pertinent CDCR Form 22.
- In the event the completed CDCR Form 22 is not received by the appellant within 30 days of the appeal being rejected by the appeals office, the inmate or parolee shall send the appeal to the appeals office and request processing without the form. The appeals office may grant an additional extension if receipt of the form appears likely or process the appeal without such documentation.

54100.9 Appeal Procedure Abuse and Restriction

Excessive and fraudulent filings overload the appeals system, disrupt the orderly and timely processing of appeals and thereby deprive the Department of its ability to exercise due diligence. Therefore, misuse or abuse of the appeals process may lead to appeal restriction as described in this section. The appeals coordinator shall have the discretion to take specific action when it is deemed that:

- An inmate or parolee submits more than one appeal for initial review within a fourteen (14) calendar day period, unless the inmate or parolee is submitting an emergency appeal or the appeal has been accepted due to exceptional circumstances as determined by the appeals coordinator or the third level Appeals Chief. The 14 day period shall commence on the day following the appeals office's date stamp of the appellant's last accepted appeal.
- Appeals previously cancelled pursuant 15 CCR §3084.6(c)/DOM §54100.11 are repeatedly submitted by the same complainant(s).
- The appeal submission contains information the appellant knows to be false or consists of a deliberate attempt at distorting the facts.
- Appeals containing threatening, grossly derogatory, slanderous, or obscene statements and/or organic contamination is included in or makes up any part of the appeal package.
- The description of the problem and/or requested action exceeds the space provided on the Inmate/Parolee Appeals form series.
- The appeal is repeatedly filed contrary to clear and explicit previous instructions. A resubmitted rejected appeal that does not comply with appeals coordinator instructions for correction shall, in addition to not being processed, be subject to confiscation.

When an inmate or parolee submits appeals described above:

- The first appeal received shall be screened for routine processing.
- All subsequent non-emergency appeals submitted by that individual shall be screened and the appeals coordinator shall document any abuse as evidenced by the screening results.

Warning Letter

- If an inmate or parolee continues to submit excessive, demonstrably false, noncompliant or abusive appeals, he or she shall receive a warning letter from the appeals coordinator documenting the history and nature of appeal system abuse.
- If the abuse of process continues after the issuance of a warning letter, the appeals coordinator shall meet with the inmate or parolee in a timely manner before imposition of any restriction to provide instruction in the appropriate use of the appeals process and to rule out any unintended basis for non-compliance. If a face-to-face meeting with the appeals coordinator is not possible, an agent acting on behalf of the appeals coordinator shall conduct the meeting.
- Excessive, demonstrably false, noncomplaint or abusive appeals submitted by an inmate or parolee after the issuance of a warning letter shall be subjected to screening by the appeals coordinator to ensure they do not contain qualifying urgent or emergency issues.
 - An appeal found to contain emergency issues, as described in

Section 51100.20, shall be processed as an emergency appeal.

- If no such issue is determined to be present, the appeal shall be retained by the appeals coordinator pending placement of the appellant on appeal restriction by the third level Appeals Chief.
- The appellant shall be informed in writing why the appeal constitutes abuse of process and informed that the appeal processing has been suspended pending determination of appeal restriction status.

Appeal Restriction

- If the appeal abuse continues after the issuance of a warning letter and a face-to-face meeting, the inmate or parolee is subject to appeal restriction.
 - The appeals coordinator shall notify the third level Appeals Chief describing the individual's abuse of the process and requesting placement of the inmate or parolee on appeal restriction.
 - The appeals coordinator shall advise the third level Appeals Chief in writing of the extent and frequency of the abuse and the corrective steps which have been taken, including issuance of a warning letter and date of face-to-face meeting(s).
 - Any appeal submitted by the inmate or parolee after abuse has been identified but prior to a decision being rendered by the third level Appeals Chief shall be processed in accordance with the "Not Processed" protocol above, including screening to ensure bona fide emergency issues are appropriately identified for processing.
- Upon determination of continued abuse and verification that a face-to-face interview and warning letter have occurred, the third level Appeals Chief shall have the discretion to authorize preparation of a notice by the Appeals Coordinator restricting the inmate or parolee to one non-emergency appeal every 30 calendar days for a period of one year effective the date of the notice.
 - At the time a determination is made regarding imposition or non-application of appeal restriction, any prior appeal retained by the appeals coordinator in accordance with the provisions set forth above shall be returned to the appellant stamped "Not Processed."
 - An imposed appeal restriction shall remain in effect for the period specified when the appellant is returned from parole or transfers to another facility. Parolees are subject to continuing restriction initiated by the institution, subject to review and ratification by the third level Appeals Chief.
 - Any subsequent violation of the appeal restriction shall result in an extension of the restriction for an additional one-year period upon approval by the third level Appeals Chief.
- Upon the decision of the third level Appeals Chief to impose an appeal restriction, any appeal returned to the appellant marked "not processed" may only be later resubmitted by the inmate or parolee in accordance with the terms of his or her appeal restriction and in conformance with the timeframes and practices set forth in this article (The original submittal date of the appeal may serve, under exceptional circumstances, to satisfy filing time requirement).
- Upon a decision by the third level Appeals Chief to **not** place the inmate or parolee on appeal restriction, any retained appeal returned to the appellant and marked "not processed" may be resubmitted by the appellant in accordance with the standard submittal requirements set forth in this article except that the appellant's original submittal date of the appeal may serve to satisfy filing time requirements.

54100.10 Screening and Managing Appeals

The appeals coordinator or a delegated staff member under the direct oversight of the appeals coordinator shall be responsible for ensuring that each appeal has been screened and categorized in compliance with this article and shall coordinate the processing and logging of appeals. These responsibilities should not be exercised in any manner that would place unreasonable restraints on the inmate's or parolee's right to appeal.

- When it is determined that an appeal will not be accepted an Inmate/Parolee Screening Form, CDC Form 695, preprinted or automated version, shall be completed, attached to the CDCR Form 602 and returned to the inmate or parolee.
- Appeals received describing staff behavior or activity in violation of law, regulation, policy, or procedure or appearing contrary to an

ethical or professional standard that could be considered misconduct within the 15 CCR §3084(g)/DOM §54100.25 definition, whether specifically alleged or not, shall be processed pursuant to the Staff Complaint provisions of this article to determine appropriate disposition.

- The appeals coordinator shall use the automated Inmate Appeals Tracking System (IATS) or equivalent system approved by the third level Appeals Chief which designates a log number for each appeal accepted.
- The IATS shall contain the assigned appeal log number, name and number of the inmate/parolee appellant(s), date received, level of review, name of person designated reviewer, due date, date of written notification to inmate/parolee on late response, date completed at each level of review, and decision reached.
- Accepted appeals shall be assigned for response within five working days of receipt from the inmate or parolee.
- The receipt date shall be stamped each time the appeal is received by the appeals coordinator and recorded in IATS (or equivalent).
- The IATS will be updated on an ongoing basis so as to establish a complete and official departmental record.
- Rejected/cancelled appeals shall be tabulated for reporting purposes.

54100.11 Reasons for Rejection, Cancellation, and Withdrawal of Appeals

Appeals may be rejected, cancelled or withdrawn:

- A **rejected** appeal is one that the appeals coordinator or third level Appeals Chief has returned to the appellant with instructions to correct a deficiency. Clear and sufficient instructions regarding further actions the appellant must take to qualify the appeal for processing shall be provided.
- A **cancelled** appeal is one that the appeals coordinator or third level Appeals Chief has returned to the appellant without response to the specific appeal issue and is considered closed with the appellant having not exhausted administrative remedies.
- An inmate or parolee may **withdraw** an appeal by requesting to have the processing stopped at any point up to receiving a signed response. It shall be at the discretion of the appeals coordinator or third level Appeals Chief whether an appellant's request to withdraw an appeal shall be accepted.

Erroneous acceptance of an appeal at a lower level does not preclude the next level (inclusive of the third level of review) from taking appropriate action, including rejection or cancellation of the appeal.

Under exceptional circumstances any appeal may be accepted if the appeals coordinator or third level Appeals Chief concludes that the appeal should be subject to further review. Such a conclusion shall be reached on the basis of compelling evidence or receipt of new information such as documentation from health care staff that the inmate or parolee was medically or mentally incapacitated and unable to file. Likewise, failure to conform to or to comply with any submission requirement (such as mandatory use of ink) shall be excused if the appellant is unable to comply due to reasons beyond their control at the time the appeal is written.

Rejection

The appeals coordinator may reject an appeal for any of the following reasons, which include but are not limited to:

- The appeal concerns an anticipated action or decision. This includes the premature filing of an appeal without first bringing an issue to the attention of staff so that an action can be taken or a decision rendered.
- The appellant has failed to demonstrate a material adverse effect on his or her welfare (see 15 CCR §3084(c)/DOM §54100.4).
- The allowable number of appeals filed in a 14 calendar day period has been exceeded contrary to 15 CCR §3084.1(f)/DOM §54100.9.
- The appeal makes a general allegation, but fails to state the facts or identify an act or decision consistent with the allegation. "General" allegation means an allegation that lacks the specificity or factual evidence necessary to support the statement in question.
- The appeal contains threatening, obscene, demeaning, or abusive language and/or organic contamination is included in or makes up any part of the appeal package. Appeals submitted with hazardous or toxic material that present a threat to the safety and security of staff, inmates, or the institution may subject the appellant to disciplinary action and/or criminal charges commensurate with the specific act.

- The inmate or parolee has not submitted his or her appeal on the departmentally approved forms.
- Contrary to printed form instructions, the inmate or parolee has submitted more than one CDCR Form 602 or CDCR Form 602-A. The appeals coordinator has the discretion to authorize one or more additional pages in an acceptable format upon compelling evidence that the appellant cannot coherently describe the issue or the relevant facts in the allotted space.
- Requirements respecting original copy, font size, allotted space, numbers of pages, dividers and tabs etc., set forth in the "appeal preparation" section of this article have not been met or the appeal documentation is defaced. For example, the inmate or parolee has not submitted his/her appeal printed legibly in ink or typed on the lines provided on the appeal forms no smaller than a 12-point font or failed to submit or has defaced original copy with drawings or obscenities. Attaching dividers or tabs to the appeal forms and/or supporting documents is also unacceptable because it impedes appeal processing.
- The appeal is incomplete with regard to required signatures, dates or other identifying details or use of required attachments. For example, the inmate or parolee has not provided a signature, date, or other identifying information in the designated areas provided on the appeal form or, as 15 CCR §3084.3/DOM §54100.8 requires, the supporting documents necessary for the clarification and/or resolution of the appeal issue are missing.
- The appeal is incomprehensible and/or the issues are obscured by pointless verbiage or voluminous unrelated documentation such that the reviewer cannot be reasonably expected to identify the issue under appeal.
 - Exercise caution not to screen out appeals submitted by inmates or parolees who have difficulty in expressing themselves in writing or whose primary language is not English.
 - When it is determined the inmate or parolee is having such difficulty, a personal interview with the appellant shall be directed by the coordinator to assist them in filing the appeal.
 - Refer to DOM §54100.8 as necessary for clarification of the document attachment requirements.
- The problem, issue, or event constituting the basis for grievance cannot be understood as submitted and the reviewer cannot reasonably identify the matter in question and/or the basis for appeal.
- The appeal involves multiple issues that do not derive from a single event, or are not directly related and which cannot be reasonably addressed in a single response due to this fact.
- Unrelated issues have been combined on a single appeal form for the purpose of circumventing filing process requirements.
- The inmate or parolee has submitted the appeal for processing at an inappropriate level; bypassing required lower level(s) of review, e.g., submitting an appeal at the third level prior to lower level review.
- The appeal issue or complaint emphasis has been changed at some point in the process to the extent that the issue is entirely new, and the required lower levels of review and assessment have thereby been circumvented. This includes instances where the issue and/or requested action has been changed from that described originally in Parts A and B of the CDCR Form 602.

When rejecting an appeal, a CDC Form 695, Inmate/Parolee Appeals Screening Form, shall be completed and sent to the appellant noting the reason for the rejection.

- The CDC Form 695 shall also provide clear instruction regarding further action(s) the appellant must take to qualify the appeal for acceptance.
- If the appellant is identified as requiring assistance in filing the appeal that assistance shall be provided before processing the CDC Form 695.

An appeal that is rejected may later be accepted if the reason(s) noted for rejection are corrected and the appeal is re-submitted within 30 calendar days from the date of rejection. As the appellant has the ability to resubmit a rejected appeal, appeals of a rejected appeal will not be accepted.

Cancellation

The appeals coordinator may cancel an appeal for any of the following reasons:

- The action or decision being appealed is not within the jurisdiction of the Department.
- The appeal duplicates an inmate or parolee's previous appeal upon which a decision has been rendered or is pending.
- The inmate or parolee continues to submit a rejected appeal while disregarding appeal staff's previous instructions to correct the appeal, including failure to submit necessary supporting documents, unless the inmate or parolee provides in Part B of the CDCR Form 602 a reasonable explanation of why the correction was not made or documents are not available.
- Time limits for submitting or correcting and returning a rejected appeal are exceeded even though the appellant had the opportunity to file within these prescribed time constraints.
 - In determining whether the time limit has been exceeded, the appeals coordinator shall consider whether the issue being appealed occurred on a specific date or is ongoing.
 - If the issue is ongoing—such as, but not limited to continuing lockdowns, retention in segregated housing, or an ongoing program closure—the inmate/parolee may appeal any time during the duration of the event. The inmate/parolee is precluded from filing another appeal on the same issue unless a change in circumstances creates a new issue.
- The appeal is filed on behalf of another inmate or parolee.
- The issue is subject to a review independent of the appeal process such as a Departmental Review Board (DRB) decision which is not subject to appeal and concludes the inmate or parolee's administrative remedies on classification issues pursuant to the provisions of 15 CCR §3376.1/DOM §62010.10.
- The appellant is deceased before the timeframes for responding to an appeal have expired and the appeal is not a group appeal.
- The appellant refuses to be interviewed or cooperate with the reviewer.
 - The appellant's refusal to be interviewed or to cooperate with the reviewer shall be clearly articulated in the cancellation notice and the appellant given an opportunity to explain the reason for the failure or refusal.
 - If the appellant provides sufficient evidence to establish that the interviewer has a bias regarding the issue under appeal, the appeals coordinator shall assign another interviewer.
- The presented appeal is on behalf of a private citizen.
- Failure to correct and return a rejected appeal within 30 calendar days of rejection.
- The issue appealed has been fully resolved at a previous level or as determined by the appeal coordinator or the third level Appeals Chief. In such cases, the appeals coordinator's or third level Appeals Chief's rationale for concluding or determining that the appeals issue has been fully resolved shall be provided.
- All members of a group appeal have been released, transferred or are no longer subject to the conditions giving rise to the appeal.

Once cancelled, the appeal may not be resubmitted unless there is a determination by the appeals coordinator or third level Appeals Chief (when cancellation was made at the third level) that the cancellation was made in error or new information is received which causes the appeals coordinator or Chief to conclude that the appeal should be subject to further review.

- The appeals coordinator or the Chief has the discretion to waive a cancellation requirement if, in their opinion, such application would deny review of an issue that could result in extraordinary and serious irreparable harm or loss.
- When an appeal is cancelled, the inmate or parolee may file a separate appeal if they believe the screening policy or the application of the screening policy by the appeals coordinator was inappropriate. The new appeal shall include the original CDCR Form 602 as an attachment to facilitate the review of the original cancellation decision.
- The new appeal shall address only the cancellation decision, not the issue(s) raised in the original appeal.

Upon determination that the original appeal was inappropriately cancelled, the appellant will be allowed to resubmit the original appeal for processing in accordance with the filing requirements of this article.

Withdrawal

An inmate or parolee may withdraw an appeal by completing the appropriate section of the CDCR Form 602 stating his or her reasons for the withdrawal accompanied by a dated signature. If a withdrawal is conditioned upon an express promise of relief noted in writing at the time of withdrawal and the promised relief is not provided, the matter may be re-submitted within 30 calendar days of the failure to grant the relief promised.

- The withdrawal of an appeal does not preclude further administrative action by the Department regarding the issue under appeal.
- A withdrawn staff complaint shall be returned to the hiring authority for determination of further administrative action.
- Group appeals shall not be withdrawn at the request of the primary appellant unless all of the signatories agree to withdraw the appeal.

54100.12 Referral for Review

After logging an appeal, the appeals coordinator shall assign the appeal for first or second level review as appropriate. Time limits for reviewing appeals shall commence the day following the date of receipt of the appeal form by the appeals office. An appeal response shall not be assigned to any staff member who participated in the action, decision, determination, or review being appealed. Another appropriate person at the same or higher level shall be assigned this responsibility instead.

This does not preclude the following:

- The use of staff to research the appeal issue(s) who are at a lower level than the staff whose actions or decisions are being appealed.
- The involvement of staff who may have participated in the event or decision being appealed, but whose involvement with the appeal response is necessary to determine the facts or provide an administrative remedy, as long as the staff person is not the reviewing authority for the appeal and/or their involvement in the process would not reasonably be expected to compromise the integrity or outcome of the process.

Staff at an Associate Warden or Parole Administrator level shall review and sign off on first level decisions, and the hiring authority (Warden, Regional Parole Administrator, etc.) or designee shall review and sign off second level decisions.

54100.13 Levels of Review

Because the appeal process provides for a systematic review of inmate and parolee grievances and is intended to afford a remedy at each level of review, administrative remedies shall not be considered exhausted until each required level of review has been completed. Cancellation or rejection decisions also do not exhaust the administrative remedies available. As used in this article, "reviewer" means the individual with signature authority for the approval or disapproval of an appeal response completed or drafted at any level.

The appeal process shall consist of three levels of review; the first and second levels are normally reviewed at the institution or parole region, and the third level review occurs at the Department Secretary's level. Third level review shall consist of an evaluation of decisions relative to an appeal including all supporting documentation and modification orders (see DOM §54100.17) issued at the first, second or third level. For each subsequent level of review, the inmate or parolee shall submit the original CDCR Form 602 (and, as necessary, the Inmate/Parolee Appeal Form Attachment, CDCR Form 602-A), with supporting material and explanation stating, in detail, the reason(s) for his or her dissatisfaction with or disagreement with the reviewer's response.

54100.13.1 First Level

All appeals shall be initially filed and screened at the first level unless the first level is otherwise waived. In the institution, the appeals coordinator shall determine the nature of the problem and assign the appeal to the appropriate division head. In the parole division, the regional appeals coordinator shall determine the nature of the problem and assign the appeal to the appropriate administrator. The appeal issue shall be reviewed, the appellant interviewed (see DOM §54100.14), and a response prepared for the division head's review and signed approval. If the appeal is denied at first level, it then may be appealed at the second level.

First Level Bypass

The appeals coordinator may bypass the first level for appeals of:

- A policy, procedure, or practice implemented by the institution head.
- A policy, procedure, practice or rule implemented by the Department.
- An issue that cannot be resolved at the division head's level.

- Serious disciplinary infractions.

54100.13.2 Second Level

Second level is for review of appeals denied at the first level or for which first level review has been bypassed. The second level shall be conducted by the hiring authority, not to be delegated below the level of Chief Deputy Warden, Deputy Regional Parole Administrator, or the equivalent. If the appeal concerns a department-wide policy, rule, practice or procedure, and the first level review therefore bypassed, the second level shall include an interview with the inmate or parolee.

The second level must be completed except for Psychiatric Transfer appeals (see DOM §54100.22), or when appeals are filed directly with the Third Level (such as a complaint about Third Level appeals staff or appeals of a cancellation decision made by the Third Level).

54100.13.3 Third Level

The third level constitutes the Department Secretary's decision on an appeal, and shall be conducted by a designated representative of the Secretary under the supervision of the third level Appeals Chief. The third level of review exhausts administrative remedies; however, this does not preclude amending a finding previously made at the third level. Administrative remedies shall not be considered exhausted relative to any new issue, information or person later named by the appellant that was not included in the originally submitted CDCR Form 602 and addressed through all required levels of administrative review (up to and including the third level, unless the third level of review is waived by regulation).

54100.14 Interviews

In order to provide the appellant the opportunity to clarify his or her issue(s) and the reviewer to ask questions, at least one face-to-face interview with the inmate or parolee shall be conducted at the first level of review, unless:

- The inmate or parolee waives the interview by initialing the appropriate box on the CDCR Form 602. An appellant's waiver of the interview shall not preclude staff from conducting an interview in the event of a staff determination that an interview is necessary.
- The first level review is bypassed, in which case a personal interview will be conducted at the second level unless waived by the inmate on the CDCR Form 602.
- The appeal is a request for a Computation Review Hearing in which case the initial interview shall occur at the second level of review.
- The reviewer has decided to grant the appeal in its entirety.
- The appellant is not present at the institution or parole region where the appeal was filed.
 - In such case, a telephone interview with the appellant shall meet the requirement of a personal interview.
 - The response must note that the interview was conducted by telephone, explain the extraordinary circumstances that required it, and state why a face-to-face interview was not possible under the circumstances described.
 - If the appellant is not available for a telephone interview, the reviewer may request that an employee in that jurisdiction where the appellant is located conduct the interview on behalf of the appeal coordinator and provide a report.
 - If the appeal concerns a disciplinary action and the appellant has transferred, the telephone interview may be waived if the appeals coordinator determines an interview would not provide additional facts.

Regardless of any inmate waiver, if additional clarification is needed, interviews may be conducted at the first or any subsequent level of review when the appeals examiner determines that the issue under appeal requires further clarification.

- In addition, one or more of the participating inmates/parolees shall be interviewed as necessary to clarify issues when group or multiple appeals are processed.
- Interviews may be conducted at the third level as necessary to obtain information not elicited at lower levels or to clarify the appeal issue(s), when the first and second level has been bypassed.

54100.15 Written Response

At each level not bypassed, the original appeal shall be returned to the appellant with a written response providing the reason(s) for the decision. Responses shall be provided in letter or memo format and attached to the CDCR Form 602 submitted by the appellant. Each written response shall contain the appellant's name, departmental identification number, the appeal log number, level of review, and the name of the reviewer and interviewer.

The written response shall accurately describe the matter under appeal and fully address the relief requested. Responses shall be objective and professional, and shall provide a reasonable finding in light of the facts and arguments presented. If the decision is a partial grant of the appellant's requested action(s), the response shall clearly state which action(s) or relief has been granted, granted in part, or denied, and shall also state the action taken.

54100.15.1 Appeal Response to Offenders Released on Non-Revocable Parole (NRP)

An appeal response intended for an offender released on NRP, including follow-up and final responses, shall be sent to the last known address of record on file provided upon release for the purpose of formal post incarceration contact. If contact is unsuccessful or if the parolee does not provide an address (as in the case of self parole), the appeal will be answered without an interview as follows:

- If the issues cannot be addressed without an interview to clarify the issue(s) and/or the action(s) requested, the appeal shall be denied on the basis that the appellant is unavailable for interview. The appeal will be processed and the final appeal response shall note the effort made by the appeals coordinator to contact the appellant. The final response will be submitted to the appellant's central file.
- If the issues warrant a grant or a partial grant absent an interview, the appeal will be answered without an interview, noting the issues and requested action(s) that are granted or partially granted. A modification order will be issued to complete the actions granted. The final appeal response will be submitted to the appellant's central file.

54100.16 Fixed Time Limits

In order to afford a timely review, the appeal shall be filed within 30 calendar days of the occurrence of the event or decision being appealed or of the inmate or parolee's knowledge of the action or decision being appealed, or of receiving an unsatisfactory response to an appeal filed at the previous level, unless otherwise specified in this article. The acceptance, under exceptional circumstances, of an appeal beyond the 30 day policy is at the discretion of the appeals coordinator or third level Appeals Chief. The basis of this discretion shall be compelling evidence or receipt of new information, such as documentation from health care staff that the inmate or parolee was medically incapacitated and unable to file, supporting the conclusion that the appeal should be subject to further review.

All appeals shall be responded to and returned within the following time limits:

- First level responses shall be returned within 30 working days.
- Second level responses shall be returned within 30 working days.
- Third level responses shall be returned within 60 working days.

With regard to time frames for response processing, "day one" commences the next working day following receipt of the appeals form by the appeals office. Exceptions to the above time limits may be authorized by the appeals coordinator in the event of:

- Unavailability of the inmate/parolee, or involved witnesses.
- Complexity of the decision, action, or policy requiring additional research by responding staff.
- Necessary involvement of other agencies or jurisdictions.
- Reopening of a lower level decision at the direction of the third level.
- The normal time requirements for review and action on appeals has been suspended pursuant to a state of emergency as defined by 15 CCR §3383(c).

Except for the third level, if an exceptional delay prevents completion of the review within the specified time limits, the inmate or parolee shall be informed, in writing, of the reasons for the delay and estimated completion date.

54100.17 Modification Orders

A modification order is a formal instruction by the institution, parole region, or third level Appeals Chief directing a previous decision to be modified or reconsidered. Modification orders issued by the institution or the parole region at the first and second level shall be completed within 60 calendar days. Reasonable documented proof of completion of the modification order shall accompany the completed order, or a statement shall be added by the responder clarifying the action taken and why documentation is not available.

- If, due to extraordinary circumstances, the modification order cannot be completed within these time limits, staff responsible for compliance shall notify the appeals coordinator of the reason for delay

and provide a projected date of completion. The appeals coordinator shall use this information to assign a new due date, and then enter this information in the tracking system.

- Staff responsible for complying with the modification order shall advise the appeals coordinator every 30 calendar days of the reason for delay and provide an updated projected completion date until the modification order is completed.
- All time constraints for an appellant to submit an appeal to the next level are considered postponed up to 120 days until completion of a previous level modification order.
- However, if the modification order is not completed after 120 calendar days of the initial issuance date, the appellant may submit the appeal to the next level for administrative review within 30 calendar days.

Modification orders issued at the third level shall be subject to the same time constraints as local modification orders, i.e. 60 calendar days.

- If it is not possible to comply within this timeframe, the institution or parole region shall notify the third level Appeals Chief in writing of the reason for the delay and provide a projected completion date.
- Updates on any delay shall be provided to the third level Appeals Chief every 30 calendar days.

Appellants shall be advised by the appeals coordinator of the reason for modification order delay and the anticipated date of completion.

- This process shall occur every 30 calendar days until the modification order is completed.
- Any third level appeal submission must occur within 30 calendar days of receiving a modified second level appeal response.

Upon completion of a third level modification order, the institution/parolee region shall provide a proof of compliance memorandum to the third level Appeals Chief containing evidence of compliance with the name, signature and title of the person fulfilling the modification order. As necessary, a statement shall be added by the responder, clarifying the action taken.

If the appellant transfers prior to the completion of the modification order, the originally assigned institution or parole region shall retain responsibility for completion of the modification order.

In cases where a modification order is issued on an emergency appeal, the order shall specify the timeframe for the completion of the action granted. The appeals coordinator (if granted at the second level), and the third level Appeals Chief or designee (if granted at the third level), shall notify the hiring authority expeditiously of the emergency timeframe for completion of the granted action and confirm that notification was received.

54100.18 Appeal Processing Responsibilities Involving Two Departmental Institutions/Regions

When an inmate/parolee files an appeal at one institution or parole region, and is then transferred prior to the appeal response being completed, the sending institution/parole region shall continue to complete the response.

The receiving institution/parole region shall provide assistance as needed by the sending institution/parole region, including but not limited to coordinating and/or interviewing the appellant, to facilitate the timely completion of the appeal response.

- When an inmate/parolee has been transferred and files an appeal at the receiving institution or parole region of an action taken by the sending institution/parole region, the receiving institution or parole region shall date stamp the appeal and forward it to the sending institution/parole region for processing.
- When an inmate has been transferred and files an appeal concerning property loss or damage, the provisions of DOM §54100.23.2 shall apply.
- When an inmate has been transferred and is appealing a disciplinary action, the first level and, if applicable second level review, shall be conducted by the staff of the institution where the infraction took place. Interview(s) may be waived upon appeals coordinator determination that obtaining additional information will not affect the outcome of the appeal.

Interviews may be conducted by telephone pursuant to procedures set forth in DOM §54100.14.

Appeals on actions taken at contract facilities shall be handled by the institution or parole region responsible for the management of the facility, regardless of an emergency placement in an institution for security purposes.

Time limits on appeals forwarded to sending institutions/parole regions for response shall not commence until received by the responding institution/parole region.

54100.19 Emergency Appeals

An emergency appeal is defined as an urgent matter wherein disposition according to the regular time limits would subject the inmate or parolee to a substantial risk of personal injury, or cause other serious and irreparable harm to the inmate or parolee. Emergency appeals should not, however, be used by inmates or parolees as a substitute for verbally or otherwise informing staff of an emergency situation requiring immediate response.

Examples include but are not limited to:

- Threat of death or injury due to enemies or other placement concerns.
- Serious or imminent threat to health or safety.

The inmate/parolee shall clearly substantiate in writing the need for emergency handling of the appeal and send it directly to the appeals coordinator, who shall determine whether an emergency exists and so inform the inmate/parolee. The appellant shall also be notified in the event that the appeal does not satisfy the definition of an emergency, meets regular processing criteria, or is rejected for the specific reason(s) cited.

- If emergency processing is warranted, the first level shall be bypassed and the second level review shall be completed within five working days.
- If dissatisfied with the second level response, the appellant may resubmit to the appeals coordinator who shall electronically transmit it to, and confirm receipt by, the third level Appeals Chief for third level review.
- The third level review shall also be completed within five working days of receipt.

54100.20 Appeal of Disciplinary Actions

A disciplinary action is not considered complete until all processing requirements including the hearing, postponement and any re-hearing are completed as evidenced by the signature of the Chief Disciplinary Officer (CDO).

- A second level review shall constitute the Department's final action of appeals of disciplinary actions of a CDC Form 115, Rules Violation Report (RVR) classified as "administrative" (15 CCR §3314) and of Custodial Counseling Chronos (CDC Form 128-A) documenting minor infractions, and shall exhaust administrative remedies on these matters.
- The date of the final RVR copy issued to the appellant shall serve to establish time limits for filing an appeal of the RVR, not the date of the disciplinary hearing.
- Inmates who wish to exhaust their administrative remedies for serious disciplinary issues must appeal through the third level of review.

The appeal review, at the first and second levels, shall not be delegated to a rank lower than the person who audited the disciplinary under appeal.

Regardless of what issue an appellant may raise concerning his or her RVR, the reviewer shall determine whether all due process and procedural requirements were met. Each disciplinary appeal submitted by an inmate or parolee shall be reviewed on the basis of conformance with the provisions of the Penal Code, the California Code of Regulations Title 15, Division 3, Rules and Regulations of Adult Institutions, Programs and Parole, and Chapter 5 of the Operations Manual — Custody and Security Operations.

When the reviewer of a disciplinary appeal determines that there was an error in either the due process or procedural requirements, or determines that the disciplinary finding was not supported by a preponderance of evidence presented at the hearing, one of the following remedies shall be considered:

- The original disposition shall be vacated and the charges dismissed.
- The RVR shall be modified.
- Vacating the original disposition accompanied by a reissuance and rehearing of the charges.

When a disciplinary disposition is vacated or modified by appeal, the second level responder shall either direct that the RVR be removed from the inmate's C-File pursuant to 15 CCR §3326, or order that the changes as mandated by the appeal decision be made with appropriate annotations entered on file documents.

54100.20.1 Dismissal of the Charges

The original disciplinary disposition shall be vacated and the charges dismissed if the reviewer determines that any of the following circumstances apply or are evident:

- The finding was based on information that was later determined to be false or unsubstantiated and the remaining evidence is not sufficient to support the charge.
- There has been a significant lapse of time which makes it improbable,

if not impossible, for the accused to present an adequate defense.

- Witnesses of significant import, either staff or inmates, are no longer available and their absence prevents the accused from presenting an adequate defense.

54100.20.2 Modification of the RVR or of the Disposition

The RVR normally shall be modified when all due process was afforded the appellant and errors identified during the review process are clearly minor or procedurally insignificant. Reasons for modifying the RVR include, but are not limited to:

- Clerical errors and typographical mistakes that have no bearing on the charge and do not inhibit the ability of the accused to understand the charge and present an effective defense
- Adding a notation to the RVR disposition to satisfy fundamental procedural requirements, including when the hearing failed to document the disposition of any contraband item or substance related to the RVR.

The disciplinary disposition shall normally be modified when all due process was afforded the appellant and the evidence presented supports an equal classification but different offense, a lesser included offense, the imposition of a mandated sanction or the removal of a disposition or sanction that was improperly imposed. When the classification of the RVR and/or the disposition is not consistent with the evidence presented for which the appellant was found guilty, the following remedies shall be considered:

- If the RVR is classified higher than required for the specific act, the division shall be corrected and the assessed credit forfeiture shall be modified to within the range allowed for the corrected division.
- If the RVR is classified correctly, but the assessed credit forfeiture was greater than that allowed for that division, the assessed credit forfeiture shall be reduced to within the range allowed for that division.
- If the RVR is correctly classified, but the assessed credit forfeiture was less than that allowed for that division, the assessed credit forfeiture shall be reduced to zero.
- If the RVR is classified lower than that required for the charged offense, the division shall be corrected and the assessed credit forfeiture shall be reduced to zero.
- If the hearing official imposed a disposition or sanction (other than credit loss) that was not authorized by regulation, the unauthorized disposition and/or sanction shall be rescinded.
- If the hearing official imposed the incorrect level of a disposition or sanction (other than credit loss) than that mandated by regulation, the disposition and/or sanction shall be corrected. Such impositions shall be calculated from the date of the RVR hearing or when they should have been imposed pursuant to law or regulation.

54100.20.3 Rehearing of the Charges

The original disposition shall be vacated and a new hearing ordered if the reviewer determines that any of the following circumstances apply or are evident:

- The accused was not given copies of required documents within specified time limits before the hearing and did not waive the time limits.
- The appellant requested but was not allowed to review a videotape or photographic evidence at least 24 hours prior to the hearing (or within 24 hours of the hearing if he or she waived the 24 hour period).
- The charge was based upon confidential information and the accused was not given a copy of the CDC Form 1030, Confidential Information Disclosure
- Confidential information was used and the disciplinary finding did not address the reliability of the source and the validity of the information.
- The disciplinary hearing officer failed to articulate the reasons for finding the accused guilty, the evidence relied upon to make the disposition, or failed to note the reasons why the reporting employee or witness was not present or the reason(s) why time constraints were not met.
- The accused was inappropriately denied witnesses or denied witness statements or testimony which would have contributed to the accused's defense.
- The senior hearing officer and the accused stipulated to what the witness testimony would be and waived the requested witness' presence at the the hearing, but the stipulation was not documented in

the hearing portion of the RVR.

- Failure to obtain and document the appellant's waiver of the reporting employee's presence at the disciplinary hearing, when the appellant previously requested the reporting employee's attendance.
- The reasons why the hearing was postponed beyond time constraints or the reasons for denying the appellant's written request for postponement have not been provided, or if provided, are unsound and unsupported.
- Failure to document the justification, consistent with regulatory expectations, of why the hearing was suspended.
- The accused was not allowed to speak or present documentation in their own defense or the hearing officer failed to articulate the defendant's statement made at the time of the hearing in the body of the RVR.
- The accused was not assigned a staff assistant or language interpreter if required.
- An investigative employee (IE) was not assigned if required or the IE did not properly carry out their duties, and it appears that such an investigation was needed.
- A staff assistant did not properly perform his or her required duties or did not meet with the appellant at least 24 hours prior to the RVR hearing.
- The hearing official engaged in activities that would lead to a predetermined belief on their part with respect to the appellant's guilt or innocence relative to the matter in question.

54100.20.3.1 Holding the Rehearing

A decision to order the rehearing of disciplinary charge functions to void the disposition of the RVR being appealed. When a disciplinary charge is ordered reheard, a new RVR shall be written and processed.

- The disciplinary time constraints for holding a rehearing shall begin on the date the CDO orders a rehearing and shall conform to those for original processing, except when an inmate/parolee is being returned to a facility for a disciplinary rehearing, the time constraints shall begin upon the inmate/parolee's return to that facility.
- The circumstances section of the RVR shall indicate that the RVR is a re-issue resulting from a CDO's order to correct a noted deficiency. The statement shall include the date of the order.
- When a disciplinary action is ordered reissued and reheard, the original disciplinary disposition shall be vacated and no longer have effect. Any appeal of the original disciplinary disposition shall be cancelled unless there are other issues that are not resolved by the dismissal and rehearing of the original charge. If the appeal contains other issues not directly arising from the disciplinary action, those issues shall be addressed while noting that the disciplinary issues will not be addressed.

54100.20.3.2 Time Limits

Time limits for holding a rehearing shall conform to those specified in 15 CCR §3320 for processing the original charge.

54100.20.3.3 Notifications

If the inmate remains at the institution where the behavior causing the original charge occurred, the appeals coordinator shall ensure that responsible staff are notified of the rehearing order and reasons for the rehearing. The notification shall be in writing and shall be conveyed to staff responsible for conducting the rehearing.

54100.20.3.4 Classification and Parole Representative (C&PR) Collaboration

If the inmate has been transferred, and the decision is to have him or her returned for the hearing, the appeals coordinator shall be responsible for notifying the institutional C&PR of said decision.

- The institutional C&PR shall arrange with the other location, where the inmate resides, for the inmate's case to be reviewed by the CSR for endorsement and prompt return to afford staff the opportunity of a timely hearing of the RVR.
- Time constraints for conducting a rehearing under these circumstances shall not begin until the inmate has been returned to the institution where the hearing will be conducted.

If the inmate has been transferred and the decision is made not to have him or her returned for the hearing, the C&PR working with the facility that issued the disciplinary charges shall arrange for all necessary documents to be sent to the receiving institution to facilitate the disciplinary hearing within

time constraints and one of the following shall occur:

- Staff at the receiving institution shall hear the disciplinary report and afford the appellant access to witnesses via a speaker phone or its equivalent or
- Staff from the institution that issued the disciplinary report shall travel to the receiving institution and conduct the hearing providing for witnesses via speaker phone or its equivalent.

54100.21 Transfer Appeals

A decision for transfer to another institution or facility may be appealed by the affected inmate after endorsement by the Classification Staff Representative (CSR). The filing of an appeal by the inmate shall not routinely stay or delay the pending transfer except in extraordinary circumstances and at the discretion of the Warden or designee.

- For appeals of regular transfer endorsements:
 - The first level review is waived.
 - If the appeal is granted at the second level, the appellant's case shall be presented to a second CSR for reconsideration.
 - If the second CSR disagrees with the institution's decision, the institution head may submit the case to the Department Review Board (DRB) for final decision.
 - If the appeal is denied at the second level, or the institution head does not refer the case to the DRB, the inmate/parolee may appeal to the third level.
- For appeals of reception center transfers:
- First level review shall be conducted by reception center staff at the level of correctional administrator.
 - If the appeal is granted, the inmate/parolee may be retained at the reception center until the case is presented to a second CSR only if the proposed transfer poses a threat to the health or safety of the appellant.
 - If the second CSR disagrees with the first level appeal decision, the inmate/parolee may resubmit the appeal for second level review.
 - Second level review shall be conducted by the institution head, who may retain the inmate/parolee at the reception center as a second level review action and refer the appeal to the DRB for resolution. The DRB's decision shall constitute final review.

54100.22 Psychiatric Transfer Appeals

An inmate who is involuntary transferred to the California Medical Facility (CMF)—Department of Mental Health, Atascadero State Hospital, Patton State Hospital, Coalinga State Hospital or Salinas Valley Psychiatric Program for psychiatric reasons may appeal that action, utilizing a CDCR Form 602 directly to the third level within 30 days of the hearing decision on the need for involuntary transfer. A copy of the hearing decision shall be attached to the appeal form, but the absence of such documentation shall not be cause for rejection of the appeal.

54100.23 Lost or Damaged Property

When an inmate or parolee believes that the State is responsible for the loss of or damage to his or her personal property, he or she shall first attempt to resolve the matter with either the departmental employee on duty at the time and place that the damage or loss was first realized or identified or alternatively, the employee best able to address the alleged loss or damage.

- To facilitate resolution, copies of any relevant documentation concerning the lost or damaged property should be presented.
- In the event of an apparent loss or damage during transfer, the complainant shall first contact staff at the receiving institution to establish whether the property did or did not arrive, and in what condition.
- If this attempt at resolution of the problem is unsuccessful, the inmate/parolee may file an appeal on CDCR Form 602.

54100.23.1 Appeals of Lost or Damaged Property

All property loss or damage arising from the same departmental event or action shall be included by the appellant in one appeal form. Such appeals are subject to rejection if relevant documentation is not attached, including a signed copy of the CDC Form 1083, Inmate Property Inventory.

Staff assigned to respond to appeals alleging property loss or damage shall conduct a thorough examination of all documents submitted and any other pertinent information that will assist in resolving the property claim including, but not limited to:

- A thorough search for the lost property.
- Inspection and assessment of the damaged property.
- Interviews, especially when documentation identified staff who handled the property.
- Review of departmental records, including but not limited to, property receipts, property transfer receipts, property control cards, and property inventory sheets.

Any decision denying a property claim shall inform the inmate/parolee of the right to file a claim directly with the Victim Compensation and Government Claims Board (VCGCB) (formerly Board of Control) and shall provide instructions for such filing. An inmate/parolee who wishes to file a claim with the VCGCB shall adhere to the timeframes governing these claims which may be more restrictive than the CDCR appeal process and may require the appellant to file a claim prior to receiving a final decision on his or her CDCR appeal.

First and second level appeals concerning lost or damaged property shall be processed at the institution/parole region where the loss or damage occurred. All provisions of this article concerning property loss or damage apply to inmates housed in a contract facility, including inmates transferred to or from a contract facility.

54100.23.2 Inmate Appeals of Lost or Damage Property During Transfer

Appeals alleging property loss or damage following a transfer, regardless of where the loss or damage occurred, shall be submitted to the appeals coordinator at the receiving institution. The receiving institution appeals coordinator shall:

- Date stamp the appeal.
- Conduct an initial review of the appeal for conformance with appeal processing requirements, including time constraints, missing signatures, and supporting documents.
- Review the appeal and determine which institution shall respond to the appeal in accordance with the following:
 - If able to determine that the property loss or damage occurred some time after the property arrived at the receiving institution, or if records indicate that the property was issued to the appellant at the receiving institution, the receiving institution appeals coordinator shall process the appeal.
 - If unable to determine where the loss or damage occurred, or information suggests that the loss or damage occurred prior to arrival at the receiving institution, the appeal shall be forwarded to the sending institution for review. Upon receipt, the sending institution appeals coordinator shall date stamp and process the appeal.

The transportation unit or any facility that housed the appellant or the property in question in transit during the transfer shall assist and provide any information necessary for a thorough review of the property claim. The first level response shall instruct the appellant, if dissatisfied, to resubmit the appeal to the receiving institution for a second level review. Exceptions, where the sending institution would be expected to complete the second level response, include but are not limited to:

- The appellant was not in possession of the property at the time of transfer.
- The property was not sent with the appellant by the sending institution.
- The property loss or damage occurred at the sending institution.

54100.23.3 Parolee Appeals of Lost or Damaged Property during Release To Parole

When a paroled inmate alleges property loss or damage, the parolee shall submit the appeal to the institution where he or she last relinquished the property, unless the parolee has documentation to indicate the property was in the possession of another CDCR entity. Parolees who relinquished their property to a federal, county, or other State agency official should seek resolution directly with that entity. When it is established that the Department is responsible for a parolee's property loss or damage during release to parole, the sending institution shall settle the claim, regardless of where the loss or damage occurred.

54100.23.4 Granted Property Appeals

Unless otherwise specified in this Article the facility where the property loss or damage took place shall settle the claim. If the loss or damage took place during transit, or staff are unable to determine where the loss or damage occurred, the sending institution shall settle the claim. When the property

loss or damage occurred during transit between the sending and receiving institutions, a copy of all granted property claims shall be forwarded to the Director, Division of Adult Institutions, for corrective action if warranted.

If a property appeal is granted, an attempt shall first be made by staff to use local resources to substitute for or replace lost or damaged property at no cost to the State, or to repair the item at the institution's expense. An inmate/parolee's refusal to accept repair, replacement, or substitution of like items and value shall be cause to deny the appeal.

- When denying an appeal on the basis of appellant's refusal to accept like item and value substitution, the reviewer must state why they believe the replacement offered is considered a like item of equivalent value.
- Monetary compensation to the inmate/parolee shall be considered only if repair is not possible, and replacement or substitution of like items of equivalent value are not available.
 - Both a first and second level review is required prior to awarding a monetary reimbursement for lost or damaged property. First level responses recommending a monetary reimbursement shall instruct the appellant to resubmit the appeal for a second level review. The second level review may affirm, modify or deny the first level recommendation.
 - Actual monetary reimbursements shall not exceed limits imposed in accordance with the Personal Property provisions of 15 CCR §§ 3190-3195.

Monetary claims for amounts of \$100 or less are filed with and settled by the Department directly. Under Government Code Section 935.6 the VCGCB may authorize the Department to settle and pay claims for higher amounts. In the event such delegation is granted, guidance provided by departmental accounting officials specific to this matter shall be prevailing.

- The distribution of completed second level property appeals for \$100 or less includes:
 - Original to appellant.
 - Copy to institution or parole region appeals coordinator.
 - Copy to institution accounting office (inmate cases).
 - Copy to Central Office accounting office (parolee or reentry cases).
 - Copy to institution or parole region records.
- Before payment of any granted claim, the inmate/parolee shall discharge the State in writing from further liability for the claim pursuant Government Code Section 965. The original of this discharge shall be maintained in the institution/parole region accounting office and the inmate/parolee shall be provided a copy.

54100.23.5 Granted Third Level Appeal

If the Secretary's level action is to grant and/or endorse a monetary claim, a written response shall be prepared, attached to the appeal package, and returned to the appellant.

- Copies of granted appeals for claims of \$100 or less shall be forwarded by the third level Appeals Chief to the hiring authority for payment as described in DOM §54100.23.4.
- Additional copies shall be sent to the appeals coordinator, and to the records office for inclusion in the appellant's file pursuant to DOM §54100.23.4.

Granted second level appeals exceeding \$100 shall require third level review and VCGCB approval prior to payment.

- Copies of granted appeals for claims over \$100 shall be forwarded by the third level Appeals Chief to the VCGCB.
- Additional copies shall be forwarded to the hiring authority for inclusion in the appellant's file, to the appeals coordinator, and to the institution or Central Office accounting office BSS as appropriate pursuant to DOM §54100.23.4.

54100.24 Conditions of Parole Appeals

Inmates or parolees may appeal discretionary imposition by the Department of special and additional special conditions of parole, requesting removal or amendment of any condition unnecessary for public safety, security or rehabilitation purposes. Prior to filing an appeal, a request to remove or amend an imposed condition or conditions may first be made via a written request (CDCR Form 22) directed to the assigned parole agent and submitted in accordance with the provisions of the Request for Interview, Item or Service article (DOM §54090).

- Specific reasons for objection to the condition(s) in question shall be

stated and any necessary supporting document or information attached to the request.

- An appeal of parole conditions shall be reviewed and signed at the Second Level of Review.

Review and Time Limits

An appeal regarding a request to remove or amend one or more of the condition(s) of parole shall be filed within 30 calendar days of imposition or within 30 calendar days following receipt of the written confirmation of the supervisor's decision to uphold the condition(s) as originally imposed (With respect to supporting document requirements, see DOM Section 54100.8).

- The first level review shall be waived and the second level of review shall be completed by the regional parole administrator or designee.
 - Appeals of special conditions of parole shall be addressed by the parole region.
 - If the appeal is sent to the institutional appeals coordinator by mistake, it shall be forwarded to the appropriate parole region and the inmate/parolee notified that the appeal has been forwarded.
- The appellant, if dissatisfied with the second level of review, shall forward the appeal to third level.

54100.24.1 Parole to County of Last Legal Residence

Appeals on release to county of last legal residence shall not be accepted until the CDCR Form 611, Release Program Study/Parole Assessment (RPS) has been returned to the institution by the parole region. Institution caseworkers, upon receipt of an appeal alleging safety concerns in the county of last legal residence, shall review and compare the factual information contained in the inmate's C-File. This review shall include a personal interview with the inmate and all information obtained shall be documented by the caseworker on a CDC Form 128-B. A copy of the CDC Form 128-B shall be attached to the appeal prior to submission to the parole region. The appeal shall be sent to the regional appeals coordinator where the RPS was completed, who shall route the appeal to the appropriate assistant RPA for first level review. The RPA shall conduct the second level review. The inmate/parolee may appeal to the third level Appeals Chief if dissatisfied with the second level response.

54100.24.2 Re-entry Program Placement or Denial

Appeals of placement in specific reentry locations or programs shall be sent directly to the appeals coordinator of the parole region from where the decision occurred. The first level review of the placement decision shall be conducted by the supervisor of the staff member who made the decision. The Regional Administrator or designee shall conduct second level reviews.

The appellant may, if dissatisfied, forward the appeal to third level.

54100.25 Staff Complaints

An inmate/parolee appeal which alleges facts that would constitute misconduct by a departmental employee shall be logged as a staff complaint by the appeals coordinator only after review and categorization as a staff complaint. Such review must be completed by an employee designated by the hiring authority at a level not below Chief Deputy Warden, Deputy Regional Administrator or equivalent.

- In the context of this Article, "staff misconduct" means staff behavior that violates or is contrary to law, regulation, policy, procedure, or an ethical or professional standard.
- Confidentiality of a staff complaint may be achieved through submission as confidential correspondence addressed to any official having responsibility for the custody, parole supervision or care of the inmate or parolee appellant. Hiring authorities receiving such allegations shall, in addition to the requirements of this article, ensure that the procedures and safeguards pertaining to Employee Misconduct investigations/Inquiries (see DOM §31140.4) are satisfied.
- Unless circumstances suggest a potential threat to the safety and security of the institution or persons, appeals which generally allege misconduct but provide no facts or evidence of behavior that could be construed as misconduct, shall ordinarily be rejected and sent back to the sender for additional information. If the appellant does not provide the requested clarification of the alleged misconduct the appeal need not be processed as a staff complaint.
- This process is distinct from the filing of a citizen's complaint lodged pursuant the provisions of Penal Code §832.5 by a person not under the jurisdiction of the Department.
- A staff complaint alleging excessive or inappropriate use of force shall be addressed pursuant to the procedures set forth in 15 CCR §§ 3268-3268.2.

- Upon referral after date stamping, the hiring authority of the involved area will review and/or respond to any staff complaint except those filed directly against the hiring authority or above.

When an appeal is received alleging staff misconduct that also includes issues such as property complaints, classification actions, or other issues, the appeals coordinator will:

- Inform the inmate/parolee in writing that the appeal will be addressed as a “staff complaint” and that other appeal issues(s) may only be appealed separately and resubmitted if the intention is to seek resolution of those issues.
- 30 day time constraints for the additional appeal begin the date the inmate/parolee receives notice from the appeals coordinator of the above determination.

In the event the hiring authority makes a determination that the complaint will not be categorized as a staff complaint, it shall be processed as a routine appeal based upon the issues raised including those alleged as misconduct. The appeal response must show why the appeal did not meet criteria for processing as a staff complaint, explaining how the issues raised were not indicative of misconduct.

54100.25.1 Rights and Responsibilities Statement

An appeal that alleges misconduct by a departmental peace officer as defined in 15 CCR §3291(b) shall be accompanied by the 15 CCR §3391(b) Rights and Responsibility Statement.

- An appeal received without such statement shall be processed and the statement obtained from the appellant at the time of the initial appeal interview.
- Should the inmate/parolee refuse to sign the Rights and Responsibilities Statement, the appeal shall be cancelled for lack of cooperation.
 - Cancellation does not relieve the Department of its responsibility to address alleged staff misconduct as revealed or suggested via the cancelled appeal. Therefore, the appeal shall be returned to the hiring authority for determination if an inquiry remains appropriate in light of the refusal to cooperate.
 - The result of any such inquiry shall not be shared with the appellant and the appellant will not be considered to have exhausted administrative remedies.

54100.25.2 Processing of Staff Complaints

No less than weekly (within five working days), complaints alleging staff misconduct will be presented by the appeals coordinator to and shall be reviewed by the hiring authority or designee who shall make a determination whether the allegation will be processed as a staff complaint. That determination shall consider whether the appeal alleges staff behavior which would be a violation of law, regulation, policy, procedure or prevailing professional or ethical standards. Such misconduct need not be the focus of the appeal, but if facts are alleged which suggest misconduct, the matter must be referred to the hiring authority to determine the following type of processing:

- As a routine appeal, but not as a staff complaint, as there is no evidence to suggest staff misconduct.
- As a confidential staff complaint appeal inquiry as the nature of the allegation or the lack of evidence makes adverse action unlikely.
- As a referral to Internal Affairs for an investigation as the evidence or the circumstances suggest that adverse action is likely if the allegations are proven.

The employee shall be notified as soon as possible in accordance with any applicable bargaining unit agreement when an appeal is accepted as a staff complaint unless the hiring authority determines that the matter involves a confidential investigation that would be compromised by such notice.

If the hiring authority makes a determination that the complaint warrants an Internal Affairs investigation, the following shall occur:

- The appeals coordinator shall bypass the first level review and respond at the second level, noting that the appeal is granted or partially granted and referred for an Internal Affairs investigation.
- An Internal Affairs Investigation Request shall be completed and forwarded to the Office of Internal Affairs with all accompanying information and documentation.
- Upon completion of the investigation, the appellant shall be notified of the outcome.

When an allegation does not warrant an Internal Affairs investigation or the matter is declined by the Office of Internal Affairs, but does warrant an

inquiry, the following shall occur:

- The appeals coordinator will assign the staff complaint for a first or second level response at the discretion of the hiring authority.
- A Confidential Appeal Inquiry shall be conducted in conjunction with the review response.
 - Review and approval of the Confidential Appeal Inquiry supplement by the hiring authority or their delegated representative no lower than the level of a Chief Deputy Warden or equivalent shall occur.
 - The appellant need not be interviewed by the person preparing the appeal response if a confidential inquiry has been completed.
 - The appeal inquiry supplement with a red cover sheet attached, designating it as confidential, is to be placed in the appeal file. The appellant will not be provided a copy.
- After completing interviews with pertinent witnesses, the subject of the staff complaint may be interviewed (if necessary to reach a determination) by a person trained to conduct administrative reviews. A Notice of Interview shall be served at least 24 hours prior to such interview.
 - If the subject chooses to waive the 24 hour requirement, he or she must indicate this at the time he or she is given notice.
 - Upon voluntary waiver, the subject may be interviewed immediately, if desired.
- At the time of the interview the subject of the interview shall be served with an Admonishment of Rights which is to be signed prior to any interview.
 - The subject may request to record the interview and will be allowed to retain their copy of the recording. However, under such circumstances, a concurrent separate recording shall be made by the Department and retained in the appeal office. Only the subject can initiate a request to record the interview.
 - Pertinent witnesses are those individuals in possession of information or knowledge necessary to come to a reasonable conclusion as to whether or not policy was violated.
 - The witnesses need not be noticed or admonished, nor shall a witness be allowed to record the interview or have a representative present.
- If at any time during the course of the appeal inquiry the reviewer discovers information indicating misconduct may have taken place of a severity that would likely lead to adverse personnel action the reviewer shall:
 - Cease further interviewing of staff or inmates/parolees.
 - Bring the matter to the attention of the hiring authority.
 - The hiring authority shall make a determination whether the matter will be referred for Internal Affairs investigation.
- The confidential inquiry shall review the information available to determine whether policy was violated and the confidential report shall summarize the review and include a determination of the findings concerning the allegation.
 - The author of the report shall provide sufficient facts and testimony to reasonably support the conclusion(s) given.
 - This report shall be kept with the appeal file in the Appeals Office and no other copies shall be kept or maintained except as described in this subsection or as needed for third level review or litigation. The document is strictly confidential to all inmates and any staff except those involved in the inquiry process or litigation involving the Department.
 - Accused staff may view the confidential report in the appeals office upon approval of the Litigation Coordinator, but if any information relating to other staff is contained therein, a copy shall be made and that confidential information redacted prior to the review. Neither the original nor the copy shall leave the appeals office (except as specified above) and any redacted copy shall be placed with the original after review.

The institution/parole region's appeal response to a staff complaint shall inform the appellant of the status of the referral for investigation and outcomes as follows:

- The referral for investigation and the status of the investigation. Additionally, the appellant shall be notified of the outcome at the conclusion of the investigation.

- The decision to conduct a confidential inquiry and whether the findings determined that the staff in question did or did not violate department policy with regard to each of the specific allegations(s) made.
- In the event that the matter is rejected by Office of Internal Affairs (OIA) due to insufficient evidence and the hiring authority elects not to complete an inquiry because the OIA review is sufficient to exonerate staff, the appellant shall be noticed that a finding has been made that policy was not violated.

An appeal alleging staff misconduct by an appeals coordinator shall be reviewed by the hiring authority for determination of processing. If accepted for processing at the first level, neither the appeal response nor the Confidential Supplement to Appeal, Appeal Inquiry shall be prepared or reviewed by staff assigned to the Appeals Office.

54100.26 Civil Addict Exclusionary Review

Exclusion is the process by which a civil addict/releasee is returned to the court of original jurisdiction with a recommendation to vacate the civil commitment because of the individual's unsuitability for the civil addict program.

- Pursuant to Welfare and Institutions Code Section 3053(a) and 15 CCR §3625(b) unsuitability is based on staff judgment that a civil addict/releasee is not fit for confinement or treatment, not amenable to supervision, has not or is not available for supervision, and/or has a history of absconding.
- Prior to being forwarded to the committing court, the documented staff judgment, including reasons, rationale, and conclusions reached pertaining to the exclusion decision shall be provided to a civil addict/releasee.
- Unless the exclusion decision is based upon a commitment to prison, deportation or releasee-at-large status, the incarcerated civil addict/releasee may request a review of the decision for the purpose of retention in the civil addict program.
- Prepared documentation shall be held for 30 calendar days to afford time for such requests submitted by the incarcerated civil addict/releasee. Absent objection prior to the end of the 30th calendar day, the documentation shall be forwarded to the committing court.

54100.26.1 Exclusion Recommendation Appeal

An incarcerated civil addict/releasee shall appeal the exclusion recommendation as follows:

- Civil addicts in the institution are notified of intention to exclude initially in Unit Classification Committee (UCC). Objection to this decision during committee automatically acts to refer the exclusionary recommendation to the Institutional Classification Committee (ICC).
- Other appeal processes notwithstanding the UCC functions as the first level of review and the requirements for second level of review are satisfied by the ICC.
- The ICC recommendation is the final departmental decision and exhausts administrative remedies in this matter.

If retention in the civil addict program is not the outcome of the appeal, the civil addict/releasee shall be officially notified of exclusion by receipt of a copy of the exclusionary letter to the committing court.

54100.27 Health or Safety Complaint (CALPIA)

Inmates employed by CALPIA shall submit any complaint concerning perceived health or safety hazards relating to prison industries to the prison industries' safety committee, in accordance with Labor Code (LC) and Industrial Relations regulations.

- The CDCR Form 602 shall not be used for the purpose of such complaints. A Cal/OSHA form for the reporting of alleged safety or health hazards may be used, but is not required.
- A health and safety complaint should not be used by inmates as a substitute for verbally or otherwise informing staff of an urgent health or safety situation requiring immediate response or action.

An inmate who believes a health or safety hazard exists in a CALPIA operation is afforded the opportunity to submit a written complaint.

- The complaint shall be deposited in a readily accessible complaint box or presented to any CALPIA staff member, including the inmate supervisor, member of the health and safety committee, or the affected shop superintendent or their equivalent.
- Any CALPIA staff member receiving a written health and safety complaint for an inmate worker shall direct it to the health and safety committee for review and response.

If the inmate finds the committee's conclusions to be unsatisfactory for any reason, he or she may request the complaint be forwarded to the Department of Industrial Relations, Division of Occupational Safety and Health (DOSH).

- The CALPIA Health and Safety Unit shall coordinate the submission of any health and safety complaint submitted pursuant to this section which cannot be resolved by the Safety Committee or for which the complainant is not satisfied to DOSH.
- DOSH shall determine whether any complaint is bona fide and respond in accordance with the requirements of LC Subsection 6304.3(b).

Should the inmate believe that retaliatory action has taken place as a result of the complaint, the inmate may file a CDCR Form 602 appeal of this alleged retaliation with the institution appeals coordinator.

54100.28 Movie/Video Selection or Exclusion Appeal

Movies/videos that have been given a rating of other than "G," "PG," or "PG-13" by the Motion Picture Association of America are not approved for either general inmate viewing or for viewing within institutional classrooms, and are not subject to appeal at any level. The first level of appeal shall be waived for appeals related to the selection or exclusion of a "G," "PG," or "PG-13" rated or non-rated movie/video for viewing and the second level response shall constitute the Department's final response on appeals of this nature.

54100.29 Term Computation Appeals

Whenever an inmate or parolee files a CDCR Form 602 which sets forth a specific, clearly stated claim regarding an error in the computation of a term of confinement or period of parole based upon documentation in the record, and the issue is not resolved (granted) at the first level, the inmate or parolee may request a computation review hearing. (Reference: Haygood v. Younger, (1985)-769 F. 2d 1350.)

- Other classification, pay or work time issue appeals shall be addressed by a classification committee or work supervisor, and shall not warrant a computation hearing.
- The only issue to be determined in the hearing is whether or not an error has been committed which adversely affects a term of confinement or period of parole.
- The computation review hearing, when scheduled, shall constitute the second level of review.

54100.29.1 First Level

Parole period and term computation appeals shall be reviewed at the first level by the Department's records staff. The inmate or parolee must state in detail the alleged error or reason for disputing the calculation of his or her release date. The case records staff shall research the case, considering case law and Department policy and procedure. If the relief requested is not granted at the first level, the CDCR Form 602 appeal shall be returned to the inmate or parolee along with two copies of the CDC Form 1031, Notice of Right to Request a Computation Review Hearing. The inmate/parolee shall sign the notice acknowledging receipt. The signed form shall be returned to case records staff for filing in the miscellaneous section of the inmate's/parolee's C-File. The inmate/parolee shall retain the second copy.

54100.29.2 Appeals Coordinator

If the inmate or parolee wishes to have a computation review hearing, he or she shall submit the same CDCR Form 602, filling out Section D, to the appeals coordinator. The appeals coordinator shall forward the CDCR Form 602 within five working days of receipt to the case records supervisor/manager. The case records supervisor/manager shall date stamp and log the appeal on the CDC Form 1059, Computation Review Hearing Log.

54100.29.3 Second Level

The case records supervisor/manager shall schedule the computation review hearing, which shall be held within 15 working days of receipt of the CDCR Form 602. The case records supervisor/manager shall send two copies of the CDC Form 1032, Notice of Time, Date and Place of Computation Review Hearing, to the inmate or parolee who shall be notified at least 24 hours prior to the hearing unless the inmate or parolee waives the time constraints. The counselor or designated staff shall immediately return the signed original to the case records staff for logging on the CDC Form 1059. The case records supervisor/manager shall research the case, taking into consideration all case law and department policy and procedures.

54100.29.4 Hearing

The case records supervisor/manager shall conduct the hearing during the inmate's non-assigned hours.

- Other staff designated by the institution/parole administration may attend this hearing. Location of the hearing shall be at the discretion of local authorities.
- It may be necessary to conduct the computation review hearing by telephone for those inmates housed in camp, other jurisdictions and parolees.
- If so, the completed notice of time, date, and place of computation review hearing shall reflect that the inmate/parolee was advised of the time of the hearing by telephone or other means.

If it is determined an error has been made, the case records manager/supervisor shall grant the appeal and correct the error.

- At the conclusion of the hearing, two completed copies of the CDC Form 1033, Computation Review Hearing Decision, shall be made. A completed copy shall be given to the inmate.
- At the conclusion of a computation review hearing conducted by phone, the inmate/parolee shall be advised of the decision and that a completed computation review hearing decision shall be mailed that day.

If the appeal is a matter that the Department has no authority to change, the appeal shall be denied. The appellant will be referred to the appropriate agency or court with jurisdiction of the matter for disposition. If the appeal is a sentencing discrepancy of which the Department seeks clarification from the sentencing court, the appeal shall be partially granted to the extent that an inquiry is being pursued and the Department shall pursue clarification of the noted discrepancy from the appropriate court.

54100.29.5 C-File

The CDCR Form 602 and the original CDC Form 1033 shall be sent to the appeals coordinator for processing.

Upon completion of processing, a copy of the CDCR Form 602 and CDC Form 1033 shall be forwarded to case records for placement with the CDC Form 1031 and CDC Form 1032 in the miscellaneous section of the inmate/parolee's C-File.

54100.30 Joint Venture Program (JVP) Employer Related Grievances

The Department's participation in the Joint Venture Program is authorized pursuant 15 CCR §§ 3480-3486. Any current or former Joint Venture inmate-employee who believes he or she has a grievance regarding a wage and hour or retaliation claim against a JVP employer shall submit the written grievance to the JVP Chief.

- The JVP Chief shall attempt to resolve all complaints.
- Time frames for filing grievances will be governed by the Division of Labor Standards Enforcement's (DLSE) statutes of limitations, including but not limited to, Labor Code §98.7, and Code of Civil Procedure §§337, 338 and 339, for the appropriate type of complaint.
- If the inmate is dissatisfied with the JVP Chief's decision, the inmate may file a complaint with the Labor Commissioner.

54100.31 Appeals Reports

Institution and parole region appeals coordinators shall prepare and provide reports upon request. These appeal reports may include appeal types, outcomes, volume, and similar statistical results of appeal actions.

As necessary, the Office of Appeals shall audit and compile this data in reports distributed to departmental administrators, the courts, and other jurisdictions or agencies.

54100.32 Revisions

The Director, Division of Adult Institutions, in conjunction with the Director, Division of Adult Parole Operations, or designee shall ensure that the content of this Article is accurate and current.

54100.33 References

Civil Rights of Institutionalized Persons Act; Title 42 U.S.C. §1997 et seq. Public Law 96-247, 94 Stat. 349.

Title 28 Code of Federal Regulations §35.107.

PC §§ 148.6, 832.5, 832.7, 832.8, 3003(a), 5054, 5058, 5058.4(a) 10006(b).

GC §§ 935.6, 965, 3300-3313, 19570-19575.5, 19583.5(a), and 19635.

CCP §§337, 338, 339.

LC §§98.7, 6304.3.

W&I §3053(a)

Title 15 California Code of Regulations §§ 3084 and 3086, 3138, 3190-3195, 3220.4, 3268-3268.2, 3312, 3314, 3318, 3220, 3326, 3376.1, 3383, 3480-3486, 3620, 3625, 5400.

Title 8 California Code of Regulations §§ 344.40, 344.41, 344.42, 344.43.

Titles I and V of the Americans with Disabilities Act of 1990 (Pub. L. 101-336) (ADA), as amended (Volume 42 of the United States Code, beginning at §12101.

Wolff v. McDonnell, 418 U.S. 539 (1974).

Armstrong v. Schwarzenegger, United States District Court, N.D. Cal., No. C-94-2307 CW, Stipulation and Proposed Order issued November 30, 2006.

Vasquez v. State of California, 105 Cal.App.4th 849 (2003) as implemented by the Stipulated Injunction and Order entered by the Superior Court of San Diego County in Case No.GIC-740832.

Haygood v. Younger (1985) 769F, 2nd 1350.

Board of Parole Hearings, Administrative Directive 04/01, May 1, 2004.

ARTICLE 54 – INVESTIGATION OF GASSING INCIDENTS

Effective June 23, 2005

54110.1 Policy

The Department shall implement and maintain a protocol for the investigation of gassing incidents in order to establish the elements of PC 4501.1(b) and successfully prosecute crimes under this Statute.

54110.2 Purpose

This Article delineates the roles and responsibilities of staff involved in the investigation of gassing incidents.

54110.3 Definition of Gassing

Gassing, as defined by PC 4501.1(b), means “..intentionally placing or throwing, or causing to be placed or thrown, upon the person of another, any human excrement or other bodily fluids or bodily substances or any mixture containing human excrement or other bodily fluids or bodily substances that result in actual contact with the person's skin or membranes.”

Pursuant to Penal Code Section 4501.1(a), a “..person confined in state prison who commits a battery by gassing upon the person of any peace officer, as defined in Penal Code Chapter 4.5 (commencing with Section 830) of Title 3 of part 2, or employee of the state prison is guilty of aggravated battery.”

Hereinafter, inmate/parolee will be referred to as inmate unless specifically identified otherwise by references to the PC.

54110.4 Initial Response

As soon as possible, the victim should attempt to determine if the substance was a gassing substance such as urine, feces, sputum, blood, semen, etc. This determination is accomplished by the victim noting the odor, color, and texture of the substance and any chemical reactions, etc. The victim does not have to examine the substance that was thrown on them. Rather, as soon as practical, the victim should either relay their impression of what the substance was to the officers assigned to investigate the gassing or include it in their report.

The victim's clothing that is contaminated by the gassing substance is evidence. As soon as practical, the clothing should be relinquished by the victim, replaced with an available garment, and any stains that appear to be from the gassing substance should be outlined with a black permanent ink marker to assist laboratory personnel to locate the site on the clothing. The stains should also be photographed while they are still wet. Caution should be taken to ensure that separate stains on the clothing articles do not touch each other. Staff are advised to practice universal precautions and wear proper protective clothing when handling the clothing, as well as, to maintain the chain of custody of the clothing item.

Every effort should be made to obtain a statement or report from the victim regarding what they observed including, but not limited to:

- What the suspect stated before, during, and after the gassing.
- The type of container, if any, used by the suspect to commit the gassing.
- The actions of the suspect both before and after the gassing.

Any admissions or inculpatory statements made by the suspect that were overheard by the victim can be critical in achieving a successful prosecution.

Any employee that comes into contact with a human body fluid, as recognized by the Centers for Disease Control and Prevention, will be evaluated by appropriately licensed and trained medical staff. The medical evaluation will take priority over the collection of evidence, report writing, or other non-emergency issues or duties. The requirement to fill out paper work or receive paper work relating to the incident will not delay the employee from seeking offsite medical care.

The inmate suspect(s) should be removed from their cell or area where the attack occurred and searched for evidence. Any clothing items worn by the suspect(s) that appear to be stained with the same substance as thrown on the victim should be marked, photographed, and collected in the same manner as the victim's clothing. The suspect(s) should be placed in a secure holding cell and a crime scene search should be initiated. If there is more than one suspect, they should be separated immediately.

54110.5 Handling of Evidence

Any clothing item contaminated with body fluids should be dried and then stored in clean paper bags. Transport or shipment of the evidence items to the laboratory conducting the testing should be expedited.

When collecting articles of clothing as evidence, each article is to be placed into a separate paper bag. Protective gloves should be changed each time a separate article of clothing is handled to prevent cross contamination of evidence items. Each evidence bag must be properly identified with the date, time, case number, charge, suspect name and CDC number, and victim name. Each evidence item can be marked with the finder's initials and the date the item was obtained.

If there is any information that the substance used in the gassing contains a communicable disease, the laboratory personnel who are testing the substance should be made aware of this information. This information will help to ensure the safety of the laboratory personnel testing the substance and will also help in isolating and identifying the suspect.

Evidence should be submitted to the appropriate California Department of Justice, Bureau of Forensic Services, laboratory that other evidence is submitted to as per each institution/facilities Investigative Services Unit (ISU).

54110.6 Crime Scene Investigation

The staff investigating a crime scene where a gassing has occurred should ensure they are wearing proper protective equipment, such as gloves. The outer door of the cell or the general area where the gassing occurred should be photographed. Any areas on the door, door opening, or general area that appear to be contaminated with the same substance that was thrown on the victim should also be photographed. If the crime scene is a cell, the door of the cell should be opened and photographed as discovered. A search for any container used by the suspect to commit the gassing should be initiated, and if discovered, should be photographed in place and collected and processed as evidence.

Investigating staff should look for traces of the gassing substance on the floor, walls, or any other surface where the substance may be located to be photographed and for the purpose of collecting samples. When collecting samples, staff should use sterile swabs, and should also take a "control" swab of an apparent uncontaminated area adjacent to the area contaminated by the gassing substance prior to taking a swab of the suspected gassing substance. The control swab and the contaminated swab should also be processed as evidence. All evidence must follow an appropriate chain of custody and be retained in an evidence locker maintained by the ISU for possible future criminal prosecution.

54110.7 Employee Considerations

In the event of a possible exposure to body fluids, the CDC Exposure Control Plan and any local institutional procedures regarding the exposure to human body fluids or blood should be followed. The health and welfare of the victim must be given priority. The medical evaluation of the employee should take precedence over collection of evidence, report writing, or other non-emergency issues or duties. The employee Post Trauma Program should be offered to the victim along with referrals to the Employee Assistance Program, as needed.

The employee's supervisor will be responsible for filling out and/or collecting the following documents:

- State Compensation Insurance Fund Report of Occupational Injury or Illness.
- Employees Claim for Workers Compensation Benefits.
- Any local Institutional Report of Job-Related Injury/Illness as required.

PC 4501.1(c) establishes that the Chief Medical Officer (CMO), or their designee can order an inmate to receive an examination or test for hepatitis and/or tuberculosis on a voluntary or involuntary basis, if there is probable cause to believe the inmate has committed a crime under this Section and the test is medically necessary to protect the health of the officer or employee who was the victim of the violation. Following a potential exposure to a blood borne pathogen, an employee will immediately be told by the Warden, Administrative Officer of the Day, or Watch Commander if the medical staff

have evidence indicating that the inmate has Human Immunodeficiency Virus or any other communicable disease, such as Hepatitis B or C.

PC 7510-7515 establishes procedures for the requirement that employees report possible exposure to body fluids from inmates or parolees; employees may request that the inmate or parolee be tested for the HIV virus. This request should be made in writing, in the form of a report of exposure, and submitted to the CMO within two days after the incident. The CMO may waive this filing period requirement if it is determined that good cause exists.

If an employee's garment has been contaminated with a potential blood borne pathogen and not retained for criminal prosecution, the employee will be provided an alternate garment to wear and afforded an opportunity to shower. Additionally, the contaminated garment will be cleaned at Department expense and returned to the employee within 30 calendar days of the incident. If a garment has been contaminated with a potential blood borne pathogen and retained as evidence for criminal prosecution, the employee will be reimbursed by the institution for the cost of the garment within 60 calendar days of the incident. CDC Form 892, Employee Claim for Loss or Damage of Personal Property, should be used by the employee for reimbursement.

54110.8 Suspect Interviews

The suspect(s) is to be interviewed with a tape recording made of the interview. As the interview constitutes a custodial interrogation, the suspect(s) must be advised of their Miranda Rights before questioning. If there is more than one suspect, they are to be interviewed separately. During the interview an attempt should be made to establish the elements of the crime including, but not limited to, the type of substance thrown, how the suspect(s) obtained the substance, how the substance was delivered to the victim, how the suspect(s) planned and carried out the gassing, and motive for the gassing. The investigator should make every effort to obtain an admission, or as much information as possible, from the suspect(s) in order to establish culpability.

54110.9 Filing Considerations

The penalty for violation of PC 4501.1 is imprisonment in the county jail, or imprisonment in the state prison system for up to 4 years. Further, inmates who commit gasings can also be charged under the provisions of PC 4501.5, Battery by Prisoner on Non-confined Person, with a penalty of up to 4 years in the state prison system to be served consecutively. Each institution/facilities ISU should confer with their local District Attorney's Office to determine the most appropriate statute to charge an inmate who has committed this crime.

54110.10 Revisions

The Deputy Director, Office of Occupational Safety, Field Support, or designee shall be responsible for ensuring that the contents of this Article are kept current and accurate.

54110.11 References

PC §§ 4501.1, 4501.5.

PC §§ 7510-7515.

PC §§ 830 and following.

CCR (15)(3) §§ 3315 and 3323.

CHAPTER 6 – ADULT CLASSIFICATION

ARTICLE 1 — RECEPTION CENTERS

Revised July 26, 2004

61010.1 Policy

Penal Code (PC) § 2900 provides that defendants sentenced to state prison shall be delivered to the custody of the Secretary at the place designated by the Secretary to serve the term of imprisonment ordered by the court.

61010.2 Purpose

This Section establishes standard procedures for the orderly reception, processing, and transfer of inmates into the California Department of Corrections' and Rehabilitation (CDCR) institutions.

61010.3 Reception Center (RC) Processing

CIM, CCI, DVI, HDSP, NKSP, RJD, SQ, and WSP are designated to receive and process male felons committed to the jurisdiction of the CDCR.

CIW, CCWF, and VSPW are designated to receive and process all female felons committed to the CDCR.

Reception of Condemned Males

Condemned male inmates shall be received and housed at SQ.

Reception of Condemned Females

Condemned female inmates shall be received and housed at CCWF.

Reception of Civil Addicts

Female and male civil addict commitments shall be received at CRC and processed in accordance with the Board of Parole Hearings procedures.

61010.4 RC Processing Staff - Responsibility

RC staff shall collect social and criminal history information on each inmate received by the CDCR as well as interview and test all newly received inmates.

Social History/Staff Reports

The counselor shall complete an Institutional Staff Recommendation Summary (ISRS) or CDC Form 816, CDC Form 812, CDC Form 839, or CDC Form 840, or CDC Form 841, and the Social Factor Sheet, all of which are explained in detail in DOM §§ 61010, 61020, and 61030.

Institution Gang Investigator (IGI) Referral

The counselor, in conjunction with the IGI, shall also complete a CDC Form 812-A, Notice of Critical Information - Prison Gang Identification, as required.

Prison Gang Involvement

Inmates shall be advised that any involvement with a prison gang may result in segregated housing placement.

United States Immigration and Naturalization Service (USINS) Referral

The counselor shall refer all inmates, including parole violators, who are foreign born, to the USINS for deportation hold determination by completing a CDC Form 850, Detainer Summary.

Psychiatric/Medical Referral

Inmates shall be referred to psychiatric and medical staff as necessary for diagnosis, treatment, or recommendations.

Inmate Orientation

RC processing provides the inmate with an orientation to prison life, introduction to available programs, and initial preparation for release.

61010.5 Notification of Rules and Available Programs

Within 14 days of arrival at an RC, inmates shall be furnished written information concerning program availability for reduction of sentences as required by PC § 2930. Inmates shall be issued a current copy of the California Code of Regulations (CCR) and treatment programs available at each institution.

61010.5.1 Documentation in C-File CDC Form 128-O

Each inmate shall sign a CDC Form 128-0, Chrono-Document Receipt, indicating receipt of notification of rules and available programs. A copy of the signed CDC Form 128-0 shall be placed in each inmate's C-file.

61010.6 Withdrawal of Inmate Trust Funds

Counselors involved in the processing of initial commitments to the CDCR and the readmission processing of parole violators or persons returned to the CDCR shall determine if the inmate has or anticipates any outstanding debts or other financial obligations, which may require funds be withdrawn from their trust account for transmittal to any business, agency, or individual. This does not include withdrawals for purchases or for other payments/reimbursements to the CDCR, nor does it include any debt or

financial obligation, which will be met for the inmate by other means. A summary of this determination shall be noted on the CDC Form 825, Trust Withdrawal Case Information.

61010.7 RC Transfers

General

Transfers from the RCs shall be based on the recommendations of the counselor and supervising counselor or classification committees subject to Classification Staff Representative (CSR) approval.

61010.8 CDC Form 839, 840, and 841

Classification and reclassification of inmates will normally be made pursuant to the CDCR Inmate Classification Score System, except when in the exercise of the discretion and judgment of departmental officials it is deemed necessary to deviate from that classification score system. Deviations from the system shall be made on an individual case for the purpose of ensuring the safety of inmate(s), correctional personnel, and the general public as well as for special institutional and/or programming needs.

61010.8.1 When to Use the CDC Form 839

Processing Newly Received Felon Inmates

All felon inmates who are newly received in the CDCR shall be scored on a CDC Form 839. An inmate who has served a prior term in the CDCR, but whose commitment is subsequently discharged, shall be processed as a newly received felon inmate. Parole Violators will not be scored on the CDC Form 839. Parole Violators Returned to Custody (PVRTC) and Parole Violators With a New Term (PVWNT) will be scored on the CDC Form 841.

Processing Adverse and Non-Adverse Transfer Cases from California Youth Authority (CYA)

A newly received felon inmate who arrives directly from DJJ/CYA placement to a CDCR RC, either because the inmate has reached the maximum age allowed to remain housed in CYA or the inmate was moved to CDCR as a "program failure" and/or received a felony commitment while housed in CYA, shall be processed with both a CDC Form 839 and a CDC Form 840. The date of arrival in CYA shall be recorded as the Date Received CDC. The CDC Form 839 shall then be prepared as it would have been prepared at the time that the inmate arrived in CYA. A CDC Form 840 shall then be prepared which records the inmate's positive and negative behavior while incarcerated in CYA. An ISRS shall also be prepared.

Processing CYA Parolees Sentenced to State Prison

An inmate who receives a sentence to state prison while on CYA Parole shall be handled as a newly received felon inmate. The Date Received CDC shall be recorded as the actual date received in the CDCR RC. A CDC Form 839 shall be prepared. Documented CYA behavior shall be recorded as Prior Incarceration Behavior.

Processing Civil Addict Commitments Excluded from the California Rehabilitation Center (CRC)

An inmate who has been excluded from the Civil Addict Program shall be processed as a newly received felon inmate. The Date Received CDC shall be recorded as the actual date received in the CDCR RC. A CDC Form 839 shall be prepared. Evaluate any serious in-custody disciplinary behavior that occurred during the inmate's Civil Addict commitment for documentation in the Prior Incarceration Behavior section of the CDC Form 839.

Processing Interstate, Federal, and International Placements received from other jurisdictions

SACCO (Sacramento Central Office) Cases

- A SACCO case is one of the following:
 - An inmate who was sentenced to serve a prison term in California, but is serving a concurrent or consecutive term in a facility in another jurisdiction; or
 - An inmate who served time in a county jail was, sentenced to serve a prison term in California, and was released before being transferred to an RC to undergo processing because the time served in county jail was equal to or exceeded the prison sentence at the time of sentencing.
- Processing SACCO cases returned to the CDCR from another agency.
- SACCO cases with a CDC Form 839.

A SACCO case who was processed through a CDCR RC and has had a CDC Form 839 prepared prior to transfer to another federal or state agency and who is returned from the other agency to finish the term imposed by California, shall have a CDC Form 840 prepared to update the inmate's Placement Score. The CDC Form 840 shall reflect the adjustment to incarceration while housed in the other jurisdiction. An ISRS shall also be prepared.

- SACCO cases without a CDC Form 839.

A SACCO case who was not processed through an RC, but who subsequently returned to California to finish his or her term, shall have both a CDC Form 839 and a CDC Form 840 prepared. The Date Received CDC on the CDC Form 839 shall be the date that is reflected on the CDC Form 112 or the Legal Status Summary. A CDC Form 840 shall also be prepared to update the inmate's placement score to reflect the inmate's adjustment to incarceration while housed in the other jurisdiction. An ISRS shall also be prepared.

- Processing SACCO cases returned from parole.

If a SACCO case, who served time in a county jail or another jurisdiction, was released to parole and then returned to prison as a Parole Violator or a Parole Violator with a New Term, a CDC Form 839 and a CDC Form 841 shall both be prepared. The Date Received CDC recorded on the CDC Form 839 shall be the date indicated on the CDC Form 112 or the Legal Status Summary. The Date Received This Incarceration, recorded on the CDC Form 841, shall be the date of arrival at the RC. The CDC Form 841 shall be prepared to update the inmate's placement score. This score sheet shall include the inmate's adjustment to incarceration while housed in the other jurisdiction as well as record any changes in term points. The Date Paroled is the date that the inmate paroled from the CDCR term. An ISRS shall also be prepared.

Western Interstate Corrections Compact (WICC) and Interstate Corrections Compact (ICC) Cases

A WICC/ICC case may be either a California inmate serving a term as a boarder in another state or federal jurisdiction or an inmate who is being boarded in California, but serving a term imposed by another state or federal jurisdiction.

- WICC/ICC cases arriving at an RC in California from another jurisdiction.

WICC/ICC cases arriving at an RC in California from another jurisdiction shall have a CDC Form 839 prepared during RC processing. The date that the inmate arrived in the CDCR RC shall be recorded as the Date Received CDC. Positive or negative behavior exhibited in the previous jurisdiction shall be recorded on the CDC Form 839 under "Prior Incarceration Behavior." An ISRS shall also be prepared.

- WICC/ICC cases returned to California.

When a California felon inmate serving a term as a boarder in another state or federal jurisdiction is returned to California, designated staff shall prepare a CDC Form 839. The date of the inmate's original "term starts" date as noted on the Legal Status Summary shall be recorded as the Date Received CDC. A CDC Form 840 shall be prepared to update the inmate's Placement Score based on the inmate's adjustment to incarceration in the other jurisdiction. An ISRS shall also be prepared.

If the inmate had been released to parole and has since returned to the RC, a CDC Form 841 shall be prepared instead of a CDC Form 840. The inmate's previous incarceration behavior and program shall be documented on an ISRS.

- Family Foundations Program (FFP) Program Failures and FFP Cases Returned from Parole.

The Family Foundations Program is an alternative sentencing program for pregnant or parenting women sentenced to state prison with children under the age of six. Under the authority of Penal Code § 1174.4, the Court may impose a state prison sentence with the recommendation that the defendant participate in the program. A female inmate who is sentenced to state prison by the court and subsequently accepted for the Family Foundations Program is not received at a reception center. The inmate is transferred from the county jail directly to the program. Although the inmate is issued a CDC number, a score sheet is not prepared for these inmates. Participation in the program is voluntary and the expectation is that the female inmate will complete the 12-month program prior to release back to the community.

A program failure at the FFP will result in the inmate being transferred to a CDCR reception center to serve the remainder of her original sentence.

- Processing FFP Inmates Received at a Reception Center as program failures.
 - The inmate shall undergo reception center processing in the CDCR.
 - A CDC Form 839, Classification Score Sheet, shall be prepared.
 - The date that the inmate was received at the FFP shall be entered as the Date Received CDC on the CDC Form 839.
 - A CDC Form 840 shall also be prepared to reflect the inmate's adjustment to the FFP when favorable behavior points or unfavorable behavior points need to be recorded.

- Processing FFP Inmates Received at the Reception Center as Parole Violators.
 - An inmate who was released to parole from the FFP, but returned to prison as a parole violator, shall have both a CDC Form 839 and a CDC Form 841 prepared.
 - The date that the inmate was initially received at the FFP shall be entered as the Date Received CDC on the CDC Form 839.
 - The date that the inmate was returned to the reception center shall be entered as the Date Received This Incarceration on the CDC Form 841.
 - Favorable and/or Unfavorable Behavior points for the period in FFP until parole shall be recorded on the CDC Form 841.

61010.8.2 When to use the CDC Form 840

The CDC Form 840 shall be completed as part of the regular reclassification process. It is intended to provide a cumulative record of the inmate's institutional adjustment and changes in case factors. A CDC Form 840 shall also be completed on each of the following:

- An escapee.
- A Community Correctional Reentry Center (CCRC) failure.

Refer to DOM § 61020.19 for instructions to complete the CDC Form 840.

61010.8.3 When to use the CDC Form 841

The CDC Form 841 is prepared when an inmate's parole status has been revoked, the inmate has been returned from parole to a reception center, and the parole period has been suspended. A CDC Form 841 shall also be completed for an inmate whose parole is lawfully revoked because he/she refused to sign conditions of parole. If the inmate is not physically paroled to the community, the inmate's status shows that he/she has been paroled, revoked, and returned the same day.

A CDC Form 841 shall not be completed for any of the following cases:

- An inmate returned to the CDCR, but then Continued On Parole (COP) by the BPH.
- A parolee who was revoked by the BPH, but not returned to the CDCR.
- An inmate who has been returned to the CDCR from parole, but is still considered a "parolee." Examples of these situations are a SATCU case returned for drug treatment/"dry out" or an inmate returned for "psych treatment" only. In these types of situations, the inmate's parole period continues uninterrupted.

Refer to DOM § 61020.20 for instructions to complete the CDC Form 841.

61010.9 Procedures

The Counselor

The counselor shall review all relevant documents available during the RC process to complete the score sheet. Since the Placement Score usually determines the institution to which the inmate will be assigned, it is extremely important that the information considered be as complete as possible. The Probation Officer's Report (POR) is the document of choice when information conflicts; the POR is reviewed by legal counsel and the court and contents may be challenged in court.

Inmate Interview

In the process of completing the CDC Form 839, 840, or 841, the counselor shall interview the inmate. In the interview the inmate shall be informed of the nature and purpose of the CDC Form 839, 840, or 841 and allowed to verbally contest specific score items and other case factors on the form. Documentation for score items that is absent or conflicting shall be discussed during the interview. The inmate shall be responsible for providing documentation to support his or her challenge of information on the CDC Form 839.

Corrections

Counselors are responsible for initiating a corrected CDC Form 839, 840, or 841 when the inmate or other party presents verifiable documentation, which supports the change. When the change to the score results in a different security level, the inmate shall be referred to the appropriate classification committee and subsequently to a CSR. (Refer to DOM § 61020.20.9 for instructions in the correction process.)

Reflects the Inmates Status at Time of Reception

The CDC Form 839 score reflects the inmate's status at the time of reception and, apart from correcting errors of fact, remains the same during incarceration. During incarceration the inmate will have opportunity to earn favorable behavior points (documented on CDC Form 840 and CDC Form 841) to lower the total score.

After the counselor has completed the CDC Form 839, 840, or 841 and other case summary material and printed his/her name in the appropriate boxes on the form, the CDC Form 839, 840, or 841 shall be reviewed by the supervising counselor for accuracy and completeness.

61010.9.1 Requesting an Archive File

To ensure accurate classification and appropriate placement of inmates, available information regarding an inmate’s prior incarceration is to be reviewed and considered as part of a thorough, objective evaluation of the inmate’s security and custody needs. The counselor shall order and review an archive file upon discovery that the inmate has a prior CDCR term, Civil Addict commitment, DJJ, or CYA commitment, which has not been previously reviewed and incorporated into the inmate’s current C-file. If the inmate was incarcerated in a federal institution or out-of-state, an attempt shall be made to get a synopsis of the inmate’s prior incarceration behavior. (See also DOM § 61020.12.)

61010.10 Distribution of Copies/C-File Placement

The CDC Form 839 shall be temporarily attached to other documents prepared by the RC staff and placed in the classification portion of the C-file when presented to a CSR as described in DOM § 61030. Following CSR action the original shall be permanently placed in the classification section of the C-file, a copy of the CDC Form 839 shall be provided to the inmate. The computer copy shall be reviewed for legibility and computation. Computer copies shall be compiled and mailed weekly to:

Department of Corrections and Rehabilitation
 Information Quality Support Section
 P.O. Box 942883
 Sacramento, CA 94283-0001

61010.11 Instructions for Completing the CDC Form 839

The CDC Form 839 shall be written on a hard surface with ballpoint black ink pen only. Do not use pencil or felt, fiber, or other soft tip pens. This is required so that the printing will come through clearly on the self-carbonized copies. The Information Quality Support Section cannot accept items, which have been erased or marked over to correct because the copies will not be legible. Destroying the erroneous form and completing a new CDC Form 839 shall correct errors detected before copies are distributed.

Key data entry operators read only those letters and numbers which are inside the boxes on the form. Therefore, underlining and notations in the margins are permitted. Do not write more than one letter or number in each box.

Right Hand Justified

Numbers are to be right-hand justified; that is, end in the box furthest to the right with any empty boxes on the left. The most common problem is zeros that look like sixes, and vice versa, so take special care making these two numbers.

Except as noted in these instructions, any unused letter or number item is simply to be left blank.

On the CDC Form 839 box numbers appear to the right, but refer to the first box on the left of each field.

61010.11.1 Identifying Information

CDC Number (Boxes 1 through 6)

At the bottom of the CDC Form 839, first print the CDC number for the inmate in boxes 1-6 from information obtained from the Legal Status Summary.

Print the letter prefix (such as C, D, or W) in Box 1. Print the numbers in Boxes 2 through 6, always ending in Box 6. Do not enter a letter in the number boxes. Example:

D-27854

D	2	7	8	5	4
---	---	---	---	---	---

Inmate's Last Name (Boxes 7-11)

Print the first eight letters of the inmate’s last name using, CAPITAL BLOCK letters. Do not use lowercase or written script letters. Letter boxes are left-hand justified. Begin printing the name in the box furthest to the left and end with any empty boxes on the right. If the name consists of more than eight letters, enter only the first eight letters of the inmate’s last name. Although eight boxes are provided on the score sheet, the database captures only the information in Boxes 7-11 or the first five letters entered. For names with less than eight letters, leave empty the remaining boxes to the

right. If the last name is two words, run the words together. Do not leave an empty box in between letters. Example:

Mac Knight

M	A	C	K	N	I	G	H
---	---	---	---	---	---	---	---

Date Received CDC (Boxes 12-17)

For newly received felon inmates the Date Received CDC is the date that the inmate physically arrived at the RC. This date is noted on the CDC Form 112 and the Legal Status Summary. Enter this date in the boxes. A zero need not be entered in front of a single digit month or day, but must be entered as part of the two digits for the year when applicable.

Some exceptions to this process are outlined in DOM § 61010.8.1.

County of Last Legal Residence (CLLR) (Boxes 18-20)

This information is obtained from the POR, sentencing transcripts, or arrest report. For new commitments, the CLLR is the county of residence prior to incarceration. If the POR identifies that the inmate last resided out-of-state or was a transient prior to his or her commitment, the CLLR shall be the county of commitment. If the inmate transfers to the CDCR to serve a term from another state or federal jurisdiction, use the code "WIC" as the CLLR.

Print the two or three letter OBIS code for the county name in Boxes 18-20.

ALA	Alameda	ORA	Orange
ALP	Alpine	PLA	Placer
AMA	Amador	PLU	Plumas
BUT	Butte	RIV	Riverside
CAL	Calaveras	SAC	Sacramento
CC	Contra Costa	SB	Santa Barbara
COL	Colusa	SBD	San Bernardino
DN	Del Norte	SBT	San Benito
ED	El Dorado	SCL	Santa Clara
FRE	Fresno	SCR	Santa Cruz
GLE	Glenn	SD	San Diego
HUM	Humboldt	SF	San Francisco
IMP	Imperial	SHA	Shasta
INY	Inyo	SIE	Sierra
KER	Kern	SIS	Siskiyou
KIN	Kings	SJ	San Joaquin
LA	Los Angeles	SLO	San Luis Obispo
LAK	Lake	SM	San Mateo
LAS	Lassen	SOL	Solano
MAD	Madera	SON	Sonoma
MAR	Marin	STA	Stanislaus
MEN	Mendocino	SUT	Sutter
MER	Merced	TEH	Tehama
MNO	Mono	TRI	Trinity
MOD	Modoc	TUL	Tulare
MON	Monterey	TUO	Tuolumne
MPA	Mariposa	VEN	Ventura
NAP	Napa	YOL	Yolo
NEV	Nevada	YUB	Yuba

Form Identification (Boxes 21-29)

At the top of the CDC Form 839, three blank boxes are labeled “New,” “Correction,” and “Delete.” Place an “X” in the appropriate box.

- Print an X in the “New” box (Box 21) if the inmate is a new felony commitment and has no previous CDC Form 839 for this commitment.
- Print an X in the “Correction” box (Box 22) if the form is being completed as a correction to a previously submitted CDC Form 839. Enter the date of the correction in the boxes provided.
- Print an X in the “Delete” box (Box 29) when a CDC Form 839 was completed for an inmate in error and the document is to be deleted. For example, a PV-RTC was misidentified upon reception as a new commitment and a CDC Form 839 was completed instead of a CDC Form 841.

For more information on the preparation of "correction" and "deletion" documents refer to DOM §§ 61020.20.9 and 61020.20.10.

61010.11.2 Background Factors

There are two lines at the beginning of this Section that are identified as the First Arrest Date or Age and the Date of Birth.

- Enter the date of the inmate's first arrest or age at first arrest. This information may be on the CI&I, the POR, sentencing transcripts, or provided verbally by the inmate.
- Enter the birthdate found on the Legal Status Summary.

Age at First Arrest (Boxes 30-31)

Calculate the inmate's age at first arrest based on the date of the inmate's first arrest. If there is no record of arrests prior to the commitment offense, use the date that the inmate was arrested for the current commitment offense.

If there is a record of the "age" of first arrest, but no date is given, use the age given. If there is a record of the "year" of first arrest, but no date, use the age the inmate would have become during that year.

Age at First Arrest is the record of an arrest regardless of the outcome. A sustained petition or conviction is not required.

- Contact with law enforcement that is noted as "detention only" shall not be considered an arrest.

If during the interview, the inmate voluntarily indicates that he/she was first arrested at a younger age than is documented, use that information, and enter "per inmate" on the CDC Form 839. Document the inmate's statement within the ISRS.

When the Age at First Arrest is determined, drop the months and use the full year, and apply that information to the Age at First Arrest Matrix. Enter the corresponding point value in Boxes 30-31. If the value is zero, enter zero. Enter all single digit numbers in Box 31.

Age at Reception (Box 32)

Using the date of birth and the Date Received CDC, calculate the Age at Reception. When the Age at Reception is determined, drop the months and use the full year. Apply that information to the Age at Reception Matrix. Enter the corresponding point value in Box 32. This is always a single digit value. If the value is zero, enter zero.

Term in Years (Boxes 33-34)

Enter the number of years of the total term between the brackets provided on the form. The number of years is documented on the Legal Status Summary.

- A sentence of death or life without possibility of parole shall result in a maximum score of 50.
- For sentences of 25 years-to-life for murder (including conspiracy), the base term is 25 years.
- For sentences under PC § 667.7 with a term of life without parole for 20 years, the base term is 20 years.
- For all other life sentences, the base term is 15 years. This includes Third-Strike and non-murder life sentence of 25 to life.
- Any enhancements or determinant terms for other counts or offenses to be served consecutive to a life term shall be added to the base term before calculation of the term score.

Drop the months and use full years.

- Multiply the number of years by two (2) and enter this value in Boxes 33 and 34. Any single digit value is entered in Box 34.
- The maximum number of points for term in years is 50.
- If the sentence is less than one year, enter zero.

If an inmate's term changes during this incarceration, do not prepare a correction to the CDC Form 839. Prepare a CDC Form 840 and complete the Section F #4 "Change in Term Points." Term points shall be based on the inmate's total term as identified on the most current Legal Status Summary.

Street Gang/Disruptive Group (Boxes 35-38)

For the purpose of Placement Score evaluation, if available information indicates that the inmate is or has been involved with gang activity; enter six (6) points in Box 35. An inmate's housing preference alone is not indicative of gang activity. Do not assess points unless the Method of Verification Code is one of those listed. "Validation" by an IGI is not required in order to identify and document street gang/disruptive group activity for the purposes of assessing a score on the CDC Form 839.

Points are applied for involvement in street gang/disruptive group activity. Points are not assessed for prison gang membership. Unless there is a record of street gang or disruptive group activity for this inmate, you will not apply points for street gang/disruptive group activity. For example, if the inmate is a member of Nazi Low Riders and demonstrated involvement in the Nazi Low Riders disruptive group or any street gang faction prior to arrival to the CDCR, he is assessed six (6) points for involvement in street gang/disruptive

group activity. Since Nazi Low Riders is also a prison gang, the inmate is also subject to further investigation and potential validation as a member of the Nazi Low Riders prison gang.

Type of Street Gang/Disruptive Group Codes. Apply the code that most closely identifies the inmate's street gang/disruptive group. Enter the appropriate alpha codes in Boxes 36-37.

- CR Crip
- BL Blood
- NH Northern Hispanic street gang/disruptive group
- SH Southern Hispanic street gang/disruptive group
- AS Asian street gang/disruptive group
- BD Bulldogs
- WH White Supremacists, Neo Nazi, Skinheads, etc.
- BK Black street gang/disruptive group (not Crip or Blood)
- MC Outlaw Motorcycle Clubs
- OT Other street gang/disruptive group not listed

Method of Verification Code. Apply the letter code that is most indicative of the gang activity in Box 38. Use the letter code provided. Indications of street gang or disruptive group activity are:

- Self Admission.
- Tattoos and symbols. Body markings, hand signs, distinctive clothing, graffiti, etc., which have been identified by gang coordinators/investigators as being used by and distinctive to specific gangs.
- Written material. Any material or documents evidencing gang activity such as the membership or enemy lists, constitutions, organizational structures, codes, training material, etc., of specific gangs.
- Photographs. Individual or group photographs with gang connotations such as those, which include insignia, symbols, or validated gang affiliates.
- Staff information. Documentation of staff's visual or audible observations which reasonably indicate gang activity.
- Other agencies. Information evidencing gang activity provided by other agencies. Verbal information from another agency shall be documented by the staff person who receives such information, citing the source and validity of the information.
- Association. Information related to the inmate's association with gang affiliates.
- Offenses. Where the circumstances of an offense evidence gang activity, such as where the offense is between rival gangs, the victim is a verified gang affiliate or the inmate's crime partner is a verified gang affiliate.
- Legal documents. POR or court transcripts evidencing gang activity.
- Communications. Documentation of telephone conversations, mail, notes, or other communication, including coded messages evidencing gang activity.

Do not assess points for an inmate's housing preference. Housing preference alone is not indicative of street gang/disruptive group activity.

Mental Illness (Boxes 39-43)

If a CDC Form 128C, Mental Health Placement Chrono, has been prepared in the RC that indicates the inmate is a participant in the Mental Health Services Delivery System (MHSDS), except for those cases that have been designated Medical Necessity, enter four (4) points in Box 43.

If the determination is made after the CDC Form 839 has been prepared and endorsed, but prior to leaving the RC, the CDC Form 839 shall be corrected and the case referred to the CSR on a CDC Form 840 for appropriate housing.

- Determine the Level Of Care (LOC) that has been designated by the RC health care staff on the inmate's CDC Form 128C. Place an "X" in the appropriate box only if 4 points have been entered in Box 43, if not, leave the LOC box blank.
- LOC:
 - Correctional Clinical Case Management System (CCCMS) (Box 39).
 - Enhanced Outpatient Program (EOP) (Box 40).
 - Mental Health Crisis Bed (MHCB) (Box 41).
 - In-patient hospitalization at a Department of Mental Health (DMH) facility (Box 42).

Do not prepare a correction if the inmate continues in the MHSDS, but there is a change to the inmate's LOC prior to transfer from the RC.

Prior Jail or County Juvenile Sentence of 31+Days (Box 44)

These items require a review of the POR and the CI&I, CLETS, and FBI Multi State Record in order to identify prior sentences of 31 days or more. A "sentence" is imposed by the court. Incarceration time or time in custody is not considered a "sentence." Apply no more than one (1) point for each category.

- Count any sentence of 31 days or more. Do not count suspended sentences.
- Count any sentence under a delinquency petition which involves a crime rather than "status offender" placements. For example, "beyond parental control" should not be counted. Burglary, however, would be counted.
- Count CDCR placements for diagnostic evaluation (PC § 1203.03 "Z" cases) followed by a grant of probation. In these cases, the inmate is sentenced to county jail, given credit for time served, and released to probation rather than being returned directly back to the CDCR to serve a prison term.

Prior Incarceration(s) (Boxes 45 and 46)

- CYA, Juvenile State or Federal Level (Box 45)
 - Count placement in state or federal facilities for juvenile offenders.
- CDC, CRC, Adult State, or Federal Level (Box 46)
 - Count any state or federal level incarceration for adult offenders.
 - Count previous commitments to the Civil Addict program.

Total Background Factors Score

Total the number of points assessed for this Section and place the sum on the line provided.

61010.11.3 Correction to CDC Form 839 Score Sheet (Prior to Rev. 07/02) (Boxes 47-49)

The Correction to CDC Form 839 Score Sheet area is provided for the purpose of recording any corrections to a CDC Form 839 with a revision date prior to 07/02. Information shall never be recorded in this area when preparing a "New" CDC Form 839 score sheet.

This area is not to be used for changes or adjustments to term points. The Change in Term Points area on the CDC Form 840 continues to be used for all adjustments or corrections to term points.

See DOM §§ 61020.20.9 and 61020.20.10 for instructions in the correction and deletion process.

61010.11.4 Prior Incarceration Behavior (Boxes 50 through 64)

Prior Incarceration Behavior that meets the definitions below is to be recorded here. For example, behavior while in the county jail awaiting sentencing or during transportation shall be counted. Behavior while incarcerated in other correctional agencies, such as county jail, juvenile hall, federal prison, or Civil Addict commitment incarceration, which meets the criteria, shall also be counted. The behavior must have occurred prior to the inmate's Date Received CDC in order to be counted in the Prior Incarceration Behavior section of the CDC Form 839.

Last 12 Months of Incarceration (Boxes 50 through 52)

Prior Incarceration Behavior "in the last twelve months of incarceration(s)" in any correctional agency shall include the last 12 cumulative months in custody, going as far back as necessary to attain a total of 12 months, prior to the date the inmate was received in the CDCR.

- Twelve months of incarceration is also defined as 360 days.
- For ease of calculation and consistency of rule application, months are considered 30-day months.

Review the Abstract of Judgment (AOJ), CI&I, and POR to identify those periods of prior incarceration. The POR is the document of choice when information conflicts; the POR is reviewed by legal counsel and the court, and contents may be challenged in court. (See DOM § 61010.9.)

The following is a sample case for determining the inmate's "last 12 months of incarceration":

Inmate "X" was received in the CDCR on 5-7-93. She paroled on 10-1-94 and discharged on 11-18-95. She was received again in the CDCR as a new felon commitment on 2-10-03. She spent 120 days in county jail prior to her arrival in the RC.

- The "last 12 months of incarceration" begins on 2-9-03, which is the date prior to the date the inmate was received in the CDCR. She spent 120 day, or 4 months, in the county jail prior to her

arrival in the CDCR. There are 8 months left to account for. Her next period of incarceration ended on 10-1-94, the date she paroled from her previous incarceration. Therefore, beginning on 10-1-94, and counting backwards in time for 8 months, the end of the 12 month period is 2-1-94.

- Using this example, the "last 12 months of incarceration" is all incarcerated time during the period of 2-1-94 through 2-9-03.
- In the Criminal History section of the ISRS, note whether or not the inmate has been incarcerated for a period of 12 months or more.

The application of favorable points or unfavorable points is mutually exclusive. Do not enter values for both Favorable Behavior and Unfavorable Behavior in the last 12 months of incarceration.

Favorable Prior Incarceration Behavior (Box 50)

Award favorable points in Box 50 according to the following rules of application only if the inmate has had a total of twelve months or more of continuous or cumulative prior incarceration and there is no evidence or documentation of serious disciplinary behavior for which the inmate was found guilty.

If an inmate has been incarcerated for less than 12 months, but there is no evidence or documentation of serious disciplinary behavior for which the inmate was found guilty, leave Box 50 blank.

The information to be used to evaluate the inmate's behavior may be obtained from prison institution records, DJJ/CYA ward files, CDCR archives, serious disciplinarys (CDC Form 115) and similar documents from other correctional agencies. The POR and CI&I shall also be reviewed for any indication of disciplinary problems or positive behavior while incarcerated.

Unfavorable Prior Incarceration Behavior (Boxes 51-52)

When recording Unfavorable Prior Behavior, the documentation shall establish that the inmate was determined to be guilty of conduct described as a serious disciplinary in the CCR § 3315 within the last 12 months of incarceration. Such behavior may be documented by means other than a CDC Form 115. For example, an assault on another inmate in jail or distribution of any controlled substance in jail may be documented by a report from the sheriff. If the disciplinary problem occurred in the CDCR, it will have been documented on a CDC Form 115.

- Enter the date of each occurrence that is counted as a serious disciplinary in last 12 months of incarceration in the space provided.
- Count the number of serious disciplinarys, or their equivalent, for which the inmate was found or pleaded guilty occurring within the last 12 months of incarceration, multiply by four (4) points and enter the total in Boxes 51-52.
- The maximum number of points that can be assessed for Unfavorable Behavior during the last 12 months of incarceration is 99.

Negative behaviors occurring after the Date Received CDC and during RC processing shall be documented on a CDC Form 840. If a new felon inmate is found guilty of a serious rule violation during reception processing, the behavior shall be documented on a CDC Form 840, not on the CDC Form 839. The CSR shall then endorse the inmate's initial placement on the CDC Form 840. In these cases, the CDC Form 839 shall require no CSR action.

Serious Disciplinary History (Boxes 53-64)

A single disciplinary problem that occurred in the last 12 months of incarceration and recorded in D,1,b, may also result in the assessment of points in more than one category under D,2, Serious Disciplinary History. For example, if within the inmate's last 12 months of incarceration, the inmate incited a disturbance during which he assaulted another inmate, he shall be assessed points as follows:

- Four (4) points for Unfavorable Prior Incarceration Behavior (Boxes 51-52).
- Four (4) points for a Battery on an Inmate (Boxes 55-56).
- Four (4) points for Inciting a Disturbance (Boxes 61-62).

In addition to considering the content of serious disciplinary behavior that occurred within the last 12 months of incarceration, review all serious disciplinary behavior for which the inmate was found guilty and record that behavior which occurred during any prior incarceration if they meet the definitions below. In other words, the serious disciplinary behavior noted below shall be counted even if it occurred outside of the last 12 months of incarceration. Enter the date of every occurrence that is being counted in the space provided under each item. The maximum number of points that can be assessed for each category is 99.

Battery or Attempted Battery on a Non-prisoner (Boxes 53-54)

- Include any well-documented battery or attempted battery on a non-prisoner, which occurred during any prior incarceration. Do not restrict to the last twelve months in custody.
- Count the number, multiply by eight and enter in Boxes 53-54.

Battery or Attempted Battery on an Inmate (Boxes 55-56)

- Include any well-documented battery or attempted battery on an inmate, which occurred during any prior incarceration. Do not restrict to the last twelve months in custody.
- Do not include mutual combat where both inmates were co-responsible.
- Include situations where one or more inmates is clearly the victim. Usually results in some injury that may involve a group attack or some type of weapon.
- Count the number, multiply by four (4) and enter in Boxes 55-56.

Distribution of Drugs (Boxes 57-58)

- Include any distribution/trafficking of any controlled substance that occurred during any prior incarceration. Do not restrict to the last twelve months in custody.
- This refers to inmates who are involved in an operation to smuggle drugs into a jail or an institution or facility for distribution and sales.
- Do not count a disciplinary determination in which the inmate was found or pled guilty to possessing a small quantity of drugs.
- Count the number, multiply by four (4) and enter in Boxes 57-58.

Possession of a Deadly Weapon (Double-Weight if Within the Last 5 Years) (Boxes 59-60)

- Include only well-documented incidences of manufacturing or possessing a deadly weapon where apparent use was intended, which occurred during any prior incarceration. Do not restrict to the last twelve months in custody.
- Except as noted below, do not include possession of commonly available and unmodified objects unless they are used as weapons and this fact is documented in a disciplinary hearing process. For example, hobby craft tools, common shop tools, and baseball bats are not considered deadly weapons unless their use, or intent for use, as such is clear.
- Include possession of a razor blade (whether it has been modified or not) in a segregated program housing unit (e.g. Ad Seg Unit, Security Housing Unit [SHU], Psychiatric Services Unit).
- If the incident was within the past five years (60 months) of the reception date, it shall be weighted double by giving eight points. Indicate the date of the incident under the item.
- Count the number, multiply by four (4) or eight (8) and enter in Boxes 59-60.

Inciting a Disturbance (Boxes 61-62)

- Include any inciting a disturbance that occurred during any prior incarceration. Do not restrict to the last twelve months in custody.
- Typically, this involves a leadership role in an institution riot, racial disturbance, or work strike.
- Include any willful and deliberate behavior which might lead to violence or disorder, and any willful attempt to incite others, either verbally or in writing, or by other deliberate action to use force or violence upon another person of the type described in CCR § 3005.
- Count the number, multiply by four (4) and enter in Boxes 61-62.

Battery Causing Serious Injury (Includes Conspiracy) (Boxes 63-64)

- Include any battery that caused serious injury that occurred during any prior incarceration. Do not restrict to the last twelve months in custody. Serious injury is defined in CCR § 3000.
- Include an inmate who conspired in, or ordered such a battery.
- Count the number, multiply by sixteen (16) and enter in Boxes 63-64.

Total Prior Incarceration Behavior Score

If points were assessed for Unfavorable Prior Incarceration Behavior and/or Serious Disciplinary History, combine the total and subtract the Total Favorable Points if any. Enter the result in the space provided for Total Prior Incarceration Behavior Score. Indicate whether this total is a plus or minus value. For example, if there are no points assessed for serious disciplinary behavior, but there are four favorable points for no serious disciplinarys during the last twelve months of incarceration, the total is minus 4 (-4).

If points were neither added nor subtracted, enter a zero on the line provided for Total Prior Incarceration Behavior Score.

It is possible for an inmate to be awarded four favorable points in Box 50 for no serious disciplinary in the last 12 months of incarceration, but also be assessed points for serious disciplinary history in Boxes 53 through 64 that occurred outside of the last 12 months of incarceration.

61010.11.5 Placement

Preliminary Score (Boxes 65-67)

This is the Total Background Factors Score and Total Prior Incarceration Behavior Score combined.

Right-hand justify the total score. Enter the results of this computation in Boxes 65-67. Any empty boxes are to appear on the left.

If the computation results in a negative value or zero value, enter zero for the score. The maximum Preliminary Score is 999.

Mandatory Minimum Score Factor

A Mandatory Minimum Score Factor is a case factor that requires the application of a Mandatory Minimum Score.

Mandatory Minimum Score Factor Code (Box 68)

A Mandatory Minimum Score Factor Code is an alpha code associated with a Mandatory Minimum Score Factor.

- If an inmate has a case factor that requires the application of a Mandatory Minimum Score Factor Code, enter the applicable code in Box 68. If more than one Mandatory Minimum Score Factor Code applies, enter the code that appears first on the list.
- Document the RC justification for applying a Mandatory Minimum Score Factor Code in the CDC Form 816 or ISRS, as applicable. When the Mandatory Minimum Score Factor is applied other than in the RC, justify application in a CDC Form 128-G.
- If eligibility for a Mandatory Minimum Score Factor Code requires further consideration, refer to DOM § 61020.19.7.
- Absent overriding security or safety considerations, inmates pending case-by-case evaluation to determine eligibility for a Mandatory Minimum Score Factor Code shall not be transferred, except from the RC, until the application of a Mandatory Minimum Score Factor Code is resolved.
- Determine if one or more of the case factors listed below apply to the inmate. If no factors apply, proceed to the instructions for Placement Score.
- Prepare a new CDC Form 840 score sheet to record a change in or removal of a Mandatory Minimum Score Factor Code.

Mandatory Minimum Score Factor Code and Scores:

CODE	FACTOR	SCORE
[A]	Condemned	52
[B]	Life Without Possibility of Parole	52
[C]	CCR 3375.2(a) (7) Life Inmate	28
[D]	History of Escape	19
[E]	Warrants "R" Suffix	19
[F]	Violence Exclusion	19
[G]	Public Interest Case	19
[H]	Other Life Sentence	19

Specific Criteria for Applying Mandatory Minimum Score Factor Codes:

- A. **Condemned.** Apply Mandatory Minimum Score Factor Code A to inmates sentenced to Death.
- B. **Life Without Possibility of Parole.** Apply Mandatory Minimum Score Factor Code B to inmates sentenced to Life Without the Possibility of Parole (LWOP).
- C. **CCR 3375.2(a)(7) Life Inmate.** Apply Mandatory Minimum Score Factor Code C to life-term inmates who are excluded from placement in Levels I or II based on any of the following factors per CCR § 3375.2(a)(7):
 - The commitment offense involved multiple murders, unusual violence or execution-type murders, or received high notoriety. Each of these factors is defined in CCR § 3000.
 - The inmate has a history of multiple walkaways, an escape from a secure perimeter, or an escape with force or threat of force.
 - A classification committee shall determine the application of Mandatory Minimum Score Factor Code C. The Unit Classification Committee (UCC) shall refer more complex cases to the Institutional Classification Committee (ICC) as needed.
 - Justification in the CDC Form 128-G shall address the specific element(s) of the inmate's commitment offense that substantiates

the application of Mandatory Minimum Score Factor Code C, which precludes Level II placement, as opposed to Mandatory Minimum Score Factor Code F or Mandatory Minimum Score Factor Code H.

- **D. History of Escape.** Apply Mandatory Minimum Score Factor Code D for those case factors listed below. This code is not to be used to assess risk factors for escape involving any other offenses, i.e. the sale or possession of large quantities of narcotics.
 - Apply to an inmate with any history of escape from within a secure perimeter or attempted escape from within a secure perimeter whether or not force was used. This inmate is permanently excluded from minimum custody placement.
 - Apply to an inmate who has a conviction for, or whose commitment offense includes, Escape with Force or Attempted Escape with Force from any correctional setting or armed escort. This inmate is permanently excluded from minimum custody placement.
 - Apply to an inmate who verbalizes that he or she is going to escape, and/or states he or she does not wish Minimum Support Facility (MSF) placement because he or she will be tempted to escape/walkaway. The inmate is permanently excluded from minimum custody/MSF/camp placement.
 - When applying the ten-year exclusion criteria in reference to the following escapes or walkaways, use the date of conviction. If the escape did not result in a conviction, use the date of apprehension. In a case where there is no escape conviction and the date of apprehension is unknown, use the date of the escape or attempted escape or walkaway.
 - Apply to an inmate who has a history of (one or more) walkaways without force from a nonsecure perimeter facility setting (such as camp, MSF, county road camp, etc.). The inmate is ineligible for minimum custody placement, camp, or MSF for ten years.
 - Apply to an inmate with a pattern of (two or more) walkaways from CCRC within the last 10 years. These inmates are excluded from minimum custody for 10 years.
 - Apply to an inmate who has a walkaway from CCRC that resulted in a court conviction for escape within the last ten years. The inmate is ineligible for minimum custody for 10 years.
- **E. Warrants "R" Suffix.** Apply Mandatory Minimum Score Factor Code E when the "R" suffix has been affixed to the inmate's custody. Criteria for the "R" suffix is provided in CCR § 3377.1 and DOM § 62010.4.3.1. Do not apply Mandatory Minimum Score Factor Code E for a case pending an evaluation.
- **F. Violence Exclusion.** Apply Mandatory Minimum Score Factor Code F when an inmate has a current or prior conviction for a violent felony or a sustained juvenile adjudication including, but not limited to, those listed under PC § 667.5(c) that does not require "case-by-case" consideration.
 - A sustained juvenile adjudication is a guilty determination or ruling rendered in a juvenile judicial proceeding.
 - In addition, the following administrative determinations regarding an allegation of a violent act including, but not limited to, those offenses described in Penal Code § 667.5(c), shall have the same force and effect as a current or prior conviction for a violent felony or a sustained juvenile adjudication:
 - Board of Parole Hearings (BPH) or Parole Hearings Division good cause finding or,
 - California Youth Authority/Youthful Offender Parole Board sustained allegation or,
 - A probation violation finding in a court of law.
 - Do not apply the Mandatory Minimum Score Factor Code F pending case-by-case evaluation.
- **G. Public Interest Case.** Apply Mandatory Minimum Score Factor Code G when a CSR determines that the inmate is a Public Interest Case as defined in CCR § 3000, CCR § 3375.2(b)(20) and DOM § 62010.4.3.3. Staff shall refer potential public interest cases to a CSR for determination and endorsement, if applicable, as a public interest case.
- **H. Other Life Sentence.** Apply Mandatory Minimum Score Factor Code H for an inmate serving a current life sentence commitment whose case factors are not already addressed by another Mandatory Minimum Score Factor. This inmate is excluded from placement in a

minimum custody setting until a release date is granted by the BPH. The granting of a release date by the BPH does not result in the removal of Mandatory Minimum Score Factor Code H.

Mandatory Minimum Score (Boxes 69-70)

A Mandatory Minimum Score is a numerical value identifying the least restrictive security level for an inmate who has a case factor that requires he/she be housed no lower than a specific security level.

When the Mandatory Minimum Score Factor Code is applied, enter the corresponding point value in the field labeled Mandatory Minimum Score, Boxes 69-70.

If more than one factor applies, enter the code in Box 68 that appears first on the list and enter the corresponding numeric value in Boxes 69-70.

Placement Score (71-73)

If a Mandatory Minimum Score Factor Code has not been applied, enter the Preliminary Score as the Placement Score.

If a Mandatory Minimum Score has been applied, enter the Mandatory Minimum Score or the Preliminary Score whichever is greater.

The Placement Score is one of the factors used to determine the security level to which the inmate is assigned.

61010.11.6 Special Case Factors

This provides the opportunity to alert classification staff of special concerns, which should be considered in placement or program assignment.

Holds, Detainers, and Warrants (Boxes 74-75)

Review all relevant documents and the "Detainers" section of the C-file for holds. This item requires careful evaluation regarding the seriousness of the hold and the likelihood that the jurisdiction will exercise the hold at the end of the sentence. The importance of the hold for classification is the extent to which the prospect of an additional term to serve may motivate the inmate to attempt escape.

- Holds, Detainers, and Warrants for felony charges or USINS are coded "P" for potential or "A" for actual.
- Code only those holds which are likely to result in an additional prison sentence or deportation. Exclude simple holds for probation or parole violation where the commitment offense is the basis for the violation.

Restricted Custody Suffix (Box 76)

Enter an "R" if a restricted custody suffix needs to be applied by the receiving institution pursuant to DOM § 62010.

Current Institution and Facility (Boxes 77-83)

Beginning with the first box, enter the letters that abbreviate the name of the RC. RC refers to the facility where the case is presented to a CSR or Correctional Counselor (CC) III for initial placement. Inmates may go through an RC, but actually be processed at an institution. Also, out-of-state inmates may be delivered directly to an institution. In such cases, enter the abbreviation for the institution where the processing takes place. Refer to DOM § 61020.19.8 for abbreviations.

Eligible for Restitution Center (Box 84)

The Restitution Center program allows inmates who meet program criteria to work in the community and repay their victims for monetary losses. Inmates are eligible for placement in the Restitution Center program pursuant to PC § 6228. Inmates are eligible for placement consideration if they meet the following criteria:

- Have agreed or been ordered by the court to make financial restitution to a crime victim.
- Have not served a prison term within the five years prior to the present conviction.
- Do not have a criminal history of a conviction for the sale of controlled substance.
- Do not have a criminal history of a conviction for a crime involving violence or sex.
- Received a sentence of 36 months or less.
- Present no unacceptable risk to the community.
- Are employable.

Inmates from any county are eligible for placement if they meet the criteria.

A court ordered restitution to the victim, whether payable to the court, directly to the victim, or in any other manner, qualifies an inmate to participate. A restitution fine constitutes financial restitution to a crime victim; therefore, a restitution fine meets the criteria for Restitution Center placement.

There are no medical staff assigned to the Restitution Center. However, an inmate who is otherwise eligible for placement in a restitution center who requires regular monitoring/intervention by medical personnel may be considered if he or she is medically cleared on a case-by-case basis.

In Box 84, enter "Y" for "yes" if the inmate is eligible or enter "N" for "no" if the inmate is ineligible. This is a one-time entry for the duration of the inmate's CDC number unless the inmate's eligibility changes from "Y" to "N."

Level IV Design (Item F.5.)

180 Status. If a male inmate has a Level IV Placement Score, the counselor shall make a determination regarding the exclusion of the inmate from a Level IV 270-design institution. If the inmate meets the guidelines for exclusion from a Level IV 270-design prison, the counselor shall place the capital letter "Y" on the line provided.

If the male inmate has a Level IV Placement Score, but does not meet the guidelines for exclusion from a Level IV 270-design institution, the counselor shall enter an "N" on the line provided.

Reason Code. If a "Y" has been entered on the "180 Status" line provided, the counselor shall then enter the "Reason" code on the line provided that describes the reason for exclusion from a Level IV 270-design institution based on the established guidelines noted below.

Reason Codes are consistent with the Group A and Group B reasons outlined below. For example, an inmate who is excluded from placement in a Level IV 270-design institution because he is a street gang member, has two or more prior offenses listed in PC § 667.5(c), and has been in the CDCR for less than three (3) years at the time of review, "B3" would be entered as the Reason Code.

GROUP A

Any single factor is exclusionary and prevents placement in a Level IV 270-design prison:

- 1) SHU placement during the last three (3) years of incarceration.
 - SHU terms suspended upon initial review by ICC do not count.
- 2) Disciplinary CDC Form 115 for a Division A-1, A-2, or B offense in the last three years of incarceration.
 - Excluding Possession of Narcotics.
- 3) Validated Member or Associate of a Prison Gang.
 - If the inmate was housed in General Population (GP) during the last three (3) years of incarceration, he may be housed in a 180-design or a 270-design facility.
- 4) Disciplinary CDC Form 115 for Riot (Rout) or for Inciting a Riot in the last three (3) years of incarceration.

GROUP B

These factors must be applied together. There must be some evidence of street gang membership or association and one or more of the additional elements numbered 1 through 6 below. Exclusion for these factors will be for whichever comes first, three years or until the Placement Score is adjusted to Level III or below.

- 1) Disciplinary CDC Form 115 for Assaultive Behavior within the last three years of incarceration.
 - Exclude mutual combat.
- 2) Commitment offense where street gang activity was directly involved.
- 3) Two or more prior offenses listed in PC § 667.5(c).
- 4) Committed under PC § 667.5(e)(2) (Three Strikes Law).
- 5) Committed for Life Without Parole.
- 6) Determinate sentence of 50 years or more.

US Armed Forces (Box 85)

Enter a "Y" if the inmate answers "Yes" to the following question: "Have you ever been a member of the US Armed Forces and were you honorably discharged?" If the inmate answers "No" enter "N." After a response has been documented on the CDC Form 839, CDC Form 840, or CDC Form 841, it is not necessary to address the issue again.

Caseworker Name (Boxes 86-94)

The counselor shall print his or her last name and first initial in capital block letters, in the boxes, indicating that the CDC Form 839 is accurate and complete.

61010.11.7 CSR Action

This Section is to be completed only by a CSR or a staff member specifically authorized to act in that capacity.

Inmates who are found guilty of a serious disciplinary while undergoing RC processing shall have that behavior recorded on a CDC Form 840 and not on

a CDC Form 839. The endorsement shall then occur on the CDC Form 840. No endorsement is required on the CDC Form 839 in these cases.

Last Name (Boxes 95-102)

The CSR shall print the first eight letters of his or her last name in CAPITAL BLOCK letters in the boxes provided.

Date of Action (Boxes 103-108)

Enter the number of the month, day, and last two digits of the year in which the action is taken.

Level IV Design (Boxes 109-111)

180 Status. If a male inmate has a Level IV Placement Score, the CSR shall make a determination regarding the exclusion of the inmate from a Level IV 270-design institution. If a male inmate meets the guidelines for exclusion from a Level IV 270-design prison, the CSR shall print the capital letter "Y" in Box 109.

Reason Code. If a "Y" has been entered in Box 109, the CSR shall print the reason code in Boxes 110-111 that describes the reason 270-design institution based on the established guidelines. Refer to DOM § 61010.11.6, Special Case Factors for Reason Codes.

- The counselor's evaluation regarding a male inmate's exclusion from a Level IV 270-design institution will be recorded in the Special Case Factors area of the score sheet.

Minimum Custody (Boxes 112-115)

Eligibility. The CSR shall print the letter "E," "L," or "P" in Box 112, consistent with the findings recorded on the Minimum Custody Screening Form. Print the letter "E" in Box 112 to document that the inmate is eligible for minimum custody. Print the letter "L" in Box 112 to document that the inmate is temporarily ineligible for minimum custody. Print the letter "P" in Box 112 to document that the inmate is permanently ineligible for minimum custody.

Reason Code. Print the code in Boxes 113-115 to identify the reason the inmate is either temporarily or permanently ineligible for minimum custody, for example, VIO, ESC, HOL, etc. If the inmate is eligible for minimum custody, print an "E" in the Minimum Custody Eligibility Box 112. Do not enter a reason code.

If an inmate is permanently excluded from Camp due to Arson, but is otherwise eligible for minimum custody in an MSF, enter "P" in Box 112 and enter ARS for Arson in Boxes 113-115 to ensure that inmate is not placed in a Camp.

CCRC Eligibility (Boxes 116-118)

The CSR shall enter the appropriate code for reentry eligibility.

- Print the letters REN in Boxes 116-118 if the inmate is eligible and wants to participate in CCRC.
- Print the letters REX in Boxes 116-118 if the inmate is eligible but does not want to participate in CCRC.

If the inmate is ineligible for CCRC placement, leave Boxes 116-118 blank.

Developmental Disability Program (DDP) Code (Boxes 119-121)

The Developmental Disability Program evaluation is recorded on a CDC Form 128-C2. The CSR shall print the most recent DDP code in the Boxes 119-121. The DDP code is the designation assigned by clinical staff.

Disability Placement Program (DPP) Code (Boxes 122-133)

The CSR shall make every effort to endorse a case that is identified as DPP on the CDC Form 1845, Inmate/Parolee Disability Verification, (Section C), to an appropriate institution.

The first three boxes are to be used for the impacting DPP code that most affects the inmate's placement. The CSR shall print the appropriate DPP code in Boxes 122-124. If there are additional codes that affect placement, enter those codes in Boxes 125-133.

The CSR shall print the non-impacting DPP codes assigned to the inmate in Boxes 125-133.

The C&PR or the RC-CCIII has the authority to code the DPP designation of inmates who have only non-impacting physical disabilities as identified in Section D of the CDC Form 1845. The C&PR or RC-CCIII shall print the non-impacting DPP code(s) in Boxes 125-133.

Administrative Determinants (Boxes 134-148)

An inmate whose Placement Score falls within one of the following ranges shall be placed in an institution, which is designated at the security level indicated, unless a reason for administrative or irregular placement is specified:

Placement Score	Security Level
0-18	I
19-27	II
28-51	III
52+	IV

Appropriate inmate placement is determined by both Placement Score and consideration of unusual or special case factors. Some case factors affect placement because of administrative policy requirements, commonly referred to as "administrative determinants." Placements based on these case factors, in a facility that does not correspond to the inmate's Placement Score, are "administrative placements."

Space is provided to record up to five administrative determinants. Enter applicable administrative determinants. An administrative determinant identifies both temporary and permanent case factors and alerts staff to safety and security considerations which may limit the inmate's eligibility for placement.

If there are not enough boxes to identify all applicable administrative determinants, give priority to those most related to security and safety.

Record those determinants, which are supported by documentation using the administrative determinant codes provided. If an administrative determinant code has already been entered as a Minimum Custody Reason Code (Boxes 113-115), it is not necessary to repeat that code here.

For example, if the inmate has an active felony hold, mental health concerns, medical concerns, and a possible restricted "R" custody, enter the applicable administrative determinants. Unless the medical condition is driving placement, the mental health diagnosis is the primary concern. Enter HOL for the Hold if the hold is active, is either a felony or a USINS hold, and supporting documentation for the hold is in the file. The "R" suffix is not entered pending evaluation. The CSR would therefore enter:

a) b) c)

P	S	Y
---	---	---

M	E	D
---	---	---

H	O	L
---	---	---

The following codes are the Administrative Determinant codes:

- **AGE.** Inmate's youthfulness, immaturity, or advanced age should be given strong consideration in placement or program decisions.
- **ARSON.** Current or prior conviction or a sustained juvenile adjudication as defined in CCR § 3375.2(b)(25) or good cause finding ruling rendered in a BPH or Parole Hearings Division proceeding, a sustained allegation in DJJ/CYA or Youthful Offender Parole Board proceeding or a probation violation finding in a court of law for arson, which limits where the inmate may be placed.
- **BEHAVIOR.** Inmate's behavior record indicates he or she is capable of successful placement at an institution security level lower than that indicated by the inmate's Placement Score. Not to be used if the inmate is housed at a security level higher than the inmate's Placement Score.
- **CAMP.** Placement due to a shortage of camp qualified inmates. Enter CAM to identify an inmate who is eligible or potentially eligible for camp placement.
- **DEATH sentence.** Inmate was formerly on death row or currently is sentenced to death.
- **DEPARTMENTAL review board.** Special placement ordered by the Departmental Review Board.
- **DISCIPLINARY history.** Inmate's disciplinary record indicates a history of serious problems or threatens the security of the facility.
- **ENEMIES.** One or more persons under the jurisdiction of the CDCR has been documented on a CDC Form 812 or 812-C as an enemy. his should also be used when victimization is very probable due to case factors, such as where the nature of the offense will very likely create an enemy situation at certain institutions. Includes current Protective Housing Unit cases and those who are natural victims because of their appearance or commitment offense.
- **ESCAPE potential.** Unusual circumstances suggest the inmate is a much greater escape risk than indicated by his or her Placement Score. For example, the inmate verbalized intent to escape.
- **FAMILY ties.** Inmate has strong family ties to a particular area where other placement would cause an unusual hardship.

- **GANG involvement or affiliation.** Documentation establishes that the inmate's gang association requires special attention or placement consideration.
- **HOLD, warrant, or detainer likely to be exercised.** For purposes of justifying a need for irregular placement based on a hold, the hold is to be active, be either a felony hold or USINS hold, and substantiating documentation must be located in the C-File.
- **INACTIVE.** Documentation establishes that the inmate's inactive gang status requires special attention or placement consideration.
- **LIFE sentence.** Apply LIF to identify an inmate serving a life sentence or life sentences.
- **MEDICAL.** The inmate's medical condition requires treatment or continuing medical attention not generally available at all facilities.
- **OUT-to-court.** Inmate needs to be housed in a particular facility in order to be close to a court jurisdiction where the inmate is required to testify in court or is being prosecuted. Includes situations where involvement in a court trial is anticipated because a disciplinary has been referred to the district attorney. Also, use this designation when a BPH appearance is imminent.
- **POPULATION pressures.** Shall be used by a CSR only. No beds presently exist at an institution with a security level indicated by the inmate's Placement Score.
- **PRELIMINARY release.** The short time remaining to serve limits or otherwise influences placement or program options. This factor shall also be used when a release date is so close that transfer or starting a long-term program is not warranted and when a short release date warrants special placement or program consideration.
- **PSYCHIATRIC.** A mental condition requires special treatment or may severely limit placement options. Includes Category B. Apply PSY to justify the administrative placement of an inmate who requires designated housing in accordance with an impacting DDP code.
- **PUBLIC interest case.** High notoriety of an inmate has caused public interest in the case and requires exceptional placement.
- **SCHOOL.** Inmate is involved in an academic program which is not available at an institution security level consistent with the inmate's Placement Score. Apply SCH to identify an inmate currently participating in a Substance Abuse Program who is being retained out of level to complete the Substance Abuse Program.
- **SEX.** Inmate has a prior incidence of rape, oral copulation, sodomy, or a lewd and lascivious act which requires restricted custody or placement.
- **SOR.** Sexual orientation. Inmate's bisexual or homosexual orientation may require special placement.
- **TIME to serve.** Inmate's time to serve is long, requiring placement at a facility with a security level higher than that indicated by the inmate's Placement Score.
- **VIOLENCE.** Inmate has a current or prior conviction for a violent felony, or a sustained juvenile adjudication including, but not limited to, those listed under PC § 667.5(c), which, as determined by the CSR, requires placement in a facility with a higher security level than that indicated by the inmate's Placement Score.
 - A sustained juvenile adjudication means a guilty determination or ruling rendered in a juvenile judicial proceeding.
 - In addition, the following administrative determinations regarding allegations of violent acts including, but not limited to, those offenses described in PC § 667.5(c), shall have the same force and effect as a current or prior conviction for a violent felony or a sustained juvenile adjudication:
 - Board of Parole Hearings or Parole Hearings Division good cause finding, or
 - DJJ/CYA/Youthful Offender Parole Board sustained allegation, or
 - A probation violation finding in a court of law.
- **VOCATIONAL training.** Inmate is involved in a vocational program which is not available at a facility with a security level which is consistent with the inmate's Placement Score.
- **WORK skills.** Inmate has a work skill in a critical trade for which special placement consideration may be warranted. This should also be used to request or approve work crew placements.

Mental Health Level of Care (LOC) (Box 149)

The CSR shall enter a "C" for CCCMS or an "E" for EOP in Box 149 to identify the inmate's mental health LOC only at the time of endorsement.

Institution Approved (Boxes 150-156)

Print the first two, three, or four initials of the institution or facility name in Boxes 150-153. Print the security level, subfacility designation, or program in Boxes 154-156. Enter only one letter or number in each box. Empty boxes should be to the right.

For example, Sierra Conservation Center, Level I is recorded as:

S	C	C		I		
---	---	---	--	---	--	--

CSP, San Quentin, Level II is recorded as:

S	Q			I	I	
---	---	--	--	---	---	--

California Institution for Men, Minimum is recorded as:

C	I	M		I		
---	---	---	--	---	--	--

North Kern State Prison, Level III is recorded as:

N	K	S	P	I	I	I
---	---	---	---	---	---	---

Endorsement to the Restitution Center is recorded as:

L	A			C	C	C
---	---	--	--	---	---	---

Reason for Administrative or Irregular Placement (Boxes 157-159)

The CSR or authorized staff completes this item only if the security level approved is not commensurate with the inmate's Placement Score. If the level does not correspond, the CSR or authorized staff shall enter the reason for the administrative or irregular placement using the appropriate administrative determinant code to justify placement.

Some case factors affect placement because of administrative policy requirements. Policy-determined factors are "administrative determinants" and placements in a facility based on these, which do not correspond to the inmate's Placement Score, are "administrative placements."

There are also special case factors that, while not governed by policy, influence placement by determining program priorities. For example, the inmate's score level is reduced, but he or she is retained in a higher security level to complete academic or vocational train or to fill a skilled worker position or the population is such that no suitable bed at the inmate's security level is immediately available. When placement occurs under such circumstances, it shall be recorded as an "irregular" placement.

61010.12 RC Transfer Disagreements

If the RC's Associate Warden disagrees with the CSR's action, the inmate shall be retained at the RC while the case is presented to another CSR. If a second CSR does not resolve the issue, the Chief, Classification Services Unit, shall be contacted for a decision.

61010.13 CSR Special Transfer Review

RC cases determined to require security housing placement shall be presented for routine CSR review.

61010.14 CSR Review of Transfer Delays

If an inmate is not transferred within 120 days from the date of CSR endorsement, the endorsed case awaiting transfer shall be presented to the CSR prior to the 121st day for an additional 120-day extension upon written documentation confirming that there is no change to case factors and that endorsement remains appropriate.

A subsequent 120-day extension shall require the CCI and the CCII Supervisor to audit the central file. The CCI and CCII shall complete a formatted CDC Form 128-G, Classification Chrono.

The request for a 120-day extension of a CSR endorsement shall not require a classification committee action unless case factors have changed or other information is identified, which renders the CSR endorsement to be no longer appropriate.

An endorsed case awaiting transfer may be extended no more than twice beyond the initial 120-day period.

61010.15 Processing of Inmates into Community Correctional Facilities (CCF)

The efficient and timely processing of inmates into CCFs requires the sharing of information, cooperation, and coordination among the staff of

CDCR institutions, transportation, and non-State private vendors. Parole Violators Returned to Custody are eligible to be processed via the Detention Processing Unit to a Community Correctional Facility.

Institutions' Function/Responsibility

Inmates shall be processed from RC and program institutions. The sending institution shall screen and approve inmate placement in CCFs per established placement criteria.

Documents to be Forwarded

Institutional records' staff shall prepare the CDC Form 135, Inmate Transfer Record, and copies of Central File (C-file) documents per CDC Form 1740, Community Correctional Facilities Field File Checklist, to accompany the inmate.

Institution records' staff shall update Offender Based Information System (OBIS).

Institution records' staff shall forward the C-file the day after the inmate is transferred, to the CCF records office.

Institution staff shall coordinate with the appropriate regional transportation unit regarding the number of inmates to be transferred and to schedule their movement.

Regional Transportation Unit Responsibilities

Regional transportation staff shall coordinate with the CC III/Classification & Parole Representative (C&PR) and facility staff to ensure the timely movement of inmates to and from CCF. All incoming movement is coordinated with the Division of Adult Institutions and then disseminated to the Regional Hubs with pick-up dates and number of inmates.

CCF Responsibilities

Coordinate with regional transportation units and institution CC-III/C&PR to ensure timely movement of inmates.

The receiving facility staff shall ensure a signed SOMS - Notification in Case of Inmate Death, Serious Injury, or Serious Illness, and a release of information is obtained from each inmate at the intake interview.

The facility staff shall ensure existing guidelines are followed for the return of inmates who are, or become, unacceptable for their program.

61010.16 Endorsement of Cases Paroled from RCs

All inmates who are delivered to a reception center to serve a term in the CDCR shall receive an endorsement from a CSR or other staff member specifically authorized to act in that capacity. This requirement is not waived for inmates who parole from RCs. This endorsement is required by departmental data systems and shall be obtained for every inmate received by the CDCR. This does not apply to "paper commitments" (inmates who are committed to the CDCR but are not delivered to the RC).

The CSR shall enter the date of endorsement and enter the institution abbreviation followed by the letters "RC"; e.g. "NKSP-RC" with an irregular placement reason of "PRE." The endorsement may be completed by an RC CCIII in the absence of a CSR.

61010.17 Revisions

The Director, Division of Adult Institutions, or designee shall ensure that the content of this Section is current and accurate.

61010.18 References

PC §§ 1203 and 2930.
CCR (15) §§ 3000 and 3375.

ARTICLE 2 — CASE CONSIDERATIONS

Revised July 26, 2004

61020.1 Policy

Inmates received by the California Department of Corrections and Rehabilitation (CDCR) shall be evaluated on an ongoing basis, and significant case information shall be documented in the central file (C-file).

61020.2 Purpose

This Section establishes standard procedures and guidelines for the orderly acceptance and documentation of significant case information necessary for the transfer and safety of inmates. It includes methods to update inmate classification scores and the proper documentation of critical and confidential information.

61020.3 CDC Forms 812, 812-A, 812-B, and 812-C

Any information regarding an inmate/parolee which is or may be critical to the safety of persons inside or outside an institution shall be documented as required below on a CDC Form 812, Notice of Critical Case Information--Safety of Persons (Nonconfidential Enemies); a CDC Form 812-A, Notice of

Critical Information--Prison Gangs Identification; CDC Form 812-B, Notice of Critical Information--Disruptive Group Identification; and CDC Form 812-C, Notice of Critical Information--Confidential Enemies. The purpose of these forms is to alert staff to safety/security concerns and/or information regarding an inmate/parolee that may be critical to his/her placement. CDC Forms 812, 812-A, 812-B, and 812-C and all documents referred to on the forms shall be filed in the C-file of each identified inmate/parolee. These forms, as applicable, and all supporting documents shall be reviewed and considered in the transfer, placement, and case supervision of any inmate/parolee. Any confidential material affecting the critical case factors of an inmate/parolee shall conform to the provisions of CCR § 3321. Entries on these forms must be supported by detailed documentation required elsewhere in the C-file. The reverse sides of these forms shall not be written on.

61020.3.1 Reception Center (RC) Initiation of CDC Forms 812 and 812-C

RC staff shall complete CDC Forms 812 and 812-C (if applicable) for each newly committed or returned inmate and place it in the inmate's C-file before referral to the Classification Staff Representative (CSR) or before the inmate's release to parole, discharge, or another jurisdiction.

61020.3.2 Institution Update of CDC Forms 812 and 812-C

Counseling staff shall update the CDC Forms 812 and 812-C (if applicable) as any critical information becomes known and is documented in the inmate's C-file and within 30 days of transfer. The CSR shall not take any action on transfers unless the CDC Forms 812 and 812-C (if applicable) or updates are within 30 days. When updates can no longer be accomplished on a current form due to lack of available entry space, staff shall prepare new CDC Forms 812 and 812-C (if applicable) to update the previous information and use the OBIS to verify all enemy locations.

Upon verification of a previously undocumented enemy, where that enemy is located at another institution, facility, or parole region, the assigned Correctional Counselor (CC) I shall, within five working days of receiving the documentation related to the enemy situation, complete a CDC Form 812X, Enemy Information Transmittal, and forward the form with supporting documentation to the institution's Classification & Parole Representative (C&PR) or RC-CCIII. Within five working days of receiving the forms, the C&PR or RC-CCIII shall ensure that the green copy is placed in the C-file of the identified enemy and forward the white and yellow copies of the CDC Form 812X and supporting documentation to the C&PR or RC-CCIII at the institution or facility or the Case Records Administrator in Parole Case Records North/South where the identified enemy is located. For those CDC Form 812Xs being sent to the Case Records Administrator in Parole Case Records, the CDC Form 812Xs shall be placed in an envelope marked "Confidential" and separate from any other mail and be addressed to the Case Records Administrator. A separate CDC Form 812X shall be completed for each newly identified enemy. A CDC Form 812X shall not be completed when the inmate identified as an enemy has been discharged. When the CDC Form 812 is updated and the identified inmate enemy has returned to the CDCR with a new number, a CDC Form 812X shall be completed within five (5) days of discovery and the process as outlined above shall be followed.

Within one (1) working day of receiving a CDC Form 812X, the C&PR/RC-CCIII shall ensure that the documents are forwarded to the identified inmate's assigned CCI. Within five (5) working days of receiving the documentation, the CCI shall ensure that the identified inmate's CDC Form 812/812-C is updated and that the CDC Form 812X and supporting documentation are placed in the inmate's C-file. The CCI will return the yellow copy of the completed CDC Form 812X to the C&PR/RC-CCIII who shall, within four (4) working days, return the yellow copy of the CDC Form 812X to the sending institution or parole region. Upon receipt of the completed yellow copy of the CDC Form 812X, the C&PR/RC-CCIII at the sending institution shall ensure that the completed yellow copy of the CDC Form 812X is placed in the identified inmate's C-file and the green copy is removed and destroyed.

Within five (5) working days of receiving a CDC Form 812X, the Case Records Administrator at Parole Case Records North/South shall ensure that the CDC Form 812X and accompanying documentation are placed in the inmate/parolee's C-file on the top of the Classification section of the file. If returned from Parole/CCF/CCRC to an institution, the receiving institution shall ensure that the file is updated with the enemy information and that the yellow copy of the CDC Form 812X is returned to the sending institution. Upon receipt of the completed yellow copy of the CDC Form 812X, the C&PR/RC-CCIII at the sending institution shall ensure that the completed

yellow copy of the CDC Form 812X is placed in the identified inmate's C-file and the green copy is removed and destroyed.

61020.3.3 Paroles Update of CDC Form 812

Parole staff shall update the CDC Form 812 as any critical case information becomes known and is documented for inclusion in a parolee's file. The form shall be updated before the parolee's file is forwarded by the parole region to any other location, including the CDCR's Archives Unit.

61020.3.4 Verification and Documentation of Enemy Information

Inmates, who staff believe are likely to do mortal or serious injury one to the other if given the opportunity, shall be considered enemies. Inmates, who claim to have an enemy, are responsible for providing sufficient information to positively identify the claimed enemy. Staff shall make concerted efforts to evaluate, verify, and document this information. Verification may include an interview with the alleged enemy when it can be done without jeopardizing an investigation or endangering the inmate. Information shall be documented on a CDC Form 812, 812-C (if applicable), and a CDC Form 128-B, General Chrono, indicating the results of the investigation, which supports or verifies this information.

61020.4 Recording on the CDC Form 812

When notations (names, number, circumstances, and comments) are recorded on a CDC Form 812 and 812-C (if applicable), the recording staff person shall ensure such critical information is included on the CDC Form 812 of each identified inmate or parolee. Where inmates or parolees are located elsewhere, such notifications shall be made by a photocopy of both the CDC Form 812 and the supporting documentation.

61020.5 Information Documentation CDC Form 812

The CDC Form 812 is non-confidential. It shall contain no references to documents in the confidential materials folder and not be filed in the confidential folder. Care shall be exercised in making notations on the CDC Form 812 to avoid disclosing any confidential information. Confidential information shall be documented on a CDC Form 128-B. Confidential enemies shall be recorded on a CDC Form 812-C.

The inmate shall have access to the fact that there is confidential information in the file; however, the contents shall not be disclosed.

Notations are reserved for three specific kinds of information: "Non-Confidential Enemies," "Deletion of Prior Enemies," and "Suspected Gang Affiliations." When there are numerous documents in a file, all related to the same critical information, the notation on the CDC Form 812 shall refer the reader to only the original sources or most significant documents. The reader is thus alerted that critical information exists in the file and is responsible for locating and considering any other related information/documents.

No Known Enemies or Gang

When there is no critical case information relating to the safety of persons to document, indicate "NONE" under CDC Number and/or gang section if there are no enemies and/or gang concerns. Decisions or actions, which may affect the safety of persons, shall consider all available information and not solely the presence or absence of notations.

Notations on a CDC Form 812 shall be typed or printed in ink and dated. The staff person making or authorizing the notation shall be identified by their name, title, and institution or parole region.

Each CDC Form 812 and all documents referred to on the form are permanent and shall be retained in the inmate's/parolee's file in accordance with procedures outlined in Department Operations Manual (DOM) § 72010, Types of Records.

Supporting Information

All written notations on a CDC Form 812 shall be supported by documentation contained elsewhere in the file. A CDC Form 128-B shall be used to document notifications unless the information is already supported by other file material, which need only be referenced. It is the reporting employee's responsibility to ensure that the information is placed in the file and that it is properly listed on the CDC Form 812.

Institution Gang Investigator (IGI) Referral

Gang involvement information shall be verified by a thorough investigation using the IGI, investigative lieutenant, or other designated staff.

Providing False Information

If it is determined the inmate has given false information, staff shall take appropriate action pursuant to California Code of Regulations (CCR) § 3021.

61020.6 Prison Gang Information Documentation on CDC Form 812-A, Notice of Critical Information-Prison Gang Identification

When a prison gang affiliation is entered on the CDC Form 812, staff shall prepare a CDC Form 812-A. This form shall be completed only when

inmates have been designated as a member, associate, or drop-out of a prison gang.

The CDC Form 812-A shall be completed in detail. The designation of an inmate as a member, associate, or drop-out, or in need of protection from a prison gang shall be verified, and all supporting documentation listed on the form.

IGI

The IGI shall prepare a CDC Form 128-B to summarize the verification of the inmate's involvement. In many cases, it will be necessary to provide more than one item of verification. IGIs or investigative lieutenants shall review and sign each CDC Form 812-A prior to its placement in the inmate's file to ensure that an inmate is not given a prison gang designation unless adequate supporting documentation is contained in the inmate's file. The reverse side of the CDC Form 812-A shall not be written on.

Updating

The CDC Form 812-A shall be reviewed and updated at each annual classification review and during any review for a transfer.

61020.7 Prison Gang Identification Methods

Methods of identification shall include a reference to each source document in the inmate's/parolee's file and adhere to the following guidelines:

Self Admission. Shall require verification from another source.

Tattoos and Symbols. Body markings identified by IGIs as indicative of specific prison gangs.

Written Material. Any material or documents determined to indicate prison gang involvement or activity such as membership lists, enemy lists, gang constitutions, structure, codes, or training materials of specific groups.

Photos. Individual or group photographs with gang connotations such as insignia or symbols or group photos with known gang members.

Staff Information. Documented staff observations, which reasonably indicate and verify gang involvement or association. The inmate's C-file shall be reviewed for corroborating CDC Form 115, Rules Violation Reports, CDCR Form 837 Series, Incident Reports, probation officer reports and other reports.

Other Agencies. Information provided by other agencies shall be documented. If the information is received orally, CDCR staff shall document the information, citing the source and the validity (such as the other agency's basis for determining an affiliation).

Association. Enter only information related to the inmate's/parolee's association with known gang members or with persons directly linked to known gang members. Such information can relate to street associations, crime partners, institutional associations, or visitors or correspondents of gang members.

Confidential Sources. The date of the information and the type of the source shall be noted. Any document relating confidential information from an inmate source shall also include an evaluation of the source's reliability and otherwise meet the requirements for the use of confidential information as specified in DOM § 61020.8.

Commitment Offense. Where the circumstances of an offense reveal evidence of gang affiliation, the counselor shall check for such indicators as victim, gang related crime, crime partners, witnesses, ethnic consideration, area of commitment, or "home town." "Home town" and ethnic considerations alone shall not determine gang affiliation, but shall be considered in context with other substantiating information.

Legal Documents. Probation Officer's Report (POR) or court transcripts.

Visitors. Documentation shall be made of visitors who are known gang "runners," street members, or members of an organization which associates with prison gangs.

Debriefing Reports. Official material detailing the voluntary statement of an inmate or parolee who claims to have dropped out from a prison gang or disruptive group.

61020.8 Confidential Material Criteria

The following types of information shall be classified as confidential:

- Information which, if known to the inmate, parolee, or others would endanger the safety of any person.
- Information which would jeopardize the security of the institution.
- Specific medical or psychological information which would be medically/psychologically detrimental if known to the inmate or parolee.
- Information provided and classified confidential by another governmental agency.

- Notwithstanding the above, information provided by an inmate/parolee, which is documented in a debriefing or other report, providing the inmate/parolee has requested a confidential designation and the gang coordinator/investigator or other staff per DOM § 61020.10 has determined security or safety would best be served by filing the report in the inmate/parolee's confidential folder rather than another section of the C-file.

61020.9 Confidential Material Use

CSRs are designated auditors of confidential information.

The hearing officer for a rules violation report shall ensure that the use of confidential information pertaining to the violation being adjudicated is properly disclosed and documented.

No inmate shall be approved for transfer to another institution based on confidential information, which is not properly documented and disclosed on a CDC Form 1030, Confidential Disclosure Form.

The identity of a confidential source may be kept confidential if disclosure would endanger the source, any person, or institutional security.

Decisions in disciplinary hearings based upon confidential information shall be supported in a confidential memorandum, incident report, or finding portion of the CDC Form 115 with investigative information and appropriate documentation.

These documents shall contain:

- A statement in support of CCR § 3321(c)(1) detailing the past information provided and why the confidential informant is considered reliable for the current incident.
- Whether the current information is first-hand or hearsay.
- Whether documentation or other "circumstances surrounding the event" would lead the decision maker to believe the information is true.
- In the case of multiple confidential sources, the degree of reliability of each source shall include how each statement compares with the other statements, and the circumstances or evidence on which the conclusion of reliability was based.
- The description of the "circumstances" shall state how it was possible that the events occurred as described by the confidential sources, and include any facts or evidence (who, what, when, and how) which confirm the truthfulness of "some" aspect of the source's statement.

61020.9.1 Confidential Material/Reliability of Source

No decision shall be based on information from a confidential source unless other documentation corroborates the information received from the source, or unless the circumstances surrounding the event and the documented reliability of the source satisfies the decision maker(s) that the information is true.

The description of the "circumstances" shall state how it was possible that the events occurred as described by the confidential sources, and include any facts or evidence (who, what, when, and how) which confirm the truthfulness of "some" aspect of the source's statement.

A confidential source's reliability may be established by any one of the following:

- The source has previously given information which proved to be true. The type of information provided and, if possible, the date the information was provided, (e.g., the CDC Form 128-B dated 3-2-01 in which the inmate informed staff on the location of weapons which were subsequently found).
- Multiple sources independently provide the same information. If two or more reliable informants give conflicting information, staff must provide a statement explaining why information provided by one source is more reliable than that provided by another. If two or more sources give conflicting information and all sources have not been determined to be reliable, then further efforts must be undertaken to determine the reliability of at least one source.
- The source implicates him/herself in criminal activity when providing the information. For example, a drug trafficker who identifies others and in doing so implicates him/herself.
- Part of the information provided is corroborated through investigation or by information provided by non-confidential sources. For example, a source provides information on the location of a weapon and the person responsible, and the location of the weapon proves true.
- The confidential source is the victim.

Note: Extreme care shall be taken to ensure that the evaluation of reliability does not reveal the identity of the confidential source.

61020.10 Confidential Material Folders

A removable confidential materials folder shall be provided in each C-file containing confidential information. Only case information, which meets the criteria for confidentiality shall be filed in the confidential material folder.

Proposed confidential documents shall be reviewed, signed, and dated by a staff person at the Correctional Counselor (CC) III, Parole Agent (PA) III or higher staff level to approve their being marked confidential and placed in the confidential folder of an inmate's or parolee's C-file or a parolee's parole field file.

Classification Committee

Every classification committee shall review the confidential material folder of each case being considered. If unclassified or inappropriately classified material is present, it shall be reclassified and appropriately refiled.

61020.11 Confidential Material Security

Every reasonable administrative, procedural, and physical safeguard shall be established and followed to ensure the security and confidentiality of files to protect against disclosure, damage, harm to an individual, or destruction of the information.

Hand Deliver

Material designated as confidential shall be either hand delivered by a staff person to the person responsible for placing it in the confidential folder of the C-file or parole field file, or it shall be placed inside of a sealed envelope which has been marked confidential and mailed to the office which maintains the C-file or parole field file.

Stamped "CONFIDENTIAL"

Any document designated as containing confidential information, either in total or in part, shall be conspicuously stamped at the top and bottom of the document with the word "CONFIDENTIAL" in red ink. If the document consists of more than one page, each page shall be so marked.

Authorized Limited Disclosure

Inmate/parolees shall be permitted to review their own debriefing reports, which may be designated confidential at their request. Disclosure of the debriefing report shall be authorized by the gang coordinator/investigator. Disclosure of reports other than debriefing reports shall be authorized by a CCIII, PAIII, or higher. Prior to the inmate/parolee's review, the report shall be reviewed by appropriate staff to ensure other types of confidential information are not contained therein and subsequently wrongfully disclosed.

61020.12 Archive File Reviews

To ensure accurate classification and appropriate placement of inmates, available information regarding an inmate's prior incarceration is to be reviewed and considered as part of a thorough, objective evaluation of the inmate's security and custody needs. The counselor shall order and review an archive file upon discovery that the inmate has a prior CDCR term, Civil Addict commitment, or Division of Juvenile Justice/California Youth Authority (DJJ/CYA) commitment, which has not been previously reviewed and incorporated into the inmate's current C-file. An inmate may have a prior Civil Addict commitment that is still active. The central file of an active Civil Addict commitment can be requested from the California Rehabilitation Center (CRC).

If the inmate was incarcerated in a federal institution or out-of-state, an attempt shall be made to get a synopsis of the inmate's prior incarceration behavior. If the inmate has a prior CDCR term or Civil Addict commitment, the counselor shall also check the "COFQ" screen in the OBIS to determine if there is a confidential folder to request.

Archive files often contain critical information, which may or may not be found in an inmate's current C-file. Some examples are as follows:

- Enemy concerns.
- Escape history.
- Gang involvement.
- Investigative findings.
- Serious Rule Violation Reports.
- A "Sustained" petition from a juvenile court (which may be located in a DJJ/CYA file only).
- A finding of "Good Cause" by the Board of Parole Hearings (BPH).
- Medical information.
- Victim notification (which would be located in the confidential folder).

Performance of archive file reviews may result in a need to correct the Placement Score, change the security level, and/or refer the case to the CSR for transfer consideration. Inmates temporarily ineligible for Camp/Minimum Support Facility (MSF) placement due only to Placement

Score may become eligible after completion of the archive file review. Conversely, inmates may appear to be eligible for Camp/MSF placement; however, the archive file may reflect case factors which exclude Camp/MSF placement.

61020.12.1 Impact of Archive Review on Camp/MSF/CCRC Placement

If an archive file review is pending completion and the inmate is otherwise eligible for Camp/MSF placement, the case may be endorsed by a CSR for Camp/MSF (not direct placement). After a thorough review of available case information, a classification committee has the discretion to grant minimum custody and place an inmate into a Camp/MSF prior to receipt and completion of the archive file review. If the committee finds no precluding factors for Camp/MSF and there are no concerns to warrant waiting for the archive file review, the committee may grant minimum custody and clear the inmate for Camp/MSF placement.

However, when there is a possibility of a case factor contained in the archive file that may preclude Camp/MSF eligibility, the Archives Unit shall be informed of the need to expedite the request for the archive file.

Do not endorse a case for CCRC placement pending archive review.

61020.12.2 Archive File Review Procedures

The counselor shall review the inmate's current criminal history through the California Law Enforcement Telecommunication System (CLETS) and the Criminal Identification and Information (CI&I) to determine if there is a discharged CDCR term, Civil Addict commitment, DJJ/CYA commitment, federal term, or out-of-state term, which has not been previously reviewed and documented.

If the inmate has a discharged CDCR term or Civil Addict commitment and the archive file has not been previously requested, the counselor shall complete the Request for Discharged Archives Files. The request shall include the inmate's full name, current CDC number, discharged CDC number, box number (assigned to discharged cases beginning in the late 1990's), and discharge date. Discharge dates can be obtained from the OBIS "COFQ" screen or CLETS/CI&I. Box numbers can be obtained from the OBIS "KMHQ" screen. Pursuant to Penal Code (PC) § 1203.03 ("Z" cases), records on diagnostic cases are not available after three years from the discharge date. (Note: When an inmate's CDCR term is discharged, the parole region indicates in the OBIS "KMHQ" screen the box number in which the Central File is placed. Indicating the box number, when noted on the request form, assists the Archives Unit in locating the C-file.)

The "COFQ" screen in OBIS shall be checked to determine if there is a confidential folder under the discharged CDC number. If there is a confidential folder, the counselor shall complete the Request for Discharged Confidential Folder form. The request shall include the inmate's full name, current CDC number, discharged CDC number(s), discharge date, and CI&I number.

If the inmate has a discharged DJJ/CYA commitment and the DJJ/CYA file has not been previously requested and reviewed, the counselor shall complete the DJJ/CYA file request.

NOTE: DJJ/CYA archive files are no longer available if the DJJ/CYA commitment has been discharged for seven (7) or more years.

The counselor shall complete the Notice of Requested Archive File, Confidential Folder, or DJJ/CYA File half-sheet, punch holes, and place it inside the back of the C-file folder where the archive file is normally located. This will be utilized to ascertain whether or not the archive file, confidential folder, or DJJ/CYA file has been requested. The counselor shall complete a separate half-sheet for each archive file, confidential folder, or DJJ/CYA File requested.

If an archive file, confidential folder, or DJJ/CYA file has been requested but not received prior to completion of the Institution Staff Recommendation Summary (ISRS), the RC counselor shall note the discharged number and date the archive file was requested in the Casework Follow-up section of the ISRS.

The counselor shall submit the request for the archive file, confidential folder, or DJJ/CYA file to the Records Office. The Records Office shall FAX the request to the appropriate destination (as indicated on the request form) within seven (7) days. If the archive file, confidential folder, or DJJ/CYA file is not received within 90 days, the counselor shall call the Archives Unit, ID/Warrants Unit, or DJJ/CYA Master Files Section to determine if the request needs to be sent again.

If applicable, federal institutions and out-of-state agencies shall be contacted by the counselor. Any information provided, whether written or oral, shall be summarized and documented in a CDC Form 128-B. (Note: The Archives Unit does not maintain records on Interstate "I" numbers. A C-file for an "I" number does not exist. An "I" number is on parole here in

California serving parole that was imposed by another state. An "I" number has never served any prison time in California. Therefore, when requesting records on "I" numbers, the out-of-state agency shall be contacted by the counselor.)

Each time a counselor makes contact with another agency (federal, state, county, etc.) requesting records or receiving information on an inmate's prior incarceration behavior, it shall be documented in a CDC Form 128-B. This will ensure that staff reviewing the case are aware of the information and any efforts that have been made to obtain the information.

Upon receipt of the Archive File, Confidential Folder, or DJJ/CYA File, the counselor shall review the file for information that may affect the inmate's Placement Score, housing, custody, program, medical/psychiatric needs, or any other pertinent factors.

The counselor shall summarize the information compiled from the archive file review in a CDC Form 128-B and secure it in the C-file. A pre-formatted Archive File Review, CDC Form 128-B may be used to document the archive file review.

Upon completion of the archive file review, confidential folder review, or DJJ/CYA File review and documentation in a CDC Form 128-B, the counselor shall update or correct the appropriate documentation in the current C-file including, but not limited to, the following:

- Documentation of enemies on the CDC Form 812 and/or CDC Form 812C, Notice of Critical Information-Confidential Enemies;
- Incorporation of confidential information into the current confidential folder;
- Correction of the CDC Form 839, CDC Classification Score Sheet, and CDC Form 840, CDC Reclassification Score Sheet, and CDC Form 841, Readmission Score Sheet.

If the archive review results in a need to change the inmate's housing, program, custody, or security level, the counselor shall schedule the case for review by the next available classification committee. If a safety/security issue is identified, the counselor shall immediately notify the CCI (Supervisor) and/or available supervisory custody staff and ensure the appropriate action is taken.

The Records Office shall maintain security of DJJ/CYA files until returned to the DJJ/CYA. Note: DJJ/CYA files are to be returned to DJJ/CYA within 30 days of receipt.

CDCR archive files and archive confidential folders are not to be returned to the Archives Unit or ID/Warrants Unit. They are to be permanently retained in the current C-file.

If an archive file is received for an inmate that has been transferred, Records Office staff shall forward it to the inmate's current institution immediately.

If the archive file is received at the RC prior to the case being reviewed by the CSR, the archive file review, documentation in a CDC Form 128-B, and necessary updates and corrections to the C-file shall be completed at the RC to ensure the recommendation to the CSR is appropriate. If it is discovered that an archive file was not requested at the RC, the receiving institution shall submit the request.

With the exception of RC cases, all cases presented to the CSR for transfer consideration that have a discharged CDCR term, Civil Addict commitment, or DJJ/CYA commitment require completion of the archive file review and documentation in the C-file. If the archive file review has not been completed prior to the CSR review, the effort to obtain it and the reason the case is being referred to the CSR prior to the archive file review shall be described in the CDC Form 128-G, Classification Chrono.

61020.13 CDC Form 840

Classification and reclassification of inmates will normally be made pursuant to the CDC Inmate Classification Scoring System except when in the exercise of the discretion and judgment of the departmental officials it is deemed necessary to depart there from in individual cases. Such departures from the system shall be made for the purpose of ensuring the safety of inmates, correctional personnel, and that of the general public as well as for special institutional and/or programming needs.

61020.13.1 Procedures

A CDC Form 840 shall be completed as part of the regular classification process and anytime the case is presented to a CSR or when staff act for a CSR. It is intended to provide a cumulative record of the inmate's progress and changes in major case factors. Changes are documented at six or 12-month intervals except that a major change, which can lead to special housing or transfer consideration, shall be documented as it occurs.

The CDC Form 840 contains two carbonless copies and shall be written on a hard surface with black ballpoint pen. Do not use felt tip markers or soft-

point writing instruments. The computer copies shall be sent at least weekly to:

Department of Corrections and Rehabilitation
Information Quality Support Section
P.O. Box 942883
Sacramento, CA 94283-0001

Distribution of the "tear-off" copies is made before the C-file is re-filed, except when the case is to be presented to a CSR for review.

Copies shall remain attached to the original until the CSR action is documented and then shall be distributed.

Retain

The CDC Form 839, CDC Form 840s, and CDC Form 841s shall remain in the C-file and are not to be purged.

61020.14 Updating for Regular Reclassification Review

The first CDC Form 840 shall be completed 12 months after the date the inmate was received in the CDCR and annually thereafter. The annual review committee hearing may be conducted thirty days prior to the inmate's Review Period Ending Date, during the month due, or thirty days after that date.

No matter when the committee hearing is held, the inmate's previously established review period dates shall remain the same.

If the inmate's annual review is conducted prior to the established Review Period Ending Date, it provides for the possibility that serious negative behavior or below-average performance could occur subsequent to the annual review committee hearing, but prior to the Review Period Ending Date. If that does occur, a reevaluation of the inmate's score as documented on the CDC Form 840 shall be necessary, and may require a correction to that score sheet.

When a CDC Form 840 is being prepared for a classification hearing for transfer consideration, the counselor shall determine the Favorable Behavior points to be awarded based on the number of six-month review periods to be considered. Unfavorable Behavior shall also be documented if not already recorded on a prior score sheet. These updates shall be done regardless of the inmate's housing. For example, an inmate's placement in a Security Housing Unit (SHU) shall not preclude adjustments to the inmate's score for Favorable or Unfavorable Behavior and shall not preclude the inmate's annual review committee hearing.

The inmate shall be given a copy of the CDC Form 840 after the review is completed.

The current Placement Score shall be recorded on the CDC Form 128-G documenting the committee's action.

Out of Level Placements

If the inmate's current Placement Score is within a different security level than that of the facility where he or she is housed, the counselor shall check the last CSR Action recorded on previous score sheets and/or CDC Form 128-G for any "Administrative or Irregular Placement" approval. If no approval is noted, the case shall be presented to the next CSR for evaluation. An out-of-level placement involving an override down for an inmate with a Level II Placement Score who is otherwise eligible for MSF or Secure Level I placement at that institution shall not require review and endorsement by a CSR. The institutional C&PR shall review and endorse the case. The C&PR is authorized to apply the administrative determinant or irregular placement code of WOR to justify an override of the inmate's Level II Placement Score to house that inmate in the MSF or Secure Level I at that institution when the C&PR finds the inmate to be otherwise eligible at that institution for MSF placement or Secure Level I placement.

Where an approval is noted, and the inmate's adjusted Placement Score moves him or her to another security level designation, the case shall be presented to the CSR for transfer evaluation. A CSR approval for "Administrative or Irregular Placement" is valid only as long as the inmate's Placement Score remains within the same security level as when the approval was given. An inmate shall not remain at a facility with a security level that does not match his or her placement score level unless approved by a CSR or other authorized endorsing authority.

61020.15 CSR Review for Placement or Transfer Endorsement

Cases submitted to a CSR for transfer consideration must have a new CDC Form 840. Each inmate transferred will have a current Placement Score, so the receiving institution does not need to do a review until the appropriate period of time has lapsed.

Whenever a case is presented to a CSR or authorized staff for placement or transfer endorsement, an updated CDC Form 840 shall be provided in the C-file with the CDC Form 128-G, which makes the referral.

An updated CDC Form 840 is not required for the CSR approval of the following temporary placements:

- Placement in an ASU Hub.
- Placement in a Mental Health Crisis Bed.
- Medical and Return Transfers.
- Approval of an ASU Extension.

After the CSR's review and completion of the Classification Staff Representative section, detach and distribute one copy each to the inmate and Information Quality Support Section before filing the original in the C-file.

Resubmittal to CSR

When a case is resubmitted to a CSR to appeal the endorsement decision of another, a new CDC Form 840 is required as each submittal is a separate transaction. Distribute the copies of the CDC Form 840, which contain the original CSR action, regardless of the second CSR's decision. This will close out the first transaction.

Do not reassess points for negative or positive behavior from the previous CDC Form 840. Indicate only new information since last review.

CSR Endorsement

A CSR endorsement shall remain effective for 120 days from the date of endorsement.

If an inmate is not transferred within 120 days from the date of CSR endorsement, the endorsed case awaiting transfer shall be again presented to a CSR prior to the 121st day for a 120-day extension of the endorsement if there is no change to case factors and the endorsement remains appropriate.

Each request for a 120-day extension of an endorsement shall be documented on a CDC Form 128-G and requires confirmation that the CCI and the CCII Supervisor audited the central file; updated the CDC Forms 840, 812, 812-C (if applicable); verified that case factors impacting the appropriateness of the CSR endorsement have not changed; and confirmed that the initial CSR endorsement remains appropriate. The CCI's review and CCII Supervisor's authorization for endorsement extension shall serve as a classification action. The CCI and CCII shall sign and date the CDC Form 128-G.

The request for a 120-day extension of a CSR endorsement shall not require review by a Unit Classification Committee (UCC) or Institutional Classification Committee (ICC) unless case factors change or other information is identified which renders the CSR endorsement to be no longer appropriate.

An endorsed case awaiting transfer may be extended no more than twice beyond the initial 120-day period.

Upon discovery of information that a CSR endorsement is no longer appropriate, the institution shall not allow the transfer to occur. The case shall be referred for UCC or ICC, as appropriate, to determine appropriate placement. The UCC or ICC shall substantiate placement recommendation and refer the case for transfer consideration or retention in current placement.

61020.16 Processing Inmates Through a Different Facility Than CSR Approved

Inmates endorsed by a CSR to a subfacility of an institution complex may be received and processed through a higher security level unit. Such cases are to be transferred to the subfacility at the first opportunity or, when beds are not immediately available, placed on a waiting list. If a classification committee discovers special case factors, which prohibit movement to a lower security level, the case shall be presented to a CSR within 30 days for further evaluation. Any such case not presented to a CSR shall be on an approved waiting list.

61020.17 Transferring Inmates Between Facilities in the Same Complex

Transfer of inmates for more than 30 days between different security level subfacilities of an institution complex requires the same procedure as transfers between institutions. However, the C&PR is delegated the authority to act as a CSR when the facility security level conforms to the inmate's Placement Score or when an inmate with a level II Placement Score is being placed in the level I facility (MSF or secure level I) at that institution. The C&PR shall endorse the case and record WOR as the code for the Reason for Administrative or Irregular Placement on the appropriate score sheet.

To exercise this authority, the C&PR shall complete the CSR section as a CSR. No CSR approval is required for movement between subfacilities at the same level.

61020.17.1 Transferring Inmates to an Institutional Hearing Program (IHP)

The C&PR at each institution, CCF, or MCCF is responsible to review and endorse all appropriate inmates to the IHPs during the final 30 to 45 days of

their incarceration to facilitate a deportation hearing by federal immigration judges. Inmates with active United States Immigration and Naturalization Service (USINS) detainees, who are housed in general population housing, are to be considered for transfer to IHP. Cases endorsed for transfer must be within 45 days of parole. RC cases may be transferred up to 15 days prior to parole.

The determination of which IHP site is selected should be based upon a combination of the inmate's case factors, Placement Score, Mental Health Services Delivery System (MHSDS) designation, as well as bed availability and transportation scheduling.

The C&PR shall complete a CDC Form 128-G and a CDC Form 840. The Institution Approved is to be designated as RJD-INS, CEN-INS, or CAL-INS and "HOL" is to be entered as the Reason for Administrative or Irregular Placement.

61020.18 Presenting SHU Cases for CSR Placement

A new CDC Form 840 is required when cases are presented to a CSR for release or retention after expiration of a term of determinate confinement or a stay of one-year indeterminate status in a SHU.

61020.19 Instructions for Completing the CDC Form 840

General

The CDC Form 840 shall be completed as part of the regular reclassification process. It is intended to provide a cumulative record of the inmate's institutional adjustment and changes in case factors. A CDC Form 840 shall also be completed upon the return of an escapee or receipt of a Community Correctional Reentry Center (CCRC) failure.

Begin the CDC Form 840 review process by locating the most recent score sheet. Note the Preliminary Score (on the CDC Form 839) or most current New Preliminary Score (on the CDC Form 840/841), any special case factors, and the dates of the last review period.

An inmate whose parole is revoked because he/she refused to sign conditions of parole shall be re-scored on a CDC Form 841, Readmission Score Sheet, not on a CDC Form 840. On the CDC Form 840, box numbers appear to the right, but refer to the first box on the left of each field.

61020.19.1 Identifying Information

CDC Number (Boxes 1-6)

At the bottom of the CDC Form 840, first enter the inmate's CDC number as obtained from the Legal Status Summary.

Print the letter prefix (for example P or W) in the first box. Enter the numbers in the remaining five boxes, Boxes 2-6, always ending in Box 6. Do not enter a letter in a number box. Example:

P-45678

P	4	5	6	7	8
---	---	---	---	---	---

Inmate's Last Name (Boxes 7-11)

Print the first eight letters of the inmate's last name in CAPITAL BLOCK letters. Do not use lowercase or written script letters. Letterboxes are left-hand justified. Start printing the name in the box furthest to the left and end with any empty boxes on the right.

If the name consists of more than eight letters, print the first eight letters of the name and omit the remaining letters. Although eight boxes are provided on the score sheet, the database captures only the information in Boxes 7-11 or the first five letters entered. For names with less than eight letters, leave the remaining boxes to the right empty. If the last name is two words, run the words together. Do not leave an empty box in between letters. Example:

Mac Knight

M	A	C	K	N	I	G	H
---	---	---	---	---	---	---	---

Date Completed (Boxes 12-17)

Enter the date that the CDC Form 840 is being completed as a "New" document as the Date Completed. The database organizes data from the CDC Form 840 based on the Date Completed.

If the CDC Form 840 is being completed as a correction document or to delete a previously submitted CDC Form 840, enter the Date Completed as it appears on the original document. A zero need not be entered before the month or day, but if applicable, enter a zero as part of the year.

Example: January 8, 2002

	1		8	0	2
--	---	--	---	---	---

Date of Last Score Sheet (Boxes 18-23)

Enter the date of the most recent classification score sheet in the C-file. A zero need not be placed in front of the month or day, but if applicable, enter a zero as part of the year.

Use the date of the last score sheet to identify the most recent score sheet in the C-file and organize the score sheets in chronological order to prevent tracking errors and ensure continuity.

Form Identification (Boxes 24-32)

At the top of the score sheet, three blank boxes are labeled "New," "Correction," and "Delete." Print an "X" in the appropriate box.

- Print an X in the "New" box (Box 24) if a new CDC Form 840 is being prepared.
- Print an X in the "Correction" box (Box 25) to correct a previously submitted CDC Form 840.
- Enter the date that the correction is being prepared in the "Date Corrected" Boxes 26-31.
- Print an X in the "Delete" box (Box 32) to delete a previously submitted CDC Form 840.

Additional information regarding preparation of "correction" and "deletion" documents is noted in DOM § 61020.20.9 and DOM § 61020.20.10.

61020.19.2 Annual/6 Month Review Period Dates (Boxes 33-45)

An inmate's case shall be reviewed at least annually to consider the accuracy of the inmate's Placement Score, custody designation, program, work and privilege group, and facility placement, including recommendation for transfer.

Review Periods are to be recorded in precise six-month increments of time. The six-month intervals establish the period of time in custody for which, Placement Scores are adjusted based on favorable behavior. If a CDC Form 840 is being prepared within 30 days of a Review Period Ending Date for a six-month interval, then the complete six-month review period in custody shall be recorded. For an annual reclassification review, two six-month review periods may be counted.

If six months in custody has not elapsed since the inmate's Review Period Beginning Date, leave this Section blank.

For an annual review, count two six-month review periods in custody. When updating an inmate's score in custody for the purpose of an annual review, place an "X" in the Annual box (Box 39).

Determining the Annual/6 Month Review Period Dates

Review Period Beginning Date:

- If the inmate's Review Period Dates have not already been established, then the inmate's Review Period Beginning Date is either the date received at the reception center (RC) or the first day of the last month considered for favorable behavior points, whichever is the most recent.

Enter the Review Period Beginning Date in Boxes 33-38.

Review Period Ending Date:

- The Review Period Ending Date is determined by adding six months or 12 months to the Review Period Beginning Date and subtracting one day.

Enter the Review Period Ending Date in Boxes 40-45.

For subsequent reviews, the Review Period Beginning Date shall be the previous Review Period Ending Date plus one day.

Inmate Example's Review Period Beginning Dates:

- Inmate Example was received in a CDCR RC on 10-12-02. This date is the Review Period Beginning Date for the first review period. The only acceptable Review Period Beginning Dates thereafter are 10-12 or 4-12. Only the year will change as time progresses until the inmate paroled.

Inmate Example's Review Period Ending Dates:

- For inmate Example, the only acceptable Review Period Ending Dates are 10-11 or 4-11. Only the year changes until the inmate paroled.

When a six-month review period in custody ends in February and the date calculated is 29 or 30, use February 28 as the Review Period Ending Date. For leap year, use February 29.

Except for the instance noted above, once the Review Period Dates are established, the month and day remains the same. Only the year changes as time progresses until the inmate paroled. Whether a classification committee hearing is held earlier or later, an inmate escapes from custody, returns from out-to-court, or returns from release on appeal bond, the month and day of the Review Period Dates remain the same.

The Review Period Dates change when the inmate paroled and subsequently returns as an RTC or WNT. (See DOM § 61020.20.2 for Readmission Review Period Calculation.)

- An inmate who refuses to sign conditions of parole and whose parole is revoked by the BPH, shall be re-scored on a CDC Form 841, not a CDC Form 840.

Number of Full Review Periods:

- For item number B4, record the number of six-month review periods being considered for Favorable Behavior on the line provided.

61020.19.3 Favorable Behavior Since Last Review

This Section shall be used for recording and calculating in custody favorable behavior points.

- Favorable behavior points are to be considered for each six-month review period for the categories noted below. For an annual reclassification review, two six-month periods shall be considered.
- When a CDC Form 840 is prepared within 30 days of a six-month Review Period Ending Date, favorable points shall be applied if the inmate is within 30 days of successfully completing the six-month review period and is otherwise eligible to receive favorable points at the end of that six-month review period. However, in such cases, should the inmate be found guilty of a serious disciplinary violation or found to not meet the criteria for favorable behavior points for the review period, a correction to the favorable behavior points shall be required.

Continuous Minimum Custody (Boxes 46-47)

Consider the inmate's eligibility for favorable behavior points for the Continuous Minimum Custody category when the inmate is in custody and the Minimum Custody status being evaluated occurred during, and includes, the review period dates recorded in the Annual/6 Month Review Period Dates section of the CDC Form 840 score sheet.

Apply favorable behavior points for the Continuous Minimum Custody category when the inmate is assigned Minimum Custody for every day of the six-month review period being evaluated. To evaluate this item, review CDC Form 128-Gs.

When the inmate's Minimum Custody assignment is interrupted during the six-month review period being evaluated, through no fault of the inmate, apply favorable points for only that interrupted six-month review period.

Unless the inmate was reassigned Minimum Custody on the first day of or prior to a subsequent Review Period Beginning Date, do not apply favorable behavior points for a six-month review period beyond the interrupted period.

If the inmate is housed in another jurisdiction during a six-month review period being considered, the counselor shall review the documents provided by the agency to determine if favorable points are appropriate. Favorable points shall be applied if documentation of assignment to Minimum Custody is provided by the agency.

Apply four (4) favorable behavior points for each six-month review period in custody for which the inmate qualifies.

No Serious Disciplinary (Boxes 48-49)

Consider the inmate's eligibility for favorable behavior points for the No Serious Disciplinary category when the behavior being evaluated occurs during, and includes, the review period dates recorded in the Annual/6 Month Review Period Dates section of the CDC Form 840 score sheet.

Apply favorable behavior points when the inmate has not committed a serious disciplinary violation in custody during any day of the six-month review period. In order to be held accountable for a serious disciplinary violation, the inmate must have been found guilty of behavior identified as serious per CCR § 3315.

Apply favorable behavior points for the No Serious Disciplinary category even though the inmate was incarcerated in another correctional agency (e.g., county jail, state or federal institution) during the review period evaluated and there is no evidence or documentation of serious disciplinary behavior.

Upon evidence of serious disciplinary behavior while the inmate was incarcerated in another correctional agency, the documentation shall establish that the inmate was determined to be guilty of conduct described as serious per CCR § 3315 in order to disqualify the inmate for consideration of favorable behavior points for the review period.

Apply two (2) favorable behavior points for each six-month review period in custody for which the inmate qualifies.

Average or Above Performance in Work, School, or Vocational Program (Boxes 50-51)

Consider the inmate's eligibility for favorable behavior points for the Average or Above Performance in Work, School, or Vocational Program

category when the Average or Above Performance status being evaluated occurred during, and includes, the review period dates recorded in the Annual/6 Month Review Period Dates section of the CDC Form 840 score sheet.

Consider favorable behavior points for the Average or Above Performance category only when the inmate is in custody, assigned to a work incentive assignment, and reported on the first day of or prior to the first day of the six-month review period being evaluated.

When the inmate's work, school, or vocational program assignment is interrupted during the six-month review period being evaluated, through no fault of the inmate, consider favorable points for only that interrupted six-month review period. Do not apply favorable behavior points for six-month review periods beyond the interrupted six-month review period unless the inmate again reports to a work incentive assignment on the first day of, or prior to, the next review period beginning date.

An unassigned inmate who received an assignment from the inmate assignment office during a lockdown period, but has been unable to report to that assignment due to the lockdown, is not eligible for favorable behavior points for the Average or Above Performance category for that six-month review period. The inmate shall continue to earn Work Incentive Credit, but is not eligible to be awarded favorable behavior points if not participating in a program.

Favorable points shall not be applied for Average or Above Performance in Work, School, or Vocational Program to an inmate not assigned to a program.

Note: An inmate earns Work Incentive Credit once assigned to a fulltime work, school, or vocational program. However, favorable behavior points are based on inmate performance in custody.

Consider favorable behavior points for an inmate in custody who is reassigned or continued in a work, school, or vocational program who reports to a work, school, or vocational program on or prior to a subsequent review period beginning date.

Combine part-time assignments within the same six-month review period which, when work/program hours are added together, are equivalent to a full-time assignment.

To determine eligibility for favorable points, review CDC Form 128-Gs, CDC Form 101, Work Supervisor's Report, or CDC Forms 128-D, E, and F, Chrono-Education/Vocational.

If the inmate was in custody, but housed in another jurisdiction during the six-month review period being evaluated, consider favorable behavior points only if documentation of an assignment is provided by the agency. Review the documents provided by the agency to determine if favorable behavior points are appropriate.

If staff in the CDCR or another agency did not document the inmate's performance and the inmate continued to be assigned, continued to report to the assignment and there is no disciplinary documentation, apply favorable behavior points for this review period. In the absence of staff documentation of the inmate's performance, apply favorable points liberally. In other words, an isolated record (e.g., a CDC Form 128-A, Custodial Counseling Chrono) and no other indication of less than average performance shall not preclude the application of favorable points for the review period.

Apply two (2) favorable behavior points for each six-month review period if the inmate's in custody performance is rated "average" or "above average."

Annual/Six Month Review Periods

Annual/Six Month Review Periods are established as a standard period of time to measure in custody behavior warranting favorable behavior points.

An inmate's six-month review period is identified by the six-month period of time in custody between and including the Review Period Beginning Date and the Review Period Ending Date.

Interrupted Period

An "interrupted period" is a six-month in custody review period that is interrupted on or after the Review Period Beginning Date by a change to the inmate's assignment to Minimum Custody and/or the inmate's performance in a Work, School or Vocational Program.

"Through No Fault of the Inmate" as it pertains to an Interrupted Period

"Through no fault of the inmate" as it pertains to an interrupted period is a situation, which disrupts the inmate's assignment, custody, or placement, based on a decision outside of the inmate's control and the circumstances of the interruption are not within the responsibility of the inmate.

- Examples of "through no fault of the inmate" are:
 - The inmate is transferred out to court.

- The inmate is placed on 'S' time pending parole.
- The inmate is placed in administrative segregation pending investigation and/or disciplinary action and later released with no finding of guilt.
- The inmate is housed in a Minimum Support Facility (MSF) and learns of a death in the family. Staff re-houses the inmate in a more secure facility pending evaluation of the inmate's escape potential.
- Examples of interruptions that are the fault of the inmate:
 - The inmate comes to staff and asks to be "rolled up" to administrative segregation. The inmate explains that he has a drug debt that he can't pay and stated that he can't stay in the general population.
 - The inmate has become disruptive in school and is removed from his assignment by a classification committee.

Total Favorable Points

Add the points for C1 through C3 and enter the number. Note that it is a negative value.

61020.19.4 Unfavorable Behavior Since Last Review

Locate the disciplinary section of the C-file and note if the inmate was found guilty of misbehavior rated as "serious" rather than "administrative." In the space provided, write the date of the disciplinary report for all "serious" disciplinary reports that have not yet been included.

When recording Unfavorable Behavior Since Last Review, the documentation shall establish that the inmate was determined to be guilty of conduct described as "serious" per the CCR § 3315. Such behavior may be documented by means other than a CDC Form 115. For example, an assault on another inmate in jail or distribution of drugs in jail may be documented by a report from the sheriff.

Unfavorable behavior points are to be recorded only when the unfavorable behavior being evaluated occurred between any of the inmate's current or previous Annual/6 Month Review Period dates and/or previous Readmission Review Period Calculation dates.

Therefore, when it is determined that the serious disciplinary behavior did occur between the inmate's current or previous Annual/6 Month Review Period Dates and/or previous Readmission Review Period Calculation dates and the disciplinary has not been recorded on a prior score sheet, the disciplinary can be recorded on a new CDC Form 840 or CDC Form 841 outside of the review period dates recorded on that score sheet.

Note: A correction to previously applied favorable points for No Serious Disciplinary is necessary if the inmate is later found to be guilty of a serious disciplinary violation committed during a review period for which favorable points for No Serious Disciplinary had been previously granted.

Serious Disciplinary (Boxes 52-69)

The counselor shall apply eight (8) points for each guilty finding for a Division A-1 or A-2 offense in Boxes 52-53.

The counselor shall apply six (6) points for each guilty finding for a Division B, C, or D offense in Boxes 54-55.

The counselor shall apply four (4) points for each guilty finding for a Division E or F offense in Boxes 56-57.

Count the number of disciplinarys and multiply by the appropriate point value and enter the total in the appropriate boxes. The maximum number of points to be assessed for each individual category is 99.

A single disciplinary may result in the assessment of points under more than one different category. If the inmate was found guilty of the described behavior, enter the date of the disciplinary and assess the points associated with that behavior.

When the behavior in an incident falls under more than one category, assign the points for each appropriate category. For example, if the inmate is found guilty for battery on another inmate with a deadly weapon causing serious injury, that one act shall be noted on the CDC Form 840 in items:

- Item D1, Division A offense = 8 points
- Item D3, Battery on an inmate = 4 points
- Item D5, Possession of a deadly weapon = 16 points
- Item D7, Battery causing serious injury = 16 points

For this serious disciplinary, the inmate is assessed a total of 44 points.

Example: If a CDCR inmate, while in the county jail, is found guilty of distribution of drugs (trafficking narcotics), the inmate shall be assessed points as follows:

- Item D1, Division A-2 offense = 8 points
- Item D4, Distribution of Drugs = 4 points

For this serious in-custody offense, the inmate is assessed a total of 12 points.

Battery or Attempted Battery on A Nonprisoner (Boxes 58-59)

Include any battery on a nonprisoner or attempted battery on a nonprisoner.

Count the number, multiply by eight (8), and enter the total.

Battery or Attempted Battery on an Inmate (Boxes 60-61)

Include any battery on an inmate or attempted battery on an inmate.

Do not include mutual combat where both inmates were co-responsible.

Include situations where one or more inmates is clearly the victim. Usually results in some injury that may involve a group attack or some type of weapon.

Count the number, multiply by four (4), and enter the total.

Distribution of Drugs (Boxes 62-63)

This refers to inmates who are involved in an operation to smuggle any controlled substance into an institution, facility, or jail for distribution and sales.

Do not count a disciplinary determination in which the inmate was found guilty of possessing a small quantity of drugs or being under the influence.

Count the number, multiply by four (4), and enter the total.

Possession of a Deadly Weapon (Boxes 64-65)

Include only well-documented instances of manufacturing or possessing a deadly weapon where apparent use is intended.

Except as noted below, do not include possession of commonly available and unmodified objects, unless they are used as weapons and this fact is documented in the disciplinary hearing process. For example, hobby craft tools, common shop tools, and baseball bats are not considered deadly weapons unless their use, or intent for use, as such is clear.

- Include possession of a razor blade (whether modified or not) in a segregated program housing unit (e.g., Ad Seg Unit, SHU, Psychiatric Services Unit).

Count the number, multiply by sixteen (16), and enter the total.

Inciting a Disturbance (Boxes 66-67)

Typically this involves a leadership role in an institution/facility riot, racial disturbance, or work strike.

Include any willful and deliberate behavior, which may have led to violence or disorder, and any willful attempt to incite others either verbally or in writing, or by other deliberate action, to use force or violence upon another person, of the type described in the CCR § 3005.

Count the number, multiply by four (4), and enter the total.

Battery Causing Serious Injury (Includes Conspiracy) (Boxes 68-69)

Include any battery that caused serious injury.

Inmates who conspired in, or ordered such a battery shall receive the same points.

Serious injury is defined in CCR § 3000.

Count the number, multiply by sixteen (16), and enter the total.

Total Unfavorable Points

Add the points for items D1 through D7 and enter the value on the line provided.

A serious disciplinary, not previously recorded, can be entered on the CDC Form 840 even when the date of the disciplinary falls outside of the period of time recorded in the Annual/6 Month Review Period Dates section of the score sheet.

61020.19.5 Correction to CDC Form 840 Score Sheet

(Prior to Rev. 07/02) (Boxes 70-72)

Form 840 score sheet with a form revision date prior to Rev. 07/02. This area is not to be used to record Changes in Term Points or Net Change in Score.

See DOM §§ 61020.20.9 and 61020.20.10 for further instructions in the Correction and Deletion Process.

61020.19.6 Computation of Score

Prior Preliminary Score (Boxes 73-75)

The Prior Preliminary Score will be found on the most recent classification score sheet:

- If the CDC Form 839 is the most recent score sheet, enter the Preliminary Score value as recorded in Boxes 65-67.

- If the CDC Form 840 is the most recent score sheet, enter the New Preliminary Score value as recorded in the most recent CDC Form 840, Boxes 82-84.
- If the CDC Form 841 is the most recent score sheet, enter the New Preliminary Score value as recorded in the most recent CDC Form 841, Boxes 84-86.

Net Change in Score (Boxes 76-78)

Combine the Total Favorable Points (C4) and the Total Unfavorable Points (D8). The Net Change in Score can be a plus or minus value. The maximum number of points that can be entered for Net Change in Score on each CDC Form 840 is 99.

Because the Inmate Classification Score System database organizes data by the Date Completed, to accurately capture points beyond 99 in the Net Change, prepare one or more additional CDC Form 840s. Each CDC Form 840 is able to capture up to 99 points Net Change in Score for purposes of recording disciplinary history. Enter a different "Date Completed" for each score sheet.

Enter the appropriate negative or positive sign in the first box. Enter the total numeric value in the remaining boxes.

Preliminary Score Subtotal (Item F.3.)

Enter the Preliminary Score Subtotal on the line provided. The Preliminary Score Subtotal is the Prior Preliminary Score plus or minus the Net Change in Score.

Computations that result in a negative value shall be entered as zero.

Change in Term Points (Boxes 79-81)

Whenever an inmate receives a change in his or her total term length, enter the change on the CDC Form 840. If an inmate's status changes from Parole Violator Returned To Custody (PVRTC) to Parole Violator With a New Term (PVWNT) after endorsement on the CDC Form 841, use a CDC Form 840 to record any change in term points. Do not correct the CDC Form 841.

Unless there is a change in the inmate's total length of term, do not recalculate Term Points.

To determine the Change in Term Points:

- Review the CDC Form 112 and the Legal Status Summary to determine if the new sentence has changed the total term length.
- If there has been a change to the length of the inmate's total term, review the original Term Point calculation on the CDC Form 839 and the Change in Term Points box on all subsequent score sheets before adjusting Term Points.
- Identify the current Term Points value and enter that value on the "- Old T/P" line on the score sheet. This is a negative value.
- Use the Term Point equation of base term plus enhancements multiplied by two (2) to calculate New Term Points. Enter that value on the "+ New T/P" line on the score sheet. This is a positive value.
 - This term point value cannot exceed 50.
- Determine the difference between the old term points and the new term points. Enter either a plus (+) or a minus (-) sign in Box 79 and the numeric difference in Boxes 80-81.

When an inmate receives a change in the total term length, do not correct the Term in Years section of the original CDC Form 839 or the Change in Term Points section of the CDC Form 841; use the new CDC Form 840.

When an inmate's total term length is modified, the new term points shall be based on FULL YEARS of the new total term. Months are not included in calculating the new term point total.

EXAMPLES:

An inmate returned to court and had a prior term stricken, reducing his total term to 3 years.

- Old Term Points: -8
- New Term Points: +6 (3 yrs X 2)
- Change in Term Points= -2

An inmate receives an additional term, increasing his total term by 8 months, to 6 years 4 months.

- Old Term Points: -10
- New Term Points: +12 (6 yrs X 2)
- Change in Term Point= +2

An inmate receives an additional term, increasing his total term to 5 years 10 months.

- Old Term Points: -10
- New Term Points +10 (5 yrs X 2)
- Change in Term Points = 0 No change in Term Points

In this case, there is no Change in Term Points because the new total term length does not affect the term point value.

An inmate is given a 16-month sentence (1 year 4 months) consecutive to his controlling offense. His original term was 8 years, and the new term is 9 years 4 months.

- Old Term Points: -16
- New Term Points: +18 (9 yrs X 2)
- Change in Term Points = +2

An inmate had his Life sentence reduced to a total term of 4 years.

- Old Term Points: -50
- New Term Points +8 (4yrs X 2)
- Change in Term Points = -42

New Preliminary Score (Boxes 82-84)

Add or subtract the Change in Term Points value entered in Boxes 79-81 from the Preliminary Score Subtotal and enter that value in Boxes 82-84. The maximum value for the New Preliminary Score is 999. Although the New Preliminary Score is at the maximum value of 999, record any serious disciplinary behavior on subsequent score sheets. Computations that result in a negative value shall be entered as zero. The New Preliminary Score cannot be less than zero nor greater than 999.

61020.19.7 Placement

Mandatory Minimum Score Factor:

A Mandatory Minimum Score Factor is a case factor that requires the application of a Mandatory Minimum Score.

Mandatory Minimum Score Factor Code (Box 85)

A Mandatory Minimum Score Factor Code is an alpha code associated with a Mandatory Minimum Score Factor.

- If an inmate has a case factor that requires the application of a Mandatory Minimum Score Factor Code, enter the applicable code in Box 85. If more than one Mandatory Minimum Score Factor Code applies, enter the code that appears first on the list.
- Document the RC justification for applying a Mandatory Minimum Score Factor Code in the CDC Form 816 or ISRS, as applicable. When the Mandatory Minimum Score Factor is applied other than in the RC, justify application in a CDC Form 128-G.
- If eligibility for a Mandatory Minimum Score Factor Code requires “case-by-case” consideration, the case shall first be reviewed and evaluated by a classification committee before the Mandatory Minimum Score Factor Code is applied.
 - If the classification committee approves application of a Mandatory Minimum Score Factor Code, the classification committee shall describe the justification for applying the Mandatory Minimum Score Factor Code in the CDC Form 128-G, and refer the case for CSR review for the application of the Mandatory Minimum Score Factor Code.
 - A CDC Form 840 score sheet shall be prepared to record the CSR’s action to apply the Mandatory Minimum Score Factor Code and Mandatory Minimum Score.
- Absent overriding security or safety considerations, cases pending further consideration to determine eligibility for a Mandatory Minimum Score Factor Code shall not be transferred, except from the RC until the application of a Mandatory Minimum Score Factor Code is resolved.

Determine if one or more of the case factors listed below apply to the inmate. If no factors apply, proceed to the instructions for Placement Score.

Prepare a new CDC Form 840 score sheet to record a change in or removal of a Mandatory Minimum Score Factor Code.

Mandatory Minimum Score Factor Codes and Scores:

<u>CODE</u>	<u>FACTOR</u>	<u>SCORE</u>
[A]	Condemned	52
[B]	Life Without Possibility of Parole	52
[C]	CCR 3375.2(a)(7) Life Inmate	28
[D]	History of Escape	19
[E]	Warrants “R” Suffix	19
[F]	Violence Exclusion	19

[G]	Public Interest Case	19
[H]	Other Life Sentence	19

Specific Criteria for Applying Mandatory Minimum Factors:

- **A. Condemned.** Apply Mandatory Minimum Score Factor Code A to inmates sentenced to Death.
- **B. Life Without Possibility of Parole.** Apply Mandatory Minimum Score Factor Code B to inmates sentenced to Life Without the Possibility of Parole (LWOP).
- **C. CCSR 3375.2(a)(7) Life Inmate.** Apply Mandatory Minimum Score Factor Code C to life-term inmates who are excluded from placement in Levels I or II based on any of the following factors per CCR § 3375.2(a)(7):
 - The commitment offense involved multiple murders, unusual violence, or execution-type murders, or received high notoriety. Each of these factors is defined in CCR § 3000.
 - The inmate has a history of multiple walkaways, an escape from a secure perimeter, or an escape with force or threat of force.

A classification committee shall determine the application of Mandatory Minimum Score Factor Code C. The UCC shall refer more complex cases to the ICC as needed.

Justification in the CDC Form 128-G shall address the specific element(s) of the inmate’s commitment offense that substantiates the application of Mandatory Minimum Score Factor Code C, which precludes Level II placement, as opposed to Mandatory Minimum Score Factor Code F or Mandatory Minimum Score Factor Code H.

- **D. History of Escape.** Apply Mandatory Minimum Score Factor Code D for those case factors listed below. This code is not to be used to assess risk factors for escape involving any other offenses; (i.e., the sale or possession of large quantities of narcotics.)
 - Apply to an inmate with any history of escape from within a secure perimeter or attempted escape from within a secure perimeter, whether or not force was used. This inmate is permanently excluded from minimum custody placement.
 - Apply to an inmate who has a conviction for, or whose commitment offense includes, Escape with Force or Attempted Escape with Force from any correctional setting or armed escort. This inmate is permanently excluded from minimum custody placement.
 - Apply to an inmate who verbalizes that he or she is going to escape, and/or states he or she does not wish MSF placement because he or she will be tempted to escape/walkaway. The inmate is permanently excluded from minimum custody/MSF/camp placement.
 - When applying the ten-year exclusion criteria in reference to the following escapes or walkaways, use the date of conviction. If the escape did not result in a conviction, use the date of apprehension. In a case where there is no escape conviction and the date of apprehension is unknown, use the date of the escape, attempted escape, or walkaway.
 - Apply to an inmate who has a history of (one or more) walkaways without force from a nonsecure perimeter facility setting (such as camp, MSF, county road camp, etc.) The inmate is ineligible for minimum custody placement, camp, or MSF for ten years.
 - Apply to an inmate with a pattern of (two or more) walkaways from CCRC within the last 10 years. These inmates are excluded from minimum custody for 10 years.
 - Apply to an inmate who has a walkaway from a CCRC that resulted in a court conviction for Escape within the last ten years. The inmate is not eligible for minimum custody for 10 years.
- **E. Warrants “R” Suffix.** Apply Mandatory Minimum Score Factor Code E when the “R” suffix has been affixed to the inmate’s custody. Criteria for the “R” suffix are provided in CCR § 3377.1(b)(1) and DOM § 62010.4.3.1. Do not apply Mandatory Minimum Score Factor Code E for a case pending an evaluation.
- **F. Violence Exclusion.** Apply Mandatory Minimum Score Factor Code F when an inmate has a current or prior conviction for a violent felony or a sustained juvenile adjudication including, but not limited to, those listed under PC § 667.5(c) that does not require “case-by-case” consideration.

- A sustained juvenile adjudication is a guilty determination or ruling rendered in a juvenile judicial proceeding.
- In addition, the following administrative determinations regarding an allegation of a violent act including, but not limited to, those offenses described in PC § 667.5(c) shall have the same force and effect as a current or prior conviction for a violent felony or a sustained juvenile adjudication:
 - Board of Parole Hearings good cause finding, or
 - California Youth Authority/Youthful Offender Parole Board sustained allegation, or
 - A probation violation finding in a court of law.
- Do not apply the Mandatory Minimum Score Factor Code F pending case-by-case evaluation.
- Case-by-case evaluation for application of the Mandatory Minimum Score Factor Code F by the receiving institution requires the review and decision prior to the inmate's first annual review or prior to transfer, whichever comes first.
- If the UCC justifies exclusion of the inmate for violence based on a case-by-case evaluation, the case shall be referred to the CSR for approval.
 - If the CSR agrees with the UCC's evaluation that the case meets the violence exclusion, the CSR shall apply the administrative determinant pursuant to CCR § 3375.2(b)(25).
 - If the CSR disagrees with the UCC's evaluation that the case meets the violence exclusion, the CSR shall refer the case to ICC for a final determination.
- Upon ICC determination that the case meets the violence exclusion, ICC shall refer the case for CSR review and application of the administrative determinant for violence pursuant to CCR § 3375.2(b)(25).
- The ICC shall refer the case to the CSR substantiating application of the violence administrative determinant via a CDC Form 128-G.
 - A CDC Form 840 score sheet shall be prepared to record the CSR's action to apply the Mandatory Minimum Score Factor F.
- **G. Public Interest Case.** Apply Mandatory Minimum Score Factor Code G when a CSR determines that the inmate is a Public Interest Case as defined in CCR § 3000, CCR § 3375.2(b)(20) and DOM § 62010.4.3.3. Staff shall refer potential public interest cases to a CSR for determination and endorsement, if applicable, as a public interest case.
- **H. Other Life Sentence.** Apply Mandatory Minimum Score Factor Code H for an inmate serving a current life sentence commitment whose case factors are not already addressed by another Mandatory Minimum Score Factor. This inmate is excluded from placement in a minimum custody setting until a release date is granted by the BPH. The granting of a release date by the BPH does not result in the removal of Mandatory Minimum Score Factor Code H.

Mandatory Minimum Score (Boxes 86-87)

A Mandatory Minimum Score is a numerical value identifying the least restrictive security level for an inmate who has a case factor that requires that he/she be housed no lower than a specific security level.

When the Mandatory Minimum Score Factor Code is applied, enter the corresponding point value in the field labeled Mandatory Minimum Score, Boxes 86-87.

If more than one factor applies, enter the code in Box 85 that appears first on the list and enter the corresponding numeric value in Boxes 86-87.

Placement Score (Boxes 88-90)

If a Mandatory Minimum Score Factor Code has not been applied, enter the New Preliminary Score as the Placement Score.

If a Mandatory Minimum Score has been applied, enter either the Mandatory Minimum Score or the New Preliminary Score, whichever is greater, as the Placement Score.

The Placement Score is one of the factors used to determine the security level to which the inmate is assigned.

61020.19.8 Special Case Factors

This provides the opportunity to alert classification staff of special concerns, which should be considered in placement or program assignment. Begin by reviewing the CDC Form 839, prior CDC Form 840s, and CDC Form 841s

for special case factors, identified by counselors or CSRs, which need to be evaluated for change or continuation. For example, does the hold still exist or does the "R" suffix still apply?

Next, review relevant chronos and other documentation for any recent concerns.

Holds, Detainers, and Warrants (Boxes 91-92)

Review all relevant documents and the "Detainers" section of the C-file for holds. This item requires careful evaluation regarding the seriousness of the hold and the likelihood that the jurisdiction will exercise the hold at the end of the sentence. The importance of the hold for classification is the extent to which the prospect of an additional term to serve may motivate the inmate to escape.

- Holds, detainers, and warrants for felony charges or USINS are coded "P" for potential or "A" for actual.
- Upon identification of a potential USINS hold, prepare and submit a new CDC Form 840 to the Offender Information Services Branch (OISB).
- Prepare a new CDC Form 840 identifying a potential or actual hold if, as a result of classification committee review, the inmate is referred to the CSR or C&PR for more restrictive placement.
- If the inmate's placement is not impacted by the identification of a potential (other than a potential USINS hold) or actual felony hold, prepare a new CDC Form 840 recording the potential or actual hold at the inmate's annual classification committee review or at the inmate's next classification committee review requiring the completion of a score sheet, which ever comes first.
- Place an asterisk (*) in the box if an actual felony or USINS hold has been dropped, or if the concern for a potential hold no longer exists. An asterisk shall be recorded only as part of the normal reclassification process that requires the completion of a score sheet.

Restricted Custody Suffix (Box 93)

Enter an "R" in the box if a restricted custody suffix has been applied pursuant to DOM § 62010.4.3.1.

Place an asterisk (*) in the box if "R" custody has been removed.

Eligible for Restitution Center (Box 94)

The Restitution Center program allows inmates who meet program criteria to work in the community and repay their victims for monetary losses. Inmates are eligible for placement in the Restitution Center program pursuant to PC § 6228. Inmates are eligible for placement consideration if they meet the following criteria:

- Have agreed or been ordered by the court to make financial restitution to a crime victim.
- Have not served a prison term within the five years prior to the present conviction.
- Do not have a criminal history of a conviction for the sale of controlled substances.
- Do not have a criminal history of a conviction for a crime involving violence or sex.
- Received a sentence of 36 months or less.
- Present no unacceptable risk to the community.
- Are employable.

Inmates from any county are eligible for placement if they meet the criteria.

A court ordered restitution to the victim, whether payable to the court, directly to the victim, or in any other manner, qualifies an inmate to participate. Therefore, a restitution fine does meet the criteria for Restitution Center placement.

There are no medical staff assigned to the Restitution Center. However, an inmate who is otherwise eligible for placement in a restitution center who requires regular monitoring/intervention by medical personnel may be considered if medically cleared on a case-by-case basis.

In Box 94, enter a "Y" for "yes" if the inmate is eligible or enter "N" for "no" if the inmate is ineligible. This is a one-time entry for the duration of the inmate's CDC Number unless the inmate's eligibility changes from "Y" to "N." If this information has already been entered on a score sheet, it is not necessary to enter it again.

Level IV Design (Item H4)

180 Status. If a male inmate has a Level IV Placement Score, the counselor shall make a determination regarding the exclusion of the inmate from a Level IV 270-design institution. If an inmate meets the guidelines for

exclusion from a Level IV 270-design prison, the counselor shall print the capital letter "Y" on the line provided.

If a male inmate has a Level IV Placement Score, but does not meet the guidelines for exclusion from a Level IV 270-design institution, the counselor shall print an "N" on the line provided.

Reason Code. When a "Y" is entered on the "180 Status" line, enter the "Reason" code that describes the reason for exclusion from a Level IV 270-design institution based on the established guidelines. (Refer to DOM 61010.11.6 for these guidelines.)

US Armed Forces (Box 95)

Print a "Y" if the inmate answers "Yes" to the following question: "Have you ever been a member of the US Armed Forces and were you honorably discharged?" If the inmate answers "No" enter "N." Once a response to this question is documented on a CDC Form 839, CDC Form 840, or CDC Form 841, it is not necessary to address the issue again.

Current Institution and Facility (Boxes 96-102)

Beginning with the first box, print the letters that abbreviate the name of the institution, Community Correctional Facility (CCF), Modified Community Correctional Facilities (MCCF), or RC where the reclassification process is being conducted. Use the approved abbreviation that has been assigned to each location.

Print the letters assigned to each location in the first four boxes. Print the appropriate security level, subfacility, program, or camp number in the remaining boxes.

Institution codes are as follows:

ASP	Avenal State Prison
CAL	Calipatria State Prison
CCC	California Correctional Center
CCI	California Correctional Institution
CCWF	Central California Women's Facility
CEN	Centinela State Prison
CIM	California Institution For Men
CIW	California Institution For Women
CMCE	California Men's Colony - East
CMCW	California Men's Colony - West
CMF	California Medical Facility
COR	California State Prison, Corcoran
CRC	California Rehabilitation Center (Male inmates)
CRCW	California Rehabilitation Center (Female inmates)
CTF	Correctional Training Facility
CVSP	Chuckawalla Valley State Prison
DVI	Deuel Vocational Institution
FSP	Folsom State Prison
HDSP	High Desert State Prison
ISP	Ironwood State Prison
KVSP	Kern Valley State Prison
LAC	California State Prison, Los Angeles County
MCSP	Mule Creek State Prison
NKSP	North Kern State Prison
PBSP	Pelican Bay State Prison
PVSP	Pleasant Valley State Prison
RJD	Richard J. Donovan Correctional Facility
SAC	California State Prison, Sacramento
SATF	California Substance Abuse Treatment Facility and State Prison at Corcoran
SCC	Sierra Conservation Center
SOL	California State Prison, Solano
SQ	California State Prison, San Quentin
SVSP	Salinas Valley State Prison
VSPW	Valley State Prison For Women
WSP	Wasco State Prison

When entering a CCF or MCCF abbreviation, print the first four letters assigned to each location in the first four boxes and print "CCF" in the remaining boxes.

CCF and MCCF abbreviations are as follows:

CCFs are:

ADEL	Adelanto
BAKE	Baker
COAL	Claremont Custody Center
DELA	Delano
LASS	Lassen
LIVE	Leo Chesney Center
MCFA	McFarland
MESA	Mesa Verde
SHAF	Shafter
TAFT	Taft

MCCFs are:

CENV	Central Valley
GOLD	Golden State
DESR	Desert View
VICV	Victor Valley

Print the following letters for inmates housed in Community Prisoner Mother Programs:

- CPMP Community Prisoner Mother Program

Examples:

Central Valley Modified Community Correctional Facility is coded as:

C	E	N	V	C	C	F
---	---	---	---	---	---	---

Pelican Bay State Prison SHU is coded as:

P	B	S	P	S	H	U
---	---	---	---	---	---	---

County of Last Legal Residence (Boxes 103-105)

Print the two or three letter OBIS code for the county name in the boxes available. This is a one-time entry for this incarceration. If the CLLR has already been recorded on the CDC Form 839 or CDC Form 841, leave these boxes blank. Refer to DOM § 61010.11.1 for application of the code for CLLR.

ALA	Alameda	ORA	Orange
ALP	Alpine	PLA	Placer
AMA	Amador	PLU	Plumas
BUT	Butte	RIV	Riverside
CAL	Calaveras	SAC	Sacramento
CC	Contra Costa	SB	Santa Barbara
COL	Colusa	SBD	San Bernardino
DN	Del Norte	SBT	San Benito
ED	El Dorado	SCL	Santa Clara
FRE	Fresno	SCR	Santa Cruz
GLE	Glenn	SD	San Diego
HUM	Humboldt	SF	San Francisco
IMP	Imperial	SHA	Shasta
INY	Inyo	SIE	Sierra
KER	Kern	SIS	Siskiyou
KIN	Kings	SJ	San Joaquin
LA	Los Angeles	SLO	San Luis Obispo
LAK	Lake	SM	San Mateo
LAS	Lassen	SOL	Solano
MAD	Madera	SON	Sonoma
MAR	Marin	STA	Stanislaus
MEN	Mendocino	SUT	Sutter
MER	Merced	TEH	Tehama
MNO	Mono	TRI	Trinity
MOD	Modoc	TUL	Tulare
MON	Monterey	TUO	Tuolumne
MPA	Mariposa	VEN	Ventura
NAP	Napa	YOL	Yolo
NEV	Nevada	YUB	Yuba

Counselor Name (Boxes 106-114)

The counselor shall print his or her last name and first initial in the boxes, in CAPITAL BLOCK letters, indicating that the CDC Form 840 is accurate and complete.

61020.19.9 CSR Action

This Section is to be completed only by a CSR or a staff member specifically authorized to act in that capacity.

Last Name (Boxes 115-122)

The CSR or authorized staff shall print the first eight letters of his or her last name in CAPITAL BLOCK letters in the space provided.

Date of Action (Boxes 123-128)

Enter the number of the month, the day, and the last two digits of the year in which the action is taken.

Level IV Design (Boxes 129-131)

180 Status. If a male inmate has a Level IV Placement Score, the CSR shall make a determination regarding the exclusion of this inmate from a Level IV 270-design institution. If an inmate meets the guidelines for exclusion from a Level IV 270-design prison, the CSR shall print the capital letter "Y" in Box 129.

Enter an asterisk (*) in Box 129 if an inmate was designated on a previous CDC Form 839 or CDC Form 840 or CDC Form 841 as meeting the guidelines for exclusion from a Level IV 270-design institution, but no longer meets the exclusionary guidelines.

Reason Code. If a "Y" has been entered in Box 129, the CSR shall enter the Reason Code in Boxes 130-131 to describe the reason for exclusion from a Level IV 270-design institution based on the established guidelines. Refer to DOM § 61010.11.6, Special Case Factors, to determine the appropriate Reason Code.

The counselor's evaluation regarding a male inmate's exclusion from a Level IV 270-design institution shall be recorded in the Special Case Factors area of the score sheet.

Minimum Custody (Boxes 132-135)

Eligibility. The CSR shall print the letter "E," "L," or "P" in Box 132 consistent with the findings recorded on the Minimum Custody Screening Form. Print the letter "E" in Box 132 to document that the inmate is eligible for minimum custody. Print the letter "L" in Box 132 to document that the inmate is temporarily ineligible for minimum custody. Print the letter "P" in Box 132 to document that the inmate is permanently ineligible for minimum custody.

Reason Code. Print the code in Boxes 133-135 to identify the reason that the inmate is either temporarily or permanently ineligible for minimum custody, for example, VIO, ESC, HOL, etc. If the inmate is eligible for minimum custody, print an "E" in the Minimum Custody Eligibility, Box 132. Do not enter a "reason code."

If an inmate is permanently excluded from Camp due to Arson, but is otherwise eligible for minimum custody in an MSF, enter "P" in Box 132 and enter ARS for Arson in Boxes 133-135 to ensure that the inmate is not placed in a Camp.

CCRC Eligibility (Boxes 136-138)

The CSR shall enter the appropriate code for reentry eligibility in Boxes 136-138.

- Print the letters REN if the inmate is eligible and wants to participate in CCRC.
- Print the letters REX if the inmate is eligible for placement in CCRC, but the inmate does not want to participate in CCRC.

If the inmate is ineligible for CCRC placement, Boxes 136-138 shall remain blank.

Developmental Disability Program (DDP) Code (Boxes 139-141)

The Developmental Disability evaluation is recorded on a CDC Form 128-C-2. The CSR shall print the most recent DDP code in Boxes 139-141. The DDP code is the designation assigned by clinical staff.

The C&PR has the authority to enter the DDP code only when there is a change from one DDP designation to another and the change does not require transfer of the inmate.

For example: The C&PR has the authority to enter the DDP designation change from DDO to NDD or from DD1 to DD2 when the institution is designated to accommodate both DD1 and DD2.

Disability Placement Program (DPP) Codes (Boxes 142-157)

The CSR shall make every effort to endorse a case that is identified as DPP on the CDC Form 1845 (Section C), to an appropriate institution.

The first three boxes are to be used for the impacting DPP code that most affects the inmate's placement. The CSR shall print the appropriate DPP code in Boxes 143-145. If there are additional codes that affect placement, the CSR shall print codes in Boxes 147-157.

The CSR shall print the non-impacting DPP codes assigned to the inmate in Boxes 147-157.

When a DPP code is no longer appropriate, the CSR shall enter an asterisk in the corresponding box and enter the DPP code to be deleted in the three boxes following the asterisk.

The lack of an asterisk (*) before a DPP code means the continuation or addition of a code.

To change the previously applied primary code that most affected placement, the CSR shall print a new primary DPP code in Boxes 143-145.

The C&PR or RC-CCIII has the authority to code the DPP designation of inmates who have only non-impacting physical disabilities as identified in Section D of the CDC Form 1845. The C&PR or ORC-CCIII shall enter a DPP code in Boxes 147-157.

Administrative Determinants (Boxes 158-177)

An inmate whose Placement Score falls within one of the following ranges shall be placed in an institution, which is designated at the security level indicated, unless a reason for administrative or irregular placement is specified:

Placement Score	Security Level
0-18	I
19-27	II
28-51	III
52+	IV

Appropriate inmate placement is determined by both Placement Score and consideration of unusual or special case factors. Some case factors affect placement because of administrative policy requirements. Policy determined factors are "administrative determinants," and placements based on these, in a facility, which does not correspond to the inmate's Placement Score, are "administrative placements."

Space is provided to record up to five administrative determinants. Enter applicable administrative determinants. An administrative determinant also identifies a temporary or permanent case factor and alerts staff to safety and security considerations, which may limit the inmate's eligibility for placement.

If there are not enough boxes to identify all applicable administrative determinants, give priority to administrative determinants most related to custody and safety.

For example, if the inmate has noted an active "felony hold," mental health concerns, medical concerns, and a possible restricted "R" custody, enter the applicable administrative determinants. Unless the medical condition is driving placement, the mental health diagnosis is the primary concern. Enter HOL for the Hold if the hold is active, is either a felony hold or a USINS hold, and supporting documentation for the hold is in the file. The "R" suffix is not entered pending evaluation. The CSR would, therefore, enter:

a)	b)	c)
P	M	H
S	E	O
Y	D	L

Record those administrative determinants, which are supported by documentation using the Administrative Determinant codes provided. If an Administrative Determinant code has already been entered as a Minimum Custody Reason Code (Boxes 133-135), it is not necessary to repeat that code here.

AGE. Inmate's youthfulness, immaturity, or advanced age should be given strong consideration in placement or program decisions.

ARSON. Current or prior conviction or a sustained juvenile adjudication as defined in CCR § 3375.2(b)(25) or good cause finding ruling rendered in a BPH or Parole Hearing Division proceeding, a sustained allegation in DJJ/CYA or Youthful Offender Parole Board proceeding or a probation violation finding in a court of law for arson, which limits where the inmate may be housed.

BEHAVIOR. Inmate's behavior record indicates he or she is capable of successful placement at an institution security level lower than that indicated by inmate's Placement Score. Not to be used if the inmate is housed at a security level higher than the inmate's Placement Score.

CAMP. Placement due to a shortage of camp qualified inmates. Enter CAM to identify an inmate who is eligible or potentially eligible for camp placement.

DEATH sentence. Inmate was formerly on death row or currently is sentenced to death.

DEpartmental review board. Special placement ordered by the Departmental Review Board.

DISciplinary history. Inmate's disciplinary record indicates a history of serious problems or threatens the security of the facility.

ENemies. One or more persons under jurisdiction of the CDC has been documented on a CDC Form 812 or CDC Form 812-C as an enemy. This should also be used when victimization is very probable due to case factors, such as where the nature of the offense will very likely create an enemy situation at certain institutions. Includes current Protective Housing Unit (PHU) cases and those who are natural victims because of their appearance or commitment offense.

EScape potential. Unusual circumstances suggest the inmate is a much greater escape risk than indicated by his or her score. For example, the inmate verbalized intent to escape.

FAMily ties. Inmate has strong family ties to a particular area where other placement would cause an unusual hardship.

GANG involvement or affiliation. Documentation establishes that the inmate's membership or association requires special attention or placement consideration.

HOLD, warrant, or detainer likely to be exercised. For purposes of justifying a need for irregular placement based on a Hold, the hold is to be active, be either a felony hold or USINS hold, and substantiating documentation must be located in the C-File.

INActive. Documentation establishes that the inmate's inactive gang status requires special attention or placement consideration.

LIFE sentence. Apply LIF to identify an inmate serving a life sentence or life sentences.

MEDical. The inmate's medical condition requires treatment or continuing medical attention not generally available at all facilities.

OUT-to-court. Inmate needs to be housed in a particular facility in order to be close to a court jurisdiction where the inmate is required to testify in court or is being prosecuted. Includes situations where involvement in a court trial is anticipated because a disciplinary has been referred to the district attorney. Also use this designation when a board appearance is imminent.

POPulation pressures. Shall be used by a CSR only. No beds presently exist at an institution with a security level indicated by the inmate's Placement Score.

PRErelease. The short time remaining to serve limits or otherwise influences placement or program options. This factor shall also be used when a release date is so close that transfer or starting a long-term program is not warranted and when a short release date warrants special placement or program consideration.

PSYchiatric. A psychological condition requires special treatment or may severely limit placement options. Includes Category B. Apply PSY to justify the administrative placement of an inmate who requires designated housing in accordance with an impacting DDP code.

PUBLIC interest case. High notoriety of an inmate has caused public interest in the case and requires exceptional placement.

SCHool. Inmate is involved in an academic program, which is not available at an institution security level consistent with the inmate's Placement Score. Apply SCH to identify an inmate currently participating in a Substance Abuse Program who is being retained out of level to complete the Substance Abuse Program.

SEX. Inmate has a prior incidence of rape, oral copulation, sodomy, or a lewd and lascivious act, which requires restricted custody or placement.

SOR. Sexual orientation. Inmate's bisexual or homosexual orientation may require special placement.

TIME to serve. Inmate's time to serve is long, requiring placement at a facility with a security level higher than that indicated by the inmate's Placement Score.

VIOlence. Inmate has a current or prior conviction for a violent felony, or a sustained juvenile adjudication including, but not limited to, those listed under PC § 667.5(c), which, as determined by the CSR, requires placement in a facility with a higher security level than that indicated by the inmate's Placement Score.

- A sustained juvenile adjudication means a guilty determination or ruling rendered in a juvenile judicial proceeding.
- In addition, the following administrative determinations regarding allegations of violent acts including, but not limited to, those offenses described in PC § 667.5(c), shall have the same force and effect as a current or prior conviction for a violent felony or a sustained juvenile adjudication:

- BPH good cause finding or
- DJJ/CYA/Youthful Offender Parole Board sustained allegation or
- A probation violation finding in a court of law.

VOCational training. Inmate is involved in a vocational program, which is not available at a facility with a security level, which is consistent with the inmate's Placement Score.

WORK skills. Inmate has a work skill in a critical trade for which special placement consideration may be warranted. This should also be used to request or approve work crew placements.

The CSR shall delete factors no longer valid by placing an asterisk (*) in the single box and entering the code for the factor to be deleted in the following three boxes. This process is used only to delete a previously documented administrative determinant. The lack of an asterisk (*) means the continuation or addition of an administrative determinant.

Mental Health Level of Care (Box 178)

The CSR or C&PR shall enter either a "C" for CCCMS or an "E" for EOP in Box 178 to identify the inmate's Level of Care (LOC) only at the time of endorsement.

Institution Approved (Boxes 179-185)

Print the initials of the institution or facility name in Boxes 179-182. Print the security level, subfacility designation, or program in Boxes 183-185. Enter only one letter or number in each box. Empty boxes should be to the right.

For example:

Sierra Conservation Center, Level I is recorded as:

S	C	C		I		
---	---	---	--	---	--	--

CSP, Solano Level II is recorded as:

S	O	L		I	I	
---	---	---	--	---	---	--

California Institution for Men, Minimum is recorded as:

C	I	M				
---	---	---	--	--	--	--

California Correctional Center, Level III is recorded as:

C	C	C		I	I	I
---	---	---	--	---	---	---

Community Correctional Facility placement is recorded as:

C	C	F				
---	---	---	--	--	--	--

Endorsement to the Restitution Center is recorded as:

L	A			C	C	C
---	---	--	--	---	---	---

When the inmate's current endorsed location or program is not affected by any action being recorded in the Classification Staff Representative section (Section I), the endorsed location shall be reaffirmed and recorded in Boxes 179-185.

Reason for Administrative or Irregular Placement (Boxes 186-188)

The CSR or authorized staff completes this item only if the security level approved is not commensurate with the inmate's Placement Score. If the level does not correspond, the CSR or authorized staff shall enter the reason for the administrative or irregular placement using the appropriate administrative determinant code to justify placement.

Some case factors affect placement because of administrative policy requirements. Policy-determined factors are "administrative determinants" and placements in a facility based on these, which do not correspond to the inmate's Placement Score, are "administrative placements."

There are also special case factors that, while not governed by policy, influence placement by determining program priorities. For example, the inmate's score level is reduced, but he or she is retained in a higher security level to complete academic or vocational training or to fill a skilled worker position or the population is such that no suitable bed at the inmate's security level is immediately available. When placement occurs under such circumstances, it shall be recorded as an "irregular" placement.

61020.20 Instructions for Completing the CDC Form 841

The counselor shall prepare a CDC Form 841 upon the return to CDCR custody from parole of a PVRTC or a PVWNT. Also prepare a CDC Form 816, Reception Center Readmission Summary, for the PVRTC or PVWNT with the following exceptions.

Prepare a CDC Form 841 and an ISRS for a PVWNT returning with a new Life term.

Prepare only a CDC Form 841 if parole is lawfully revoked by the BPH because an inmate refused to sign conditions of parole. Preparation of a

CDC Form 816 is not required if the inmate is not physically paroled to the community, the inmate's status shows that he/she has been paroled, revoked, and returned the same day.

Once a PVRTC or PVWNT is scored on a CDC Form 841, each subsequent readmission period shall be captured on a separate CDC Form 841. The counselor prepares a CDC Form 841 each time a parole violator returns to the RC. For example, if a PVRTC paroled from the RC prior to the preparation of a CDC Form 841 for that revocation, prepare a CDC Form 841 to address that RTC period as well as a separate CDC Form 841 to address the current RTC.

A CDC Form 841 shall not be prepared for a parolee pending revocation proceedings. Do not prepare a CDC Form 841 if the parole violator is continued on parole (COP).

A CDC Form 841 shall not be prepared for a parolee who is returned to custody as a "non-revoked" parolee, for example a SATCU placement.

A CDC Form 841 shall not be prepared for a parolee who is returned to custody for "psych attention" only. A parolee revoked by the BPH for psych attention is in custody for psychiatric treatment, but continues his or her parole period uninterrupted.

A CDC Form 841 shall not be prepared if the inmate received an additional commitment while on parole (paper commitment), but is not returned to an RC. OBIS records this as a Legal Processing Unit action showing the parolee as returned to prison and paroled the same day.

On the CDC Form 841, box numbers appear to the right, but refer to the first box on the left of each field.

Detention Processing Unit

The purpose of the Detention Processing Unit (DPU) is to expedite the Reception Center processing of PVRTC cases. The RC-CCIII or designated CCII screens PVRTCs primarily on information in the C-file and a CCI's interview of the PVRTC.

Detention Processing Unit Criteria

Inmates Eligible for DPU Processing

The DPU process allows the RC-CCIII or designated CCII staff to approve initial placement of eligible PVRTC inmates who have either a Level I or Level II Placement Score and who are not further excluded as follows.

- The PVRTC does not require Level III or Level IV placement.
- The PVRTC does not require special or designated housing.
- The PVRTC has no complex housing considerations.
- The PVRTC has no complex enemy concerns.

The PVRTC shall be processed via DPU and endorsed on the CDC Form 841 under the following conditions:

- PVRTC Cases Eligible for Minimum Custody via DPU.
 - A PVRTC with a Level I Placement Score who meets MSF criteria shall be approved for DPU placement in a Level I MSF or a CCF. Do not DPU to a Secure Level I.
 - PVRTCs with Level I Placement Scores with an imminent release date of 30 days or less shall be approved for DPU placement in the Level I MSF adjacent to that RC.
 - A PVRTC with a Level II Placement Score who meets MSF criteria shall be approved for DPU placement in a Level I MSF institution using the Administrative Determinant Code of Work (WOR) or for a DPU placement in a CCF. Do not DPU a PVRTC eligible for MSF placement to a Secure Level I or to a Level II institution.
- Level I or Level II PVRTC Cases Not Eligible for Minimum Custody.
 - A DPU-eligible PVRTC with a Level I Placement Score who does not meet MSF criteria shall be approved for DPU placement in an MCCF or Level II institution using the appropriate Administrative Determinant Code as the Administrative or Irregular Placement Reason.
 - A DPU-eligible PVRTC with a Level II Placement Score who does not meet MSF criteria shall be approved for DPU placement in an MCCF or Level II institution.

Inmates not eligible for DPU Processing

A PVRTC requires regular reception center processing and CSR endorsement if he or she has any of the following factors:

- The PVRTC requires either a Level III or Level IV placement.
- The PVRTC requires designated housing; (i.e., DDP, DPP, SNY), or is a participant in the Mental Health Services Delivery System.

- The C&PR or RC-CCIII determines that the PVRTC inmate warrants referral to the CSR.

61020.20.1 Identifying Information

CDC Number (Boxes 1-6)

At the bottom of the CDC Form 841, enter the CDC number for the inmate in Boxes 1-6 as obtained from the Legal Status Summary.

Print the letter prefix (for example P or W) in the first box. Enter a number in each of the remaining five boxes, Boxes 2-6, always ending in Box 6. Be certain not to enter the letter in the number boxes. Example: P-45678

P	4	5	6	7	8
---	---	---	---	---	---

Inmate's Last Name (Boxes 7-11)

Print the first eight letters of the inmate's last name in CAPITAL BLOCK letters. Do not use lowercase or written script letters. Letterboxes are left-hand justified. Begin at the left and print only one letter of the name in each box. Any empty boxes shall be on the right.

If the name consists of more than eight letters, simply enter the first eight letters. Although eight boxes are provided on the score sheet, the database captures only the information in Boxes 7-11 or the first five letters entered. For names with less than eight letters, leave empty the remaining boxes to the right. If the last name is two words, run the words together. Do not leave an empty box in between letters. Example:

Mac Knight

M	A	C	K	N	I	G	H
---	---	---	---	---	---	---	---

Date Received This Incarceration (Boxes 12-17)

When it is determined that an inmate is to be scored on a CDC Form 841, the Date Received This Incarceration is the date that the inmate was received in the RC. Enter the date in the boxes. A zero need not be entered in front of single digit months or days, but is entered as part of the two digits entered for the year, when applicable.

For an inmate who refuses to sign conditions of parole and whose parole is revoked by the BPH, the Date Received This Incarceration is the date that the BPH identifies as the date the inmate was returned to custody as posted on the CDC Form 112.

When a parole violator is returned from parole to an institution other than a reception center (e.g., to provide immediate medical care), the Date Received This Incarceration is the date that the inmate is received at that institution.

If a PVRTC later becomes a PVWNT, the Date Received This Incarceration does not change.

If the inmate was received in the RC as a PVWNT, use the date that the PVWNT is received in the RC.

The Date Received This Incarceration is the Review Period Beginning Date for the PVWNT or PVRTC's first six-month review period for this incarceration.

Date of Last Score Sheet (Boxes 18-23)

Enter the date of the most recent score sheet in the central file. Use the Date of the Last Score Sheet to identify the most recent score sheet and organize score sheets in chronological order to prevent tracking errors and ensure continuity.

County of Last Legal Residence (CLLR) (Boxes 24-26)

Print the most current CLLR, for a PVRTC or PVWNT as recorded in the parole violation report, BPH action, and/or court documents.

Print the two or three letter OBIS code for the county name in Boxes 24-26.

ALA	Alameda	ORA	Orange
ALP	Alpine	PLA	Placer
AMA	Amador	PLU	Plumas
BUT	Butte	RIV	Riverside
CAL	Calaveras	SAC	Sacramento
CC	Contra Costa	SB	Santa Barbara
COL	Colusa	SBD	San Bernardino
DN	Del Norte	SBT	San Benito
ED	El Dorado	SCL	Santa Clara
FRE	Fresno	SCR	Santa Cruz
GLE	Glenn	SD	San Diego
HUM	Humboldt	SF	San Francisco
IMP	Imperial	SHA	Shasta
INY	Inyo	SIE	Sierra
KER	Kern	SIS	Siskiyou
KIN	Kings	SJ	San Joaquin

LA	Los Angeles	SLO	San Luis Obispo
LAK	Lake	SM	San Mateo
LAS	Lassen	SOL	Solano
MAD	Madera	SON	Sonoma
MAR	Marin	STA	Stanislaus
MEN	Mendocino	SUT	Sutter
MER	Merced	TEH	Tehama
MNO	Mono	TRI	Trinity
MOD	Modoc	TUL	Tulare
MON	Monterey	TUO	Tuolumne
MPA	Mariposa	VEN	Ventura
NAP	Napa	YOL	Yolo
NEV	Nevada	YUB	Yuba

Form Identification (Boxes 27-35)

At the top of the CDC Form 841, three blank boxes are labeled "New", "Correction", and "Delete." Print an "X" in the appropriate box.

- Print an "X" in the "New" box (Box 27) if a new CDC Form 841 is being prepared.
- Print an "X" in the "Correction" box (Box 28) if the form is being completed as a correction to a previously submitted CDC Form 841. Enter the date of the correction in Boxes 29-34.
- Print an "X" in the "Delete" box (Box 35) when a previously submitted CDC Form 841 was completed for an inmate in error and is to be deleted.

Additional information regarding preparation of "correction" and "deletion" documents is provided in DOM §§ 61020.20.9 and 61020.20.10.

61020.20.2 Readmission Review Period Calculation

Within the Readmission Review Period Calculation section of the CDC Form 841, capture the inmate's most recent period of incarceration prior to his or her last parole.

The most recent period of incarceration is defined as that time period between the date that the inmate last paroled and the inmate's Review Period Beginning Date.

After an inmate has been scored on a CDC Form 841, each subsequent readmission period shall be captured on a separate CDC Form 841.

Identification Of Review Period(s) Not Previously Addressed

Date Paroled (Boxes 36-41)

Enter the date, month/day/year, that the inmate last paroled from the CDCR. A zero need not be entered in front of a single digit number for the month or day. Enter a zero as part of the two digits for the year when applicable.

Review Period Beginning Date (Boxes 42-47)

Enter the Review Period Beginning Date, month/day/year. A zero need not be placed in front of the month or day, but must be placed in front of the year when appropriate.

- The Review Period Beginning Date is the date that the inmate's review period would have begun had the inmate remained in custody. The Review Period Beginning Date is the most recent Review Period Ending Date plus one day.
- However, if Review Period Dates have not already been established, then the inmate's Review Period Beginning Date is either the date received at the reception center in the last incarceration or the first day of the last month considered for favorable behavior points, whichever is the most recent.
- An inmate's partial review period is a period of less than six months in custody as measured between and including the Review Period Beginning Date and the Date Paroled.
- For an inmate who was a SACCO case and has been returned from parole as a parole violator, the inmate's Date Paroled and Review Period Beginning Date is the same date. The total number of days not previously addressed is zero.

Total Review Periods Not Previously Addressed (Item B3)

Enter the total number of months, days, and years in custody between the Date Paroled and the Review Period Beginning Date.

- When calculating the review period(s) in custody not previously addressed, the time periods are calculated using 30-day months.

Number of 6 Month Review Periods (Item B4)

Enter the total number of six-month review periods in custody not previously addressed.

Partial Review Period (Less Than 6 Months) (Item B5)

Enter the number of months and days in custody remaining that total less than six months.

Inmate Example's classification hearing history and recorded review period dates:

- Received in CDC 10-12-02.
- Annual Review UCC committee held on 10-20-03:
 - Rev Per Beg Date 10-12-02
 - Rev Per End Date 10-11-03
- Inmate Example's UCC committee hearing for Transfer consideration was held on 6-15-04:
 - Rev Per Beg Date 10-12-03
 - Rev Per End Date 4-11-04
- Inmate Example's Annual Review was held early on 9-25-04:
 - Rev Per Beg Date 4-12-04
 - Rev Per End Date 10-11-04
- Inmate Example paroled on 12-22-04
- Returned to CDC as a PVWNT on 3-16-05

Inmate Example's CDC Form 841 Readmission Review Period Calculation is:

- Date Paroled: 12-22-04
- Rev Per Beg Date: 10-12-04 =

Partial Review Period in custody of 2 months 10 Days

61020.20.3 Favorable Behavior Since Last Review

This Section shall be used for recording and calculating in custody favorable behavior points.

- The inmate is eligible to be considered for the full value of Favorable Behavior points for each Six Month Review Period in custody.
- The inmate is eligible to be considered for one-half of the Favorable Behavior points for a partial review period that totals less than 6 months in custody.

Favorable points are to be considered for each six-month review period and/or partial review period in custody for the categories noted below.

- Favorable behavior points are to be considered only when the favorable behavior being evaluated occurred in custody during, and includes, the review period dates recorded in the Readmission Review Period Calculation section of the CDC Form 841 score sheet.
- There is no such thing as a "partial" Partial Review Period.

Continuous Minimum Custody (Boxes 48-49)

Consider the inmate's eligibility for favorable behavior points for the Continuous Minimum Custody category when the Minimum Custody status being evaluated occurred during, and includes, the review period dates recorded in the Readmission Review Period Calculation section of the CDC Form 841 score sheet.

Apply favorable behavior points for the Continuous Minimum Custody category when the inmate is assigned Minimum Custody for every day of the six-month review period or partial review period being evaluated. To evaluate this item, review CDC Form 128-Gs.

When the inmate's Minimum Custody assignment is interrupted during the six-month review period or partial review period being evaluated, through no fault of the inmate, apply favorable points only for that interrupted six-month review period or partial review period.

Unless the inmate was reassigned Minimum Custody on the first day of, or prior to, a subsequent Review Period Beginning Date, do not apply favorable behavior points for any six-month review period or partial review period beyond the interrupted period.

If the inmate was housed in another jurisdiction during a six-month review period or partial review period being considered, the counselor shall review the documents provided by the agency to determine if favorable points are appropriate. Favorable points shall be applied if documentation of assignment to Minimum Custody is provided by the agency.

Apply four (4) favorable behavior points for each six-month review period for which the inmate qualifies.

For less than a full six-month review period (partial review period), apply two (2) points for favorable behavior.

No Serious Disciplinary (Boxes 50-51)

Consider the inmate's eligibility for favorable behavior points for the No Serious Disciplinary category when the behavior being evaluated occurs during, and includes, the review period dates recorded in the Readmission Review Period Calculation section of the CDC Form 841 score sheet.

Apply favorable behavior points when the inmate is in custody and has not committed a serious disciplinary violation during any day of the six-month review period or partial review period being evaluated. In order to be held accountable for a serious disciplinary violation, the inmate must have been found guilty of behavior identified as serious per CCR § 3315.

Apply favorable behavior points for the No Serious Disciplinary category even though the inmate was incarcerated in another correctional agency (e.g., county jail, state or federal institution) during the review period or partial review period being evaluated and there is no evidence or documentation of serious disciplinary behavior.

Upon evidence of serious disciplinary behavior, the documentation shall establish that the inmate was determined to be guilty of conduct described as serious per CCR § 3315 in order to disqualify the inmate for consideration of favorable behavior points for the six-month review period or partial review period being evaluated.

Apply two (2) favorable behavior points for each six-month review period for which the inmate qualifies.

For less than a full six-month review period (partial review period), apply one (1) point for favorable behavior.

Average or Above Performance in Work, School, or Vocational Program (Boxes 52-53)

Consider the inmate's eligibility for favorable behavior points for the Average or Above Performance in Work, School, or Vocational Program category when the Average or Above Performance status being evaluated occurs during, and includes, the review period dates recorded in the Readmission Review Period Calculation section of the CDC Form 841 score sheet.

Consider favorable behavior points for the Average or Above Performance category only when the inmate was assigned to a work incentive assignment and reporting on the first day of, or prior to, the first day of the six-month review period or partial review period being evaluated.

When the inmate's work, school, or vocational program assignment is interrupted during the six-month review period or partial review period being evaluated, through no fault of the inmate, consider favorable points if otherwise eligible only for that interrupted six-month review period or partial review period. Do not apply favorable behavior points beyond the interrupted six-month review periods unless the inmate again reports to a work incentive assignment on the first day of, or prior to, a subsequent Review Period Beginning Date.

An unassigned inmate who received an assignment from the inmate assignment office during a lockdown period, but has been unable to report to that assignment due to the lockdown, is not eligible for favorable behavior points for the Average or Above Performance category for the six-month review period or partial review period being considered.

Favorable points are not applied for an inmate not assigned to a program.

Once assigned, an inmate continues to earn Work Incentive Credit. Eligibility for favorable behavior points is based on performance and requires participation in a program.

Consider favorable behavior points for an inmate reassigned or continued in a work, school, or vocational program who reports to a work, school, or vocational program on the first day of, or prior to, a subsequent Review Period Beginning Date.

Combine part-time assignments during the same review period which, when work/program hours are added together, are equivalent to a full-time assignment.

To determine eligibility for favorable points, review CDC Form 128-Gs, CDC Form 101, Work Supervisor's Report, or CDC Forms 128-D, E, and F, Chrono-Education/Vocational.

If the inmate was housed in another jurisdiction during the six-month review period or partial review period being evaluated, consider favorable behavior points only if documentation of an assignment is provided by the agency. Review the documents provided by the agency to determine if favorable behavior points are appropriate.

If staff in the CDCR or another agency did not document the inmate's performance and the inmate continued to be assigned, continued to report to the assignment and there is no disciplinary documentation, apply favorable behavior points for the six-month review period or partial review period. In the absence of staff documentation of the inmate's performance, apply favorable behavior points liberally. In other words, an isolated record (e.g., a

CDC Form 128-A, Custodial Counseling Chrono) and no other indication of less than average performance shall not preclude the application of favorable behavior points for the six-month review period or partial review period.

Apply two (2) favorable behavior points for each six-month review period if the inmate's performance was rated "average" or "above average."

For less than a full six-month review period (partial review period), apply one (1) point for favorable behavior.

Six-Month Review Periods

Six-month review periods are established as a standard period of time to measure behavior warranting favorable behavior points.

An inmate's six-month review period is identified by the six-month period of time between and including the Review Period Beginning Date and the Review Period Ending Date.

Partial Review Period

A partial review period is a period of time in custody that totals less than six months between and including the review period beginning date and the date paroled. Apply half the full value of favorable behavior points for a Partial Review Period when evaluating Favorable Behavior Since Last Review on the CDC Form 841.

Interrupted Period

An "interrupted period" is a six-month review period or partial review period that is interrupted on or after the Review Period Beginning Date by a change to the inmate's assignment to Minimum Custody and/or the inmate's performance in a Work, School, or Vocational Program.

"Through No Fault of the Inmate" as it pertains to an Interrupted Period

"Through no fault of the inmate" as it pertains to an interrupted period, is a situation which disrupts the inmate's assignment, custody, or placement, based on a decision outside of the inmate's control and the circumstances of the interruption are not within the responsibility of the inmate.

- Examples of "through no fault of the inmate" are:
 - The inmate is transferred out to court.
 - The inmate is placed on 'S' time pending parole.
 - The inmate is placed in administrative segregation pending investigation and/or disciplinary action and later released with no finding of guilt.
 - The inmate is housed in a MSF and learns of a death in the family. Staff re-houses the inmate in a more secure facility pending evaluation of the inmate's escape potential.
- Examples of interruptions that are the fault of the inmate:
 - The inmate comes to staff and asks to be "rolled up" to administrative segregation. The inmate explains that he has a drug debt that he can't pay and stated that he can't stay in the general population.
 - The inmate has become disruptive in school and is removed from his assignment by a classification committee.

Total Favorable Points (Item C4)

Total the points for C1 through C3 and enter the number. Note that it is a negative value.

61020.20.4 Unfavorable Behavior Since Last Review

Unfavorable behavior points shall be assessed at full value.

Locate the disciplinary section of the C-file and note if the inmate was found guilty of misbehavior rated as "serious" rather than "administrative." In the space provided, write the date of the disciplinary report for all "serious" disciplinary reports that have not been included in or since the last review. This includes serious disciplinary reports received at the RC while undergoing RC processing.

When recording Unfavorable Behavior Since Last Review, the documentation shall establish that the inmate was determined to be guilty of conduct described as "serious" per the CCR § 3315. Such behavior may be documented by means other than a CDC Form 115. For example, an assault on another inmate in jail shall be documented by a report from the sheriff.

Unfavorable behavior points are to be recorded when the unfavorable behavior being evaluated occurred in custody on or between any of the inmate's previous six-month review period dates and/or current or previous Readmission Review Period Calculation dates.

Therefore, when it is determined that the serious disciplinary behavior did occur between established review period dates and the disciplinary has not been recorded on a prior score sheet, enter the disciplinary on a new CDC

Form 840 or CDC Form 841 outside of the review period dates recorded on that score sheet.

Serious Disciplinary (Boxes 54-71)

The counselor shall apply eight (8) points for a guilty finding for a Division A-1 or A-2 offense in Boxes 54-55.

The counselor shall apply six (6) points for a guilty finding for a Division B, C, or D offense in Boxes 56-57.

The counselor shall apply four (4) points for a guilty finding for a Division E or F offense in Boxes 58-59.

Count the number of disciplinarys and multiply by the appropriate point value and enter the total in the appropriate boxes. The maximum number of points to be assessed for each individual category is 99.

A single disciplinary may result in the assessment of points under several different categories. If the inmate was found guilty of the described behavior, enter the date of the disciplinary and assess the points associated with that behavior.

When the behavior in an incident falls under more than one category, apply points for each appropriate category. For example, if the inmate is found guilty for battery on another inmate with a deadly weapon causing serious injury, that one act shall be noted on the CDC Form 841 as follows:

- Item D1, Division A-1 offense =8 points
- Item D3, Battery on an Inmates =4 points
- Item D6, Possession of a Deadly Weapon =16 points
- Item D7, Battery Causing Serious Injury =16 points

For this serious disciplinary, the inmate is assessed a total of 44 points.

Example: If a CDCR inmate, while in the county jail, is found guilty of distribution of drugs (trafficking narcotics), he shall be assessed points as follows:

- Item D1, Division A-2 offense = 8 points
- Item D4, Distribution of Drugs = 4 points

For this serious in-custody offense, the inmate is assessed a total of 12 points.

Battery or Attempted Battery on a Nonprisoner (Boxes 60-61)

Include any battery on a nonprisoner or attempted battery on a nonprisoner.

Count the number, multiply by eight (8), and enter the total.

Battery or Attempted Battery on an Inmate (Boxes 62-63)

Include any battery on an inmate or attempted battery on an inmate.

Do not include mutual combat where both inmates were co-responsible.

Include situations where one or more inmates is clearly the victim. Usually results in some injury that may involve a group attack or some type of weapon.

Count the number, multiply by four (4), and enter the total.

Distribution of Drugs (Boxes 64-65)

This refers to inmates who are involved in an operation to smuggle any controlled substance into an institution, facility, or jail for distribution and sales.

Do not count a disciplinary determination in which the inmate was found or pled guilty to possessing a small quantity of drugs or being under the influence.

Count the number, multiply by four (4), and enter the total.

Possession of a Deadly Weapon (Boxes 66-67)

Include only well-documented instances of manufacturing or possessing a deadly weapon where apparent use is intended.

- Except as noted below, do not include possession of commonly available and unmodified objects unless they are used as weapons and this fact is documented in the disciplinary hearing process. For example, hobby craft tools, common shop tools, and baseball bats are not considered deadly weapons unless their use, or intent for use, as such is clear. Include possession of a razor blade in a special program housing unit (e.g., Ad Seg Unit, SHU, Psychiatric Services Unit).

Count the number, multiply by sixteen (16), and enter the total.

Inciting a Disturbance (Boxes 68-69)

Typically this involves a leadership role in an institution/facility riot, racial disturbance, or work strike.

Include any willful and deliberate behavior, which may have led to violence or disorder and any willful attempt to incite others, either verbally or in writing, or by other deliberate action to use force or violence upon another person of the type described in the CCR § 3005.

Count the number, multiply by four (4), and enter the total.

Battery Causing Serious Injury (Includes Conspiracy) (Boxes 70-71)

Include any battery that caused serious injury.

Inmates who conspired in, or ordered such an assault shall receive the same points.

Serious injury is defined in CCR § 3000.

Count the number, multiply by sixteen (16), and enter the total.

Total Unfavorable Points (Item D8)

Add the points for items D1 through D7 and enter here.

A serious disciplinary, not previously recorded, can be entered on the CDC Form 841 even when the date of disciplinary falls outside of the period of time recorded in the Readmission Review Period Calculation section of the CDC Form 841.

61020.20.5 Computation Of Score

Prior Preliminary Score (Boxes 75-77)

The Prior Preliminary Score will be found on the most recent classification score sheet:

- If the CDC Form 839 is the most recent score sheet, enter the Preliminary Score value as recorded in Boxes 65-67.
- If the CDC Form 840 is the most recent score sheet, enter the New Preliminary Score value as recorded in Boxes 82-84.
- If the CDC Form 841 is the most recent score sheet, enter the New Preliminary Score value as recorded in Boxes 84-86.
- When an inmate's most recent classification score is recorded on a score sheet with a revision date prior to Rev. 07/02, enter that classification score as the Prior Preliminary Score.

Net Change in Score (Boxes 78-80)

Combine the Total Favorable Points (C4) and the Total Unfavorable Points (D8). The Net Change in Score can be a plus (+) or a minus (-) value. The maximum number of points that can be entered for the Net Change in Score on the CDC Form 841 is 99. If the Net Change in Score exceeds 99, prepare one or more CDC Form 840(s) to record remaining disciplinarys. If preparing more than one CDC Form 840 on the same date, enter a different date for each CDC Form 840 because the Inmate Classification Score System Database organizes data by the "Date Completed." Enter the appropriate positive or negative sign in the first box and the total value in the remaining boxes.

Preliminary Score Subtotal (Item F3)

Enter the Preliminary Score subtotal on the line provided. The Preliminary Score subtotal is the prior Preliminary Score plus or minus the Net Change in Score.

This number can never be less than "0."

Change in Term Points (Boxes 81-83)

If the inmate has been designated as an RTC, do not enter a value. This area is left blank for an inmate who has returned as a parole violator returned to custody for a parole violation only.

If a PVRTC later becomes a PVWNT, a correction to the CDC Form 841 is not necessary. Complete a new CDC Form 840 recording the change in term points, if any, as a result of this new term. Also, do not correct the CDC Form 839.

To determine the change in term points for a PVWNT:

- Identify the original Term Point (T/P) from the CDC Form 839 and from subsequent score sheets with information entered in the Change in Term Points box.
- Enter the prior Term Points value on the "- Old T/P" line on the score sheet.
- Use the Term Point equation of base term plus enhancements multiplied by two (2) to calculate New Term Points. Enter that value on the "+ New T/P" line on the score sheet.
 - This term point value cannot exceed 50.
- Determine the difference between the old term points and the new term points. Enter either a plus (+) or a minus (-) sign in Box 81 and the numeric difference in Boxes 81-83.

EXAMPLES:

An inmate is returned from parole as an RTC. The inmate goes out to court before completing RC processing and is sentenced to 3 years. His original CDCR commitment had been 4 years. The adjustment to the Change in Term Points area of the CDC Form 841 is calculated as:

- Old Term Points: - 8
- New Term Points: (3 yrs X 2) + 6
- Change in Term Points = - 2

An inmate is returned from parole as a PVWNT. She is given an 18-month sentence (1 year 6 months). Her original term was 8 years.

- Old Term Points: - 16
- New Term Points: (1 yrs X 2) + 2
- Change in Term Point = - 14

New Preliminary Score (Boxes 84-86)

Add or subtract the Change in Term Points value from the Preliminary Score Subtotal and enter that value in Boxes 84-86. The maximum value for the New Preliminary Score is 999. The New Preliminary Score cannot be less than zero nor greater than 999.

61020.20.6 Placement

Mandatory Minimum Score Factor:

A Mandatory Minimum Score Factor is a case factor that requires the application of a Mandatory Minimum Score.

Mandatory Minimum Score Factor Code (Box 87)

A Mandatory Minimum Score Factor Code is an alpha code associated with a Mandatory Minimum Score Factor.

- If an inmate has a case factor that requires the application of a Mandatory Minimum Score Factor Code, enter the code that applies in Box 87. If more than one case factor applies, enter the code that appears first on the list.
- Document the RC justification for applying a Mandatory Minimum Score Factor Code in the CDC Form 816 or ISRS, as applicable. When the Mandatory Minimum Score Factor is applied other than in the RC, justify application in a CDC Form 128-G.
- If eligibility for a Mandatory Minimum Score Factor Code requires further consideration, refer to DOM § 61020.19.7.
- Absent overriding security or safety considerations, inmates pending case-by-case evaluation to determine eligibility for a Mandatory Minimum Score Factor Code shall not be transferred, except from the RC, until the application of a Mandatory Minimum Score Factor Code is resolved.
- Determine if one or more of the case factors listed below apply to the inmate. If no factors apply, proceed to the instructions for Placement Score.
- Prepare a new CDC Form 840 score sheet to record a change in or removal of a Mandatory Minimum Score Factor Code.

Mandatory Minimum Score Factor Codes and Scores

CODE	FACTOR	SCORE
[A]	Condemned	52
[B]	Life Without Possibility of Parole	52
[C]	CCR 3375.2(a)(7) Life Inmate	28
[D]	History of Escape	19
[E]	Warrants "R" Suffix	19
[F]	Violence Exclusion	19
[G]	Public Interest Case	19
[H]	Other Life Sentence	19

Specific Criteria for Applying Mandatory Minimum Score Factor Codes:

- **A. Condemned.** Apply Mandatory Minimum Score Factor Code A to inmates sentenced to death.
- **B. Life Without Possibility of Parole.** Apply Mandatory Minimum Score Factor Code B to inmates sentenced to LWOP.
- **C. CCR 3375.2(a)(7) Life Inmate.** Apply Mandatory Minimum Score Factor Code C to life-term inmates who are excluded from placement in Levels I or II based on any of the following factors per CCR § 3375.2(a)(7):
 - The commitment offense involved multiple murders, unusual violence, or execution-type murders or received high notoriety. Each of these factors is defined in CCR § 3000.
 - The inmate has a history of multiple walkaways, an escape from a secure perimeter, or an escape with force or threat of force.

A classification committee shall determine the initial application of this Mandatory Minimum Score Factor Code C. The Unit Classification Committee shall refer more complex cases to the Institutional Classification Committee as needed.

Justification in the ISRS shall address the specific element(s) of the inmate's commitment offense that substantiates the application of Mandatory Minimum Score Factor Code C, which precludes Level II placement, as opposed to Mandatory Minimum Score Factor Code F or Mandatory Minimum Score Factor Code H.

- **D. History of Escape.** Apply Mandatory Minimum Score Factor Code D for those case factors listed below. This code is not to be used to assess risk factors for escape involving any other offenses; (i.e., the sale or possession of large quantities of narcotics).
 - Apply to an inmate with any history of escape from within a secure perimeter or attempted escape from within a secure perimeter, whether or not force was used. This inmate is permanently excluded from minimum custody placement.
 - Apply to an inmate who has a conviction for, or whose commitment offense includes, Escape with Force or Attempted Escape with Force from any correctional setting or armed escort. This inmate is permanently excluded from minimum custody placement.
 - Apply to an inmate who verbalizes that he or she is going to escape and/or states he or she does not wish MSF placement because he or she will be tempted to escape/walkaway, is permanently excluded from minimum custody/MSF/camp placement.
 - When applying the ten-year exclusion criteria in reference to the following escapes or walkaways, use the date of conviction. If the escape did not result in a conviction, use the date of apprehension. In a case where there is no escape conviction and the date of apprehension is unknown, use the date of the escape, attempted escape, or walkaway.
 - Apply to an inmate who has a history of (one or more) walkaways without force from a nonsecure perimeter facility setting (such as camp, MSF, county road camp, etc.). The inmate is ineligible for minimum custody placement, camp, or MSF for ten years.
 - Apply to an inmate with a pattern of (two or more) walkaways from CCRC within the last 10 years. These inmates are excluded from minimum custody for 10 years.
 - Apply to an inmate who has a walkaway from CCRC that resulted in a court conviction for Escape within the last ten years. The inmate is ineligible for minimum custody for 10 years.
- **E. Warrants "R" Suffix.** Apply Mandatory Minimum Score Factor Code E when the "R" suffix has been affixed to the inmate's custody. Criteria for the "R" suffix are provided in CCR § 3377.1(b)(1) and DOM § 62010.4.3.1. Do not apply Mandatory Minimum Score Factor Code E for a case pending an evaluation.
- **F. Violence Exclusion.** Apply Mandatory Minimum Score Factor Code F when an inmate has a current or prior conviction for a violent felony or a sustained juvenile adjudication including, but not limited to, those listed under PC § 667.5(c) that does not require "case-by-case" consideration.
 - A sustained juvenile adjudication is a guilty determination or ruling rendered in a juvenile judicial proceeding.
 - An administrative determination regarding an allegation of a violent act including, but not limited to, those offenses described in PC § 667.5(c), has the same force and effect as a current or prior conviction for a violent felony or a sustained juvenile adjudication:
 - Board of Parole Hearings good cause finding, or
 - California Youth Authority/Youthful Offender Parole Board sustained allegation, or
 - A probation violation finding in a court of law.
 - Do not apply the Mandatory Minimum Score Factor Code F pending case-by-case evaluation.
- **G. Public Interest Case.** Apply Mandatory Minimum Score Factor Code G when the CSR has determined that the inmate is a public interest case pursuant to CCR §§ 3000, 3375.2(b)(20) and DOM § 62010.4.3.3. Staff shall refer any potential public interest cases to a CSR for determination and endorsement as a public interest case.
- **H. Other Life Sentence.** Apply Mandatory Minimum Score Factor Code H for an inmate serving any current life sentence commitment whose case factors are not already addressed by another mandatory minimum score factor code. This inmate is excluded from consideration for placement in a minimum custody setting until a

release date is granted by the BPH. The granting of a release date by the BPH does not result in the automatic removal of Mandatory Minimum Score Factor Code H.

Mandatory Minimum Score (Boxes 88-89)

A Mandatory Minimum Score is a numerical value identifying the least restrictive security level for an inmate who has a case factor that requires that he/she be housed no lower than a specific security level.

When the Mandatory Minimum Score Factor Code is applied, enter the corresponding point value in the field labeled Mandatory Minimum Score, Boxes 88-89.

If more than one factor applies, enter the code that appears first on the list in Box 87 and enter the corresponding numeric value in Boxes 88-89.

Placement Score (Boxes 90-92)

If there are no case factors that require the application of a Mandatory Minimum Score Factor Code, enter the New Preliminary Score as the Placement Score.

If a Mandatory Minimum Score has been applied, enter the Mandatory Minimum Score or the New Preliminary Score, whichever is greater.

The Placement Score is one of the factors used to determine the security level to which the inmate is assigned.

61020.20.7 Special Case Factors

This provides the opportunity to alert classification staff to special concerns, which should be considered in placement or program assignment.

Begin by reviewing the CDC Form 839, prior CDC Form 840s, and CDC Form 841s for special case factors identified by counselors or CSRs, which need to be evaluated. Next, review relevant chronos and other documentation for any recent concerns. Information entered in this Section is only current information.

Hold, Detainers and Warrants (Boxes 93-94)

Review all relevant documents and the "Detainers" section of the C-file for holds. This item requires careful evaluation regarding the seriousness of the hold and the likelihood that the jurisdiction will exercise the hold at the end of the sentence. The importance of the hold for classification is the extent to which the prospect of an additional term to serve may motivate the inmate to escape.

- Holds, Detainers, and Warrants for felony charges or USINS are coded "P" for potential or "A" for actual.
- Code only those holds which are likely to result in an additional prison sentence or deportation. Exclude simple holds for probation only or parole violation where the commitment offense is the basis for the violation.

After the CDC Form 841 has been submitted, record holds as follows:

- When a potential USINS hold is identified, prepare and submit a new CDC Form 840 to OISB.
- Prepare a new CDC Form 840 identifying a potential or actual hold if, as a result of classification committee review, the inmate is referred to the CSR or C&PR for more restrictive placement.
- If the inmate's placement is not impacted by the identification of a potential (other than a potential USINS hold) or actual felony hold, prepare a new CDC Form 840 recording the potential or actual hold at the inmate's annual classification committee review or at the inmate's next classification committee review requiring the completion of a score sheet, which ever comes first.

Restricted Custody Suffix (Box 95)

Enter an "R" in the box if a restricted custody suffix is to be applied pursuant to DOM § 62010.4.3.1.

Eligible for Restitution Center (Box 96)

The Restitution Center program allows inmates who meet program criteria to work in the community and repay their victims for monetary losses. Inmates are eligible for placement in the Restitution Center program pursuant to PC § 6228. Inmates are eligible for placement consideration if they meet the following criteria:

- Have agreed or been ordered by the court to make financial restitution to a crime victim.
- Have not served a prison term within the five years prior to the present conviction.
- Do not have a criminal history of a conviction for the sale of controlled substances.
- Do not have a criminal history of a conviction for a crime involving violence or sex.

- Received a sentence of 36 months or less.
- Present no unacceptable risk to the community.
- Are employable.

Inmates from any county are eligible for placement if they meet the criteria.

A court ordered restitution to the victim, whether payable to the court, directly to the victim, or in any other manner, qualifies an inmate to participate. A restitution fine constitutes financial restitution to a crime victim; therefore a restitution fine meets the criteria for Restitution Center placement.

There are no medical staff assigned to the Restitution Center. However, an inmate who is otherwise eligible for placement in a restitution center who requires regular monitoring/intervention by medical personnel may be considered if medically cleared on a case-by-case basis.

In Box 96 enter a "Y" for "yes" if the inmate is eligible or enter "N" for "no" if the inmate is ineligible. This is a one-time entry for the duration of the inmate's CDC Number unless the inmate's eligibility changes from "Y" to "N." If this information has already been entered on a score sheet, it is not necessary to enter it again.

Level IV Design (Item H4)

180 Status. If a male inmate has a Level IV Placement Score, the counselor shall make a determination regarding the exclusion of the inmate from a Level IV 270-design institution. If an inmate meets the guidelines for exclusion from a Level IV 270-design prison, the counselor shall print the capital letter "Y" on the line provided.

If the male inmate has a Level IV Placement Score, but does not meet the guidelines for exclusion from a 270-design institution, the counselor shall print an "N" on the line provided.

Reason Code. If a "Y" was entered on the "180 Status" line provided, the counselor shall then enter the "Reason" code on the line provided that describes the reason for exclusion from a Level IV 270-design institution based on the established guidelines.

The counselor shall enter the code that describes the reason for exclusion from a Level IV 270-design institution based on the established guidelines per DOM § 61010.11.6.

US Armed Forces (Box 97)

Print a "Y" if the inmate answers "Yes" to the following question: "Have you ever been a member of the US Armed Forces and were you honorably discharged?" If the inmate answers "No" enter "N." After a response has been documented on the CDC Form 839, CDC Form 840, or CDC Form 841, it is not necessary to address the issue again.

Current Institution and Facility (Boxes 98-104)

Print the two, three, or four-letter abbreviation of the RC in the Boxes 98-101. Print RC or the security level in Boxes 102-104 referring to the facility where the case is presented to a CSR for placement. Inmates may go through an RC, but actually be processed at an institution. Also, out-of-state inmates may be delivered directly to an institution. In such cases, enter the abbreviation for the institution where the processing takes place. Refer to DOM § 61020.19.8 for abbreviations.

Return Status (Boxes 105-107)

Print RTC for an inmate who is a Parole Violator Returned to Custody. Enter WNT for an inmate who is a Parole Violator With a New Term. If an inmate is received as an RTC and the inmate's status changes to a WNT after the CDC Form 841 is endorsed, do not submit a correction to correct these boxes.

Caseworker Name (Boxes 108-116)

The counselor shall print his or her last name and first initial in the boxes in capital block letters, indicating that the CDC Form 841 is accurate and complete.

61020.20.8 CSR Action

This Section is to be completed only by a CSR or a staff member specifically authorized to act in that capacity.

The DPU process also allows the reception center CCIII or designated CCII staff to approve placement of a PVRTC inmate.

Last Name (Boxes 117-124)

The CSR or authorized staff shall print the first eight letters of his or her last name in CAPITAL BLOCK letters in the space provided.

Date of Action (Boxes 125-130)

Enter the number of the month, the day, and the last two digits of the year in which the action is taken. A zero need not be placed in front of a single digit month or day, but must be printed if part of the two digits identifying the year when applicable.

Level IV Design (Boxes 131-133)

180 Status. If a male inmate has a Level IV Placement Score, the CSR shall make a determination regarding the exclusion of this inmate from a Level IV 270-design institution. If the inmate meets the guidelines for exclusion from a Level IV 270-design prison, the CSR shall print the capital letter "Y" in the Box 131.

Reason Code. If a "Y" has been entered in Box 131, the CSR shall enter the reason code in Boxes 132-133 that describes the reason for exclusion from a Level IV 270-design institution based on the established guidelines. Refer to DOM § 61010.11.6, Special Case Factors, to determine the appropriate Reason Code.

The counselor's evaluation regarding a male inmate's exclusion from a Level IV 270-design institution shall be recorded in the Special Case Factors area of the score sheet.

Minimum Custody (Boxes 134-137)

Eligibility. The CSR shall print the letter "E," "L," or "P" in Box 134 consistent with the findings recorded on the Minimum Custody Screening Form. Print the letter "E" in Box 134 to document that the inmate is eligible for minimum custody. Print the letter "L" in Box 134 to document that the inmate is temporarily ineligible for minimum custody. Print the letter "P" in Box 134 to document that the inmate is permanently ineligible for minimum custody.

Reason Code. Print the code in Boxes 135-137 to identify the reason the inmate is either temporarily or permanently ineligible for minimum custody, for example, VIO, ESC, HOL, etc. If the inmate is eligible for minimum custody, print an "E" in Box 134. Do not enter a "reason code."

If an inmate is permanently excluded from Camp due to Arson, but is otherwise eligible for minimum custody in an MSF, enter "P" in Box 134 and enter ARS for Arson in Boxes 135-137 to ensure that the inmate is not placed in a Camp.

CCRC Eligibility (Boxes 138-140)

The CSR shall enter the appropriate code for reentry eligibility in Boxes 138-140.

- Enter the letters REN in Boxes 138-140 if the inmate is eligible and wants to participate in CCRC.
- Enter the letters REX in Boxes 138-140 if the inmate is eligible for placement in CCRC, but does not want to participate in CCRC.

If the inmate is ineligible for CCRC placement, leave Boxes 138-140 blank.

DDP Code (Boxes 141-143)

The Developmental Disability evaluation is recorded on a CDC Form 128-C2. The CSR shall enter the most recent DDP code in the Boxes 141-143. The code is the designation assigned by clinical staff.

The C&PR has the authority to enter the DDP code only when there is a change from one DDP designation to another and the change does not require that the inmate be transferred to another institution.

For example: The C&PR has the authority to enter the DDP designation change from DDO to NDD or from DD1 to DD2 when the institution is designated to accommodate both DD1 and DD2 inmates.

DPP Code(s) (Boxes 144-155)

The CSR shall make every effort to endorse a case identified as DPP on the CDC Form 1845 (Section C) to an appropriate institution.

The first three boxes (Boxes 144-146) are to be used for the impacting DPP code that most affects the inmate's placement. The CSR shall enter the appropriate DPP code in Boxes 144-146. If there are additional codes that impact placement, the CSR shall enter those codes in priority order in Boxes 147-155.

The CSR shall enter the non-impacting DPP codes assigned to the inmate in Boxes 147-155.

The C&PR or RC-CCIII has the authority to code the DPP designation of only inmates who have only non-impacting physical disabilities as identified in Section D of the CDC Form 1845. The C&PR or RC-CCIII shall enter a DPP code in Boxes 147-155.

Administrative Determinants (Boxes 156-170)

An inmate whose Placement Score falls within one of the following ranges shall be placed in an institution, which is designated at the security level indicated, unless a reason for administrative or irregular placement is specified:

Placement Score	Security Level
0-18	I
19-27	II

28-51	III
52+	IV

Appropriate inmate placement is determined by both Placement Score and unusual or special case factors. Some case factors affect placement because of administrative policy requirements. Policy determined factors are "administrative determinants" and placements based on these, in a facility which does not correspond to the inmate's Placement Score, are "administrative placements."

Space is provided to record up to five administrative determinants. Enter applicable administrative determinants. An administrative determinant identifies temporary or permanent case factors and alerts staff to safety and security considerations which may limit the inmate's eligibility for placement. If there are not enough boxes to identify all applicable administrative determinants, give priority to those most related to custody and safety.

Record those determinants that are supported by documentation using the administrative determinant codes provided. If an administrative determinant code has already been entered as a Minimum Custody Reason Code (Boxes 135-137), it is not necessary to repeat that code here.

For example, enter the following for an inmate with an active "felony hold," a diagnosis of EOP, a heart condition requiring medical treatment, and a possible restricted "R" custody. Unless the medical condition is driving placement, the PSY is the primary concern. The CSR enters HOL only if the hold is active, is for a felony or USINS hold, and supporting documentation for the hold is in the file. An "R" suffix cannot be affixed pending evaluation. The CSR or authorized staff would therefore enter:

a)	<table border="1" style="display: inline-table;"><tr><td>P</td><td>S</td><td>Y</td></tr></table>	P	S	Y
P	S	Y		

b)	<table border="1" style="display: inline-table;"><tr><td>M</td><td>E</td><td>D</td></tr></table>	M	E	D
M	E	D		

c)	<table border="1" style="display: inline-table;"><tr><td>H</td><td>O</td><td>L</td></tr></table>	H	O	L
H	O	L		

AGE. Inmate's youthfulness, immaturity, or advanced age should be given strong consideration in placement or program decisions.

ARSON. Current or prior conviction or a sustained juvenile adjudication, as defined in CCR § 3375.2(b)(25), or good cause finding ruling rendered in a BPH proceeding, a sustained allegation in DJJ/CYA or Youthful Offender Parole Board proceeding or a probation violation finding in a court of law for arson, which limits where the inmate may be housed.

BEHAVIOR. Inmate's behavior record indicates he or she is capable of successful placement at an institution level lower than that indicated by the inmate's Placement Score. Not to be used if the inmate is housed at a level higher than the inmate's Placement Score.

CAMP. Placement due to a shortage of camp qualified inmates. Enter CAM to identify an inmate who is eligible or potentially eligible for camp placement.

DEATH sentence. Inmate was formerly on death row or currently is sentenced to death.

DEPARTMENTAL review board. Special placement ordered by the Departmental Review Board.

DISCIPLINARY history. Inmate disciplinary record indicates a history of serious problems or threatens the security of the facility.

ENEMIES. One or more persons under jurisdiction of the CDC has been documented on a Critical Case Information form (CDC Form 812 or CDC Form 812C) as an enemy. This should also be used when victimization is very probable due to case factors, such as where the nature of the offense will very likely create an enemy situation at certain institutions. Includes current PHU cases and those who are natural victims because of their appearance or commitment offense.

ESCAPE potential. Unusual circumstances suggest the inmate is a much greater escape risk than indicated by his or her score. For example, the inmate verbalized intent to escape.

FAMILY ties. Inmate has strong family ties to a particular area where other placement would cause an unusual hardship.

GANG involvement or affiliation. Documentation establishes that the inmate's membership or association requires special attention or placement consideration.

HOLD, warrant, or detainer likely to be exercised. Hold is active, verified to be in response of a felony or USINS hold, and substantiating documentation is in the C-File.

INACTIVE. Documentation establishes that the inmate's inactive gang status requires special attention or placement consideration.

LIFE sentence. Apply LIF to identify an inmate serving a life sentence or life sentences.

MEDical. The inmate's medical condition requires treatment or continuing medical attention not generally available at all facilities.

OUT-to-court. Inmate needs to be housed in a particular facility in order to be close to a court jurisdiction where the inmate is required to testify in court or is being prosecuted. Includes situations where involvement in a court trial is anticipated because a disciplinary has been referred to the district attorney. Also, use this designation when a Board appearance is imminent.

POPulation pressures. Shall be used by CSR only. No beds presently exist at an institution with a security level indicated by the inmate's Placement Score.

PRErelease. The short time remaining to serve limits or otherwise influences placement or program options. This factor shall also be used when a release date is so close that transfer or starting a long-term program is not warranted and when a short release date warrants special placement or program consideration.

PSYchiatric. A psychological condition requires special treatment or may severely limit placement options. Includes Category B. Apply PSY to identify an inmate who requires placement in designated housing in accordance with a Developmentally Disabled Placement Code.

PUBlic interest case. High notoriety of an inmate has caused public interest in the case and requires exceptional placement.

SCHool. Inmate is involved in an academic program, which is not available at an institution security level consistent with the inmate's Placement Score. Apply SCH to identify an inmate currently participating in a Substance Abuse Program who is being retained out of level to complete the Substance Abuse Program.

SEX. Inmate has a prior incidence of rape, oral copulation, sodomy, or a lewd and lascivious act, which requires restricted custody or placement.

SOR. Sexual orientation. Inmate's bisexual or homosexual orientation may require special placement.

TIME to serve. Inmate's time to serve is long, requiring placement at a facility with a security level higher than that indicated by the inmate's Placement Score.

VIOLence. Inmate has a current or prior conviction for a violent felony or a sustained juvenile adjudication including, but not limited to, those listed under PC § 667.5(c), which, as determined by the CSR, requires placement in a facility with a higher security level than that indicated by the inmate's Placement Score.

- A sustained juvenile adjudication means a guilty determination or ruling rendered in a juvenile judicial proceeding.
- In addition, the following administrative determinations regarding allegations of violent acts including, but not limited to, those offenses described in PC § 667.5(c), shall have the same force and effect as a current or prior conviction for a violent felony or a sustained juvenile adjudication:
 - BPH good cause finding, or
 - DJJ/CYA/Youthful Offender Parole Board sustained allegation, or
 - A probation violation finding in a court of law.

VOCational training. Inmate is involved in a vocational program, which is not available at a facility with a security level, which is consistent with the inmate's Placement Score.

WORk skills. Inmate has a work skill in a critical trade for which special placement consideration may be warranted. This should also be used to request or approve work crew placements.

Mental Health Level of Care (Box 171)

The CSR shall enter either a "C" for CCCMS or an "E" for EOP in Box 171 to identify the inmate's mental health LOC at the time of endorsement.

Institution Approved (Boxes 172-178)

Print initials of the institution or facility name in Boxes 172-175. Print the security level, subfacility designation, or program in Boxes 176-178. Enter only one letter or number in each box. Empty boxes should be to the right.

For example,

Sierra Conservation Center, Level I is recorded as:

S	C	C		I		
---	---	---	--	---	--	--

CSP, Solano, Level II is recorded as:

S	O	L		I	I	
---	---	---	--	---	---	--

California Institution for Men, Minimum is recorded as:

C	I	M		I		
---	---	---	--	---	--	--

California Correctional Center, Level III is recorded as:

C	C	C		I	I	I
---	---	---	--	---	---	---

Community Correctional Facility is recorded as:

C	C	F				
---	---	---	--	--	--	--

Endorsement to the Restitution Center is recorded as:

L	A			C	C	C
---	---	--	--	---	---	---

Reason For Administrative Or Irregular Placement (Boxes 179-181)

The CSR or authorized staff completes this item only if the security level approved is not commensurate with the inmate's Placement Score. If the level does not correspond, the authorized staff shall enter the reason for the administrative or irregular placement using the appropriate administrative determinant code to justify placement.

Some case factors affect placement because of administrative policy requirements. Policy-determined factors are "administrative determinants" and placements in a facility based on these, that do not correspond to the inmate's Placement Score, are "administrative placements."

There are also special case factors that, while not governed by policy, influence placement by determining program priorities. For example, the inmate's score level is reduced, but he or she is retained in a higher security level to complete academic or vocational training or to fill a skilled worker position or the population is such that no suitable bed at the inmate's security level is immediately available. When placement occurs under such circumstances, it shall be recorded as an "irregular" placement and justified by the application of a corresponding administrative determinant.

CSR Endorsement

A CSR endorsement shall remain effective for 120 days from the date of endorsement.

If an inmate is not transferred within 120 days from the date of CSR endorsement, the endorsed case awaiting transfer shall be again presented to a CSR prior to the 121st day for a 120-day extension of the endorsement if there is no change to case factors and the endorsement remains appropriate.

Each request for a 120-day extension of an endorsement shall be documented on a CDC Form 128-G and requires confirmation that the CCI and the CCII Supervisor audited the central file; updated the CDC Forms 840, 812, 812-C (if applicable); verified that case factors impacting the appropriateness of the CSR endorsement have not changed; and confirmed that the initial CSR endorsement remains appropriate. The CCI's review and CCII Supervisor's authorization for endorsement extension shall serve as a classification action. The CCI and CCII shall sign and date the CDC Form 128-G.

The request for a 120-day extension of a CSR endorsement shall not require review by a UCC or ICC unless case factors change or other information is identified, which renders the CSR endorsement to be no longer appropriate.

An endorsed case awaiting transfer may be extended no more than twice beyond the initial 120-day period.

Upon discovery of information that a CSR endorsement is no longer appropriate, the institution shall not allow the transfer to occur. The case shall be referred for UCC or ICC, as appropriate, to determine appropriate placement. The UCC or ICC shall substantiate placement recommendation and refer the case for transfer consideration or retention in current placement.

61020.20.9 Correcting a Previously Submitted Score Sheet

Rules for making corrections to a score sheet with a form Revision Date prior to Rev. 07/02.

Any score errors that are detected after the canary copy of the score sheet has been submitted to OISB require the following correction process. These rules apply only to a score sheet with a form revision date prior to Rev. 07/02:

Correct the Central File

- Annotate the original score sheet in the C-File. Line through the item or items to be changed and write the new information beside the

appropriate box or boxes. Initial and date those notations. This provides central file documentation of the original and new values and changes on the score sheet.

- Continue to carry forward the correct score on any subsequent score sheets in the central file to show the correct score. Ensure that the correct score is carried forward when a new score sheet is needed.

Prepare a "Correction" score sheet:

When the score sheet to be corrected in the central file has a form revision date prior to Rev. 07/02, reference to the classification score is equivalent to the Preliminary Score. Follow these steps to correct the database:

- Begin with a blank score sheet. The blank score sheet must be the same type of score sheet as the one being corrected. For example, when a CDC Form 839 needs to be corrected, the "Correction" score sheet shall also be a CDC Form 839.
- Complete the Identifying Information section of this blank score sheet by entering the inmate's CDC Number and Inmate's Last Name.
- Enter the same date that appears on the original score sheet being corrected. For the CDC Form 839 it is the Date Received CDC. For the CDC Form 840 it is the Date of Current Review. (exception: Neither the CDC Number nor the Date of Current Review can be corrected. See DOM § 61020.20.10 and contact OISB to correct these fields.)
- Enter an "X" in the Box Item 5b, Form Identification, at the top of the score sheet.
- Enter the date that the score sheet is being corrected in the "Date Corrected" boxes directly to the right.
- For changes to score values in boxes in the Background Factors section, Prior Incarceration Behavior section, Favorable Behavior section, and Unfavorable Behavior section, enter the Total Correction for that score sheet, either negative or positive, in the Correction area of the CDC Form 839 or CDC Form 840 score sheet. On the CDC Form 839, it is Item C1. On the CDC Form 840 it is Item E1.
- Enter the correct Total Classification Score in the Preliminary Score boxes when preparing a correction document for a CDC Form 839.
- Enter the correct Prior Classification Score in the Prior Preliminary Score box and enter the Current Classification Score in the New Preliminary Score box when preparing a correction document for a CDC Form 840. (Note: On score sheets revised prior to 07/02, the Prior Preliminary Score is identified as the Prior Classification Score and the New Preliminary Score is identified as the Current Classification Score).
- Leave the Mandatory Minimum Score and Placement Score boxes blank.
- The name of the Current Institution and Facility may be entered.
- The Counselor's Name may be entered.

Submit the canary copy of the "correction" score sheet to:

Department of Corrections and Rehabilitation
Information Quality Support Section
P.O. Box 942883
Sacramento, CA 94283-0001

The green copy of the "Correction" score sheet is to be given to the inmate.

The original white copy of the "Correction" score sheet may be discarded.

Rules for making Corrections to a CDC Form 839, CDC Form 840, or CDC Form 841 with a form revision date of Rev. 07/02 or later.

Any errors that are detected after the canary copy of the score sheet has been submitted to OISB require the following correction process. These rules apply only to a score sheet with a form revision date of Rev. 07/02 or later:

Correct the Central File

- Annotate the original score sheet in the C-File. Line through the item or items to be changed and write the new information beside the box or boxes. Initial and date those notations. This provides central file documentation of the original and new values and changes on the score sheet.
- Continue to carry forward the correct Prior Preliminary Score and New Preliminary Score on any subsequent score sheets in the C-File to reflect the corrections made. Ensure that the correct score is carried forward if a new score sheet is completed.

Prepare a "Correction" score sheet:

When the score sheet to be corrected in the central file has a form revision date of Rev. 07/02 or later, follow these steps to correct the database:

- Begin with a blank score sheet. The blank score sheet must be the same type of score sheet as the one being corrected. For example, when a CDC Form 839 needs to be corrected, the "Correction" score sheet shall also be a CDC Form 839.
- Complete the Identifying Information section of this blank score sheet by entering the inmate's CDC Number and Inmate's Last Name.
- Enter the same date as the date that appears on the original score sheet that is being corrected. Exception: Neither the CDC Number nor the date field in the Identifying Information section of the score sheet can be corrected. See DOM § 61020.20.10 and contact OISB.
- Enter an "X" in the box Item 5.b, Form Identification, at the top of the score sheet.
- Enter the date that the score sheet is being corrected in the "Date Corrected" boxes directly to the right.

Correction rules only for a score sheet with a revision date of Rev. 07/02 or later:

- Enter only the values that need to be corrected in the box or boxes to be corrected. Leave the Correction area of the score sheet blank. Do not enter a value in this area.
- Record new values in boxes where information is new.
- Place an asterisk in a box where a letter is to be removed.
- Place a zero in a box where a numeric value is to be removed.
- Place zeros in all six date-field boxes for a date that needs to be removed. Exception, the date field in the Identifying Information section of the score sheets cannot be corrected. (see DOM § 61020.20.10.)
- To replace an incorrect date, other than the date of the original score sheet, enter the correct date in all of the date field boxes.
- Where there are several boxes for one field, an asterisk in the first box removes all.
- Always record the Preliminary Score when preparing a CDC Form 839 correction and record the Prior Preliminary Score and the New Preliminary Score when preparing a CDC Form 840 or 841 correction, even if there was no change in the score resulting from the correction.
- Leave the Mandatory Minimum Score boxes blank.
- Any changes to the Mandatory Minimum Score Factor Code and/or Mandatory Minimum Score shall be recorded on a "New" document as part of a regularly scheduled classification hearing. A "correction" document shall not be prepared.
- Leave the Placement Score boxes blank unless it is an item that is being corrected.
- The name of the Current Institution and Facility may be entered.
- The Counselor's name may be entered.
- A Change in Term Points is not recorded as a "Correction." Any Change in Term Points is recorded on a "New" CDC Form 840 or "New" CDC Form 841 as appropriate.

Submit the canary copy of the "correction" score sheet to:

Department of Corrections and Rehabilitation
Information Quality Support Section
P.O. Box 942883
Sacramento, CA 94283-0001

The green copy of the "Correction" score sheet is to be given to the inmate.

The original white copy of the "Correction" score sheet may be discarded.

61020.20.10 Deleting a Previously Submitted Score Sheet With a Revision Date of Rev. 07/02 or Later

If a score sheet with a revision date of Rev. 07/02 or later has been submitted to the database that has an erroneous CDC Number and/or Date in the Identifying Information section, it is necessary to prepare a "Delete" score sheet to remove the erroneous information.

Correct the Central File:

Annotate the original score sheet in the C-File. Line through the CDC Number and/or Date and write the new information beside the appropriate box or boxes. Initial and date those notations. This provides central file documentation of the original and new values and changes on the score sheet.

Prepare a "Deletion" score sheet:

Begin with a blank score sheet. The blank score sheet must be the same type of score sheet as the one being deleted. For example, if the CDC Form 839 is to be deleted, then use a CDC Form 839.

Complete the Identifying Information section of this blank score sheet by entering the inmate's CDC Number and Date as shown on the original score sheet being deleted.

Enter an "X" in the box Item 5c, Form Identification, at the top of the score sheet.

This will delete the entire score sheet from the database. It is not necessary to recopy any additional information as recorded on the original score sheet.

Submit the canary copy of the "Delete" score sheet to the address noted above.

Provide the green copy of the "Delete" score sheet to the inmate.

The original white copy of the "Delete" score sheet may be discarded.

Complete a "New" Score Sheet to Replace the Deleted Score Sheet

Complete a "New" score sheet filling in all of the correct information. This may also include endorsement information should the score sheet that was deleted contain that type of information.

Important: Any situation not described within the DOM §§ 61020.20.9 and/or 61020.20.10, contact the Classification Quality Assurance Unit in the Offender Information Services Branch in Sacramento for instructions.

61020.20.11 CDC Form 816, Reception Center Readmission Summary

The CDC Form 816, Reception Center Readmission Summary, shall be prepared for each parole violator who has been returned to custody with or without a new term, unless the new term is a Life term. This requires an ISRS. The Reception Center Readmission Summary shall also be completed for cases designated as DPU cases per DOM § 61020.20.

The following guidelines have been established for completing the CDC Form 816:

Identifying Information

Enter the inmate's CDC Number, Inmate's Name, last name and first name, and the Reception Center or Institution where the case is being prepared.

Parole Violator With New Term or Parole Violator Return to Custody

Enter an "X" in the box designating the inmate's return status. If the inmate has been designated as both an RTC and WNT, place an "X" in the box designating the status that determines the controlling release date.

WNT - New Commitment Offense.

- Enter the new commitment offense(s), description(s), and the number of counts.

RTC - Parole Violation Charge(s) and Commitment Offense(s).

- Enter the parole violation(s) for which Good Cause was found. List the most serious offense first.
- Enter the original controlling commitment offense.

Enemy Information/Confidential Information/Gang Information

CDC Form 812

- Enter an "X" in "Clear" if there is no enemy information or gang activity.
- Enter an "X" in "Noted" if there is gang activity, but no enemy information noted.
- Enter an "X" in "Updated" if there is enemy information and enemy location(s) have been updated.

Confidential Information

- Enter an "X" in "Clear" if there is no confidential information in the central file.
- Enter an "X" in "Noted" if there is confidential information in the central file, but no enemy information.
- Enter an "X" in "Updated" if there is enemy information in the confidential file and the enemy location(s) have been updated.

Gang Activity

- Document the name of the street gang/disruptive group/prison gang.

Holds/Detainers

Enter an "X" in "Clear" if there are no active holds, warrants, detainers, or timeservers in the central file.

Felony

- Enter Felony Hold, Warrant, or Detainer information here. Enter crime, agency information, bail amount, etc.
- If there is an active timeserver, enter the date that the timeserver expires.

- If there is a potential hold, warrant, or detainer, enter that information in the space provided. Provide a description of the charge for which the inmate may be wanted and from which jurisdiction. Include the source document from which the potential hold was identified.

Foreign Born

- Enter "No" or "Yes" to document whether or not the inmate is foreign born.

USINS

- Enter "P" or "A" to document if the inmate has a Potential or Actual USINS hold. It is not necessary to document the A# on the CDC Form 816.

Medical/Psychiatric

Medical

- Enter medical clearance (e.g., Full Duty/Camp). Abbreviations are appropriate.

Dental

- Enter the dental code as recorded on the CDC Form 128-C-1.

Tuberculosis Alert Code (TBAC)

- Enter the inmate's current TB code.

Developmental Disability Program (DDP)

- Enter the code that reflects the inmate's current DDP status per the most recent CDC Form 128-C-2.

Disability Placement Program (DPP)

- Enter No or the current DPP code(s), whether impacting or non-impacting, per the CDC Form 1845(s).

Psychiatric

- Enter "Clear" or MHSDS Level of Care (e.g., CCCMS).

Mentally Disordered Offender (MDO)

- Enter an "X" in "Clear" if there is no violence or threat of violence in the instant offense pursuant to PC § 2962.
- Enter an "X" in "Offense Only" if the inmate has a qualifying violent offense.
- Enter an "X" in "Referral" if the case is to be referred to the MDO Coordinator.

Escape History

Enter an "X" in "Clear" if there is no escape/walkaway history.

If escape/walkaway history exists:

- Enter the type of escape. Elements to be addressed include, but are not limited to:
 - With Force, Without Force, Walkaway.
 - From a Secure Facility or from a Non-secure Facility.
 - From Armed Escort or Fleeing an Officer.
- Enter whether it was an actual escape or attempted escape.
- Indicate whether or not the inmate was convicted.
- Enter the county where the escape/walkaway occurred.
- Enter the charge and disposition if available.
- Include the date of the escape/walkaway when available.
- Enter the source of the information.

Arson History

Enter an "X" in "Clear" if there is no arson history.

If arson history exists:

- Enter the type of arson and if injury occurred.
- Enter whether it was an actual arson or attempted arson.
- Indicate whether or not the inmate was convicted.
- Enter the county where the arson occurred.
- Enter the charge and disposition if available.
- Include the date of the arson when available.
- Enter the source of the information.

Sex Related Offenses

Enter an "X" in "Clear" if there is no history of sex related offenses.

If a sex-related offense history exists:

- Enter the type of offense.
- Enter whether or not the offense was attempted.
- Indicate whether or not the inmate was convicted.

- Enter the county where the offense occurred.
- Enter the charge and disposition, if available.
- Include the date of the offense when available.
- Enter the source of the information.

"R" Suffix

- Enter an "X" in "R Suffix" if an "R" suffix is warranted or has been imposed.
- Leave the "R Suffix" box blank if a review is needed. If review by UCC is recommended, explain in the "Hx" area of the form.

Sexually Violent Predator (SVP) Screened

- If the inmate is required to register per PC 290:
 - Enter an "X" in "Yes" if the screening has been completed.
 - Enter an "X" in "No" if the screening has not been completed.

Institutional Case Factors**Paroled From**

- Enter the prison or facility from which the inmate last paroled.

Last Custody Level

- Enter the inmate's last designated custody level.

Prior Administrative Determinant

- Enter administrative determinant(s) applied during the prior incarceration.

Special Work Skills

- Record documented special work skills.

"S" Suffix (single cell required)

- Enter the word "None" if an "S" suffix is not required.
- Enter an "X" in "Affixed" if an "S" suffix has been affixed and enter the reason.

Serious Rules Violation Report

- Enter the word "None" or record any serious disciplinary in the inmate's current commitment. Identify any "Big 6 offenses" by date during any prior incarceration.
- The Big 6 Offenses include the following:
 - Battery or Attempted Battery on a Non Prisoner.
 - Battery or Attempted Battery on An Inmate.
 - Distribution of Drugs.
 - Possession of a Deadly Weapon.
 - Inciting a Disturbance.
 - Battery Causing Serious Injury.

Other Case Factors

- List any other case factors that may be important to note. For example, registration/notification requirements, computer crimes, DNA required, etc. Also list institution placement recommendations for DPP inmates.

Special Programs Screening

For MSF and Camp, enter an "X" to indicate "E," "L," or "P."

Where an "X" is entered to indicate "L" or "P," identify the reason for ineligibility on the line provided. Use abbreviations and/or administrative determinant codes.

For the other Special Programs listed, enter an "X" to indicate "E" for eligible or "I" for ineligible. Where ineligibility is noted, enter the reason.

Address CPMP eligibility for female inmates.

Placement Recommendation**Primary**

- Enter the institution name and security level for the primary placement recommendation.

Alternate

- Enter an alternate recommendation by institution name and security level.

Inmate Concur

- Check the box if the inmate concurs with the recommendations.

Inmate Request if Different

- Record the inmate's requested placement if different from the primary and/or alternate recommendations.

CCI Printed Name/Signature and Date

- The Correctional Counselor shall print his or her first name or initial and last name and shall sign and date the form on the line provided.

CCII Printed Name/Signature and Date

- The Correctional Counselor II shall print his or her first name or initial and last name and shall sign and date the form on the line provided.

Concur With Recommendation/Disagree

- The Correctional Counselor II shall enter an "X" to indicate "Concur" or "Disagree" with the recommendations. If the CCII has indicated "Disagree," he or she shall enter the recommended institutions, security level, and reason for the recommendations.

61020.21 Revisions

The Director, Division of Adult Institutions, or designee shall ensure that the content of this Article is current and accurate.

61020.22 References

PC §§ 5054, 5058, and 5068.

CCR (15) §§ 3375 and 3378.

ARTICLE 3 — CUMULATIVE CASE SUMMARY

Revised October 31, 1990

61030.1 Policy

Inmates received by the Department shall be evaluated by staff upon reception and the cumulation of information and case material shall be formulated into the Cumulative Case Summary.

61030.2 Purpose

The cumulative case summary is a formal summation of information needed to make decisions about each inmate throughout their institution and parole period under the Department's jurisdiction.

General

The cumulative case summary is the result of the study required by PC 5068 prepared at the reception center. It provides a format to summarize changes in legal or case factors, program needs, behavior or attitude, and provides other necessary information throughout an inmate's incarceration. Information shall be limited to that which is necessary for case management decisions.

Cumulative Case Summary (Documents)

The cumulative case summary shall consist of the following documents:

- Legal Status Sheet (LSS), CDC Form 188.
- POR.
- CI&I SSCH Report.
- Psychiatric/psychological evaluation.
- Institutional Staff Recommendation Summary (ISRS).
- Reception Center Readmission Summary, CDC Form 816, (Readmission Summary).
- Social Factors Sheet.

61030.3 Distribution

When completed, the original cumulative case summary shall be retained in the inmate's C-File.

The inmate shall be provided a copy of the cumulative case summary, excluding the CI&I SSCH report and CDC Form 112, prior to initial classification.

61030.4 Style and Content

The cumulative case summary shall be a concise objective report using simple language with any necessary professional/technical terms explained. The cumulative case summary is a permanent record that is reviewed by other agencies and the courts, and as such it shall be prepared in a professional manner regarding content, grammar, spelling, punctuation and typing. With the exception of the CDC Form 816, Reception Center Readmission Summary case summaries shall be typed with all headings included. The preprinted CDC Form 816 shall be prepared in a legible handwritten manner.

61030.5 Completeness and Accuracy

The cumulative case summary shall be complete, accurate and brief, and contain all information that is important to the management of the individual. Sound, objective judgment is required, and all reasonable efforts shall be made to obtain and verify all information. When other documentation is used or quoted, the source/reference material shall be identified such as,

"work skill as diesel mechanic, page 9 of the POR". Significant information that cannot be verified shall be noted as such.

Information Gathering

The inmate's consent shall be sought when gathering information from outside sources, although the Department may gather such information without consent.

CYA and CDC Discharged Terms Files

When reception center staff determine that an inmate has a CYA history within the last five years or a CDC discharged term, a request shall be made, as soon as possible, to send the discharged file(s). The counselor shall incorporate the information into the new C-file. Copies of documents may be incorporated as necessary but the actual documents shall not be removed from the discharged C-file(s). Following endorsement by a CSR, the discharged file(s) shall be returned to the archives unit or otherwise disposed of by the records personnel.

Other State or Federal Records

The casework follow-up section shall request the receiving institution to obtain records for any other state or federal prison terms served.

Format

The cumulative case summary shall be prepared and assembled in the proper format and order as described in this section.

61030.5.1 Chronological History (CDC Form 112)

The CDC Form 112, Chronological History, contains dates and other information on the inmate's arrival, transfer, release, BPT hearings, holds, and forfeiture and restoration of time credits.

61030.5.2 Legal Status (CDC Form 188)

CDC Form 188, Legal Status Sheet, contains the inmate's legal status and other sentencing information and shall be prepared at the reception center. Those inmates sentenced to life, life without the possibility of parole, or to one year-and-one-day will have CDC Form 188 prepared by the LPU in Headquarters.

61030.5.3 POR

The POR is the main source document for information on inmates committed to the Department. All relevant information shall be neatly underlined in dark ink. The POR is obtained from the court and is part of the commitment package.

61030.5.4 CI&I Report

The inmate's CI&I SSCH report shall be requested from State DOJ by the reception center. If not received before the inmate's transfer, it shall be forwarded to the receiving institution for proper inclusion in the inmate's C-file.

61030.5.5 Psychiatric/Psychological Evaluations

The Penal Code only requires psychiatric/psychological evaluations on cases convicted for child abuse or neglect (PC 3002). Other psychiatric/psychological evaluations shall be prepared when indicated by sound clinical judgment.

PC 1203.03 Diagnostic Evaluations

Reception center staff may prepare a psychiatric/psychological evaluation on cases received for diagnostic study under PC 1203.03. These evaluations shall be placed with the cumulative case summary in the C-file.

Staff Referral

Psychiatric/psychological evaluations shall be prepared for those inmates who, based on staff observation or information from other agencies, appear to have serious psychiatric/psychological problems likely to have a significant affect on institutional adjustment. Evaluations shall be recorded on a CDC Form 128-C, Medical/Psychological Chrono, and placed in the General Chrono section of the C-file.

BPT Psychiatric/Psychological Evaluations

Staff shall prepare psychiatric/psychological evaluations requested by the BPT. These evaluations shall be placed in the BPT section of the C-file.

Willful Cruelty to a Child (PC 3002) Psychiatric/Psychological Evaluations

Inmates convicted of PC 273a (Willful Cruelty Toward Child/Endangering Life, Limb or Health) and PC 273d (Inflicting Corporal Punishment Upon Child Resulting in Traumatic Injury) shall receive a psychiatric/psychological evaluation to determine the extent of counseling which may be mandated as a condition of parole as required by PC 3002. Referral to psychiatric/psychological staff shall be in sufficient time to allow the completed evaluation to be mailed with the CDC Form 611, Release Program Study. The evaluation shall be completed by reception center staff if the inmate is retained for work crew or pre-release.

Notice shall be made in the Psychiatric/Psychological and Casework Follow-up sections of the ISRS or Medical/Psychological section of the Readmission Summary when an evaluation is required under PC 3002.

61030.6 Institutional Staff Recommendation Summary (ISRS) Format

An ISRS shall be prepared about each newly committed inmate. In addition, an ISRS shall be prepared for parole violators returning with a new term of life imprisonment.

61030.6.1 Exceptions to ISRS Format

The ISRS for a pre-sentence diagnostic study case (PC 1203.03) shall be prepared in the same format except for the following:

- A criminal history section shall be included between the casework follow-up and the evaluation sections.
- The "EVALUATION" section shall include a recommendation to the court on PC 1203.03 cases. If the inmate is subsequently committed to the Department, the "TRANSFER" part of the ISRS shall be included along with a supplementary evaluation reflecting any significant changes since the diagnostic evaluation.

61030.6.2 ISRS Section Contents

Revised September 25, 2007

Supplemental ISRS Report

If the inmate is subsequently committed to the Department, a report entitled "Supplemental ISRS Report" shall be completed to show any significant changes since the diagnostic evaluation and to complete the transfer section.

Source of Report

The format of the ISRS and the content of each section shall be as follows:

- List the sources from which the report is prepared such as inmate interview, POR or old C-file.
- Include the date the inmate was interviewed and the date of each document.

Confidential Information

If there is no information requiring placement in the Confidential Materials Folder indicate "None". If there is confidential information specify the type by using one of the following designations:

- Enemy;
- Gang;
- Notification of interested party; or,
- Other.

Holds/Detainers

Identify each actual and potential hold by indicating the offense and Code Section, whether felony, misdemeanor, or probation violation and the County originating the hold. If the hold is for USINS, indicate the country of birth. If there is a potential hold, the counselor shall insure that a CDC Form 850, Detainer Summary, is completed. If a "time server" or concurrent sentence is indicated, list the expiration date. If it is for a consecutive term, indicate the offense and term. Holds received by reception center staff after the inmate's transfer shall be telephonically communicated to the receiving institution and forwarded by mail.

Medical/Dental

Record the level of duty assignment and any significant medical problems indicated by medical staff. Indicate the reason(s) if the inmate is judged not medically qualified for camp assignment or has a medical infirmity that may limit the inmate's ability to work. Describe the type of medication or other medical treatment the inmate receives, if any. Indicate the inmate's self-reported medical problems.

Psychiatric/Psychological

When a psychiatric/psychological referral is required, indicate the reason for the referral, such as PC 3002 or staff observation. If an evaluation is prepared at the reception center, it shall be placed in the Cumulative Case Summary and the conclusions summarized in this section. State "No Referral" if the inmate is not referred for evaluation.

Work Skills

Describe the inmate's work experience and employable skills. Note the sources of and any supporting information, including the inmate's statement.

Narcotics/Drugs/Alcohol

Indicate the amount and frequency of narcotic/drug/alcohol use and whether the inmate was considered addicted. Note the source of the information.

Escape History

Indicate the date(s) and location and describe the type of facility (ies) and means of escape such as failure to return to a work furlough facility, climbed over double fence or armed perimeter, or ran from courtroom while under custody of the sheriff, or whether force was used. Note the source of the information. State the reason if no classification points were assessed.

Arson History

Indicate the date, code section and circumstances of the arson offense. Distinguish arrests and convictions and whether a juvenile or adult at the time. Note the source of information.

Sex-Related Offenses

Identify all sex-related convictions, detentions and arrests, and include the PC number. Indicate the date, location and type of offense, such as rape, unlawful sexual conduct, incest, sodomy or lewd and lascivious conduct. Indicate if the inmate is required to register as a sex offender pursuant to PC 290. Indicate if "R" suffix is appropriate or should be evaluated at the receiving institution. Note the source of the information.

Academic/Vocational

Indicate the last grade completed; whether high school graduate, GED recipient, college graduate, or vocational training certified. Enter the inmate's test scores and the recommendation for program involvement. Indicate if inmate is interested in additional instruction.

Casework Follow-Up

Indicate any pertinent information not available prior to transfer that the receiving institution should obtain. This could include academic, military, employment, medical, psychiatric or prison history documents which may be required by the receiving institution. Be sure to note any outstanding or pending criminal charges requiring follow-up and action taken. A copy of any letter(s) requesting documentation shall be placed in the inmate's C-file with appropriate notations on the CDC Form 850 in the Detainers Section of the C-file. Indicate if the inmate should be evaluated for "R" custody.

Criminal History

Describe the inmate's past criminal behavior, including the type of offenses, dispositions, degree of criminal sophistication and adjustment to incarcerations. Evaluate the circumstances and involvement in instant offense and relationship, if any, to pattern of offenses. Do not repeat the details of the offense as reported in the POR. The use or threat of excessive force or aggression involved in any criminal behavior, arrests, or incarcerations shall be fully discussed and evaluated. It is essential that all such information be incorporated into the ISRS.

Evaluation

The evaluation section shall be brief but reflect a complete picture of the social and personal dynamics of the inmate's behavior. This section shall also include an evaluation of the inmate's reaction to authority figures, adjustment to confinement, and attitude and behavior as observed by reception center staff. Facts included in other sections or reports should not be repeated except where needed for illustration. Predictive statements shall be clearly supported by the evaluation. The evaluation shall emphasize present functioning, attitudes and behavior, with historical facts referenced only to provide insight to the inmate's present situation. Include a brief summary of the individual's overall strengths, weakness, and prospects for both the near and distant future. For PC 1203.03 cases, the evaluation shall be the last section and shall include a recommendation to the court.

Reentry

This section shall only be completed in the reception center if the inmate has six months or less to parole or is assigned to the center's permanent work crew. Describe the inmate's plans and resources for employment and residence and any special needs or concerns.

Transfer Classification Score

Enter the inmate's classification score from the CDC Form 839, Classification Score Sheet, or CDC Form 840, Reclassification Score Sheet. Designate any suffix, such as "R" (sex crime) or "S" (single cell housing) and indicate the reason.

Community Correctional Facility Eligibility

Indicate if the inmate's case factors are consistent with eligibility criteria for community correctional facilities. Specific focus will be on work furlough, if the inmate is within six months of the 1/3 EPRD and on RTC facilities, as defined in PC 2910.5, if the inmate is within eighteen months of the EPRD. In addition, female inmates will also be identified for eligibility for the Community Prisoner Mother Programs (CPMP). Conclude the section by indicating each type of program for which the inmate is eligible and interest in the programs, if eligible.

Institution Recommendation

The Penal Code requires that placement in an appropriate institution nearest to where the newly committed inmate's parents, spouse, registered domestic partner, or children lived at the time of commitment be considered unless factors, such as classification criteria, availability of beds or time to serve, make such placement unreasonable. Indicate the institution the inmate requests, if any, whether it qualifies as closest to the home address and any obstacles or benefit from granting the request. Indicate the institution or community correctional facility recommended and one alternate. Provide the reason for the recommendations, not just the score/level.

Administrative Placement

When a recommendation is made for placement in a security level different from the inmate's classification score level, indicate the reason.

Correctional Counselor and Date of Report

Indicate the name and the job title of the counselor who prepared the report and the date prepared.

Supervisor's Comments and Recommendation

The counselor's supervisor shall review all the material for completeness and accuracy, and indicate if they concur with the institutions recommended. If the supervisor's recommendation is different, give the reason(s). Indicate the supervisor's name and job title and the date reviewed.

61030.7 Social Factors Sheet

A social factors sheet shall be prepared at the reception center on all new commitment process cases and is a part of the summary.

61030.8 CSR Review

All aspects of the processing shall be completed prior to the CSR's review. The reception center staff shall provide the CSR with a blank CDC Form 128-G, Classification Chrono, upon which the inmate's name, number and the reception center have been typed. Any file from CYA or CDC discharged term used in the report preparation shall be available for the CSR's review.

Documentation in C-File

The following documents, with the pages in order, shall be clipped together in the sequence below and placed in the classification portion of the C-file for review by the CSR.

- CDC Form 128-G (for CSR transfer documentation).
- CDC Forms 839 or 840.
- ISRS or CDC Form 816.
- CDC Form 812.
- CDC Form 812-A, if required.
- Social Factors Sheet.
- POR.

All other documents in the C-file shall be filed in accordance with the DOM 72030.

Any C-Files from prior terms used in the case work-up shall be available for the CSR's review.

61030.9 Reception Center Readmission Summary/CDC Form 816 (Readmission Summary)

Parole violators RTC and with new terms (WNT) shall be processed using the Readmission Summary that is similar in format to the Cumulative Case Summary.

61030.10 Case Summary/Readmission Summary/Inclusion of Late Information

The Cumulative Case Summary's and Readmission Summary's usefulness depends upon their accuracy and completeness. In some cases, documentation may be received after the preparation of the ISRS or the CDC Form 816. When this occurs, the following procedures shall be followed:

Reception Center Late Information Processing

The CCRM is responsible for incorporating all available late legal documents into the C-file prior to the inmate's transfer. Clinical material and non-legal documentation arriving after completion of the Cumulative Case Summary shall be reviewed by the counselor who completed the original report or a supervising counselor.

If the material warrants modification of the case factors, the counselor shall up-date the C-file. This shall be accomplished by having the ISRS retyped, rewriting the CDC Form 816 or by including an addendum following the supervisor's comments. The counselor shall also correct CDC Forms 839, 840, 812, and 812-A and other documents as needed.

If information is received after CSR endorsement that could contraindicate transfer to the facility endorsed, the information shall be immediately

evaluated and the case resubmitted to a CSR with a new recommendation, and the reasons.

Information Arriving After Transfer

When the inmate has transferred, legal documents shall be forwarded to the attention of the CCRM at the receiving institution. Non-legal documents received after the inmate has been transferred shall be forwarded to the CC-III or C&PR at the receiving institution with a notation that the "material has not been included in the Cumulative Case Summary". Non-legal documents include C-file material from discharged terms, statements pursuant to PC 1203.01, letters from victims or next of kin and letters from law enforcement agencies or defense attorneys.

Institutions' Late Information Processing

The counselor at the receiving institution shall review the supplemental information and update the new C-file as necessary. This may require a change in the classification score, institution placement, enemy information (CDC Form 812) or confidential information. If the inmate's classification score level or the placement appears inappropriate for some other reason, the case shall be referred to a CSR by the classification process for transfer review.

61030.10 Revisions

The Deputy Director, Institutions or designee, shall ensure that the content of this section is current and accurate.

61030.11 References

PC §§ 273(a) and (d), 1203.01, 1203.03, 3002, 5068 CCR (15) § 3377.1.

ARTICLE 4 — PRESENTENCE DIAGNOSTIC STUDY

Effective October 25, 1989

61040.1 Policy

Pursuant to PC 1203.03, persons placed with the Department shall be evaluated by staff for a pre-sentence diagnostic study.

61040.2 Purpose

This section establishes standard procedures for the acceptance and processing of PC 1203.03 cases requiring a pre-sentence diagnostic study.

61040.3 Pre-sentence Diagnostic Study

Authority

P.C. 1203.03 permits courts to temporarily place defendants convicted of an offense, punishable by imprisonment in state prison, in facilities of the Department for purposes of diagnosis and treatment.

61040.4 Reception Center Delivery

Persons committed for diagnosis shall be delivered by the county sheriff to the reception centers at the CIW, CIM, and CMF for PC 1203.03 processing. A copy of the court order committing the individual to the Department is required before the person may be accepted. The copy must meet two of the following three requirements:

- Signed by a judge.
- Bear the seal of the court.
- Certified by the county clerk.

A CDC Form 123, Body Receipt, shall plainly indicate that the person was "received for diagnosis" and not "received from court."

The reception center's CCRM shall maintain a record of PC 1203.03 workload and maintain a log of referrals by name, commitment offense, county of commitment and the date received.

61040.5 Rejection of Cases

Cases may be rejected when The Director determines that the Department's staff or facilities cannot adequately provide services. Any proposed rejection of cases shall be referred to the Director. However, the authority to reject the following specific cases is delegated to reception center AW.

Chronic or acute medical/psychiatric cases which necessitate intensive care, such as those who are in need of specialized treatment like dialysis or who have a mental illness of such magnitude that psychiatric hospitalization is required.

Cases where the background information necessary to conduct an appropriate evaluation is inadequate. These include cases referred without a POR or minus other documentation such as an arresting officer's report.

61040.6 Length of Observation

PC 1203.03 provides for a maximum 90-day observation period; however, the diagnostic report shall be completed and transmitted to the court within 23 working days of reception except in unusual circumstances.

Medical Extensions

When it is determined that a person is suffering from a treatable condition and more than the 90 day period is necessary to treat the condition, the reception center administrator may petition the court, with the person's signed consent attached, to extend the period. If the court finds the petition appropriate, it can order the extension and transmit a copy of the order to the Director.

61040.7 Reporting to OBIS

All PC 1203.03 cases received shall be entered into the OBIS Institution Movement Subsystem as a new admission.

When the individual is returned to the court, the case shall be entered into the OBIS Institution Movement Subsystem as a discharge and shall include the Department's recommendation to the court.

61040.8 Diagnostic Study Format

The diagnostic summary in these cases shall consist of a case summary preceded by a short summary report that will be prepared by the Correctional Counselor, and staff psychiatrist/psychologist in accordance with the approved format in the DOM 61030.

61040.8.1 Identifying Information

This section shall begin with the following paragraph.

"A diagnostic study and recommendation under the provisions of PC 1203.03 has been requested in the case of (Name), (County Court Number), (CDC Number)".

"This evaluation was prepared with the objective of assessing the defendant's potential for functioning successfully on probation or under other supervision and the level of threat to the community if he/she should fail to live up to that potential. It has not focused on the issue of deterrence, nor of punishment; those are factors which are not responsive to the interview and evaluation format of the PC 1203.03 process".

The remainder of this section shall include the age of the defendant, date received in the Department, name of court, county and on what charge.

Any specific questions or requests by the court shall be identified and listed in this section.

61040.8.2 Recommendation to the Court

Short summary of instant offense and brief recap of criminal history.

This section shall be confined to specific recommendations of the Department staff. All recommendations shall begin with the words, "It is respectfully recommended to the honorable court that . . ." In those cases recommending probation, the specific recommendation shall begin with the phrase, "If eligible for probation..." Conditions of probation may be recommended. Where possible, they will be based on knowledge of the county's resources and contain alternate suggestions for the court's consideration.

61040.8.3 Reasons for Recommendation

Provide in sufficient manner the salient factors contributing to the recommendation. Avoid listing information in the case summary, except when it contributes significantly to the recommendation. Make certain that any specific questions or requests from the referring court are fully answered. If the study suggests solutions beyond the scope of the court's expressed concern, the judge should be contacted and the matter discussed with them for clarification prior to the preparation of the written report. These summary reports shall be dated and signed by the reception center AW. Should the recommendation involve a difference of opinion among the staff, this shall be indicated in the letter as well as the procedure by which the difference of opinion was resolved.

61040.9 PC 1203.03 Cases, Case Summary Preparation

The case summaries prepared for PC 1203.03 cases shall be identical to the regular felony case summaries. See DOM 61030.

All procedures that apply to regular felony commitment cases apply to pre-sentence diagnostic cases. For example, if a person received a rules violation report while undergoing the 90-day study, this shall be recorded in the C-File and, if the person is returned under a felony commitment, reflected in subsequent reports in the same manner as for all commitments.

Psychological Report

A psychological evaluation may be prepared on PC 1203.03 cases.

61040.10 Transmittal to the Court

The study shall be reviewed by the reception center administrator before transmittal to the court. Cases that present unusual problems or raise new questions shall be referred to the Chief, Classification Services, before submitting them to the court. The AW shall also ensure that the report calls attention to the following sections, if applicable.

61040.10.1 CYA/Mental Health Reports

The individual is currently under commitment to the Department, CYA or the California DMH, and a progress report of the last six months is available.

61040.10.2 Pending Charges

The individual has felony charges pending in another court, or is currently on probation or parole from another jurisdiction and is subject to revocation as a result of the current offense.

61040.10.3 Master Report

Reception center staff shall prepare the original of the study and send four copies to the court by first class mail to arrive before the individual is returned. The original shall be retained at the reception center for six months after submission to the court at which time it shall be forwarded to the Archives Unit at CMF, where it shall be retained for two and one half years.

61040.10.4 Transmittal Letter

A standard transmittal letter shall be used to transmit the study to the court (refer to DOM 61030).

61040.10.5 Information Disclosure

Copies of the study issued to the court will be served upon the defendant or their attorney, the probation officer and the prosecuting attorney by the court and shall not be disclosed to anyone other than departmental employees without the consent of the defendant.

Diagnostic cases remain under the jurisdiction of the court therefore the requirements of "In re Olson" are accomplished by the court.

61040.11 Former Diagnostic Cases ("Z" Cases)

When a former PC 1203.03 case is returned to court, discharged and then recommitted to the Department to serve a sentence for the original felony conviction, reception center staff shall:

- Insert the new prison number wherever the PC 1203.03 "Z" case number is found.
- Prepare a case summary update in accordance with DOM 61030.

61040.12 Revisions

The Deputy Director, Institutions, shall ensure that the content of this section is current and accurate.

61040.13 References

PC § 1203.03.

ARTICLE 5 — CLASSIFICATION PROCESS

Effective October 25, 1989

62010.1 Policy

Statute authorizes the Director to maintain a continual diagnostic and prescription process involving a systematic study of each inmate's case considerations while confined to the Department.

The goals of the inmate classification system are:

- Placement of inmates in the lowest custody level consistent with case factors and public safety.
- Place inmates according to their classification score based on objective information and criteria unless case factors or departmental requirements indicate otherwise.
- Application of the classification process uniformly for all inmates in similar situations.
- Provision for centralized control over the classification process.
- Maintenance of an ongoing classification system information data base for departmental research and evaluation.

All decisions affecting an inmate's institutional placement, participation in programs and degree of custody shall be through the classification process.

62010.2 Purpose

The purpose of this procedure is to provide a systematic process for the programming, housing and custody decisions used in the management of inmates.

62010.3 Responsibilities

All classification actions are based on the authority of the Director who delegates functions to specific officials. A listing of these officials and functions are as follows:

62010.3.1 Headquarters Staff

Functions of headquarters staff include, but are not limited to, the following:

Chief Deputy Director**Deputy and Assistant Deputy Director, Institutions**

- Acts in all classification matters on behalf of the Director.
- Responsible for the general supervision of the classification process.
- Supervise the Chief, Classification Services.
- Members of the Departmental Review Board (DRB).
- Review cases referred by the Chief, Classification Services.
- Authorize special transfer orders.
- Approve exceptional temporary community releases.

Chief and Assistant Chief, Classification Services

- Responsible for operational supervision of the classification process.
- Supervise the CSRs.
- Members of the DRB; present recommendations, record and implement DRB decisions.
- Review CSR decisions upon request of a Warden.
- Arrange special research and surveys of classification matters.
- Review cases referred by CSRs.

CSR's

- Represent the Classification Services Section carrying out the Director's classification policies and procedures.
- Review, approve, modify or disapprove inmate special housing programs and treatment category designations as recommended by institution staff.
- Act as liaison between central office and institutions in classification matters.
- Coordinate and maintain waiting lists for specific special housing and treatment categories.
- Approve receipt of CYA and California DMH cases, and coordinate and endorse the transfer of department inmates to those departments.
- Conduct special audits and reviews of classification committee actions to determine that departmental policy is being followed.
- Review and prepare letters for the Director to courts on PC 1170(d) cases.
- Designate on CDC Form 128-G, Classification Chronos "Special/Public Interest" cases.

62010.3.2 Institution Staff

The functions of institutional staff include, but are not limited to, the following:

Wardens, Chief Deputy Wardens

- Responsible for institutional classification process.
- Approve off-reservation work assignments, community betterment, and disaster relief crews. Authorized to sign orders for removal of inmates in time of specified disasters and/or temporary community release.
- Submit DRB and PC 1170(d) reports.

RPA's

- Responsible for operational supervision of reentry classification process.
- Designates the chairperson of classification committees.
- Reviews complex cases and resolves difference of opinion cases.

AW

- Approve camp eligible lists, as well as housing and assignments outside of the security area.
- Member of the institution classification committee (ICC).
- Responsible for the classification of inmates assigned to their division.

Reception Center Administrators

- Responsible for the reception center classification process.
- Make recommendations to the sentencing court pursuant to PC 1170(d) and 1203.03.

C&PR

C&PRs duties include, but are not limited to:

- Planning, organizing, and directing the total institutional classification process on behalf of the Warden.
- Ensures the quality of classification chronos, BPT reports, release program studies, and DRB reports.
- Effects staff adherence to classification policies, procedures, and goals.
- Establishes a system to ensure that post-board classification is conducted.

- Provides ongoing training for counseling staff.
- Serves on classification committees.
- Provides liaison between the institutions, P&CSD, BPT, and Classification Services.
- Coordinates and manages the records office operation.
- Signs CDC Form 161s, Checkout Orders.
- Exercises the duties of a CSR for intra-facility transfers.
- Reviews, approves, and signs CDC Form 611s, Release Program Studies (RPS).
- Approves/declassifies confidential information.

Captains

Captains in an institution are responsible for planning, organizing and directing a program for the unit's classification of inmates. This includes, but is not limited to, the following:

- Ensure the classification of all inmates assigned to their unit.
- Sign all transfer chronos, CDC Form 128-G.
- Act as classification hearing officers on cases placed in AD-SEG.
- Serve as members of the ICC and appropriate subcommittees.

Supervising Counselors (CC-II, CC-III)

Supervising counselors' duties include, but are not limited to, the following:

- Instruct and assist in training CC-Is and case work trainees.
- Assign, review, and control the quality of work prepared by CC-Is and trainees.
- Assist counselors on difficult cases by utilizing case conferences.
- Participate as a member in the classification process.
- Audit CDC Forms 839 and 840, Classification Score Sheets.
- Schedule and coordinate all unit classification committees (UCCs).
- Prepare and/or review institutional staff recommendation and readmission summaries (reception center).

CC-I

CC-I's shall:

- Collect and evaluate social, behavioral and educational data on inmates as well as evaluating the inmate's adjustment to an assigned program.
- Prepare the following:
 - CDC Forms 839 and 840.
 - CDC Form 812, Notice of Critical Case Information - Safety of Persons.
 - DC Form 812-A, Notice of Critical Information - Prison Gang Information.
 - Classification chronos.
 - BPT reports.
 - Narcotic evaluation reports.
 - RPS.
- Prepare institutional staff recommendation and readmission summaries (reception center).
- Prepare DRB, PC 1170(d), and 1203.03 reports.
- Prepare the C-File for attorney and other legal reviews.
- Attend classification committees.
- Provide individual and group counseling as needed.

62010.4 Considerations

The following considerations shall be utilized in classification committee hearings:

General

- Inmates shall be present at initial classification hearings and at other classification committee hearings which may result in an adverse effect upon their conditions of confinement, except for declared emergencies which temporarily prevent the application of classification rules.
- Security requirements, departmental needs, the inmate's program needs and classification score are primary factors which affect institution and program placement.
- Reclassification shall be an ongoing process of evaluating the inmate's needs, interests and desires, keeping in mind individual, security, and public safety.

- When a recommended transfer/program is deferred, the alternative shall provide for maximum program opportunities where possible.
- Classification scores shall be recalculated at least every 12 months.

62010.4.1 In Absentia Hearings

In absentia hearings are authorized under the following circumstances:

- The inmate refuses to appear before the committee.
- The inmate is physically incapable of appearing before the committee or is determined by a psychiatrist to be mentally incompetent to participate and understand the purpose of a hearing.
- The hearing is scheduled to improve the inmate's conditions of confinement by reduction or removal of a restriction previously imposed on the inmate.
- The hearing is to approve an action requested in writing by the inmate.
- The purpose of the hearing is for routine progress review to determine if future classification committee hearing should be scheduled.

When an in absentia hearing is held for any reason, that fact and reason shall be documented on a CDC Form 128-G.

62010.4.2 Inmate Notices

Revised November 1, 2004

Whenever possible, the inmate shall be given written notice of the date and purpose of the hearing. The notice should allow a reasonable period of preparation to discuss the issues to be considered.

Temporary emergency actions may be taken without prior notifications. Emergency lockups and transfers shall not require advance notice, but the inmate shall have the opportunity to present information at the next classification hearing following the action. The reasons for the action shall be given to the inmate in writing as soon as possible after the action was taken and before the appearance (Refer to the DOM 62050.10, Special Housing Assignments).

Actions Due to Overcrowding

When the sole basis for moving inmates under the provisions of CCR 3383 is due to overcrowding, the Director, DAI, or designee shall notify the Senate Select Committee on the California Correctional System.

62010.4.2.1 Adverse Effect

Substantially, adverse effects are:

- Involuntary transfer to a higher level institution not commensurate with the inmate's classification score.
- Increased custody level.
- Involuntary placement in segregated housing.
- Involuntary removal from an assigned program.
- Placement in a reduced work credit group.

Classification Actions

Classification actions that may result in adverse effect require:

- Written notice to inmate of proposed action and reasons for the action at least 72 hours prior to the hearing.
- Delay of the hearing at least 72 hours at the inmate's request when an adverse action is proposed at a classification hearing. If the action cannot be postponed, a CDC Form 128-G will document the reasons. If the inmate waives the 72-hour period, the waiver shall be documented on the CDC Form 128-G.
- A counselor/staff assistant may be requested by the inmate to prepare a defense or understand the issues involved in cases not requiring immediate action.

Notice

When a classification hearing includes the consideration of a newly calculated or recalculated classification score, the inmate shall be provided with a copy of the completed form at least 72 hours in advance of the hearing. The inmate may contest the classification score in the hearing and may appeal the score and hearing results.

Form of notice:

- The person referring the inmate to classification shall prepare the CDC Form 128-B-1, Notice of Classification Hearing.
- A copy of the CDC Form 128-B-1 will act as notification when presented to the inmate.
- If the inmate has been served with a CDC Form 114D, Order and Hearing for Placement in Segregated Housing, it is not necessary to complete a CDC Form 128-B-1.

62010.4.3 Suffixes

Suffixes shall be applied to degrees of custody to identify inmates with special restrictions or designations.

62010.4.3.1 "R" Suffix

Revised November 3, 2006

The purpose of applying an "R" suffix is to ensure the safety of inmates, correctional personnel, and the general public by identifying inmates with a history of specific sex offenses.

62010.4.3.1.1 Reception Center

The "R" suffix designation shall be affixed during reception center processing if one of the following four criteria applies:

- The inmate is required to register per Penal Code (PC) Section 290.
- The inmate's parole was revoked by Board of Prison Hearings (BPH) formerly known as Board of Prison Terms (BPT)/Parole Hearing Division (PHD) Good Cause Finding of an offense that is equivalent to an offense listed in PC Section 290.
- The inmate had a BPH formerly known as California Youth Authority (CYA)/Youth Offender Parole Board (YOPB)/Youth Authority Board sustained adjudication of an offense that is equivalent to an offense listed in PC Section 290.
- The inmate had a valid "R" suffix evaluation, as defined in this Section, resulting in the "R" suffix being affixed.

The assigned Correctional Counselor shall document the "R" suffix designation on the following applicable documents:

- Institutional Staff Recommendation Summary (ISRS)
- CDC Form 816, Reception Center Readmission Summary
- CDC Form 839, Classification Score Sheet
- CDC Form 840, Reclassification Score Sheet
- CDC Form 841, Readmission Score Sheet

Inmates with a prior "R" suffix evaluation inconsistent with the policy defined in DOM Section 62010.4.3.1.3 shall not have an "R" suffix applied. An "R" suffix evaluation must be completed at a receiving institution.

62010.4.3.1.2 Receiving Institution

The "R" suffix designation shall be affixed to an inmate's degree of custody during initial classification when the "R" suffix was not applied during reception center processing and the inmate meets one of the four criteria above.

The assigned Correctional Counselor shall initiate an "R" suffix evaluation when:

- An inmate was arrested, detained, or charged with an offense that would warrant the inmate to register per PC Section 290.
- An inmate's charges were dismissed or no disposition of the charges per the criminal history, CI&I, FBI rap sheet and POR, for an offense that would warrant the inmate to register per PC Section 290.
- An inmate's probation was revoked/denied because he or she committed an offense, whether or not prosecuted, that would warrant the inmate to register per PC Section 290, and the inmate was sentenced and ordered by the court to serve his or her sentence in CDCR.
- An inmate was arrested, detained, or charged with an out-of-state/country, federal or military offense deemed equivalent to a California law that would warrant the inmate to register per PC Section 290.
- An inmate's charges were dismissed or no disposition of the charges per the criminal history, FBI rap sheet and POR, for an out-of-state/country, federal or military offense deemed equivalent to a California law that would warrant the inmate to register per PC Section 290.
- An inmate was found guilty in a disciplinary hearing of a division A-1, A-2, or B offense that would warrant the inmate to register per PC Section 290.

An inmate shall not have an "R" suffix affixed during an "R" suffix evaluation when the required documentation is not available for review. A classification committee may complete a valid evaluation when the arrest report is available and the DA's comments are unavailable. The classification committee will document in the CDC Form 128-G the attempts/steps taken to obtain the required documentation.

If the relevant documents required to complete an "R" suffix evaluation are not available, i.e., destroyed, purged, lost, etc., the "R" suffix shall not be applied by a classification committee. The classification committee will document in the CDC Form 128-G the steps attempted in order to try and

obtain the required documentation and why the documents are unavailable. Departmental Review Board (DRB) approval is required to affix an "R" suffix designation to an inmate's degree of custody if he/she meets the criteria in this paragraph.

An "R" suffix shall not be applied if the inmate was acquitted/found not guilty of the sex related charges in a court of law even if BPH Good Cause finding revoked his/her parole for those sex related charges.

62010.4.3.1.3 "R" Suffix Evaluations

Inmates requiring an "R" suffix evaluation shall be carefully evaluated at the receiving institution and presented to a classification committee within six months after reception center processing. This review may be completed at an institution any time during the inmate's incarceration if not completed within the first six months.

"R" suffix evaluations shall be completed as follows:

- The assigned Correctional Counselor shall order the arrest report(s) and DA comments for the offense.
- The assigned Correctional Counselor may also obtain court documents or any other official documents necessary to complete the evaluation.
- Unit Classification Committee (UCC) shall consider the arrest report, DA comments, or any other official documents related to the case. The committee shall document the decision and the specific reasons for the action including the information upon which the decision was based on the CDC Form 128-G.
- UCC may affix the "R" suffix, elect not to affix the "R" suffix or refer the case to Institution Classification Committee (ICC) for evaluation.
- ICC shall consider the arrest report, DA comments, or any other official documents related to the case. The committee shall document the decision and the specific reasons for the action including the information upon which the decision was based on the CDC Form 128-G.
- ICC may affix the "R" suffix, elect not to affix the "R" suffix or refer the case to DRB for evaluation.

62010.4.3.1.4 Classification Committees

For the purpose of this Section the following terms are defined:

- Institution means a large facility or complex of subfacilities with a secure (fenced or walled) perimeter headed by a warden.
- Facility means a subfacility of an institution headed by a facility captain.

A facility UCC may complete an "R" suffix evaluation of an inmate. Should a different facility UCC at the same institution disagree with the first UCC's decision to affix or not to affix the "R" suffix, the committee must refer the case to the ICC for re-evaluation.

Should a facility UCC at a receiving institution disagree with a previous institution's UCC or ICC "R" suffix evaluation, the committee shall refer the case to their ICC for evaluation.

The receiving institution's ICC can reverse an "R" suffix evaluation completed by a previous institution's UCC as long as the case was not evaluated by the previous institution's ICC.

The receiving institution's ICC can reverse an "R" suffix evaluation completed by a previous institution's ICC only if new and compelling information is obtained; otherwise, the case must be referred to DRB.

62010.4.3.1.5 Restrictions

When an inmate is housed in a Camp, MSF, or Community Correctional Center and it is determined that he/she warrants an "R" suffix, the inmate shall be removed and housed in at least a Level II facility.

When an inmate is housed in a Camp, MSF, or Community Correctional Center and it is determined that he/she warrants an "R" suffix evaluation, the inmate shall be removed and housed in at least a secure Level I facility pending completion of the evaluation.

Inmates with "R" suffixes shall not be assigned outside the security perimeter.

An inmate whose "R" suffix has been removed shall be eligible for any housing or assignment, consistent with their custody and placement score, for which they otherwise would qualify had the "R" suffix never been designated.

62010.4.3.1.6 Former PC Section 290 Registrants

Inmates who have a valid Certificate of Rehabilitation pursuant to PC Section 4852.01 shall not have the "R" suffix affixed.

If the assigned Correctional Counselor notes the inmate, per the Criminal Identification and Information (CI&I), was convicted of a PC Section 290

Offense, but per the Legal Status Summary (LSS) he/she is not required to register, the assigned Correctional Counselor shall check the Detainers Section of the central file for a CDC Form 3017, "Relevant Central File Information."

If there is no CDC Form 3017 completed on the PC Section 290 registration, the assigned Correctional Counselor shall refer the case to Case Records for resolution.

62010.4.3.1.7 PC Section 290 Offenses

PC Section 290 offenses include, but are not limited to, the following:

- PC 207 Kidnapping.
Committed with intent to violate PC 261, 286, 288, 288a, or 289.
- PC 209 Kidnapping for Ransom.
Committed with intent to violate PC 261, 286, 288, 288a, or 289.
- PC 220 Assault to Commit Rape, Sodomy, or Oral Copulation.
Except Assault to Commit Mayhem.
- PC 243.4 Sexual Battery.
- PC 261(a)(1) Rape: Victim incapable of giving consent.
- PC 261(a)(2) Rape by Force.
- PC 261(a)(3) Rape of Drugged Victim.
- PC 261(a)(4) Rape: Victim unconscious of the nature of the act.
- PC 261(a)(6) Rape by Threat of Retaliation.
- PC 262(a)(1) Rape Spouse by Force/Fear/Etc.
Involving the use of force or violence for which the person is sentenced to the state prison.
- PC 264.1 Rape/Etc in concert with Force/Violence.
- PC 266 Entice Minor Female for Prostitution/Etc.
- PC 266c Induce Intercourse/Sex Acts by False Representation:Int:Fear.
- PC 266h(b) Pimping/where Prostitute is under 16 (convicted after 1/1/98).
- PC 266i(b) Pandering/ where Prostitute is under 16 (convicted after 1/1/98).
- PC 266j Procurement of Under 16 for Lewd and Lascivious Acts.
- PC 267 Abduct Minor for Prostitution.
- PC 269 Agg Sex Assault/Child under 14 or 10 Years Younger.
- PC 285 Incest.
- PC 286 Sodomy.
- PC 288 Crimes Against Children/Lewd or Lascivious.
- PC 288a Oral Copulation.
- PC 288.5 Continuous Sexual Abuse of Child.
- PC 289 Sexual Penetration with Foreign Object.
- PC 311.1 Bring Into State Matter Depicting Child in Sexual Conduct.
- PC 311.2(b) Possess/Distribute Obscene Matter Depict Minor: Commercial Consideration.
- PC 311.2(c) Distribute/Etc Obscene Matter Depicting person Under 18 (Misd).
- PC 311.2(d) Distribute/Etc Obscene Matter of Minor to Minor.
- PC 311.3 Developing/Duplicating/ Printing/Exchanging Obscene Matter Depicting Sexual Conduct of Person Under 18.
- PC 311.4 Use Minor to Assist in Distribution of Obscene Matte.r
- PC 311.10 Advertise Obscene Matter/Depicting Minor.
- PC 311.11 Possess/Etc Obscene Matter of Minor in Sexual Act.
- PC 647.6 Annoy/Molest Children.

Formerly PC 647a.

- PC 653f(c) Soliciting Commission of 261, 286 or 288a by Force or Violence.
- PC 314.1 Indecent Exposure.
- PC 314.2 Assist Act of Indecent Exposure.
- PC 272 Contribute to the Delinquency of a minor.
- Offense must involve lewd or lascivious conduct.
- PC 288.2 Harmful Matter: Special Circumstance.
- Felony violation.
- Attempt of above listed offenses.
- MDSO conviction.

- Judicial Imposition.

62010.4.3.2 Other Suffixes

Institutions may apply:

- "S" suffix to identify inmates requiring single cell status.
- "X" suffix to identify inmates approved and assigned to designated disaster relief teams.
- "ORWD" suffix to identify inmates approved for off-reservation work detail/community betterment assignments.
- Miscellaneous suffixes for special internal designations outside the formal classification process for management purposes.

62010.4.3.3 Special Public Interest Cases

Inmates shall be identified as public interest cases when the crime, circumstances of the offense, or subsequent conduct results in unusual public concern as evidenced by extensive media coverage beyond the local community.

Criteria

Cases may include execution type murders, multiple murders or the mutilation of victims. Consideration should also be given to inmates who were originally sentenced to death or life without the possibility of parole.

Identification

Reception center counselors shall indicate in the institution staff recommendation summary (ISRS) of new process cases that the case meets criteria for public interest case designation. The reviewing counselor shall recommend this designation in the supervisor's recommendation section of the ISRS.

UCC/ICC's shall identify cases at the time of initial or at any subsequent classification actions when it is determined that cases warrant this designation. The CDC Form 128-G recording the committee action shall reflect the inmate's public interest case status.

All cases identified by reception center or institution staff shall be referred to a CSR for endorsement as a public interest case.

CSR's endorsing cases as public interest cases shall record this designation on the CDC Form 128-G. All subsequent classification actions shall reflect this status on the documenting CDC Form 128-G in the space directly below the inmate's custody designation.

Recording

Cases endorsed by a CSR as public interest case shall be referred to the CCRM by the reception center CC-III or the institution C&PR upon endorsement.

The CCRM shall ensure that the designation "Public Interest Case" is entered in red ink on the CDC Form 112, Chronological History and CDC Form 144, Control Card. This entry will reflect that notification of the Assistant Director, Communications is required.

Notification

The C&PR shall ensure that the CDC Form 611 reflects the inmate's public interest status at the time it is forwarded to the P&CSD. At this time, a copy of the CDC Form 611 and any appropriate supporting documentation, i.e., POR, shall be forwarded by the C&PR to the DPIO.

Following a review of case factors by the DPIO, information related to the release of an inmate designated a public interest case shall be forwarded by the DPIO to the Director and the California YACA, if appropriate. The DPIO may be contacted for information related to media interest in public interest cases.

62010.5 Classification Scoring System

The classification scoring system provides a standard evaluation for placement of inmates at the least restrictive institution, commensurate with their custodial requirements. Inmates are placed in institutions which are designated by custody levels IV (highest) to I (lowest), and they are encouraged with positive incentives to reduce their scores to permit transfer from higher custody facilities to those which have increased privileges, movement and programming. The classification scoring system determines each inmate's custody level in relation to others for optimum use of departmental facilities. An inmate's score may change based on individual behavior and specific case factors.

The Department may classify, transfer and house inmates apart from the classification scoring system when necessary to ensure staff, inmate and public safety. Exceptions shall be clearly documented on a CDC Form 128-G.

62010.6 Institution Classification Levels

Each camp, institution, facility or area of an institution complex is designated at a classification level based on its security and housing capability. Reception centers are exempted from level designations except for assigned work crews.

- Level I institutions and camps consist primarily of open dormitories with relatively low security perimeter.
- Level II institutions consist primarily of open dormitories with a secure perimeter and armed coverage.
- Level III institutions primarily have outside cell construction with a secure perimeter and armed external coverage.
- Level IV institutions have inside or outside cell construction with a secure perimeter, and both internal and perimeter armed coverage.

Institution Designations:

Institution	Level
CCC	
Lassen Unit	III
Sierra Unit	II
Cascade Unit	I
Outside Modules	I
Camps	I
SCC	
Tuolumne Unit	III
Mariposa Unit	II
Calaveras Unit	I
Camps	I
CCI	
Unit IV-A	IV
Unit IV-B	IV
Unit III-Reception Center (for work crew only)	III
Unit II	II
Unit I	I
Camp (Cummings Valley)	I
CTF	
Central	III
North	III
South	I
DVI	
Level	III
Minimum (Satellite)	I
FSP	
Minimum	I
Minimum Unit	I
SAC	
Facility A	IV
Facility B	IV
Facility C	IV
CIM	
Main	I
Reception Center-Central (For Work Crew Only)	III
Reception Center-West (For Work Crew Only)	II
East	III
CMC	
East	III
West I/II/IV	I/II
III Camp (Cuesta)	I
CIW	
Levels	III/IV
NCWF	
Levels	II/III
SQ	
Main	II
Modulars	II
Minimum	I
CMF	
Main	II/III
Northern Reception Center (For Work Crew Only)	I
Minimum (Satellite Dorm)	I
SOL	
Level III Complex	III
Facility I	III
Facility II	III
Level II Complex	II

Facility III	II
Facility IV	II
CRC	
Level	II
Camp (Norco)	I
ASP	
Facility 1	II
Facility 2	II
Facility 3	II
Facility 4	II
Facility 5	II
Facility 6	II
RJD	
Facility 1	III
Facility 2	III
Facility 3	III
Facility 4	III
Minimum Unit	I
MCSP	
Facility A	III
Facility B	III
Facility C	III
Minimum Unit	I
CVSP	
Facility A	II
Facility B	II
Facility C	II
Facility D	II
PBSP	
Facility A	IV
Facility B	IV
Facility C	IV
Facility D	IV
Minimum Unit	I
COR	
Facility III A	III
Facility III B	III
Facility IV A	IV
Facility IV B	IV
Minimum Unit	I

62010.6.1 Classification Score

The inmate's classification score shall be used as a primary factor to determine the level of institutional placement. The establishment of the inmate's actual custody shall be the responsibility of the classification committee.

62010.6.2 Classification Score Ranges

Inmates within the following range of classification scores shall be placed in an institution that is designated at the level indicated.

Score	Level
0-18	I
19-27	II
28-51	III
52+	IV

62010.7 Administrative Determinants

Administrative necessity such as institutional security, public safety issues and availability of housing may occasionally require placement at a facility that does not correspond with the inmate's classification score. In these cases the alternative placement/program will provide the maximum benefits permitted under the circumstances.

62010.7.1 Degrees of Custody

General

Classification committees at each institution shall assign a degree of custody to each inmate.

Wardens are responsible for determining degrees of custody most appropriate for use at their institution.

62010.7.2 Implementation

Each inmate shall be assigned the degree of custody that provides for their housing, assignment/activity and supervision needs.

Institution requirements may necessitate additional local designations, but shall conform to the Department's requirements for each degree of custody used.

The senior custodial officer on duty may designate the initial custody for new arrivals and may temporarily increase an inmate's custody at any time it becomes necessary to protect the security and good order of the institution. Such actions shall be reviewed and custody assigned by a classification committee at the next regular meeting.

Any reduction of an inmate's custody shall be by classification committee action.

62010.7.3 Custody Designations

The following are the degrees of custody approved for use in the Department.

Maximum A

Housing. Single cells (when possible) or other areas designated as security or approved specialized housing units.

Assignments/Activities. Confined to the security or approved specialized housing unit.

Supervision. Direct and constant.

Maximum B

Housing. Single cells (where possible) or other areas designated as security or approved specialized housing units.

Assignments/Activities. Confined to the security or approved specialized housing unit except for movement to and from external activities authorized for the unit.

Supervision. Direct and constant.

Every inmate confined in a SHU shall be assigned Maximum A or B custody. Inmates who are not housed in a specialized unit shall not be assigned maximum custody.

Close A

Housing. Celled housing in areas designated and maintained for higher security needs within the general population. This custody designation shall be used only at institutions with a secure perimeter.

Assignments/Activities. Permitted during daylight hours only and limited to designated close security areas at non-walled institutions and to the main security areas in walled institutions.

Supervision. Direct and constant.

Close B

Housing. Celled housing in secure areas designated for Close B custody.

Assignments/Activities. Within the security perimeter during daylight hours only, except for limited evening activities such as bathing and haircuts within the assigned housing unit.

Supervision. Constant and direct.

Medium A

Housing. Cells or dormitories within the security perimeter.

Assignments/Activities. Within the security perimeter.

Supervision. Frequent and direct.

Medium B

Housing. Cells or dormitories within the security perimeter.

Assignments/Activities. Within the security perimeter. Eligible for daytime assignments outside the security perimeter, but on prison grounds.

Supervision. Frequent and direct inside the security perimeter. Direct and constant outside the security perimeter.

Minimum A

Housing. Cells or dormitories within the security perimeter.

Assignments/Activities. Eligible for designated assignments inside or outside the security perimeter.

Supervision. Must be observed no less than hourly if assigned outside the security perimeter. Adequate supervision of the inmate's location to ensure their presence if assigned inside the security area.

Minimum B

Housing. Cells or dormitories on prison grounds and/or in a camp setting.

Assignments/Activities. Eligible for off-reservation work detail/community betterment and camp assignments.

Supervision. Adequate supervision of the inmate's location to ensure their presence. Shall be counted no less than four times each 24 hours.

62010.8 Institutional Classification Committees

All decisions affecting transfer, program participation, supervision, security, housing, and safety of persons, shall be made by a classification committee composed of staff knowledgeable in the classification process. A chairperson and any two members of any committee shall comprise a quorum except for reentry classification actions.

Decisions of classification committees shall be documented on a CDC Form 128-G and a copy given to the inmate.

62010.8.1 Institution Classification Committee (ICC) Functions

ICC's shall:

- Review inter-institutional transfer recommendations in problem cases where departmental or public welfare is at stake.
- Review all cases referred by subcommittee.
- Refer cases to the Chief, Classification Services, or the DRB for resolution/action including recommendations to grant an inmate additional reduction of sentence pursuant to PC 2935.
- Review the altered status of each inmate placed in segregated housing at the time of initial placement and at regular intervals thereafter in accordance with the CCR 3335.
- Approve or deny disciplinary credit losses and inmate requests for credit restoration of Division A-1, A-2, and B offenses in accordance with CCR 3327. This action shall serve as the first level of appeal review.

62010.8.2 ICC Authority

The ICC is delegated the primary authority for all classification actions within the institution.

Composition

ICC's shall consist of:

- Warden or Chief Deputy Warden (chairperson).
- AW (alternate chairperson).
- Psychiatrist or physician.
- Captain.
- CC-III or CC-II (committee recorder).
- Captain.
- Assignment lieutenant.
- Educational or vocational program representative.
- Other staff as required.

62010.8.3 Initial Classification Committee

Each institution shall establish an initial classification committee to review and initiate a suitable program for each inmate within 14 days after arrival at the institution.

Composition

Initial classification committees shall consist of:

- Captain (chairperson).
- CC-III or captain (alternate chairperson).
- CC-II or CC-I (committee recorder).
- Assignment lieutenant.
- Educational or vocational program representative.
- Other staff as required.

Functions

Initial classification committees shall:

- Initiate an educational, vocational training, or work program and privilege group designation.
- Evaluate case factors and assist the inmate to understand institution expectations, available programs, and resources.
- Designate the degree of custody necessary to control the inmate.
- Refer complex cases to the ICC.
- Recommend transfer of a new arrival determined to be inappropriately placed.
- Grant worktime credits to which the inmate is entitled while in transit.

62010.8.4 Unit Classification Committee (UCC)

Each program unit shall establish a UCC to provide routine classification of inmates. Those institutions without organized program units shall establish equivalent committees.

Composition

UCC's shall consist of:

- Captain (chairperson).
- CC-III or captain (alternative chairperson).
- CC-II or I (committee recorder).
- Program lieutenant.
- Educational/vocational representative.
- Other staff as required.

Functions

UCC's shall:

- Review each inmate's case at least annually to consider the accuracy of the inmate's classification score, custody designation, program and institution placement which includes recommendation for transfer.
- Conduct post board classification on an inmate within 15 days of receipt of official notice of a BPT decision regarding the inmate.
- Act on disciplinary credit losses on cases for Divisions C, D, E, and F which will serve as the first level of appeal review.
- Approve or deny an inmate's request for restoration of forfeited credits for Divisions C, D, E, and F offenses in compliance with CCR 3327.
- Change an inmate's privilege group.

62010.8.5 Camp Classification Committee

Each conservation camp shall establish a camp classification committee to provide routine classification for inmates assigned to the camp program.

Composition

Due to the isolation of most conservation camps, the presence of a captain, to act as chairperson is not required. A chairperson and two members shall comprise a quorum for camp classification hearings.

- Lieutenant (chairperson).
- CC-I (chairperson or alternate chairperson).
- Sergeant.
- Staff representative of camp contracting agency.

Functions

Camp classification shall:

- Perform routine classification of inmates assigned to the camp programs including all functions designated for UCCs.

62010.8.13 Reentry Classification Committee

Each reentry/work furlough facility shall establish a reentry classification committee to provide for routine classification for inmates assigned to a reentry work furlough program.

Composition

- PA (chairperson).
- PA-III (unit supervisor/center manager reentry coordinator) (alternate chairperson).
- PA-II (reentry specialist).

Functions

Two members constitute a quorum. Due to distance considerations, the committee will not usually sit en banc. The reentry specialist will complete necessary CDC Form 128-G and forward to committee members for appropriate signatures/approval.

- Document inmate misconduct and affirm, modify, or reject any action taken.
- Review disciplinary actions where worktime credits were lost/denied and to act as inmate's first level of appeal review.
- Restore lost credits, where appropriate, for disciplinary violations.

62010.9 Classification Committee Responsibility Due Process

Each classification committee shall:

- Inform the inmate of the purpose of the hearing and introduce committee members.
- Encourage the inmate to participate in the hearing discussion.
- Make decisions based on evaluation of available information and mutual agreement of the committee members.
- Inform the inmate of the decision.

62010.9.1 CDC Form 128-G, Classification Committee Documentation Requirements

Each classification committee shall:

- Prepare a recording of the hearing on a CDC Form 128-G.
- Issue a copy of the CDC Form 128-G to the inmate.

The documentation of each classification shall include:

- The action taken.
- The date of the action.
- The specific reason(s) for the action(s) including the information upon which the decision was based.
- The names of staff who participated in the decision.
- The name of the chairperson of the committee taking the action.
- The name and signature of the person recording the action.

62010.10 Departmental Review Board

The DRB serves as the final reviewing authority for classification issues when placement decisions are appealed to headquarters or when policy clarification is needed.

62010.10.1 Purpose

This Section establishes standard procedures for the resolving of all staff classification action appeals at the headquarters level by the DRB.

62010.10.2 Composition

The DRB shall consist of the:

- Deputy Director or an Assistant Deputy Director, Institutions (chairperson).
- Deputy Director, P&CSD.
- Chief, Classification Services. (Shall abstain on classification actions appealed by Wardens/Regional Administrators.)
- Chief, Medical Services when required.

62010.10.3 Quorum

The DRB meets at the call of the chairperson. Two voting members constitute a quorum. 870

62010.10.4 Referral Criteria

Cases shall be referred for DRB decision when:

- The Warden/RPA appeals an action of the Chief, Classification Services.
- A test case is needed to clarify the application of policy.
- Differences between BPT program placement order and departmental policies or procedures cannot be resolved.
- An out-of-state or federal prison placement is recommended.
- Meritorious credit is recommended to reduce an inmate's period of confinement pursuant to PC 2935.
- Current placement is by prior DRB action and continuing DRB responsibility for the case has not been waived.
- A headquarters level decision for placement is required because of an unusual threat to safety or public interest, i.e., commuted death row cases.

62010.10.5 Process

Cases for DRB review shall be submitted by the Warden or Regional Administrator to the Chief, Classification Services.

Because the inmate's C-file is not available to the DRB, referrals shall contain all pertinent information.

When the referral is an appeal of a CSR action, the Chief, Classification Services shall attempt to resolve the issues before presenting it to the DRB.

The Chief, Classification Services, shall evaluate, add relevant factors to be considered and provide a recommendation for cases presented to the DRB. This shall be provided on a CDC Form 128-G, which shall also provide for documentation of the DRB action.

62010.10.6 Implementation

DRB actions shall be implemented within 30 days.

62010.11 Revisions

Revised November 1, 2004

The Director, DAI, or designee shall ensure that the content of this Article is current and accurate.

62010.12 References

PC §§ 5068, 1170(d), 2935, 5054, and 5058.

CCR.

ARTICLE 6 — RECALL OF COMMITMENT*Effective October 27, 1989***62020.1 Policy**

Inmates received by the Department may, under certain circumstances, be recalled by the sentencing court. A recall may also be initiated by the Director or the BPT.

62020.2 Purpose

This section establishes standard procedures for the processing and evaluation of those inmate cases whose sentences and commitments may be reconsidered by the court under the provisions of PC 1170(d).

62020.3 Authority

PC 1170(d) permits the sentencing court to recall a previously ordered sentence and commitment within 120 days of the date of sentencing and re-sentence the inmate. The court may consider a recall of sentence and commitment upon the recommendation of the Director or the BPT at any time during an inmate's incarceration.

The sentencing court has absolute discretion in recalling a sentence and commitment within 120 days of sentencing. The court is not required to request or accept the Department's diagnostic study and/or recommendation, however, departmental staff shall provide the sentencing judge a study and recommendation when requested.

62020.4 Recommendation of Alternate Placement

Departmental staff shall recommend to the Director and request that recall consideration be considered for those inmates who, in the interest of justice, could be properly managed outside the Department and where alternate placement had not been explored by the sentencing court. Examples include but are not limited to:

- Naive, youthful offenders who could be sentenced to the CYA.
- Narcotic addicts who meet the criteria for commitment to the civil addict program.
- Inmates whose sentence would be better served in another jurisdiction.

Departmental staff's recommendations shall focus on the proper placement rather than the severity or length of sentence.

When an institutional recommendation for recall is determined to be inappropriate after review at the Director's level, the Deputy Director, Institutions Division shall notify the Warden of the referring institution of this decision.

62020.5 BPT Disparate Review

The BPT, under PC 1170(f), shall review all cases for sentence disparity and recommend recall, if appropriate, within the first 12 months of commitment. As a matter of policy, the BPT will assume responsibility under PC 1170(d), for recommending recall of sentences that subsequently become disparate due to non-retroactive legislative changes that reduce or eliminate the criminal penalty for an offense.

62020.6 Director's Recall of Commitment

The Director may recommend to the court a recall of sentence prior to the BPT's disparate sentence review when:

- The inmate is found to be suffering from a critical medical condition which is not likely to improve.
- The inmate has so changed as a person through their own efforts since being sentenced, that they would be a positive asset to the community.
- Based on changes in the inmate's situation or significant new information that was not considered by the court in pronouncing sentence.
- The commitment is definitely not typical of similarly situated offenders and presents an undue hardship on the inmate.

After the BPT's disparate sentence review, the Director may recommend a recall to the court if conditions have changed to the extent that the inmate's continued incarceration is not in the interest of justice. Diagnostic studies and/or recommendations shall take into consideration the results of the BPT's disparate sentence review.

62020.7 Recall Request by Private Citizen*Revised September 25, 2007*

Requests for PC 1170(d) studies or consideration for recall by private citizens, defense attorneys or family members including registered domestic partners shall not be initiated by departmental staff.

All such requests shall be responded to promptly with a letter stating the Director's policy and directing the requesting party to the sentencing court.

62020.8 Court Ordered Diagnostic Study

The court may recall a sentence within the first 120 days of commitment with or without obtaining a diagnostic study and recommendation from the Department. When an evaluation is requested, it shall assess the inmate's potential for completing probation or other alternate sentencing, and the threat posed to the community if the inmate fails to realize that potential.

When the court orders a post sentence diagnostic study [PC 1170(d)], and a pre-sentence diagnostic study (PC 1203.03) has previously been prepared, a reevaluation of the prior study's recommendation is required.

Staff assigned to prepare the PC 1170(d) report shall reevaluate all available information and recommend accordingly, rather than repeat or paraphrase the pre-sentence diagnostic study. The PC 1170(d) report shall indicate that a pre-sentence diagnostic report was prepared.

A current psychological evaluation shall be prepared if indicated. If any recommendations are in conflict, the method for resolving the conflict shall be addressed.

When the court requests a post-sentence diagnostic study within 120 days of sentencing, the Warden or reception center administrator shall communicate directly with the court.

Requests received by the institution after 120 days of sentencing shall be forwarded to the Chief, Classification Services and processed through headquarters as a Director initiated recall. The court cannot recall a sentence after 120 days of sentencing without the recommendation of the Director or the BPT.

Late Return of Report

When a post-sentence diagnostic study is requested by the court to be prepared within the 120-day time limit and is late due to departmental error, the institution shall notify the court directly. A letter signed by the Warden attached to the recommendations shall indicate the reasons for the delay and because of the delay, the court may take whatever action it deems appropriate.

62020.9 Director's Recall (Reports)

When an inmate meets the Director's criteria for recall to court, staff shall prepare a diagnostic study and recommendation. This report and a current psychological evaluation (if indicated) shall be reviewed by the AW and Warden. If any recommendations are in conflict, the method by which the conflict was resolved shall be described in the transmittal letter.

The completed report and institutional approval shall be attached to a transmittal letter and forwarded to the Chief of Classification Services.

Inmates shall not be transferred —except in emergencies— until the PC 1170(d) report has been completed.

62020.10 Recall Report Format

Identifying Information: This section shall begin with the following two paragraphs:

"This is a diagnostic study and recommendation under the provisions of PC 1170(d) in the case of (Inmate's name), (County's Court Number), (CDC Number)".

"This study evaluates the defendant's potential for success under sentence alternatives to state prison and the threat posed to the community should the defendant not fulfill that potential. The clinical case study method does not lend itself to an adequate consideration of other issues involved in uniform sentencing".

The third paragraph of this section shall indicate the age of the inmate, date they were received by the Department, name of the committing court, county of commitment and on what charge the inmate was convicted.

Offense: This section shall include a short summary of the inmate's instant offense and criminal history.

Institutional Adjustment: Include job or assignment performance, behavior, relationships with staff and peers.

Recommendations

Recommendations: This section shall address only the specific finding of department staff:

- Evaluation indicates that this case should be considered for disposition as authorized by PC 1170(d).

— or —

- Evaluation indicates that this case should not be considered for disposition as authorized by PC 1170(d).

All recommendations for probation shall contain the qualifying statement; "to the extent probation is allowed by law".

When appropriate, conditions of probation suggested by the case evaluation may be listed in numerical order. This must be realistic in relation to the services available in the county concerned.

Reasons for Recommendations: List in order of priority the factors contributing to the particular recommendation. These may include the lack of criminal record or extensive criminal record, situational nature of offense, clinical manifestation of assaultive or hostile behavior, family or other resources awaiting the inmate in the community.

It shall also include the findings of the disparate sentence review, if completed, and, if a Director initiated recall, shall focus on the new information that justifies recall.

Release Plans: This section shall include the inmate's living arrangements, means of support and care as appropriate.

The study shall be dated and signed by the reception center's AW if it is completed during the inmate's reception processing. If the study is completed at an institution other than a reception center, the Warden or delegated AW shall sign the report. The Warden shall sign all Director initiated recall recommendations, including those that are a result of a request by the court after the 120-day period.

62020.11 Transmittal Letter

The Chief, Classification Services, shall review and evaluate all transmitted material, and shall prepare the Director's transmittal letter to the sentencing court. The Chief, Classification Services, shall notify the BPT of all cases where the Director recommends a recall of commitment.

62020.12 Court Ordered Recall/Multiple County Commitments

When a court requests a PC 1170(d) on an inmate also committed by another court, copies of the study shall be sent to all committing courts. The transmittal letter to the court ordering the recall shall clearly indicate in the first paragraph the additional commitments, identified by case number. It shall also indicate that copies are being sent to the other committing court(s). Similarly, the transmittal letter to the other committing court(s) shall explain that a PC 1170(d) report was completed regarding a commitment by a different court.

62020.13 Inmate Notification of Recommendation

Staff who prepare the study shall inform the inmate of their recommendations. When correspondence and reports do not contain confidential information, copies shall be given to the inmate. If such reports do contain confidential information, staff shall share the general content of such reports with the inmate, omitting only the confidential information. Confidential correspondence and reports shall be so labeled, placed in the confidential folder and cross referenced to a CDC Form 128-B, General Chrono; explaining the need for confidentiality.

62020.14 C-File/OBIS Recording

To provide information for subsequent evaluation of this program, PC 1170(d) transactions shall be recorded in OBIS Daily Report of Arrivals and Departures and on the CDC Form 112, Summary of Sentence Data, as follows:

- Requests for PC 1170(d) studies from a judge or the Director. Date 1170(d) PC report requested by _____ County (or) by the Director.

Transmittal of PC 1170(d) studies to the court for the Director: "Date, PC 1170(d) studies submitted to _____ County (or) to the Director recommending no change in commitment (or) recall of commitment recommended (and/or) other recommended action".

62020.15 C-File Report Placement

Copies of all additional material transmitted to the court shall be inserted in the case summary section of the C-File. Copies of all material sent to the Director on staff-initiated cases shall also be inserted in the same location.

62020.16 Mailing of Material

The above material shall be expedited to the court by first class mail.

62020.17 Revisions

The Deputy Director, Institutions, or designee shall ensure that the content of this section is current and accurate.

62020.18 References

PC §§ 1170(d), 1170(f) and 1203.03.

ARTICLE 7 — TRANSFERS — DMH

Effective October 30, 1989

62030.1 Policy

Mentally ill inmates received by the Department may be transferred to a California DMH facility for stabilizing psychiatric treatment.

62030.2 Purpose

This section establishes procedures for the transfer and return of mentally ill inmates and parolees between the Department and DMH. It provides for the due process and orderly acceptance and processing in a controlled and expedient manner of those mentally ill inmates who can receive optimum benefit from treatment in a DMH facility.

62030.3 Transfers To DMH

Authorization

PC 2684, 2690 and 2974 provide for transferring mentally ill inmates and parolees to DMH facilities. PC 2685 provides for returning those inmates to the Department who are no longer benefiting from a DMH placement. Parolees placed in DMH facilities for psychiatric treatment shall be released to parole after they have stabilized.

62030.4 PC 2684 Referrals

Criteria

The inmate/parolee shall have 90 days or more to serve from the date of actual admission to a state hospital. Exceptions to the above may be arranged on a case-by-case basis.

Referrals shall be accepted for inmates in the following diagnostic categories only:

- A diagnosed severe psychosis or severe effective disorder, acute or chronic, requiring intensive treatment in a psychiatric hospital.
- A long-standing psychosis or effective disorder, with a history of repeated psychiatric hospitalizations prior to their current commitment to the Department, requiring long-term sub-acute treatment in a psychiatric hospital in order to facilitate their rehabilitation and eventual placement in a community treatment program.
- Requires specialized diagnosis and treatment which is available in a DMH facility but is not available in the Department.
- Request for intensive psychological/diagnostic evaluation.

Exceptions to the above criteria shall be evaluated on a case-by-case basis if there is a compelling reason for referral.

62030.4.1 Procedure

A referral packet shall be prepared and sent directly to the state hospital where placement is intended. For male inmates, the packet is sent to Atascadero State Hospital (ASH); females to Metropolitan State Hospital (MSH); and parolees to the state hospital designated by DMH.

Following acceptance by the state hospital, the inmate's C-File and the original documents from the referral packet shall be presented to a CSR for transfer endorsement with the original documents listed below included.

62030.4.2 Referral Packet

The referral packet shall consist of the following documents:

Vitek Hearing

- A signed waiver of a due process (Vitek) hearing for voluntary cases or certification of a due process hearing for involuntary cases. Inmates who are considered for DMH transfer shall be advised of their rights to a hearing regarding the transfer. If the inmate does not waive their right to the hearing the following requirements shall be met:
 - The inmate shall be provided written notice of a hearing to determine their involuntary placement in a mental hospital at least 72 hours before the hearing is held.
 - The hearing officer shall be the Warden or designee (AW, physician, or a member of the psychiatric staff).
 - A staff assistant, usually the inmate's counselor, shall be appointed by the hearing officer to assist the inmate in collecting, presenting and confronting evidence at the hearing. Attorney representation of the inmate shall not be permitted.
 - The findings and decision of the hearing shall include references to the evidence relied upon and the reason for the decision.

A copy of the decision shall be given to the inmate within 72 hours after the hearing and a copy shall be placed in the inmate's C-file. A copy of the decision with the following documents shall be sent to the state hospital:

- A psychiatric evaluation completed within the last three months to include whether the crime involved force and/or violence and/or great bodily injury; and whether the mental disorder was a cause or aggravating factor in the crime.
- A completed Mental Health (MH) Form 2546, Transfer Information Form, indicating the type of service requested, such as psychiatric evaluation and treatment or conservatorship investigation, preparole or discharge planning or other services.

- An institutional and/or adjustment history, including misconduct reports and security concerns.
- An Abstract of Judgment and, if available, POR.
- Supporting documents such as holds and detainers.
- Classification committee's recommendation (CDC Form 128-G, Classification Chrono) for transfer to DMH.

62030.5 PC 2690 Packet

Utilization of PC 2690 is for emergency psychiatric transfers from the Department to DMH. The criteria for PC 2690 and 2684 are the same.

62030.5.1 PC 2690 Procedure

The Department's Chief, Medical Services, shall contact DMH and arrange for the PC 2690 transfer. Upon acceptance by DMH, a CDC Form 7252, Request For Authorization of Temporary Removal For Medical Treatment shall be completed and processed. The inmate shall then be transferred, and a PC 2690 referral shall be initiated, utilizing the procedure outlined in this chapter. An inmate can be placed in DMH for a period not to exceed three days under PC 2690, and for this reason PC 2684 procedure shall be expedited.

62030.6 PC 2684 Procedure

Referrals for emergency psychiatric hospitalization may be expedited using PC 2684 referral packet.

- In place of a Vitek hearing, the inmate/parolee is entitled to a certification review hearing or writ of habeas corpus in DMH facilities.
- The psychiatric report/evaluation must be no more than 30 days old.

For some parolees, PC 2684 and/or 2690 process shall be followed. Once the Vitek Hearing is held, or the waiver is signed, the case will be screened by DMH state hospital within seven working days. If accepted by a DMH state hospital, the individual shall be transferred directly to that DMH state hospital under order of the BPT from the county jail. Formal parole revocation by the BPT shall be done at the DMH facility.

62030.7 Hub Institutions

The following are designated as the hub institutions for inmates housed in the DMH facilities:

- CMF for inmates placed in Northern California DMH facilities.
- The CMC for inmates placed in Southern California DMH facilities.
- The CIW for female inmates placed in state hospitals.

The records for each inmate housed by DMH shall be maintained by the respective hub institution. The institution shall also be responsible for all contacts with the designated DMH facility to secure reports, schedule BPT hearings, and to process an inmate's parole or discharge.

62030.8 Transportation

Transportation of inmates to and from state hospitals is the responsibility of the Department. Specific arrangements shall be made by the Warden of the hub institution and the administrator of the state hospital.

62030.9 Inter-Hospital Transfers

DMH may transfer inmates between the state hospitals when it is deemed necessary. However, the administrator of the transferring hospital shall notify the Warden of the hub institution prior to any such transfer.

62030.10 Escapes

If an inmate escapes from a state hospital, the hospital director or designee shall immediately notify the Department headquarters Identification Unit of the escape. The Identification Unit shall notify appropriate institution staff who shall institute escape procedures. DMH staff may also contact institution staff directly.

Within ten working days following the escape, the Warden of the hub facility shall advise the hospital's administrator whether the inmate should be discharged from the hospital or continued on the hospital's roster.

62030.11 Ground Privileges and Limitations

Inmates at State hospitals are "in custody" and shall not leave the hospital grounds without the authorization of The Director. Any temporary community release request shall be processed in accordance with DOM 62070. At the discretion of the hospital's administrator, an inmate may be granted privileges and participate in all aspects of the treatment program within the hospital confines.

62030.12 Rules and Regulations

Inmates housed at State hospitals are subject to the CCR the same as inmates housed in correctional facilities, in addition to the receiving hospital's rules.

62030.13 Returning Inmates to the Department Per PC 2685

When it is the opinion of the hospital's administrator that an inmate has been treated to the extent that the inmate will not benefit by further care and treatment in the State hospital, the administrator shall:

- Initiate a request to the hub facility for return of the prisoner to the Department.
- The inmates shall be transported within seven working days by hub facility staff. If the inmate becomes a significant security risk or management case, the inmate shall be transported immediately by hub facility staff.

62030.14 Appeal

The Department may appeal any case that it feels was inappropriately rejected or returned by the State hospital staff. The appeal shall be referred to the Deputy Director, HCSD, who shall resolve it with the Division of State Hospitals Programs.

62030.15 Sex Offender Project PC 1364

Revised August 30, 1993

PC 1364 provides for a voluntary experimental sex offender treatment program wherein a selected number of male inmates may participate under the jurisdiction of DMH at ASH. PC 1364 also provides that if, after placement in the program, the inmate refuses to cooperate, is found unamenable to treatment, or requests return to the Department, he shall be returned to the Department. This program will terminate on June 30, 1995.

Criteria and selection for PC 1364 Sex Offender Program is determined through OBIS by a DMH screening team. If selected for review, an inmate shall be interviewed by the DMH screening team after a complete review of the inmate's C-File. The DMH review staff shall submit an approval letter, requesting transfer to DMH to the C&PR. The inmate is then referred to the Institution Classification Committee (ICC) for a transfer recommendation to CMC-E, which is the hub facility for PC 1364 Sex Offender Program. If recommended by ICC, the case is then submitted to the CSR for transfer approval to CMC-E. Transfer to DMH from CMC-E will be effected upon bed space availability.

62030.16 PC 2970

PC 2970 provides for the continued involuntary treatment of inmates/parolees prior to termination of parole or release if the inmate's/parolee's severe mental disorder is not in remission or cannot be kept in remission without treatment and if the inmate/parolee refused to agree to treatment as a condition of parole.

62030.17 Patient Transfers From DMH-Criteria

- The W&I 7301 provides for the transfer of persons committed to a State hospital who require custodial security which can best be provided by the Department. Cases that may be considered are those committed to DMH under:
- PC 1026, where the defendant was found to have been insane at the time an offense was committed.
- PC 1368, where the question of sanity arises prior to judgment.

62030.17.1 Reception

The transfer request shall be initiated by DMH and sent to the Department's, CSU.

The case shall be forwarded to the Deputy Director, HCSD, or designee who shall determine whether or not to accept the case for treatment. If accepted, the Deputy Director, HCSD, or designee shall return the case to the Classification Services Section with a recommendation for placement.

If rejected, the case shall be returned to DMH with reasons for rejection noted.

Patients received under PC 1026, 1368, and 3700 shall be designated "health" patients. Material to be submitted by DMH to the Director for transfer consideration shall consist of the commitment information and reasons for transfer and shall also include the following information:

- Offense pattern.
- Major psychiatric diagnosis.
- Social and case histories.
- Treatment modalities.
- Response to treatment in DMH facilities.
- Reason for referral.
- Inmate's attitude toward referral, including results of the due process hearing (Vitek) or a signed waiver of the hearing.
- Current medication at the time the summary was dictated.
- Relevant medical problems.

- Relevant security or institutional problems.

Whenever a person is transferred to a Department institution pursuant to these sections; any report, opinion or certificate required/authorized to be filed with the court which committed such person to a state hospital or ordered such person placed therein, shall be prepared and filed with the court by the administrator of the institution in which the person is actually confined or by the designee of such administrator.

62030.17.2 Admission Summary

Institution staff shall prepare a case summary for each person from DMH. When processing is complete, the case shall be presented to a CSR for transfer consideration. When the case summary is completed, the receiving institution shall forward a copy to DMH.

Six months from the date of the patient's arrival at the receiving institution and each year thereafter, the Warden shall forward to DMH a case summary update, which shall contain the following information:

- The patient's present institutional program.
- A current psychiatric diagnosis and recommendation(s).
- The Warden's recommendation for future programming.

CMF and CMC are designated to receive male mental health patients. CIW is designated to receive female mental health patients. Under normal conditions, patients shall be received directly at the main institution and need not be processed through a reception center unless otherwise determined by the Warden. Such patients may be transferred to other institutions as appropriate.

62030.18 Inter-Institution Transfer

DMH Patients

If a classification committee recommends the transfer of a DMH patient between the Departments institutions, the recommendation shall be prepared on a CDC Form 128-G and referred to a CSR for transfer consideration. If transfer is approved, the C&PR of the sending institution shall, by memorandum, notify DMH of the transfer and the reason therefore.

62030.19 Jurisdiction of Patients

During the time DMH patients are confined at the Departments institutions, they shall retain their status as patients of DMH.

Such patients are not subject to the provisions of PC 4500, 4501, 4501.5, 4502 or 4530. They are, however, subject to the rules and regulations of the Director. In the event of an escape, attempted escape, fight or riot, employees shall deal with such persons the same as an inmate committed to the Department.

62030.20 PC 2974 Criteria/Referrals

PC 2974 provides for the treatment of inmates or parole violators nearing release who are a danger to self or others or are gravely disabled as a result of a mental disorder.

Placement Process

The placement packet shall be prepared by the C&PR (or designee) at CMC, CMF, CIM, or CIW for inmates or parole violators or by the chief psychiatrist (or designee) of the POC for parolees.

Placement of male inmates or parole violators shall be made in ASH, female inmates or parole violators in MSH, and parolees to the facilities designated by DMH.

Placement Package

The placement packet should be sent to the DMH facility at least seven days prior to expiration of prison term for inmates so that it can be reviewed and the admission approved. The placement packet for parolees must be received and approved prior to admission unless information and approval is given over the telephone with the packet then sent with the parolee.

The placement package shall include at least the following:

- A medical/psychiatric record with the psychiatric evaluation done within the last (30) days and a progress note, if appropriate.
- Substantiation of how the patient meets the Lanterman-Petris-Short (LPS) Act, criteria must be included, with specific behaviors of the patient documented.
- An indication of the type of services requested; i.e., psychiatric evaluation and treatment, conservatorship investigation, preparole or discharge planning, or other services agreed upon by DMH and the Department.
- An institution or parole adjustment history, including a description of any serious misconduct and/or security concerns.

- Relevant parole documents describing conditions of parole and parole discharge date, and the POR, if available.

The DMH state hospital will receive, evaluate and treat the placed patient according to the LPS Act. PC 2974 patients will be eligible for the same privileges as LPS patients, including passes for placement interviews, ground privileges, etc., at the discretion of DMH staff, on a case-by-case basis.

Certification Recommendation

If certification is recommended, the DMH hospital shall notify the P&CSD designated hearing officer of the need for a certification review hearing under W&I 5250. The hearing shall be held at the DMH hospital within seven days of admission to the hospital. In the event parole has expired, the Departments' P&CSD has no statutory authority.

If certification is not recommended, or if it is determined at a certification review hearing or a judicial hearing that there is not probable cause to further involuntarily detain the patient, or at a subsequent time it is determined that the patient no longer requires hospitalization, the DMH hospital shall notify the designated parole office which shall arrange for the immediate removal of the inmate or parolee from the hospital. In the event parole has expired, the Departments' P&CSD has no statutory authority.

Continued Hospitalization (PC 2974)

If a patient is hospitalized until expiration of the patient's prison term under PC 2684, and if continued hospitalization under PC 2974 is recommended by DMH staff, the Department agrees to delegate placement authority under PC 2974 to DMH. This includes authority, as long as the patient remains on parole status, to include the patient days utilized by this patient in the state hospital services funded by the Department. DMH will notify the Department that a decision has been made to seek appropriate LPS legal status to continue to hospitalize the patient under PC 2974.

62030.21 Parole of Mentally Ill Inmates

When an inmate about to be paroled is diagnosed by a psychiatrist/psychologist as mentally disturbed and cannot be transferred to DMH pursuant to PC 2684, 2690, or 2974, the C&PR shall:

- Immediately contact the RPA and advise them of the specific facts, including the inmate's name, number, psychiatric status, release date, county of commitment and all other pertinent facts.
- Coordinate the inmate's release to permit the Parole Agent to take custody of the inmate at the institution.
- Document all pertinent facts on a CDC Form 128-B, Informative Chrono, and give a copy to the Parole Agent when the Parole Agent takes custody of the inmate. Provide a copy of the most recent clinical evaluation and a list of all prescribed medications to the Parole Agent.

The RPA shall coordinate the P&CSD's role in taking the inmate into custody at the institution as well as determining the most appropriate follow-up, which may include:

- Placing the inmate in a county mental health facility.
- Placing the inmate in custody at the nearest city or county jail pending revocation proceedings for psychiatric evaluation.
- Referring the inmate to the POC.

62030.22 Discharge of Mentally Ill Inmates

Before discharging any inmate who, because of mental illness, is deemed a danger to themselves or others, the Warden shall act to place the inmate in a facility designated by a county (and approved by DMH for 72-hour treatment and evaluation) or in a 14-day intensive treatment facility pursuant to the provisions of PC 2974.

The Warden of the releasing institution shall:

- Document the psychiatric justification for the decision that the inmate is dangerous to themselves or others or gravely disabled and should not be released to the community. Provide written notice to local law enforcement agency of these conditions.

The law enforcement agency will usually transport the inmate to the county facility and effect the commitment pursuant to the W&I 5150 or PC 2974.

The Deputy Director, Institutions, shall be notified prior to the inmate's release if local authorities are not responsive.

62030.23 Inflammatory/Threatening Inmate Remarks - Pending Parole

When an inmate makes written or verbal statements of a threatening nature and the inmate is not considered mentally disturbed following an evaluation by clinical staff (psychiatrist/psychologist), the following procedures shall be initiated:

- Institution staff shall document all inflammatory/threatening comments on CDC Form 128-B if, in their opinion, there appears to be any substance to the inmate's threats.
- A copy of all documentation pertaining to the remarks shall be forwarded to the C&PR who will evaluate the material and determine if further clinical assessment will be necessary prior to the inmate's release date. If a clinical evaluation is requested prior to parole, the results shall be documented on CDC Form 128-C, Medical Chrono.
- The clinical assessment shall be returned to the C&PR who shall notify the RPA and forward copies of all applicable documents to the RPA for appropriate action.

62030.24 Inflammatory/Threatening Inmate Remarks - Pending Discharge

The same procedures as indicated above are applicable to inmates pending discharge, except the RPA is not notified. In the case of a discharge, the C&PR shall send written notification to the respective law enforcement agency, advising it of the situation and the Department's concern.

62030.25 Revisions

The Deputy Director, Institutions or designee, shall ensure that the content of this section is current and accurate.

62030.26 References

PC §§: 1026, 1364, 1368, 2670, 2684, 2685, 2960-81 (except 2962 and 2974), 3060.5, 3700 4500 4501, 4501.5, 4502, 4580.

W&I §§ 5150 and 7301.

ARTICLE 8 — INTERSTATE, FEDERAL, AND INTERNATIONAL

PLACEMENTS*

Effective October 25, 1989

Not Cleared For Statewide Use

62040.1 Policy

The Western Interstate Corrections Compact (WICC), PC 11190, and the Interstate Corrections Compact PC 11189, enable states to establish mutual contracts for the exchange of prisoners.

California has current contracts with Alaska, Arizona, Colorado, Hawaii, Idaho, Montana, Nebraska, Nevada, New Mexico, Oregon, Utah, Washington, Wyoming and the Federal Bureau of Prisons.

62040.2 Purpose

The WICC and Interstate Corrections Compact expand the inmate placement resources of participating states to more appropriately meet the special or unusual needs of individual inmates than could be met within a state's own system.

The sending state shall retain legal jurisdiction of the inmate and may at any time require the return of the inmate to its custody.

The receiving state shall provide for the custody, care and treatment of the inmate in the same manner as for its own inmates.

No special privileges, restrictions, legal exceptions or immunities are authorized.

The compacts deal with a number of these and other jurisdictional matters in more detail.

The Interstate Compact Unit, P&CSD, administers and implements prisoner exchanges with other states and the Federal Bureau of Prisons.

62040.3 Criteria

Compact resources shall not be used when the inmate's needs can be met within departmental facilities just as well as in out-of-state facilities.

Inmates whose special or unusual needs can be better met in the facilities of another state may include, but are not limited to, the following:

- Protective custody. When an out-of-state placement will resolve the specific cause or reason for the inmate's protective custody within the Department; i.e., protection of an inmate witness or informant.
- When an inmate's permanent residence, resources and plan for release are outside California, placement in another state may be considered.
- Departmental policy precludes out-of-state placement criteria for inmates who are likely to present management problems. Examples of such cases may include homosexual behavior, chronic gambling, exploitation of other inmates and gang involvement.

62040.4 Written Consent

No California inmate shall be transferred to an out-of-state institution unless they have executed, in the presence of the Warden or designee, written consent to the transfer.

The transporting officer shall verify that the written consent form is properly documented prior to taking custody of the inmate.

62040.5 Referrals

The referral for out-of-state placement shall be prepared by institution staff per Departmental Review Board (DRB) format and submitted to the DRB.

Upon DRB approval, the institution shall submit the following items to the Interstate Compact Unit:

- Abstract of Judgment.
- Two current ID photographs.
- Case summary.
- Copy of DRB action [CDC Form 128-G].
- Written consent form signed by inmate.

Upon receipt of a special circumstance referral by a court, DA or law enforcement agency, the Chief, Classification Services, or the Interstate Unit, with consent of the institution involved, shall prepare and submit an out-of-state transfer recommendation to the DRB.

The DRB's action shall constitute the authority for the Interstate Unit to negotiate with out-of-state officials for the inmate's placement and, if accepted, shall arrange for transfer of the inmate.

62040.6 Confidentiality

When an inmate is placed out-of-state for protective needs, or custodial needs, all aspects of the inmate's transfer and location shall be confidential, with information limited to those employees who need-to-know in order to complete the transfer process and to protect the inmate in transit.

References to the proposed out-of-state transfer shall not appear in the sending institution's records other than the inmate's C-File.

62040.7 Mail and Property

All mail and property of those inmates transferred to out-of-state institutions shall be forwarded to the Interstate Unit by the institution's staff.

62040.8 Records and Tracking

The Chief Transportation Officer shall notify the Interstate Unit of the date the inmate is removed from the Department's institution for a transfer out-of-state.

The sending institution shall prepare and package the following material for delivery to the receiving state's institution by the transportation officer:

- An up-to-date case summary.
- A copy of the inmate's Abstract of Judgment.
- A copy of the inmate's fingerprint card.
- A minimum of one front and side view photo of the inmate.

The sending institution shall record the movement as a WICC/Interstate Corrections Compact transfer to the Interstate Unit and forward all records and files to the Interstate Unit for retention.

Inmates transferred to out-of-state placement shall be carried on the BPT calendar in central office and shall be afforded all rights as described in the BPT's Rules 2367 through 2373.

No later than six months prior to an inmate's parole or discharge, the Interstate Unit shall request prerelease information from the receiving state and prepare the inmate's release and clothing budget and transmit the funds and/or clothing to the other state.

When the inmate is to be released in the other state, the Interstate Parole Compact requirements shall be completed.

62040.9 Inspection of Out-of-State Prisons

PC 11194 requires the Director to determine the suitability of out-of-state prisons considered for placement of California prisoners under the WICC/Interstate Corrections Compact.

The Interstate Unit shall provide for initial inspection of such facilities. Ongoing determinations shall be made annually by the Interstate Unit, utilizing ACA accreditation and Federal Bureau of Prisons' reports and inspections.

The CDC Form 808, Western Interstate Correctional Compact Inspection Report, shall be completed at the time of inspection.

The original report shall be submitted to the Director through the Deputy Director, Institutions Division, and one copy each shall be sent to the Board of Corrections; P&CSD; Interstate Unit; and LAD-PMU.

62040.10 Reception - Prisoners From Other States

Approval and placement of prisoners from other states shall be arranged on behalf of the Director by the Interstate Unit.

Where feasible, the prisoner's initial reception and processing shall be accomplished at a reception center.

If a case involves medical or psychiatric problems, the case shall be reviewed by the Chief, Medical Services, to determine if the Department has facilities for proper care and, if so, which institution is best suited to provide the care.

62040.11 Progress Report

Within 90 days following the receipt of a prisoner from another state, the receiving institution shall furnish the sending state an institutional staff recommendation summary.

Thereafter at six-month intervals the institution shall furnish the sending state a report giving a summary of the inmate's progress and adjustment since the last report, including a recommendation for retention or return.

Five copies of the progress report shall be prepared and signed by the counselor and distributed to the BPT, legal counsel; inmate's C-File; and the inmate.

A transmittal letter signed by the Warden shall be prepared to forward the report directly to the sending state.

The copy of the report sent to the Interstate Unit, Attention: Corrections Compact Coordinator shall be reviewed and retained in the inmate's C-File.

62040.12 Transfer

Transfers from the reception centers to other institutions shall be handled as other reception cases, unless unusual aspects of the case require special review by the Chief, Classification Services, or the DRB for placement determination. The Interstate Unit shall be notified any time the inmate is transferred and prior to the inmate's release.

62040.13 Records

Whenever practical, the record files of cases from other states shall approximate the form/format of records for the Department's inmates.

The Warden of institutions where inmates from sending states are confined shall keep all necessary records concerning such inmates in a manner agreed upon between the sending and receiving states.

While the inmate remains in the institution, the sending state shall, upon request, be furnished with copies of any records.

Upon termination of the inmate's confinement, the institution shall forward the complete file of the inmate to the sending state.

Nothing contained herein shall be construed to prevent the receiving state or any institution thereof, from keeping copies of any such records upon and after termination of confinement.

62040.14 Federal Prisoners

PC 2090 and 2902 and a contract with the Federal Bureau of Prisons permits the acceptance of federal prisoners to institutions of the Department.

62040.15 California Prisoners

PC 2911 and a separate contract with the Federal Bureau of Prisons permits the placement of California prisoners in the Federal Bureau of Prisons' institutions.

62040.16 Consent

No inmate shall be transferred to a federal facility unless they have executed, in the presence of the Warden or designee, a written consent to transfer CDC Form 802, Federal Prison System Placement Agreement.

Inmates shall be informed of their right to private consultation with an attorney of their choice concerning one's rights and obligations under PC 2911.

An inmate may revoke such consent prior to transfer.

The transporting officer(s) shall verify that the consent was obtained prior to taking custody of the inmate.

62040.16.1 Progress Reports

Progress reports for federal prisoners in state custody shall be submitted to the Director, Federal Bureau of Prisons, annually starting from the prisoner's reception.

62040.16.2 Release

Release of federal prisoners in state custody may be accomplished only by order of the federal court or Director, Federal Bureau of Prisons.

Upon release, the inmate's C-File shall be updated, a closing summary added to the case summary and then forwarded to the Department's Archives Unit.

Release shall be within this state unless the prisoner, the state and the federal government agree upon release to some other state.

62040.17 Prisoners to Other Countries

GC 12012.1 permits the Department to make provisions for inmates who request transfer to their country to complete a prison sentence. The Transfer Treaty is administered by the BPT.

At the present time, transfers may be considered with Canada, Bolivia, Mexico, Peru, Panama, Turkey, France, United Kingdom, Sweden, and Spain.

62040.17.1 Criteria, France

The inmate is a citizen of France.

The inmate has at least one year left to serve at the time of the transfer request.

The sentence is final.

The inmate's controlling offense is punishable as a crime under the laws of both countries.

The inmate was not convicted of a military offense.

The inmate gives their consent.

62040.17.2 Criteria, Other Countries

The inmate is a citizen of the country to which they request transfer.

The inmate has at least six or more months remaining on their sentence at the time of the request.

The inmate has no pending appeal or collateral attack on the judgment or sentence.

The inmate had not lived in the U.S. more than five years prior to the present sentence.

The inmate was not convicted for a political, military or immigration offense.

62040.18 Screening

When an inmate indicates an interest in the transfer treaty program, their counselor shall screen the inmate's records to determine if the inmate meets the above criteria.

If the inmate does not qualify, the inmate shall be provided, in writing, the reasons why and a copy shall be sent to the BPT, legal counsel.

62040.19 Processing

Male inmates may be referred to the appropriate local classification committee for transfer consideration to RJD, where the process will be completed.

- If recommended, the case shall be referred to the CSR for endorsement to RJD.
- Those male inmates who cannot be placed in RJD general population, shall be processed at their institution of residence as indicated below, and not transferred to RJD.
- If the inmate is found not to be eligible for the program after his arrival at RJD, he shall be presented to a CSR for appropriate return or placement.
- Female inmates shall be processed at their institution of residence by their respective Correctional Counselor, as indicated below.

The inmate's counselor shall have the inmate complete CDC Form 830, Transfer Treaty Program Application and Certification.

The inmate's counselor shall complete the Prisoner's Transfer Progress Report.

A copy of each shall be provided to the inmate and a copy placed in the inmate's C-File.

A copy of the inmate's case summary and copies of the following completed forms and report shall be forwarded (as appropriate to the case) to the BPT legal counsel:

- BPT Form 1001, Life Prisoner - Decision Face Sheet.
- BPT Form 1010, Parole Decision ISL Prisoner.
- BPT Form 1094, Serious Offender Decision - Face Sheet.
- BPT Form 1095, Serious Offender Hearing - Decision (1170.2 (B)).
- CDC Form 830, Transfer Questionnaire (original).
- CDC Form 678, Cumulative Case Summary Confinement Computation.
- Prisoner transfer program report.

The BPT shall process the case and notify the institution of acceptance or rejection.

62040.20 Revisions

The Deputy Director, Institutions, or designee shall ensure that the content of this section is current and accurate.

62040.21 References

PC §§ 2090, 2902, 2911, 11189, 11190, and 11194.

GC § 12012.1.

ACA Standards 2-3013, 2-4164, 2-4170, 2-4171, 2-4163, 2-4248, 2-4239, 2-4416, 2-4202, 2-4204, 2-4019, 2-4255, 2-4203, and 2-4186.

ARTICLE 9 — SPECIAL PLACEMENTS

Effective October 30, 1989

62050.1 Policy

Inmates committed to the Department who require specialized housing placements, shall be identified and evaluated for transfer to a special placement facility to ensure the safety of the inmate, security of the institution, and the safety of others.

62050.2 Purpose

This section establishes standard procedures for the identification, evaluation and transfer of inmates requiring specialized housing placement.

62050.3 Out-to-Confidential Placements (OTCP)

Purpose

OTCPs are out-of-Department, in-state transfers of inmates from a facility of the Department to a city or county confinement facility within the State. Such placements are normally used for temporary housing pending arrangements for more permanent placement. The inmate's transfer shall be a confidential matter, and all transfer documents shall only be noted as "Out-to-Confidential Placement".

62050.3.1 Referrals

Requests for OTCP shall be referred to the Departmental Review Board (DRB) through the Chief Deputy Director. In emergency situations the Chief Deputy Director may authorize such placement before the DRB action; however, the referral shall still be made to the DRB in all cases to document the reason and approval.

62050.3.2 Arrangements

Upon the Chief Deputy Director's or DRB's authorization, the case shall be referred to the Assistant Director, LEIU who shall coordinate arrangements between the LEIU Office and city or county officials for the inmate's placement and transportation.

62050.3.3 Reimbursements

The Department shall reimburse the city or county for the costs of such service. Billings must be addressed to the Assistant Director, LEIU, who shall verify the period of the billing, and forward the billing to the accounting office for payment.

City and county officials shall be instructed not to send billings to the institution because the danger exists that persons who should not know the inmate's location may become aware of it through the billing.

62050.3.4 Confidentiality of Location

An inmate's OTCP movement and the location are confidential. Only those persons who have a legitimate need-to-know may be informed of movement schedules and the inmate's new location. Any persons inquiring as to the inmate's location shall be referred to the Assistant Director, LEIU.

62050.3.5 Records

The inmate's records and files shall be retained by the sending institution until the inmate is returned to a departmental facility. The Assistant Director, LEIU, shall notify the institution's CCRM and C&PR when the inmate is returned to a Department institution or has been transferred to another jurisdiction.

C-File

In the inmate's C-File, the CDC Form 112, Chronological History, the institution locator files and data entry to OBIS shall be posted with "OTCP" (in the same way that out-to-court cases are posted) and the date of transfer to OTCP status. The inmate's specific location shall not be shown on any record maintained by the institution, except as may be specifically authorized by the Assistant Director, LEIU.

BPT (BPT, Board) Calendar

The inmate remains in the technical custody of The Director and the sending institution while on OTCP status and shall be carried on the institution's BPT calendar. The CCRM shall notify the Assistant Director, LEIU, of any scheduled Board hearings and release dates of inmates on OTCP status at least 60 days before the scheduled event.

Mail

Any mail and other material received or prepared by an institution for an inmate on OTCP status shall be forwarded to the Assistant Director, LEIU.

62050.3.6 Return to Department Custody

When the OTCP is no longer required and the inmate is returned to the Department's facilities, the Assistant Director, LEIU shall refer the case to the Chief, Classification Services, with a recommendation for housing.

If the inmate is returned to the sending institution, the movement shall not be reported on the institution's Daily Movement Sheet. The inmate's C-file, CDC Form 112, institutional location cards, and data entry to OBIS shall be posted "returned from OTCP" and date of arrival.

Record Keeping

If the inmate is returned to another institution, both institutions shall report the movement as a routine transfer between institutions. The receiving institution shall post the CDC Form 112 in the inmate's C-file as being received from the sending institution by OTCP.

When an inmate on OTCP is transferred to another state or to a federal institution, the movement shall be reported as an administrative transfer to FSP.

62050.4 Restricted Housing Unit (RHU)

Location

A section of CCI's AD-SEG has been set aside as a high security unit for the housing of departmental protective custody, special interest, cases. The unit is referred to as a RHU to emphasize its highly restricted nature.

62050.4.1 Approval for Placement

The unit shall not be utilized for the AD-SEG, DD or temporary holding of any inmate without the prior approval of the Assistant Director, LEIU. The unit shall not be an option for consideration by classification committees or CSRs in recommending or approving inmate transfers.

Inmate transfers to and from the RHU require the approval of the Assistant Director, LEIU.

62050.5 County Safekeepers

Authorization

Pursuant to PC 4007, the Department may confine certain prisoners in its facilities, for any county in California.

62050.5.1 Threat of Forced Removal

When there is belief that a prisoner might be forcibly removed from a county jail, the sheriff may transport the prisoner to any departmental institution for safekeeping.

Warden Acceptance

The Warden shall accept and detain such cases until removal is ordered by the superior court of the county from which the person was delivered. Immediately upon receiving such a prisoner, the Warden shall notify the Director in writing. There is no PC provision for reimbursement for such cases.

62050.5.2 Threat to Persons, Jail Property or Health

When there is belief that a group of prisoners in a county jail are acting in concert and are a threat to others in the jail or are likely to cause substantial damage, with the consent of the Director, the court may, upon request of the county sheriff, designate the confinement of such prisoners in a departmental institution.

The court shall calendar the matter for a hearing within 48 hours of the order or the next judicial day to determine if it shall continue or rescind the order. The prisoner is entitled to be present and to be represented by counsel at the hearing. The court may modify or vacate such order at any time.

The rate of compensation for that confinement within a California State prison or facility shall be established by the Department and shall be a charge against the county making the request for confinement.

Prisoner Placement Consent

The Warden is delegated to act for the Director in consenting to the prisoner's placement in the institution.

62050.5.3 Medical and Psychiatric Records

The medical records of county prisoners accepted for safekeeping shall, when possible, be forwarded to the institution designated to receive the prisoner prior to the transfer. In emergency transfers, the records may be delivered with the prisoner.

Any psychiatric/psychological reports or case information that will aid the institution in handling the safekeeper shall be sent with the medical reports. This shall be agreed upon as a condition of acceptance.

62050.6 Inmates With Death Sentences

Reception, Condemned Males

SQ is the reception center for all male inmates with a death sentence unless the Director has designated another institution as the place of reception. Death sentence inmates shall not be transferred to any other institution

without the prior approval of the DRB and the Director. Exceptions may be made for temporary transfer to CMF for urgent or emergency medical treatment with prior approval of the Director, Chief Deputy Director or Deputy Director, Institutions.

Reception, Condemned Females

The CIW is the reception center for all female inmates with a death sentence. Upon exhaustion of her appeal and by order of the Deputy Director, Institutions, a female inmate sentenced to death shall be transferred to SQ within three days of her execution date.

62050.6.1 Processing

The Warden shall ensure that an Institutional Staff Recommendation Summary is prepared within 90 days of the inmate's arrival. A copy of each summary shall be forwarded to the Chief, Correctional Case Records Services.

62050.6.2 Informing The Director/Governor

The Warden shall keep the Deputy Director, Institutions Division, the Director and Governor informed of any developments pertinent to condemned cases.

Records Processing

Summaries, reports and notice of any judicial, administrative or executive action taken in death sentence cases shall be forwarded to the Director, by the Deputy Director, Institutions Division. Information concerning appeals filed by the inmate shall include, if possible, the names of the attorneys of record and any other information available from documents filed with the institution and shall also be transmitted to the Director, by the Deputy Director, Institutions Division. The Director shall forward one copy of the above material to the Governor, by the Legal Affairs Secretary, and to the BPT. One copy of the above material shall also be forwarded to the AG's Office in San Francisco by the Warden.

62050.6.3 Commutation

An inmate whose death sentence is commuted shall be transferred to a Reception Center to complete case processing.

The DRB shall determine the inmate's institution placement.

62050.7 Inmates Serving Life Terms

Murder 1st, Life W/O Possibility of Parole (LWO) Cases

Inmates serving an LWO sentence shall be housed in a Level IV institution. Any exceptions to this placement shall be by DRB action.

Institutions with other than a Level IV designation housing LWO inmates shall review these cases annually to determine if case factors continue to support their current placement.

62050.7.1 25-to-Life and Long-Term Determinate Cases

Inmates serving a 25-to-life or long-term determinate sentence may be placed in a Level III institution unless any of the following factors are present:

- High notoriety or special interest cases involving extreme violence or extensive sexual assault. A special interest case is defined as one which received extensive media coverage, beyond the locale of the offense or trial.
- A history of multiple walkaways or an escape or attempted escape with force or the threat of force from an armed perimeter.
- A history of serious behavioral problems during the current term or prior term.
- A commitment offense which involves multiple murders, a 25-to-life sentence with enhancements which exceed three years or a maximum Determinate Sentencing Law term for more than 39 years, unless three years with good behavior have been served.
- Any outstanding felony holds/detainers, unless three years with good conduct have been served on the term.

62050.7.2 7 or 15-to-Life and Long-Term Cases

New arrivals serving a sentence of seven to life or 15 to life are endorsed by a CSR at the reception center for appropriate level placement.

Medical/Psychiatric

Inmates requiring medical or psychiatric treatment who are completing a life term, shall be placed at an institution specifically staffed for this treatment.

62050.7.3 Exclusion of Life Inmates From Level I or II Placement

An inmate serving any life term whose classification score has reached either level I or level II designation shall not be approved for placement in a Level I or II institution if one or more of the following factors exist.

- The commitment offense is for multiple murders, crimes of unusual violence or execution-type murders and received high notoriety.

- They have other sentences, enhancements or holds which constitute a term of 5 years or more.
- The inmate's case history includes multiple walkaways or escape from a secure perimeter or escape with force or threat of force.
- An inmate serving a life term without an established parole date of three years or less shall not be housed in a Level I institution or assigned to a program outside a security perimeter.
- An inmate serving a life term whose classification score has not reached level I or level II classification level shall not be placed in a level I or II facility except by DRB action.

62050.8 Parole Violators (PV)

Surrendering at Institution

When a parolee reports to an institution and requests admittance, they shall be interviewed by staff, preferably a Correctional Counselor prior to classification. Facts concerning their original offense, length of time on parole, criminal or technical violations while on parole and reason for the surrender shall be determined. Institutional staff shall ascertain that the person is a parolee by referring to institutional records or contacting:

- The Identification & Warrants Unit at (916) 445-6713 or ATSS 485-6713.
- The P&CSD's unit office under which the person was supervised.
- The regional parole office having jurisdiction over the office where the person was on parole.

The sheriff or chief of police of the nearest city shall be requested to take the parolee into custody pending disposition by the P&CSD.

62050.8.1 Departmental Bus

Arrangements for the departmental bus to pick up technical PVs at county jails located along the normal routes may be made by the Deputy Director, P&CSD, with the Chief Transportation Officer. These PVs shall be immediately transferred to the designated reception center, depending upon the parole region of assignment.

62050.8.2 Voluntary and Emergency Medical/Psychiatric Care

Whenever a parolee requires medical care, it shall ordinarily be provided by private physicians and facilities in the community. Costs for such care shall be provided by the parolee's own resources or community welfare funds.

If the parolee is without sufficient funds, every effort shall be made to establish their eligibility for financial assistance (such as Medi-Cal) to enable utilization of local resources. Return to prison for health care services that are normally available in the community shall be utilized only if all other efforts to obtain health care fail.

Medical/Surgical/Dental Cases

When a parolee requires medical, surgical, psychiatric or dental care of an emergency nature, and all efforts to obtain community services have failed, the parolee may consent to be returned to a correctional institution. The parole unit supervisor or designee shall contact the CMO, Medical Officer-of-the-Day (MOD) or Chief Psychiatrist of the institutions designated:

- Males to CIM, California Mens Colony - East (CMC-E), CMF or females to CIW.

If the patient's condition does not permit transfer to one of the above facilities, any institution may be utilized. On the next business day, the BPT shall be notified of the return.

Psychiatric Cases

Males from Parole Regions I and II are placed at CMF.

Males from Parole Regions III and IV are placed at CIM-RCC for initial custody/treatment screening prior to transfer to CMF or CMC-E or CIM. Females from Parole Regions I through IV are placed at CIW.

Transfer Requests

Transfers shall be made during regular work hours. When necessary to effect a move during other than normal hours (nights, weekends or holidays), approval for the acceptance of a parolee shall rest with the institution's Administrative Officer-of-the-Day and/or the MOD.

The administrator who approves an emergency transfer shall follow up by notifying the institution's C&PR on the next workday for purposes of attaining necessary records and to ensure the case is brought to the attention of the BPT.

When the parolee is medically cleared the C&PR of the holding institution shall notify the parolee's district administrator to effect removal from the institution by reinstatement on parole or other appropriate action. Such notification shall be made a matter of written record.

62050.8.3 Escapees

Escapees returned to the Department shall be processed as follows:

- Escapees from CRC and CIM shall be housed in the Reception Center, Central at CIM. However, the case shall be processed by staff of the institution from which the inmate escaped.
- All other escapees shall be returned to and processed at the institution from which they escaped.

62050.9 BPT Transfer Requests**Inmate Diagnosis and Treatment**

The BPT may request that the Director transfer an inmate when its review of a case determines the transfer is advisable for further diagnosis or treatment. The Department shall comply with the request where diagnostic facilities are, or become, available unless such a transfer violates the Department's policy or would threaten institutional security.

The BPT shall be advised of any determination that precludes such a transfer at the earliest reasonable time. It is the responsibility of the C&PR to advise the BPT if the request cannot be fulfilled.

CSR/DRB Review

If a CSR determines that the BPT request would violate departmental policy or present a security risk, they shall indicate this determination on the CDC Form 128-G, General Chrono, and request that the institution refer the case to the DRB. The C&PR shall advise the BPT if the request would violate departmental policy or present a security risk. If the BPT reaffirms its decision, a DRB referral shall be processed.

If the DRB determines the request is appropriate, a copy of its decision shall be sent to the referring institution. If the request is determined to be inappropriate, then that decision, including rationale, shall be noted on a CDC Form 128-G, and a copy shall be sent to the referring institution and BPT Chairman.

62050.9.1 BPT Placement Requests**Processing**

A BPT recommendation for placement of an inmate in a departmental program for diagnosis or treatment shall be entered on BPT Forms 1010 and 1001.

The counselor shall schedule the inmate for post-board classification and discuss the BPT request with the inmate.

If the inmate agrees with the request and there is no problem in satisfying the request, the case shall be referred to a CSR.

If the inmate refuses to participate, the committee shall note their refusal on the CDC Form 128G and bring the refusal to the BPT's attention at the inmate's next regularly scheduled Board hearing.

62050.10 Special Housing Assignments**Policy**

The Department shall provide secure housing apart from its general inmate population for the supervision and control of those inmates who endanger institutional security or the safety of themselves or others. Such housing is defined as AD-SEG and specifically the units shall be designated per the following sections:

62050.10.1 Special Housing - Temporary

AD-SEG - Temporary: Provides housing during the period of initial segregation pending the outcome of an investigation and placement by classification action.

AD-SEG provides secure housing upon the initial period of separation from the general population for any reason until a classification committee has determined whether the inmate's placement should be in a specialized housing unit or in the general population.

62050.10.2 AD-SEG Housing

Each institution shall designate and have approved by the Deputy Director of Institutions, a maximum number of beds for AD-SEG in a secure facility section as follows:

- Housing shall be in a secure designated unit with custody established at no lower than Close B.

Note: The reception center at CIM shall provide such housing for CRC.

62050.10.3 AD-SEG Criteria

Placement in AD-SEG shall be limited to those cases where reasons exist that the inmate's continued presence in the general population would do any of the following:

- Endanger the security of the institution.
- Jeopardize the integrity of a serious misconduct or criminal investigation.

- Endanger the safety of the inmate or others.

62050.10.4 Confidential Information Verification/Disclosure

An inmate shall not be placed or retained in segregation on the basis of undisclosed information unless staff verifies that to identify the source of information would endanger the safety of the source or institutional security.

When confidential information is used to place or retain an inmate in AD-SEG or to support charges on a CDC Form 115, Rules Violation Report; a Confidential Information Disclosure (CDC Form 1030) shall be prepared [refer to DOM 61020]. A copy of the confidential information disclosure form will be given to the inmate at least 24 hours prior to the initial AD-SEG classification review or the disciplinary hearing. The document shall reveal as much information as possible without identifying the source. The document shall evaluate the reliability of the source and a statement of the reasons why the identity of the source is not disclosed.

62050.10.5 AD-SEG Procedure**Reason for Placement**

All determinations affecting an inmate's placement, degree of custody, or program while in AD-SEG shall be through the classification process.

Authority to order an inmate's placement shall not be delegated below the level of lieutenant except when lower level staff is the highest-ranking official on duty.

Within 48 hours of AD-SEG placement, a staff member not less than a lieutenant or CC-II shall provide the inmate with a CDC Form 114 D, Order and Hearing for Placement in Segregated Housing; or CDC Form 115 which documents a clear and specific reason for their removal from the general population.

Within two work days following an inmate's placement in Ad-Seg, staff designated at not less than the level of captain shall review the order portion of the CDC Form 114-D to make a determination regarding retention in AD-SEG.

62050.10.6 Institutional Classification Committee (ICC) Review

An inmate's placement in temporary AD-SEG shall be reviewed by the ICC within ten days of receipt in the unit. ICC shall determine whether to retain in temporary segregation or release to the general population. ICC shall review the inmate at least every 30 days thereafter until the inmate is released from temporary segregation.

62050.10.7 CSR Review

ICC shall refer for CSR review and approval, any case retained in temporary AD-SEG for more than 30 days. ICC shall make a recommendation concerning continuance in temporary segregation pending completion of an investigation, resolution of court proceedings or transfer to another facility. ICC shall designate an anticipated length of time needed to complete the investigation or court process.

62050.11 PHU

PHUs provide secure housing for inmates whose safety would be endangered by general population placement.

62050.11.1 PHU/Custody Designation

PHUs shall be designated housing for inmates which custody requirements have been established at no lower than Maximum B custody.

62050.11.2 PHU/Criteria

An inmate whose safety would be endangered by general population placement may be placed in the PHU providing the following criteria are met.

- The inmate does not require specialized housing for reasons other than protection.
- The inmate does not have a serious psychiatric or medical condition requiring prompt access to hospital care.
- The inmate is not documented as a member or an affiliate of a prison gang.
- The inmate does not pose a threat to the safety or security of other inmates in the PHU.
- The inmate has specific, verified enemies as identified on CDC Form 812 (Notice of Critical Case Information - Safety of Persons) likely to and capable of causing the inmate great bodily harm if placed in general population.
- The inmate has notoriety likely to result in great bodily harm if placed in the general population.
- There is no alternative placement which will ensure the inmate's safety and provide the degree of control required for the inmate.

- It has been verified that the inmate is in present danger of great bodily harm.

The inmate's uncorroborated personal report, the nature of the commitment offense, or record of prior protective custody housing shall not be the sole basis for PHU placement.

62050.11.3 CSR Review

Each classification committee recommendation for PHU placement shall be presented to the next available CSR. Alternative placement shall be approved or the case deferred for presentation to the designated PHU CSR.

62050.11.4 Emergency PHU Placement by CSR

Approval by the designated PHU CSR is required for all PHU placements. Emergency transfer approval may be granted by the Classification Services duty officer by FAX to avoid unusual delays. A copy of the emergency FAX approval shall be routed to the designated PHU CSR by the Classification Services duty officer.

Inmates in PHU who are recommended by a committee for alternative placement shall be processed in the same manner as a routine transfer and do not require endorsement by the designated PHU CSR.

62050.12 Psychiatric Services Unit (PSU)

Revised February 16, 2007

A PSU provides secure housing and care for inmates with diagnosed psychiatric disorders not requiring in-patient hospital care, whose conduct threatens the safety of themselves or others.

62050.12.1 PSU Criteria

Revised February 16, 2007

Criteria for placement in PSU is as follows:

- The inmate shall be diagnosed as suffering from a major psychiatric disorder but not disabled to the extent requiring hospitalization.
- The inmate's conduct poses a serious threat to the safety of themselves or others if housed in the general population.
- The inmate is capable of participating in unit or group activity without undue risk to the safety of themselves or others.

62050.12.2 CSR Approval

Revised February 16, 2007

Inmates who require PSU housing and meet the established criteria, shall be referred by a classification committee to a CSR for PSU placement. The referral shall include a CDC Form 128-C, Medical Chrono, indicating the psychiatric disorder diagnosis and recommended placement.

Approval by the designated CSR is required for PSU placement.

62050.12.3 Alternative Placement

Revised February 16, 2007

Inmates in the PSU who are recommended by a committee for alternate placement shall be processed in the same manner as a routine transfer request, except that a current CDC Form 128-C is required for the CSR's review.

62050.13 SHU

SHUs provide secure housing for inmates whose conduct endangers the safety of others or the security of the institution.

Inmates assigned to SHU shall be designated Maximum A or Maximum B custody.

62050.13.1 Release From SHU

An inmate shall be released from SHU upon expiration of their Minimum Eligible Release Date (MERD), if any, or after twelve (12) months of consecutive confinement, whichever is shorter, unless before the MERD or period expires they are afforded all the hearing rights that attend initial placement in segregation.

62050.13.2 SHU Criteria

An inmate shall be placed in SHU if:

- The inmate has requested segregation for their own protection and the need can be substantiated by appropriate staff.
- The inmate is newly arrived at the institution and more information is needed to determine whether the inmate may be incompatible with any element of the general population. No inmate shall be involuntarily segregated for this reason for more than ten (10) days.
- The inmate has been found guilty of a disciplinary offense sufficiently serious to warrant confinement for a fixed term in segregation, and the term is fixed in conformance with the SHU Term Assessment Chart.

- The inmate's continued presence in general population would severely endanger lives of inmates or staff, the security of the institution or the integrity of an investigation into suspected criminal activity.

62050.13.3 SHU Placement/Undisclosed Confidential Information

An inmate shall not be placed or retained in a SHU on the basis of undisclosed information.

62050.13.4 Withholding Confidential Information at Placement Hearing

The identity of any person providing information cited in support of placement or retention of an inmate in a SHU may be withheld at the hearing only if disclosure would endanger the safety of the source or institutional security.

62050.13.4.1 Statement of Reliability

In any instance where the identity of the source is withheld, the inmate shall not be placed or retained in a SHU in absence of a CDC Form 1030, available to the inmate, setting forth an evaluation of the reliability of the source and a statement of the reasons why the identity of the source is not disclosed.

62050.13.5 Procedures/Institutions Without SHU

The ICC shall recommend appropriate cases for an indeterminate period of confinement or shall establish a determinate term and present the case to a CSR within 30 days of AD-SEG placement, but in no case later than 45 days. Inmates in AD-SEG endorsed for and awaiting transfer to a SHU shall be deemed a SHU inmate.

Each institution shall establish a determinate period of confinement in SHU for serious offenses that occurred at that facility.

62050.13.6 Procedures/Institutions With SHU

The Unit Classification Committee (UCC) shall assign the appropriate custody for inmates endorsed for SHU from other institutions.

The UCC shall assign the appropriate custody and recommend a determinate term or indeterminate status when the conduct causing the inmate's placement occurred at that institution.

62050.13.7 SHU Placement Review by UCC

The UCC shall also recommend the commutation, suspension or release from a determinate term and the imposition, retention or release from indeterminate status and the assessment of a subsequent SHU term if it is viewed as appropriate.

62050.13.8 ICC Review of SHU Placement

The ICC shall place the inmate on indeterminate SHU status or establish a determinate term when the conduct causing the inmate's placement occurred at the institution.

62050.13.9 Release From SHU After 12 Months

The ICC shall also act to retain or release SHU inmates who complete a determinate term or 12 months of SHU confinement.

62050.13.10 CSR – SHU Review

Such cases shall be referred by ICC to a CSR within 30 days, but no later than 45 days from initial placement or the recommendation to release or retain the inmate in SHU. The CSR referral shall include a placement recommendation.

62050.13.11 Resolving CSR Disagreements With ICC

The CSR shall refer the case to the Chief Deputy Warden for review if there is a difference of opinion with the ICC action.

62050.13.12 SHU – DRB Actions

Differences of opinion not resolved by the Chief Deputy Warden shall be submitted to the Chief, Classification Services, in Departmental Review Board format for resolution.

62050.13.13 SHU Terms

Establishing Terms

SHU terms shall be established by ICC using the SHU Term Assessment Chart and the following forms: CDC Form 629C, Factors in Mitigation or Aggravation, CDC Form 629A, SHU Term Assessment Worksheet, CDC Form 629B, Assessment of Subsequent SHU Term Worksheet, and the CDC Form 629D, SHU Time Computation Table.

62050.13.13.1 Establishing SHU Term at Expected Range

The term shall be set at the expected term for the offense in the absence of mitigating or aggravating factors. Deviation from the expected term shall be supported by documentation of circumstances in aggravation or mitigation on the CDC Form 128-G.

62050.13.14 SHU Computation on CDC Form 629-A

The terms shall be recorded on CDC Form 629-A using the SHU Time Computation Table which incorporates one quarter Good Time Credit in the term. The computation establishes a maximum release date and a MERD. A copy of the CDC Form 629-A shall be given to the inmate.

62050.13.15 Documenting SHU Terms on CDC Form 629-B

Serious misconduct while in SHU may result in a determinate term for inmates on indeterminate status, or loss of clean conduct credits or an additional SHU term for those serving determinate terms. An additional term may be concurrent or consecutive and shall be recorded on CDC Form 629-B with a copy to the inmate. Such cases do not require CSR review.

62050.13.16 Establishing Consecutive SHU Terms

Consecutive SHU terms shall only be assessed for offenses that occur after establishing the initial SHU term. Any offense(s) that occur(s) in AD-SEG awaiting computation of the initial determinate term shall be assessed on the CDC Form 629-A.

62050.13.17 Commuting MERDS by ICC and CSR Referral

The ICC may commute or suspend any portion of a determinate term. Once commuted, the term shall not be re-imposed. If suspended, the period of suspension shall not exceed the length of the original term imposed. When either action occurs, the case shall be referred to a CSR with a placement recommendation.

62050.13.18 SHU Classification Review

The UCC shall conduct classification hearings on all indeterminate cases to determine the need for SHU retention in 120-day intervals.

62050.13.19 CSR Annual Review of SHU Indeterminate Cases

When alternate placement is possible, the UCC shall refer the case to a CSR with a recommendation. The ICC shall review all indeterminate cases and refer them to the CSR at least annually for alternate placement consideration.

62050.13.20 UCC 30-Day Review of Determinate SHU Cases

The UCC shall conduct hearings on all determinate cases at least 30 days prior to their MERD expiration or during the eleventh month from the date of placement, whichever comes first.

62050.13.21 SHU Retention/Due Process

Inmates who are being considered by a UCC for SHU retention beyond 12 months shall be afforded all the hearing rights that attend initial AD-SEG or SHU placement.

62050.13.22 Serving SHU Terms in Approved SHU Facilities

Determinate SHU terms shall only be served in a departmentally approved SHU or a facility specifically designed for that purpose.

62050.13.23 ICC/Suspension of SHU Terms

When an inmate is found guilty of an offense listed in the SHU Term Assessment Chart and the ICC does not believe placement in SHU is warranted based on the circumstances of the offense, or other factors, it shall establish a term of confinement and commute or suspend the term.

62050.13.24 ICC Review of Incomplete SHU Terms

Parolees Returned to Prison

When an inmate paroled while serving a determinate term, the remaining time on the term is automatically suspended. When an inmate returns, either as a PV or with a new prison commitment, ICC shall evaluate the case for re-imposition of the suspended determinate term. If re-imposed, the term shall not exceed the time remaining on the term at the time of parole.

62050.14 Illegal Aliens (Transfer/Release)

Male inmates who are illegal aliens shall be transferred to SQ or RJD 30 to 45 days prior to their scheduled release date. Transfers shall be accomplished to facilitate deportation hearings by Federal Immigration Judges in compliance with the Immigration Control and Reform Act of 1986.

Transfer Endorsements

The institution C&PR shall review and endorse the transfer of identified illegal alien inmates to SQ or RJD for the purpose of Federal Immigration Hearings. These inmates will not require C&PR review and endorsement.

Placement

Inmates initially processed into Department from reception centers at CIM or CCI shall be transferred to RJD. Inmates initially processed into the Department from all other Department reception centers shall be transferred to SQ.

Female Aliens

Female inmates who are illegal aliens will be processed into the Department, receive deportation hearings, and released from either the CIW, NCWF or CRC.

62050.14.1 Illegal Aliens (Excluded)

Illegal aliens who are civil commitments or are housed in a SHU, PHU, pending a serious CDC 115 or have a felony hold, shall not be subject to transfer for deportation proceedings.

62050.14.2 Illegal Aliens (Records)

The C-files of illegal alien inmates transferring shall be audited by the sending institution and contain all completed documents required to process the inmate's parole.

62050.15 CIW Support Care Unit (SCU)

The SCU is an unlicensed facility intended to provide housing for inmates who are in remission from mental illness and those who are incapable of participating in the regular institution program. Inmates housed in the SCU will be provided a program that includes occupational therapy and group counseling.

Inmates with acute mental illness shall be referred for treatment to Metropolitan State Hospital.

62050.16 Revisions

The Deputy Director, Institutions, or designee shall ensure that the contents of this section are accurate and current.

62050.17 References

PC §§ 1202(a), 3200, 3404, 3700.5, 4007, CCR Article 7.

ARTICLE 10 — BEHAVIOR MANAGEMENT UNIT

Effective April 2, 2009

62060.1 Policy

It is the policy of the Department to provide alternate General Population (GP) housing and programming for those inmates who are deemed program failures, who participate in organized criminal activity (gang activity), who refuse to participate in racial integration when otherwise eligible for such housing, who refuse to double cell, and those released from the Administrative Segregation Unit/Security Housing Unit (ASU/SHU).

62060.2 Purpose

The purpose of the Behavior Management Unit (BMU) program is to modify recalcitrant inmate behavior, eliminate and reduce the opportunity to repeat the behavior, and provide non-disruptive inmates the ability to program without continual interruption, due to the behavior of a smaller, more disruptive segment of the inmate population.

62060.3 Implementation

Inmates must be referred to a Classification Committee for placement into the BMU. The Classification Committee acts to review those inmates who are currently or may become participants in the BMU. An inmate may be placed in the BMU for one or more of the following reasons:

• **Program Failure**

Program failure, as defined by the California Code of Regulations (CCR), Title 15, Section 3000.

• **Security Housing Unit (SHU) Offense as defined in CCR, Section 3341.5**

If an inmate has been found guilty of an offense for which a determinate term of confinement has been assessed, whether imposed or suspended, or whose in-custody behavior reflects a propensity towards disruptive behavior, the inmate may be referred to a classification committee for placement in the BMU.

Inmates currently serving a determinate SHU term whose in-custody behavior reflects a propensity towards disruptive behavior, which otherwise would not be eligible for additional SHU term assessment, shall be considered by the Institutional Classification Committee (ICC) for placement in a BMU upon completion or suspension of the SHU term.

Inmates that have reached the Minimum Eligible Release Date (MERD) and have demonstrated an unwillingness to program in the general population may be reviewed by the Classification Committee for BMU placement consideration.

• **Gang Related Activity**

Any pattern, which consists of two or more documented behaviors which indicates an individual's participation in gang related activity, may be grounds for placement in the BMU. Gang related activity is defined as behavior which indicates an inmate's participation in a gang, prison gang, street gang or disruptive group as defined in CCR, Section 3000. Examples of this type of behavior include, but are not limited to:

• Participating in gang related riots.

- Participating in gang related batteries or physical assaults.
- Distribution of property, material, or items in an effort to generate revenue for the purpose of financing/furthering the prison gang or street gang's illegal activity (e.g. drug trafficking, extortion, etc).
- Evidence of attempts to recruit others to participate in prison gang or street gang activities.
- Participating, directly or indirectly, in any misconduct that could be related to a specific type of gang behavior (e.g. cadence, flagging, sagging, possession of gang graffiti, etc).
- A history of participating in disruptive behavior or inciting violence and unrest.
- Management Concern, as defined in CCR, Section 3000.

62060.4 Classification Committee Hearing

Inmates who meet the criteria for placement in the BMU program per Section 3334 shall be reviewed by a Classification Committee after initial placement in the BMU program. The Classification Committee shall review and approve the step change for each BMU inmate as recommended by BMU staff not less than every 30 days.

The Classification Committee shall be responsible for providing the inmate with notification of the rules and intent of the BMU program. The CDC 128-G, Classification Chrono, shall clearly state that the inmate was informed of the reason for placement, the length of placement, and any additional action the inmate must take to successfully complete the BMU program.

62060.4.1 Initial BMU Placement

Initial BMU placements shall be for a minimum of 90 days beginning on the date of reception into the BMU.

62060.4.2 Subsequent BMU Placements

Minimum of 180 day BMU placement beginning on the date of reception into the BMU.

Inmates who require subsequent placement will be monitored by BMU staff to ensure program compliance. If an inmate refuses to participate as required, the Classification Committee will review for possible program rejection.

62060.5 Individualized Training Plan

The Classification Committee shall complete an initial assessment and develop an Individualized Training Plan (ITP) within 14 days of placement into BMU. The ITP will be based on each inmate's reason(s) for placement as outlined in CCR, Section 3334(b).

Inmates shall be expected to meet the requirements established by the Classification Committee as outlined in the ITP.

Inmates must remain disciplinary free and complete the ITP as directed by the Classification Committee before being released from the BMU. The ITP may include, but is not limited to, participation in departmentally approved cognitive behavior programs, and/or participation in self-help groups.

In each case of the BMU placement, release from the BMU is based upon completion of the ITP established by the Classification Committee.

Inmates retained in the BMU for failure to meet ITP requirements may have their BMU retention period extended. Inmates who have been retained beyond their initial placement period shall have their status reviewed every 30-days by a Classification Committee.

62060.6 Work Group/ Privilege Group Designations

All inmates placed into the BMU will be designated a Work Group (WG), consistent with CCR, Section 3044, and as determined by the Classification Committee effective the date of placement.

Regardless of the WG, the designated Privilege Group (PG) for Step 1 and Step 2 shall be C. The designated PG for Step 3 shall be B.

All Work/Program assignments for BMU inmates shall be restricted to and located in the BMU.

62060.6.1 Privileges and Expectations Step Process

The Classification Committee will determine if the inmate has successfully completed their ITP requirements or failed to meet their requirements. Inmates who have met their ITP requirements shall be eligible to advance to the next step of the BMU program. Inmates who have not met their ITP requirements shall be reviewed for appropriate step placement.

Step 1: Initial Placement – WG A1, A2, B or C and PG C status: Authorized emergency phone calls only, one-fourth the maximum monthly canteen draw allowance, a minimum of ten (10) hours out-of-cell time per week, which includes yard, dayroom, workshops, self-help group activities as limited by physical design, local institution security and facility needs, and non-contact visits. Inmates must be afforded at least five hours per week of access to

recreation on an outdoor exercise yard. If the inmate meets the goals of the ITP, he will advance to Step 2.

Step 2: WG A1, A2, B or C and PG C status: One (1) phone call per month, one-fourth the maximum monthly canteen draw allowance, a minimum of ten (10) hours out-of-cell time per week, which includes yard, dayroom, workshops, self-help group activities as limited by physical design, local institution security and facility needs, and non-contact visits. Inmates must be afforded at least five hours per week of access to recreation on an outdoor exercise yard. If the inmate meets the goals of the ITP, he will advance to Step 3.

Step 3: WG A1, A2, B and PG B status: One (1) phone call per month, one-half the maximum monthly canteen draw allowance, a minimum of ten (10) hours out-of-cell time per week, which includes yard, dayroom, workshops, self-help group activities as limited by physical design, local institution security and facility needs, and contact visits. Inmates must be afforded at least five hours per week of access to recreation on an outdoor exercise yard. If the inmate meets the goals of the ITP, he will advance to Step 4.

Step 4: Upon completion of the ITP, inmates will be returned to traditional GP housing.

Failure to progress in the stepped process shall be grounds for rejection from the BMU Program and a review by the Classification Committee for placement on WG C PG C status. Inmates may not remain in the BMU for more than 180 days without participation. Once the inmate is rejected from BMU by the Classification Committee, he shall be retained on C status and rehoused commensurate with his custody level. Inmates who have been rejected from the program shall not be placed in any other General Population work or program assignment until they have successfully completed their ITP in the BMU.

Inmates who have been rejected from the BMU program must submit a written request to their Correctional Counselor I for readmission to the program and shall be reviewed by a Classification Committee.

62060.7 Authorized BMU Property

Inmates shall possess only the listed items of personal property while assigned to the BMU:

- Ring (Wedding band, yellow or white metal only. Not to exceed \$100 maximum declared value, and may not contain a set or stone), one.
- Religious Medal and Chain (not to exceed \$100 maximum declared value, chain not to exceed 18 in length, obtainable as a set only. Chains may not be purchased separately from medal), one.
- Religious Items (as approved by the local religious review committees, e.g. kufi caps, yarmulkes, prayer rugs, etc.).
- Books, Magazines, and Newspapers (paperback or hardback with cover removed only. Limit does not apply to legal materials), ten.
- Prescription eyeglasses, clear lens only, one (as prescribed by a physician) pair.
- Tennis Shoes (no shades of red or blue, low, mid, or high tops are permitted. Must be predominantly white in color. Shoe laces white only. Not to exceed \$75.00. No hidden compartments, zippers, or laces that are covered or concealed. No metal components including eyelets), one pair.
- Shower shoes (foam or soft rubber, single layer construction, not exceeding 1" in thickness), one pair.
- Briefs (white only), ten pairs.
- Gloves (cold weather gloves upon approval of Warden, no zippers, pockets, or metal), one pair.
- Watch Cap (white or grey only), one.
- Rain Coat/Poncho (transparent only), one.
- Socks (white only, any combination of short to knee-high), seven pairs.
- Under Shirts (white only, any combination of crew neck, v-neck, long sleeve or sleeveless athletic tank-top. Turtle neck and mock turtle neck are not permitted), five.
- Dental Adhesive (for approved denture wearers only), two.
- Dental Flossers/Gliders (no more than 3" in length, amount allowed in possession to be determined by local institutional procedure).
- Dental Cleanser, one box.
- Deodorant/Antiperspirant (stick or roll-on, must be clear and in clear container only), four.
- Medications, Over-The-Counter (OTC) (only those OTC medications permitted by the Division of Correctional Health Care Services shall be

stocked by institution canteens, OTC medications are not approved for inmate packages).

- Mouthwash (non-alcoholic only), one.
- Palm Brush/Comb (no handle, plastic only), one.
- Razor, Disposable (not permitted in Level IV 180 design housing), five.
- Shampoo, one.
- Shaving Cream (non-aerosol), one.
- Soap Bar, six.
- Soap Dish (non-metal), one.
- Toothbrush (subject to local determination of maximum length, local facility is required to shorten if necessary, to meet local requirements), one.
- Toothbrush Holder (plastic only, may only cover head of toothbrush), one.
- Toothpaste/Powder (toothpaste must be clear and in clear container), one.
- Washcloths (white only), two.
- Address Book (paperback only, 3" x 5" maximum), one.
- Ballpoint Pens (non-metal, clear plastic only), one.
- Bowl (construction material to be approved by Division of Adult Institution (DAI), maximum of 8" in diameter), one.
- Can Opener (restricted from Level IV housing), one.
- Legal Pads/Tablets and Notebooks (no spiral bound), one.
- Envelopes, Blank and/or Pre-Stamped, forty.
- Envelopes, Metered (indigent inmates only), five.
- Legal material, as authorized per Section 3161.
- Photos/Portraits (maximum of 8" x 10"), fifteen.
- Reading Glasses-Non Prescription (magnifying glasses), one pair.
- Stamps (U.S. Postal only), forty.
- Stationery (for written correspondence, may be decorated and have matching envelopes), fifteen sheets.
- Tumbler (construction material to be approved by DAI, 16 ounce or less), one.
- Health Care Appliance (Dr. Rx. Only. Not subject to the six-cubic foot limit).
- Canteen items, not to exceed one month's draw of assigned privilege group.

Inmates in the BMU shall possess personal property as authorized in CCR, Section 3190(c) and 3334(g)(1).

All personal property shall be disposed of as provided in CCR, Section 3191(c), except as provided for in DOM, Section 62060.7.1 below.

62060.7.1 Unauthorized BMU Property

Inmates assigned to the BMU upon the initial placement will have their personal property, not identified as authorized BMU property outlined in DOM, Section 62060.7 stored, provided:

- Initial BMU placement is for no more than 90 days.
- The inmate participates in the BMU program and progresses to the next step at each 30 day review as outlined in 62060.6.1 above.
- The inmate does not receive any property related disciplinary violations while in the BMU program.

Should the inmate fail to comply with the provisions above, all unallowed personal property not identified as authorized BMU property outlined in DOM, Section 62060.7 shall be disposed of as provided in CCR, Section 3191(c).

Inmate's assigned to the BMU upon the second or subsequent placements shall have all personal property, not outlined in DOM, Section 62060.7, disposed of as provided in CCR, Section 3191(c).

62060.8 Religious Services

All religious services will be conducted in-cell or in the designated BMU as limited by physical design, local institution security and facility needs.

62060.9 Canteen

BMU inmates will be allowed only one (1) draw per month. Canteen privileges shall be established by the Classification Committee as follows:

Step 1 – One-fourth the maximum monthly canteen draw per CCR, Section 3044(f).

Step 2 – One-fourth the maximum monthly canteen draw per CCR, Section 3044(f).

Step 3 – One-half the maximum monthly canteen draw per CCR, Section 3044(e).

62060.10 Meals

Inmates assigned to the BMU will receive the same meals as all inmates assigned to the general population.

62060.11 Mail

All inmate mail will be processed per departmental and institutional procedures.

62060.12 Packages

Vendor packages are authorized for receipt by inmates housed within the BMU in accordance with their privilege group status.

62060.13 Law Library

Any inmate housed in the BMU may utilize the law library as determined by local operational procedures.

62060.14 Health Care Services

All health care, mental health and dental services shall be conducted as per local operational procedures.

62060.15 Mental Health Services

BMU inmates will be seen by the Mental Health Department in accordance with normal general population treatment expectations as outlined within the Mental Health Services Delivery System (MHSDS). A Mental Health clinician shall attend the Classification Committee for all initial reviews in order to assess the appropriateness of BMU placement for an inmate included in the MHSDS. Inmate's currently at the Enhanced Out Patient (EOP) level of care are not eligible for BMU placement.

62060.16 Showers

Inmates housed within the BMU will be afforded the opportunity to shower during authorized dayroom periods.

62060.17 Visits

BMU inmates are permitted visits with their approved visitors. All visits for Step 1 and 2 inmates will be non-contact, including attorney visits. Inmates at Step 3 will be afforded contact visits.

62060.18 Out- Of-Cell Time

Inmates will be allowed a minimum of ten (10) hours of out-of-cell time per week. This includes yard, dayroom, workshops, self-help group activities, and visits as limited by physical design, local institution security and facility needs.

62060.19 Revisions

The Deputy Director, Division of Adult Institutions, or designee shall ensure that the contents of this Article are kept current and accurate.

62060.20 References

PC Section 5058

CCR (15) (3) Section 3000, 3004 - 3005, 3023, 3044, 3161, 3190 - 3191, 3334, and 3341.5.

In re Kevin Hunt, Case No.: HC 6157 Superior Court, Co. of Monterey. (Feb. 2009).

ARTICLE 11 — TEMPORARY REMOVALS

Effective November 14, 1989

Not Cleared For Statewide Use

62070.1 Policy

California statute permits the Director to authorize temporary release and removal of inmates from prison. The Director requires careful screening and control of such releases to avoid risk to the community. Institution, parole, and community correctional center personnel shall approve temporary releases/removals only as permitted by these standards and procedures.

62070.2 Purpose

This procedure defines staff responsibilities and provides criteria for granting, denying, and administering temporary removals of inmates from the Department facilities.

62070.3 Authorized Removals

Inmates may be approved for temporary community leaves (TCLs) for:

Inmate Requested

- Family emergencies.

- Prerelease planning.
- College courses.
- Reentry furlough.

Removal for Departmental Reasons

- Medical/psychiatric.
- Release to Hold.
- Off-reservation work assignments.
- Community betterment.
- Disaster relief teams.
- Court ordered.

62070.4 General Criteria TCLs

Approved leaves shall be for no longer than necessary to accomplish the stated purpose but shall not exceed 72 hours in length. Medical/psychiatric and court order removals are not statutorily restricted to the 72-hour limitation.

TCLs may include the following conditions:

- Inmates may be required to be under custodial escort.
- Personal funds shall be provided by the inmate to cover requested leave expenses prior to approval.
- Temporary removals initiated by the Department shall be made at no cost to the inmate.
- Volunteer staff escort for family emergency and prerelease leaves may be provided only under strict conditions as outlined in the DOM 62070.4.2 Custodial Escort.
- All TCLs from a prison facility shall require Warden or designated AW approval.
- Leaves from contracted community correctional center facilities shall require approval of the reentry specialist.
- Leaves from noncontracted community correctional centers shall be approved by the facility manager.
- Temporary leave for parolees in custody pending revocation proceedings requires approval of the assistant Regional Administrator.

Out-of-State Travel (Prohibited)

Temporary leaves for out-of-state travel shall not be approved for any reason.

62070.4.1 Exclusion Criteria

Revised September 25, 2007

Inmates shall not be permitted a TCL when the following conditions prevail:

- Inmate is serving life without possibility of parole.
- When weapons or restraint equipment must be utilized to escort.
- When inmates are out-of-state cases and safekeepers, unless approved by agency retaining jurisdiction.
- When inmates are CYA /DMH [concurrent (CC) jurisdiction] cases, unless approved by those agencies.
- When inmates are determined to be security/custody risks.

Examples are:

- Escape risk.
- Has made verified threats toward victims, witnesses, family members as defined in Section 3000 of the Title 15, departmental staff or public officials.
- Inmate exhibits a pattern of serious aggressive behavior that is supported by disciplinary documentation.

62070.4.2 Criteria For Custodial Escort

Revised September 25, 2007

Custodial escort for a TCL is defined as a Department peace officer properly trained and certified in escort of inmates. Certification requires completion of annual IST classes mandated for peace officer staff on transportation and escort of inmates. Custodial supervision shall be required for inmates who possess any of the following case factors:

- Designated other than Minimum-B custody.
- Psychiatric cases documented by the chief psychiatrist as not being a danger to self or others.
- Housed in AD-SEG for protection only.
- Has a felony detainer or is serving a concurrent or consecutive county jail sentence, a portion of which must be served upon release from Department custody.
- Identified with organized crime.

- Convicted of high notoriety crimes or where presence in a community would likely cause adverse reaction.
- Designated "R" suffix (restricted custody).

Restricted to funeral visit only

- No parole date or has seven or more years remaining to parole.
 - Inmates in this category shall only be considered for a TCL to attend a funeral of an immediate family member as defined in Section 3000 of the CCR.

Unavailability of Escort Staff

- Unavailability of qualified escort personnel shall be cause to deny a TCL request.

62070.4.2.1 Escort Employee Compensation

The escorting employee(s) shall be paid in accordance with current payroll requirements. All meals and other escorting expenses including wages of escort shall be reimbursed through inmate trust account funds in accordance with DPA regulations and departmental policy.

62070.4.2.2 Employee Criteria/Custodial Escort

Peace officer staff properly trained and certified in the escort of inmates, and exempt from provisions of the FLSA may volunteer their time for the purpose of escorting indigent inmates.

Volunteer Escorts

Employees who voluntarily escort without monetary compensation shall be considered "on-duty" during the period of such assignment.

Transportation

Transportation for escorted TCLs shall be by state vehicle or public transportation. Transportation for indigent inmates with volunteer escort shall be by state vehicle only. The most direct route of travel shall be used by escorting staff. Escorting staff shall maintain strict adherence to the TCL itinerary. Deviation from established itinerary shall be permitted for genuine emergencies only.

Overnight Lodging

Escorted leaves for a period longer than 16 hours shall require prior confirmed arrangements for overnight housing in a departmental institution or county jail facility within the TCL area.

62070.5 Family Emergency

Revised September 25, 2007

Emergency leaves may be granted for attendance at a funeral service or hospital bedside visit of a critically ill immediate family member as defined in Section 3000 of the Title 15 except as provided in DOM 62070.4.2 (no parole date or has seven or more years remaining to parole.)

Immediate Family defined

Immediate family member as defined in Section 3000 of the Title 15 includes any of the following:

- Legal spouse.
- Registered domestic partner.
- Natural parents.
- Adoptive parents (if adoption occurred and a family relationship existed prior to incarceration).
- Step-parents.
- Foster parents.
- Grandparents.
- Brothers and sisters.
- Children.
 - Natural.
 - Adoptive.
 - Step.
- Grandchildren.

Note: Aunts, uncles, and cousins are not considered immediate family unless a genuine and verifiable foster relationship existed prior to incarceration.

62070.5.1 Screening Responsibilities

Revised September 25, 2007

The inmate's caseworker:

- Receives request from the inmate, family members as defined in Section 3000 of the Title 15, or other persons identifying the reason for an emergency leave request (death/hospital/visit).

Caseworker Review and Verification

- Thoroughly verifies that request and circumstances are valid. This verification process shall include, but is not limited to:
 - Verify immediate family relationship.
 - Contact hospital/attending physician, county coroner, and funeral director for complete details surrounding death and funeral arrangements.
 - If death was by other than natural causes, or the death is under investigation, contact necessary law enforcement agencies to determine causes and circumstances of death.
 - Attending physician shall be personally contacted. Attending physician shall verify that the immediate family member's condition is classified as critical and the physician's prognosis for recovery determined.

Hospital Visit Critically ill

A statement from the attending physician shall be solicited regarding a recommendation that the inmate's visit will/will not be beneficial to the patient's treatment, or that the patient is in imminent danger of death.

Review and verification

The nature and circumstances of the illness/injury shall also be determined and evaluated with respect to safety/security decisions.

- Verify that inmate wants to pursue the TCL.
- Obtain inmate C-File and thoroughly review all case factors, confidential information, if any, and determine if inmate meets initial approval criteria.

Preliminary Determination

If preliminary review of case factors reveals ineligibility for a TCL, or other specific information reflects a strong probability of denial, further TCL processing shall be suspended. A CDC Form 128-B, Information Chrono shall be prepared by the caseworker outlining the ineligible/negative facts with a recommendation to deny the TCL request. The chrono shall be referred to the designated approving authority for review and signature, or a decision to proceed with TCL processing.

Review and Verification

- If decision is to continue TCL processing, review all other case factors including disciplinary history, prison/street gang affiliations, commitment circumstances and custody level to determine recommendations for escorted versus nonescorted leave.

Parole/Community Correctional Center (Inmates under Escort)

In community correctional center settings, classified inmates will not normally require staff escort. However, escort may be considered necessary for assigned inmates with serious disciplinary actions pending. Inmates who have been placed in a county jail pursuant to PC 6253(b), or who have a hold pending, shall require custodial escort.

In cases of parolees in custody pending revocation proceedings, the Parole Agent shall be required to follow all TCL review and verification procedures to determine escort recommendations. Reasons and circumstances surrounding in-custody status shall be carefully evaluated. All in-custody parolee cases with a hold shall require staff escort.

Caseworker Preparation of CDC Form 601 (TCL) Information

- A CDC Form 601, Request for Temporary Community Leave, shall be completed and all required signatures obtained for all TCLs.

The caseworker shall establish and recommend the required length of leave, (exact departure and return times), determine reasonable cost estimate to cover leave expenses, and ensure that the funds are in the inmate's trust account prior to final approval. If funds are not available and no volunteer escort is obtained, the TCL request shall be denied and properly documented on a CDC Form 128-B, Information Chrono.

All family emergency/prerelease leaves from an institution shall require caseworker contact with Parole authorities and the leave purpose and itinerary outlined. This contact shall be reflected in the verification section of the CDC Form 601.

TCL Clothing

Arrangements for civilian clothing for the inmate during the TCL shall be made by the assigned caseworker based upon local facility supplements.

62070.5.2 Processing Responsibilities

It is the assigned caseworker's responsibility to ensure, either directly or indirectly, that all required documentation for an emergency TCL is properly processed, signed, and presented to the designated centralized location of the inmate's release. Specified records office staff shall assist in providing these services.

- Family emergency/prerelease leaves from the institutions shall require preparation of a CDC Form 161, Checkout Order. A CDC Form 193, Inmate Trust Account Withdrawal, shall be prepared to cover TCL expenses.

Community Correctional Center inmates

In cases of community correctional center inmates approved for ongoing release to attend work, training, or educational programs, a CDC Form 601 shall be required for initial approval only. This approved form shall authorize ongoing releases thereafter and shall be maintained on file at the local facilities.

Escape Notification

Leaves under escort shall require the preparation of an inmate identification card with two recent photographs (front view/profile view) which contains all necessary all points bulletin (APB) information. In the event of escape, this information shall immediately be presented to the nearest law enforcement agency by escorting personnel. The escort(s) shall then notify their institution/parole region and report the incident.

Funds/Medication

The caseworker shall ensure that all documents, including advance funds for the TCL and authorized medications for the inmate are included in the TCL package. For prerelease TCLs up to \$100 of the inmate's \$200 release funds may be advanced upon approval by Parole Agent, to cover specific personal expenses, i.e., clothing, food, and carfare. (This advance allowance shall not be permitted for reimbursement of community correctional center fee charges.)

Escort Staff Briefing

When possible, the caseworker shall personally discuss the TCL plan and inmate case factors with escorting personnel prior to TCL departure. If personal contact cannot occur, any special instructions or extraordinary information pertinent to the TCL shall be documented on a CDC Form 128-B or memorandum to the escorting staff and included in the escort package for the TCL. Additional briefing of escort personnel by custodial supervisors prior to departure may be required.

TCL Log

A temporary community release log shall be maintained in a designated location at all facilities. The following staff shall be responsible for maintaining this log:

- Institutions: Watch Commanders.
- Community correctional centers: Reentry Specialist.
- Paroles: Unit Supervisors.

The chronological log (see attached exhibits A&B), shall require a listing of the inmate's name, prison number, date and time of departure, scheduled return time, and actual return time. All log entries shall reflect the date and signature of the employee making the entry.

Failure to Return

Inmates who fail to return from a leave within the designated time period shall be charged with escape. If staff is notified that the inmate's return has been unavoidably delayed, arrangements shall immediately be made to place the inmate in custody at the nearest Department facility.

Searches Upon Return

Upon return from a TCL, a search of the inmate shall be conducted by institution/facility staff to prevent the introduction of contraband. The degree and extent of the searches (clothed, unclothed, electronic, etc.) shall be determined by institution/facility security requirements.

Interviewing the Inmate

A post leave interview shall be conducted with all inmates returning from family emergency/prerelease leaves. The caseworker shall conduct the interview if on duty when the inmate returns. The institution watch commander, watch sergeant, or reentry staff on duty shall conduct the interview if the inmate returns after normal work hours or on weekends and holidays.

The interview shall be documented on the post leave review section of the CDC Form 601. In cases of a return from a funeral or critically ill bedside visit, a close evaluation of the inmate's escape potential or other signs of unusual behavior shall be made. If post leave interview is conducted by custody staff, a follow-up interview shall be held by the caseworker upon their return to duty. All original and post leave TCL documents shall be placed and maintained in the inmate's C-File or the reentry facility file if applicable.

62070.6 Prerelease Planning Leave

Prerelease planning leaves may be granted for the following reasons:

- Employment interviews.
- Making residential arrangements.
- Taking employment examinations.
- Obtaining business/profession licenses related to employment plans.
- Testing/registering for academic or vocational programs to begin after release date.
- Handling other specific business/personal matters related to reentry, as determined necessary by departmental staff.

62070.6.1 General Criteria

All general criteria outlined in DOM 62070.4 shall be applicable to prerelease planning leaves.

62070.6.1.1 Release Date Criteria

The following release date criteria shall be established on inmates prior to considering a prerelease planning TCL request:

- Parole date is within 90 days or less (institutions).
- Discharge date is within 90 days or less and inmate has been approved for community correctional center placement.
- Inmate is housed in a community correctional center and is within 180 days or less to parole.

Exclusion

- See DOM 62070.4.1.

62070.6.1.2 Criteria for Custodial Escort

Criteria outlined in DOM 62070.4.2 (Custodial Escort) shall apply for all prerelease leaves.

62070.6.2 Sentencing Law Considerations

- Determinate Sentence Law (DSL) PC 1170. Inmates sentenced under PC 1170 may be granted a normal prerelease TCL up to 60 days prior to their parole date.
- Indeterminate Sentence Law (ISL) PC 1168. Inmates sentenced under PC 1168 may be granted a prerelease TCL up to 63 days prior to their parole date.

This differs from the 60-day limit for DSL cases to allow for an advancement of up to 60 days on parole dates by parole authorities for inmates sentenced under this law.

Normal TCL Defined

A normal prerelease TCL is one that may be approved on inmates for the reasons outlined in DOM 62070.6 (Prerelease Planning Leave) and who have 60/63 days or less remaining to parole (or discharge if approved for community correctional center placement).

Exceptional TCL defined

An exceptional prerelease TCL is one which may be approved on inmates who are within 90 days or less to parole (or discharge if approved for community correctional center placement) for purposes of taking civil service examinations, attending special employment interviews, college enrollment or entrance examinations, etc., when it has been verified that the event will not be scheduled within the 60-day period prior to release.

Exceptional prerelease planning leaves require personal approval by the Warden and RPA.

Note: A written report by the Warden to the Assistant Deputy Director, Institutions Division, shall be prepared, outlining the reasons for approving the exceptional leave.

62070.6.3 Initiating Prerelease Leave

Parole Agent

A prerelease TCL may be initiated by either parole or institution staff upon request of the inmate.

When TCL is initiated by paroles and the inmate is in an institution, the Parole Agent shall be responsible for verifying that the request is valid through field contacts and other necessary methods. The Parole Agent shall supply institution staff with all available information; i.e., names and addresses of all contacts to be made by the inmate, reasons for TCL, itinerary to be followed, and recommended length of leave to accomplish the purposes outlined.

Caseworker

When the TCL is initiated from an institution, the caseworker shall contact the assigned Parole Agent, outline the reasons and information concerning the prerelease leave request and obtain the agent's agreement on the necessity for the leave. Whether institution or parole initiated, approval for the leave shall be required by both the Warden and the parole unit supervisor.

62070.6.4 Screening Responsibilities Parole Agent/Caseworker

The screening and review requirements and responsibilities outlined in DOM 62070.5.1 shall apply for prerelease planning leaves.

The verification processes for prerelease planning leaves shall only differ from an emergency leave by who shall be contacted to verify the leave plan of the inmate.

62070.6.5 Processing

Prerelease TCLs shall be processed as outlined in DOM 62070.5.2.

62070.6.6 Parole From a TCL

Inmates may be released on parole from a TCL under the following conditions:

Indeterminate sentence law cases (ISL)

- An advancement of up to 60 days on a parole date may be approved by a Parole Agent for inmates sentenced under ISL. This advancement may occur while an inmate is on a prerelease planning leave and is contingent on parole staff's approval of the inmate's confirmed employment/residential plans and following criteria:
 - No advancement shall be approved to release inmates prior to their minimum eligible parole date.
 - The releasing authority has not specifically directed that the parole date is not to be advanced.
 - There are no administrative reasons prohibiting the parole advancement; i.e., pending serious disciplinarys, rescission proceedings, etc.
 - Any and all specified parole conditions have been fully met.
 - The PA has authorized, in writing (CDC Form 1504, Parole Release Authorization), the parole advancement in accordance with BPT rules. The CDC Form 1504 shall be forwarded to the institution.

Determinate Sentence Law Cases (DSL)

- Advancement of a parole date cannot be granted for an inmate sentenced under DSL. However, an inmate under DSL shall be released to parole while on a TCL when the leave extends to the inmate's established release date. This may occur in rare instances where a leave is approved within the three day period prior to the inmate's established parole date.

62070.6.6.1 Methods/Responsibilities for Parole From TCL

The parole unit supervisor shall be responsible for notifying the institution when an inmate is paroled from a TCL. The following actions shall be taken:

Parole Staff

- The unit supervisor shall notify the institution by FAX (Attention: C&PR, of the inmate's parole advancement and release to parole from a TCL.
- The unit supervisor shall sign and process the CDC Form 611, Release Program Study, outlining the factors for authorizing the release.

Institution Staff

- Upon receipt of FAX authorizing the inmate's release to parole from a TCL, the C&PR shall notify the inmate's captain, caseworker, and facility watch commander that the inmate has paroled from the TCL.
- The C&PR shall direct the CCRM to process and complete all parole records on the inmate.

Personal Property

- The captain shall be responsible to coordinate the disposition of the inmate's personal property with receiving and release (R&R) and parole unit staff.
- If parole from the TCL is anticipated prior to the inmate leaving the institution, the inmate shall be required to sign a CDC Form 193, Inmate Trust Account Withdrawal, to cover the cost of shipping the inmate's personal property, including any personal handicraft materials. The inmate shall be required to supply staff with the name and complete address to where the property shall be shipped.
- If parole while on TCL was not anticipated, the Parole Agent shall be contacted for instructions regarding the disposition of the inmate's personal property. Under this condition, the costs for shipping the property to the designated location shall be deducted from the inmate's release fund

62070.6.6.2 Special Cases/Parole From TCL

Inmates determined to require immediate contact with a Parole Agent upon release may be granted a TCL up to three days prior to their parole date under the following conditions:

The inmate's established parole date falls on a weekend or holiday.

Special medication needs or other case factors have been documented by the Parole Agent on the release program study form specifying the need for immediate contact and requesting the early release.

- The inmate is eligible for an unescorted TCL.

Responsibilities PAROLE AGENT/C&PR

The Parole Agent shall initiate the TCL and make all itinerary, travel, and reporting arrangements surrounding the leave.

The institution C&PR, upon receipt of the request and information, shall process the TCL for this purpose.

Inmates not eligible for an unescorted TCL, but requiring immediate contact upon release, shall be picked up by the Parole Agent on their established release date.

62070.7 College Leave

Temporary leaves may be granted to inmates for the purpose of attending college classes. College leaves shall require approval of the Warden and the Director.

62070.7.1 Exclusion Criteria

Inmates with case factors as outlined in DOM 62070.4.1 (Exclusion Criteria) and DOM 62070.4.2 (Criteria for Custodial Escort) shall not be approved for a college leave.

College leaves shall be considered only when the college courses or fields of study are not offered at the institution or facility where the inmate is being housed.

Approval/denial shall be contingent on college staff's agreement to accept the inmate for enrollment.

Funding and Transportation

All expenses involved in an approved off-site college education program shall be borne by the inmate. A lack of funds to cover such expenses shall be cause for denial. Arrangements for transportation to and from the college program shall be the responsibility of the inmate and shall be approved by institution/facility staff.

62070.7.2 Review and Processing Responsibilities

The initial request by an inmate for a college leave shall be by the institution supervisor of education who shall perform the following functions:

Supervisor of Education

- Consult with the inmate and develop a program objective and attendance plan.
- Contact college staff and mutually review the program objectives, attendance plan, and the inmate's educational qualifications to pursue the program outlined.
- Obtain written approval from college officials to accept the inmate for enrollment.

Caseworker

The caseworker shall thoroughly review the submitted plan and take the following actions:

- Review and verify the request for the leave utilizing the basic criteria as outlined in DOM 62070.5.1.
- Process the request as outlined in DOM 62070.5.
- Prepare a memorandum for the Warden, to the Director, citing the request. This document shall outline the inmate's commitment offense, criminal history, institution adjustment, custody classification, parole/discharge date, and educational achievements. The memorandum shall also include the personal

62070.8 Reentry Leaves/Furloughs

Temporary community leaves from community correctional centers are subject to all criteria, screening, review/verification, and approval methods previously outlined in this section.

CDC Form 601 [Temporary Community Release (TCR)]

A CDC Form 601 shall be processed for all approved leaves. Leaves (furloughs) for the purpose of routine time and travel to and from established work/educational programs requires a one-time processing of a CDC Form 601 as outlined in DOM 62070.5.2 (Community Correctional Center Inmates).

62070.8.1 Authorized Reentry Leaves and Conditions

Leaves may be approved for reentry inmates for the purposes outlined in DOM 62070.3 (Inmate Requested Temporary Removals). Additionally, short-term facility leaves of not more than six (6) hours, between 0700

and 2100 hours, may be approved for personal business/convenience purposes as described below:

- Purchases of personal items, i.e., clothing, hygienic supplies, food, tools, etc.
- Medical/dental appointments.
- Developing release plans with Parole Agent or social services agencies.
- Attending religious services.
- Making employment arrangement.
- Participating in approved social/recreational activities.

Note: Leaves granted for the above purposes shall not be deducted from the allotted hours for regular TCLs described in subsequent DOM 62070.8.3 (Leave Hour Allotments).

62070.8.2 Additional Criteria (Reentry Leaves)

All reentry leaves requested by inmates (except family emergency TCLs) shall in addition to other criteria outlined, require the following:

- Housed at the facility a minimum of seven (7) days.
- Completed orientation, facility classification, and have an established action plan approved by facility staff.
- Be current on payment of facility fees.
- Have no disciplinaries pending.
- A minimum of twelve (12) hours has elapsed since last approved TCL.

Emergencies During orientation period

A request for a family emergency TCL during the period of reentry orientation shall require a classification committee action to review case factors and confirm the inmate's custody level. This classification action shall be used (with other criteria outlined for approval/denial of emergency TCLs) to determine escort/non-escort requirements. This action may be done in absentia, providing no adverse actions are taken.

62070.8.3 Leave Hour Allotments

The maximum number of hours permitted for prerelease planning leaves in a community correctional center are:

- Sixty hours during the first month.
- Ninety-six hours during the second month.
- One hundred forty-four hours during the third and subsequent months.

Note: These leave hour allotments are a privilege and are subject to loss or reduction through formal disciplinary actions.

62070.8.3.1 Time and Travel Limits (Reentry Leaves)

Although no leaves will be approved for periods longer than necessary to accomplish the stated purposes, the following maximum limits shall apply:

- Furloughs.
 - Furlough leaves for attending established work, academic or vocational training programs shall be limited to twelve hours per day.
- Short Term Facility Leaves (passes).
 - Limited to six hours per day.
- Family Leaves/Prerelease Planning.
 - Leaves for purposes of re-establishing family ties and special preplanning leaves requiring an extended absence to accomplish shall be limited to thirty-six hours.
- Family emergency.
 - Family emergency TCLs shall be limited to the time necessary to complete the purpose however not more than seventy-two hours.

Travel Limits

All temporary leaves from a reentry facility (excluding emergency leaves) shall be limited to a thirty-mile radius unless a longer distance is specifically approved in writing by the supervisor/facility manager.

Advance Notice Requirements (Inmate)

It shall be the inmate's responsibility to make advance requests for specific types of leaves within the following minimum time periods:

- Less than twelve hours; twelve hours in advance.
- Overnight; forty-eight hours in advance.

62070.8.4 Employment/Training Leave Verification/Processing (Responsibilities)

The reentry specialist, upon notification by the inmate of a proposed employment/training program, shall take the following actions:

- Evaluate the proposed employment/training program.

- Contact and inform the proposed employer of:
 - Inmate's status.
 - Limits placed on inmate.
 - Need for cooperation between employer and agent.
 - Frequency of contacts required.
- Ensure that employer is reputable, possesses a business license, pays by check, withholds State/Federal Income Tax, and State Disability Insurance.
- Assess distance of job/training program from facility.
- Evaluate means of transportation to be used.
- Ensures that inmate's criminal background/case factors does not preclude job assignment.
- Verify that job/training hours do not violate the 12-hour daily time limit.
- If proposed program is for education/vocational training:
 - Determine a well defined need exists for inmate to participate in the program.
 - Determine that program will lead to employment before or shortly following parole.

62070.8.4.1 Reclassification (Employment/Training Approval)

Upon verification and approval of an inmate's job or training program, an inmate's CDC Form 128-G, Classification Chrono shall be prepared by the reentry specialist with a signature block for the facility manager, which shall be signed. The chrono shall include the following:

- Description of program/job.
- Rate of pay.
- Hours that inmate will leave and return to facility.
- Type/means of transportation.
- Any specific instructions to be given to the inmate.

62070.8.4.2 Facility Controls (Approval Furloughs)

Reentry facility managers shall be responsible for establishing and maintaining the following controls on inmate's approval for job/training furloughs:

- Maintain a daily roster on all approved inmate furloughs which contains:
 - Complete daily itineraries.
 - Scheduled departure and return times.
 - Name of contact person at program site.
 - Address and phone number of program location.
 - Daily contact/verification section.
- Require that a facility staff member makes daily telephone contacts with designated contact person, confirms the inmate's compliance with the program/itinerary and records this contact in facility roster.

62070.9 Medical/Psychiatric Removals

Inmates may be temporarily removed from an institution to a community medical facility for medical, psychiatric, or dental purposes under conditions outlined in this section.

62070.9.1 Conditions for Removal

Medical removals shall be authorized for the following:

- Medical, dental, or psychiatric examination, diagnosis or treatment that is not available at the institution or within other medical facilities of the Department.
- Emergencies, wherein immediate care and treatment cannot be provided at the institution and transfer to another institution that may provide the service is not reasonable.

62070.9.2 Approval

Temporary removals for medical reasons shall be approved by the CMO, the AW responsible for the inmate, and the Warden or chief deputy Warden.

Weekends, Holidays, and After Normal Work hours

Medical emergencies requiring removal of inmates to a community medical facility occurring after normal work hours, or on weekends and holidays, may be authorized by the institution watch commander, and/or the administrative officer-of-the-day (AOD). When time permits, the facility watch commander shall seek prior approval from the AOD for the emergency removal. When immediate contact is not possible, the AOD shall be notified as soon as possible and all details of the removal reported.

62070.9.3 Procedures/Responsibilities (Medical Removals)

During normal work hours, the CMO shall direct medical staff to complete a CDC Form 7252, Request for Authorization of Temporary Removal for Medical Treatment. A separate CDC Form 7252 shall be required for every removal.

AW

The CDC Form 7252 shall be forwarded to the AW in charge of the inmate for a custody/security review. The AW level review shall require the following:

- A review of the inmate C-file to determine escape/violence potential, commitment offense, sentencing status, custody level, etc.
- Determine in writing, the type and degree of security/custody escort required. This order shall include:
 - Type and amount of restraint equipment.
 - Number of escort personnel.
 - Type of transportation.
 - Type and number of weapons to be used.
 - Any special security instructions, i.e., additional escort vehicles, specific travel routes, etc.

Note: All removals for medical/psychiatric purposes shall require custodial escort. The type and degree of escort shall be determined by the above procedure and as outlined in DOM 55060, Transportation of Inmates. Hospital coverage shall also be determined by this section.

Warden

The CDC Form 7252 shall be forwarded to the Warden or chief deputy Warden for final approval.

Records Office staff

Records office staff shall process the requirements to effect the removal as outlined in DOM 62070.5.2, Temporary Community Leave. The original CDC Form 7252 shall be placed in the inmate's C-file and a copy in the inmate's medical file.

62070.9.4 Emergency Removal Procedures/Responsibilities Medical Staff (Emergencies After Normal Hours, Holidays/Weekends)

When medical emergencies occur during other than normal work hours requiring an inmate(s) removal to a community medical facility, the senior medical staff person on duty shall:

- Contact the assigned medical officer-of-the-day (MOD) and describe the medical circumstances.
- Receive emergency medical/treatment instructions from the MOD.
- Obtain verbal approval from the MOD to remove the inmate(s) to an appropriate community medical facility based on circumstances of the injury/illness.
- Notify the watch commander and report all details and instructions.

Watch Commander/AOD

The institution/facility watch commander shall be responsible to coordinate and effect emergency medical removals during non business hours.

The watch commander shall assume the responsibilities outlined for the AW in DOM 62070.9.2 for medical removals under these described conditions. The AOD, if present or in contact during the emergency, shall assume responsibility for authorizing the removal.

Custodial Coverage Community Hospital

The AOD and watch commander shall ensure that appropriate custodial coverage is provided at the community hospital as outlined in DOM 55060, Transportation of Inmates.

62070.10 Release to Hold

California statute authorizes the Department to release inmates whenever official detainers are on file from other law enforcement jurisdictions within the state.

62070.10.1 Conditions for Release/Retention in Custody

Inmates that have scheduled release dates and are to be released to a "Hold" lodged by a law enforcement or other agency may be:

- Released to the agency lodging the detainer within five days, or five court days, if the law enforcement agency lodging the detainer is more than 400 miles from the county in which the institution is located, prior to the scheduled release date, provided the inmate remains in custody until the scheduled release date.
- Retained in custody of the Department up to five days, or five court days, if the law enforcement agency lodging the detainer is more than 400 miles from the county in which the institution is located, after the

scheduled release date to facilitate pickup by the agency lodging the detainer.

62070.10.2 USINS Holds

Inmates/parolees scheduled to be released to an active USINS detainer shall be released as follows:

- Release the inmate/parolee to the USINS officials within five days prior to the scheduled release date if the agency is within 400 miles of the releasing institution, or five court days prior to the scheduled release date if the agency is more than 400 miles from the releasing institution, provided the inmate/parolee is kept in custody until the scheduled release date.
- Retain the inmate/parolee in custody no more than 48 hours beyond the scheduled release date to facilitate pick up by USINS officials.
- If the USINS officials cannot pick up an inmate/parolee within the required time limitations, notations are to be made on the CDC Form 850, Detainer Summary, that USINS cannot pick up the inmate/parolee. The notations will include date, time, name of USINS official spoken to, and name of the Department staff person making the notation. The inmate/parolee is to be given reporting instructions and released to parole (or discharged if applicable) providing there is no other detainer/reason that would preclude release. PC 2713.1 does not prohibit the granting of prerelease funds to these individuals.

62070.10.3 Procedures/Responsibilities C&PR/CCRM

The C&PR and CCRM shall be responsible to coordinate the release of inmates under detainer status and contact the agency lodging the detainer.

Records Staff (Early Release)

When it is determined that an agency with a hold will assume custody of an inmate prior to the scheduled release date, the following actions shall be taken:

- A CDC Form 161, Checkout Order, shall be prepared reflecting the date of release to the agency and the actual parole date of the inmate. This information shall facilitate accurate OBIS entries.
- A CDC Form 801, Department Detainer, shall be prepared on the inmate with a notation not to release prior to scheduled parole date.
- Follow all other established parole release procedures as outlined in DOM 75010, Case Records.

C&PR (Notification to Inmate)

Inmates retained in Department custody beyond their scheduled release date to facilitate pickup, shall be notified in writing (CDC Form 128-B) by the C&PR. The CDC Form 128-B, shall specify the following:

- Information regarding the detainer.
- Agency requesting the extension.
- Date of scheduled release to the agency assuming custody.

62070.11 Off-Reservation Work Assignment (ORWA)

Inmates may be temporarily removed from an institution/facility for the purpose of performing work related to the institution/facility or other state/federal agencies and subdivisions as authorized by California statute.

62070.11.1 Exclusionary Criteria

Inmates with case factors outlined in DOM 62070.4.1 and 62070.4.2 shall not be considered for off-reservation work assignment (ORWA). Inmates convicted for, or with a history of arson, or inmates with five or more years remaining to their established release date, shall also be excluded from ORWA.

62070.11.2 Escort Requirements

All removals for ORWA purposes shall be under custodial escort. Photographs and escape information shall be in possession of escort personnel as described in DOM 62070.5.2. Inmates shall be attired in prison clothing. Travel routes, emergencies, and all other escort procedures outlined in DOM 62070.5.2 shall be adhered to.

Searches

Inmates removed from a facility for ORWA purposes shall be searched prior to removal and upon return from their assignment. The degree of the searches shall be determined as outlined in DOM 62070.5.2(7).

62070.11.3 Review/Approval (Methods and Responsibilities)

Consideration for ORWA classification shall include the following actions:

Correctional Counselor

- The CC-I shall initiate a preliminary review of inmate case factors for ORWA consideration.

- Eligible inmates identified by the caseworker shall be referred to a unit/institution classification committee (UCC/ICC) for review.

Classification Committee

- Review case factors for ORWA clearance.
- Cases approved at classification shall be recorded on a CDC Form 255, Off-Reservation Work Assignment Eligible List, and forwarded to the Warden or chief deputy Warden for final approval.

Warden/Chief Deputy Warden

- Review case factors of inmates submitted on CDC Form 255 for final ORWA approval.
- Delete from the list any inmates determined unacceptable.
- Sign and forward approved list to designated staff responsible for effecting ORWA releases.

62070.12 Community Betterment/Delinquency Prevention

Wardens may establish community betterment and delinquency prevention programs within the institutions and approve the temporary removal of inmates for participation. The intent and purpose of these programs shall be to orient communities to the consequences of crime and delinquency. Controls shall be established by the program coordinators to prevent glorification of crime and/or the criminal, or criticisms of statutes and law enforcement agencies.

62070.12.1 Program Coordinator

The institution community resources manager shall be responsible for overall coordination of the program.

A list of all approved inmates for community betterment/delinquency prevention participation shall be maintained by the community resources manager (CRM).

Community groups selected for speaking engagements shall be approved by the coordinator prior to scheduling.

62070.12.2 Criteria/Approval Methods

Off-reservation work assignment clearance shall be required for inmates assigned to community betterment programs. All criteria, review and approval methods outlined in DOM 62070.11.1, 11.2, and 11.3 (ORWA) shall apply to community betterment assignments. Participation shall be voluntary.

Escort Limitations

A maximum limit of four inmates per speaking engagement shall be permitted unless otherwise approved in writing by the Warden or designee. Overnight engagements shall be prohibited. Travel distance from the institution for speaking engagements may be limited by the Warden.

62070.13 Disaster Relief Teams

Inmates may be temporarily removed from an institution/facility for the purpose of providing assistance to communities during a major disaster or enemy attack.

62070.13.1 Assigned Duties

Disaster teams (emergency crews) may be utilized to assist communities surrounding the institution in providing the following types of services:

- Firefighting.
- Salvage operations.
- Rescue operations.
- Identification/burial of dead.
- Registration of homeless.
- Other services approved by the Warden.

62070.13.2 Approval Criteria Escort

Disaster crews shall be selected from the institution list of inmates approved for ORWA. Inmates approved for this purpose shall have an X suffix added to their custody, i.e., ORWAX. Disaster crews shall be under custodial escort and supervision during the period of removal and subject to all procedures outlined in DOM 62070.11.2, Escort/Search Requirements.

62070.14 Court-Ordered Removals

Inmates may be temporarily removed from an institution/facility for specific court-ordered appearances. Court-ordered removals shall be authorized and effected under the criteria and procedures outlined in DOM 73040, Case Records.

62070.15 Revisions

The Deputy Director, Institutions or designee, shall ensure that the content of this section is current and accurate.

62070.16 References

PC §§ 1168, 1170, 2600, 2620-2625, 2690-2692, 2700-2710, 2716, 2760, 2761, 2780, 2781, 2790, 2931, 3056, 3057, 3410 - 3425, 4530, 4755, 5054, 5055, 5068, 5080, 6202, 6250-6256, 6260-6266.

CCR (15) (3) §§ 3040, 3044, 3072, 3080-3083, 3273, 3275-3280, 3304, 3325, 3350, 3375.

CCR (15) (2) §§ 2355 - 2359.

W&I § 300.

CC § 232.

18 USC 1961.

ACA Standards 2-4015, 2-4411 - 2-4414, 2-4416 - 2-4419, 2-4434, 2-4480 - 2-4486.

ARTICLE 12 — TREATMENT CATEGORIES

Revised October 31, 1990

62080.1 Policy

Inmates committed to the Department who are identified as in need of special medical/psychiatric treatment shall be evaluated and placed into specialized medical/psychiatric treatment category programs.

62080.2 Purpose

This section establishes standard procedures for the orderly identification, evaluation, and acceptance of those inmates in need of special medical/psychiatric treatment programs.

62080.3 Treatment Categories

Revised November 20, 2012

Medical

Assignment into and out of all medical treatment categories shall be through the classification process and endorsement by a CSR. Classification committee referrals to a CSR shall also include the appropriate medical recommendation on a CDCR Form 128-C3, Medical –Classification Chrono, signed by a physician and/or psychiatrist dated within 90 days of the CSR's review. The CDCR Form 128-C3 shall indicate that an agreement has been reached between sending and receiving physicians. Inmates endorsed for specific medical treatment categories shall receive at a minimum an annual medical evaluation to determine if continued medical placement is appropriate. The case shall be submitted to a CSR for review and endorsement at least on an annual basis.

62080.4 Acute Medical Inpatient

Category "H"

Inmates who require medical services and/or surgical care in a general acute care hospital are designated Category "H."

"Category "H" care is provided at CMF, CIM, and California Men's Colony - East (CMC-E). Female inmates and male inmates with medical needs that cannot be met in CDCR hospitals may be transferred to a community hospital.

62080.5 Medical Inpatient

Category "N"

Inmates with chronic medical illness requiring skilled nursing or intermediate level medical care are designated Category "N". This program has licensed nursing staff on duty at all times and is provided at CMF, CIM, and CMC-E. Female inmates requiring this level of service shall be transferred to a community hospital unless special arrangements can be made at the CIW infirmary. This category is not for inmates in infirmaries undergoing short-term treatment of minor illness.

62080.6 Medical Outpatient

Category "O"

Inmates who have recurrent, contagious, chronic, or other medical problems that do not require inpatient care but do require frequent outpatient diagnostic, treatment and/or rehabilitation services shall be designated Category "O". This category includes those inmates on dialysis or unusual diets and those requiring treatment and who are wheelchair-bound or blind.

This category is provided at the acute general hospitals at CMF, CIM, CMC-E, and the CIW infirmary. Inmates unable to climb stairs shall not be transferred to CMC-E.

62080.7 Treatment Categories Psychiatric

General

Inmates who suffer impaired functioning sufficient to require a mental health treatment program due to functions of a major mental illness shall be transferred to CMF, CMC-E or CIW for psychiatric evaluation. The psychiatric referral and diagnosis shall be consistent with the standards of the

American Psychiatric Association, DSM-IV-R, Classification Axis I, II and V.

Reception Center psychiatric referrals shall be documented on a CDC Form 128-C and referred to a CSR. The CSR shall endorse reception center process cases to CMF, CMC, or CIW for psychiatric evaluation.

Upon completion of the psychiatric evaluation, the case shall be returned to a CSR for confirmation of the recommended psychiatric program and placement at CMF, CMC-E or CIW or DMH. Inmates not requiring a psychiatric program shall be placed at an institution in accordance with the classification score and other program needs.

62080.7.1 Reception Centers

Reception Center inmates designated psychiatric category on a prior term shall be evaluated by psychiatric staff for reestablishment of the category based on the current need for psychiatric intervention.

This evaluation shall be documented on a CDC Form 128-C and shall include a recommendation for housing at CMF, CMC-E or CIW if intervention is indicated.

If psychiatric intervention is not indicated, staff shall recommend general population placement. The Category "U" shall not be used at reception centers.

62080.7.2 Institution Referrals

Institution requests for psychiatric evaluation shall be documented on a CDC Form 128-C and referred to a CSR for endorsement to CMF, CMC-E or CIW as "psychiatric evaluation and return" cases.

Inmates determined not to be in need of psychiatric intervention shall be returned by the C&PR to the sending institution, providing the CDC Form 128-C documenting the psychiatric evaluation is available and dated within 90 days of C&PR review.

Inmates endorsed for specific psychiatric treatment categories shall receive at least annually, a psychiatric evaluation to determine if continued psychiatric treatment is necessary. This annual evaluation shall result in a classification review and referral to a CSR for confirmation of the inmate's category designation.

62080.7.3 C&PR Designation

C&PRs at CMF, CMC-E and CIW may re-designate between Category "I" and "J" inmates based on current program status by using a CDCR Form 840, CDCR Reclassification Score Sheet.

62080.8 Inpatient Psychiatric Care

Inmates housed at CMF, Atascadero State Hospital (ASH) or Metropolitan State Hospital (MSH) who demonstrate impaired functioning due to symptoms of a major mental disorder shall be designated Category "I".

Category "I"

This category shall include inmates determined to be:

- Unable to perform normal institution routines.
- Unable to provide for their basic needs or utilize available treatment resources.
- Suicidal or self-abusive.
- Inmates who demonstrate impaired functioning or other abnormal behavior of unknown etiology may be admitted for observation and diagnostic study.

Cases shall be designated Category "I" only by CMF/DMH, CMC (ASH cases) or CIW (MSH cases) staff.

62080.8.1 Inpatient Observation, Unclassified

Other institutions with inmates appearing to meet Category "I" criteria shall provide this information to the designated contact person at CMF/DMH or CIW. This may be accomplished by telephone interview.

Upon verbal acceptance the DMH evaluation team will notify CMF C&PR who will request FAX approval for transfer as "inpatient observation, unclassified." (Refer to 62080.16.1).

Female inmates needing inpatient psychiatric services shall be referred to a state hospital by CIW staff. Male inmates at CMC needing inpatient psychiatric services shall be referred to ASH or CMF/DMH.

62080.8.2 PC 2684

DMH provides inpatient services for inmates transferred from psychiatric programs at CMF, CMC, and CIW to a state hospital pursuant to PC 2684. These inmates shall be designated Category "I" during their state hospital placement.

62080.9 Outpatient Psychiatric Care

Outpatient care shall provide a supportive milieu in a program designed to maintain or improve social and psychiatric functioning.

Category "J"

Inmates in an outpatient psychiatric treatment program shall be designated Category "J". They may be received from reception centers or other institutions diagnosed as suffering from a major mental illness sufficiently disabling to prevent adjustment to the general population without psychiatric intervention.

62080.9.1 Criteria

These individuals shall have a DSM-III-R Axis I diagnosis of:

- Schizophrenia.
- Delusional Disorder.
- Brief Reactive Psychosis.
- Schizophreniform Disorder.
- Schizoaffective Disorder.
- Induced Psychotic Disorder.
- Atypical Psychosis.
- Bipolar Disorder - sufficiently disabling to preclude general population placement.
- Major Depression - Depressive disorder not otherwise specified.
- Other Axis I diagnosis concomitant with an Axis V Global Assessment Function Score of 50 or less.

Category "J" designation shall not include inmates in need of acute psychiatric hospitalization as provided for by Category "I" criteria.

62080.9.2 General

This category shall be provided at CMF, CMC-E and CIW and shall only be designated by staff at these institutions.

CMF shall house Category "J" inmates who are assaultive or otherwise present management problems. CMC-E shall house inmates chronically disabled by mental illness who are not a danger to others and require little therapeutic programming beyond medication maintenance.

62080.9.3 Category "J" SHU Placement

Revised February 16, 2007

When a Category "J" or "K" inmate is found guilty of a rule infraction requiring a SHU term be established, the Institution Classification Committee shall determine whether the act was likely a result of a developmental disability or a mental condition or if continued supportive milieu housing is necessary.

If it is determined that the inmate's disability or mental condition makes SHU programming impractical, the term shall be suspended or commuted and the inmate retained or transferred to the appropriate institution.

If it is determined that a male inmate continues to need supportive care, an evaluation for the Psychiatric Services Unit housing shall be recommended and/or completed by CMF staff. (Refer to DOM 62050.1.2.)

If it is determined that supportive housing is no longer required, the inmate shall be recommended for Category "U", the SHU term assessed, and an appropriate SHU program recommended or the term suspended or commuted and an institution and alternate recommended to the CSR.

62080.10 Supportive Care**Category "K"**

Inmates with pronounced social inadequacies due to mental retardation and/or developmental disabilities that preclude general population placement shall be designated Category "K". These inmates shall have a DSM III-R Axis V diagnosis concomitant with a Global Assessment Function Score of 50 or less.

This category shall be provided at CMC-E, CMF and CIW. Male inmates with this designation who are assaultive or otherwise a management problem shall be housed at CMF.

62080.11 Psychiatric Diagnostic Program**Category "X"**

Category X is a 90-day evaluation program ordered by the BPH for specific psychiatric or psychological assessment. Inmates shall be endorsed for Category X and return to the sending institution. FAX approval is required prior to transfer.

62080.12 Psychiatric Milieu Outpatient**Category "T"**

Male inmates with identified psychiatric problems requiring outpatient group therapy or individual psychotherapy in a structured environment shall be designated Category "T." Normal participation in this program shall not exceed 12 months, and upon completion of the program, inmates are expected to return to the sending institution or transfer to another institution,

if the sending institution is no longer appropriate. Category "T" is provided only at CMC and is normally limited to those cases recommended by the BPH. FAX approval by Classification Services is required prior to transfer. In addition, Category "T" cases shall be presented to a CSR with a placement recommendation at the completion of or after 12 months in the program, whichever comes first.

62080.13 Psychiatric Recovered**Category "U"**

Inmates who have recovered from a major illness requiring inpatient or outpatient psychiatric services shall be designated Category "U". A significant period (normally 180 days) of no serious psychiatric symptoms shall be considered evidence of recovery.

Category "U" shall include inmates no longer in need of psychotropic medication and those who are asymptomatic as a result of compliance with psychotropic medication. These inmates may be expected to function within a general population setting.

All inmates classified as Category "U" for a period of two years shall be reviewed for possible reclassification and deletion of the category designation.

62080.13.1 Inappropriate Category Designation

Professional differences of opinion regarding an inmate's placement in a psychiatric category may occur amongst clinical staff at an institution. If these differences cannot be resolved informally, the case shall be referred to the institution's Chief Psychiatrist for resolution.

If the differences of opinion occur between clinical staff at separate institutions and agreement cannot be reached, the case shall be referred to the Chief Psychiatrist, Mental Health Services Branch, for resolution.

62080.14 Transgendered Inmates

Revised November 20, 2012

Inmates who have been diagnosed as transgendered, as documented on the CDCR Form 128-C3, shall be referred to a classification committee for review of all case factors and determination of appropriate institutional placement and housing assignment. In order to ensure inmate-patients receive the necessary medical care/mental health treatment, transgendered inmate-patients, to the maximum extent practical, shall be housed at the following institutions:

- Male to Female inmate-patients:
 - California Medical Facility (CMF)
 - Richard J. Donovan (RJD)
 - San Quentin State Prison (SQ)
 - Mule Creek State Prison (MCSP)
 - California Substance Abuse Treatment Facility (SATF)
 - California State Prison – Sacramento (SAC)
 - Salinas Valley State Prison (SVSP)
 - Correctional Institution for Men (CIM)
 - Kern Valley State Prison (KVSP)
- Female to Male inmate-patients:
 - Central California Women's Facility (CCWF)
 - California Institution for Women (CIW)

In cases where an inmate-patient has multiple case factors which make it difficult to house them in one of the above listed institutions, a case conference consisting of Health Care Placement Oversight Program, Classification Services Unit, California Correctional Health Care Services, and Population Management Unit staff, shall be conducted to determine the most appropriate level of care/institution suitable for housing consistent with the inmate-patient's case factors.

Inmates identified as transgendered on the CDCR Form 128-C3 shall, upon request, be provided with state issued brassieres or boxer shorts via the institution clothing room and permitted to purchase such items as needed.

62080.15 Medical and Psychiatric Transfers/ Non-Emergency

Routine medical/psychiatric transfer requests shall be referred to a CSR with a recommendation from an appropriate classification committee.

Routine transfers for medical/psychiatric reasons generally are to resolve a specific short-term medical problem, psychiatric problem, or evaluation as a "medical/psychiatric return" placement or for special prolonged placement needs.

62080.15.1 Medical/ Psychiatric and Return

No medical transfer for evaluation and/or short-term treatment shall be approved until a statement of acceptance has been obtained from the receiving institution's Chief Medical Executive (CME) or Chief Psychiatrist as appropriate. If the transfer request is within CDCR policy, the CSR shall indicate endorsement in the usual manner. If the inmate is to be returned to the sending institution upon completion of evaluation or treatment, it shall be indicated on the CDC Form 128-G, Classification Chrono, by "Medical (Psychiatric) and Return." Male inmates serving life without possibility of parole in need of emergency medical/psychiatric care shall be exempted from Departmental Review Board review requirements and shall be presented to a CSR for transfer approval.

62080.15.2 Department Form 128-C3 Documentation

A medical officer's report on a CDCR Form 128-C3 shall be attached defining, in lay language, the medical/psychiatric problem or reason for the evaluation; the relative seriousness of the case; the period of time within which the transfer should be effected; the type of transportation necessary; whether an attendant is required; if any medication or care is necessary while en route; and a statement that acceptance by the receiving CME/Chief Psychiatrist has been obtained.

62080.15.3 CSR Review

The responsibility for locating treatment or specialist resources shall rest with the medical/psychiatric department and not with the CSR. Such transfers shall usually be approved unless there is an extremely serious overriding reason, in which case the CSR shall consult with the referring CME or psychiatrist. If after the consultation the CSR determines the endorsement inappropriate, the case shall be discussed with the Chief, CSU, who shall consult with the Assistant Deputy Director, Health Services, to develop a transfer plan. Inmates transferred for medical/psychiatric reasons may be admitted directly to the hospital, if necessary, pending an evaluation by a physician/psychiatrist.

62080.15.4 C&PR Review

When the medical procedures are completed for "medical and return" cases, the C&PR shall be notified. The C&PR shall review the case to ascertain if any medical, custodial or program considerations contraindicate the inmate's return to the sending institution. If there are contraindications, or an alternate program/institution is deemed preferable, the C&PR shall refer the case to a classification committee. If no contraindications exist, the C&PR shall refer the case to the institution's CCRM for return to the sending institution.

62080.16 Medical and Psychiatric Placement

For placements in a medical or psychiatric program, the following additional procedure is required:

- The CDC Form 128-C shall indicate that the inmate meets the criteria established for the program, as indicated above, and note the name of the accepting physician.

62080.16.1 Criteria

There are no referrals or waiting lists for transfers to the Inpatient Psychiatric Observation, Unclassified, Category "I," as transfers are to be accomplished within 72 hours.

The medical/psychiatric category designation shall be assigned at the time the inmate is approved for the program.

Clinical progress reports on a CDC Form 128-C shall be made quarterly, but may be completed more frequently if conditions warrant. A summary CDC Form 128-C report, a classification action, and CSR endorsement are required whenever an inmate is changed from a program category.

The C&PR is delegated the authority to act as a CSR for program changes between Categories "I" and "J", "J" and "H", and "N" and "O".

62080.16.2 Enemy Identification Prior to Transfer

Prior to all medical/psychiatric transfers, the C&PR of the sending institution shall notify the receiving institution's C&PR by telephone if the inmate has enemies at the receiving institution, so proper precautions may be taken. If the enemy situation precludes the transfer, the sending institution shall make an alternate institutional transfer arrangement to facilitate the inmate's needs.

62080.17 Emergency Medical Transfers

Upon acceptance of an emergency case by the CME of the receiving institution and completion of transportation arrangements, the C&PR at the receiving institution shall contact the CSU for FAX transfer approval

62080.17.1 Ambulance Service

The CDCR air and land ambulance service shall be administered by CMF. Personnel assigned to the ambulance operation shall be familiar with the policies and procedures governing the transportation of inmates and the necessary procedures governing medical and psychiatric patients.

62080.17.2 Ambulance Use

The land or air ambulance shall be used only for cases in which the CME/Psychiatrist of the sending institution has determined that such transportation is required. An MTA from CMF or the sending institution shall arrange to accompany the land or air ambulance. Requests for land or air ambulance use shall include information regarding custodial classification, degree of violence and any other useful information.

62080.17.3 Medical Transporting of Parolees

The land or air ambulance may also be used for transporting inmates to a parole placement or to return parolees to an institution when a medical/psychiatric statement is obtained indicating that this type of emergency transportation is medically/psychiatrically necessary. The CMOE at CMF shall schedule and route the air and land ambulance. Requests for ambulance use shall be directed to that office.

62080.17.4 Emergency FAX Approval

Upon approval and completion of transportation arrangements, the Associate Warden, Health Care Access Unit, at CMF shall contact the CSU to request FAX transfer approval.

62080.18 Involuntary Psychiatric Transfers

Inmates involuntarily transferred to CMF for psychiatric treatment are entitled to a hearing regarding the transfer (Whitaker v. Rushen, No. C-81-3284 SAW). Upon arrival at CMF, such inmates shall be served with a Notice of Transfer to CMF. The notice explains the inmate's rights. The inmate may sign the notice waiving the rights or may request a hearing if opposed to the transfer. Inmates shall have this hearing at CMF.

62080.18.1 Whitaker V. Rushen No. C-81-32-84 SAW

The hearing shall be held within seven calendar days after arrival at CMF. If the hearing cannot be held within seven days, the inmate shall be informed in writing of that fact, the reason for the delay, and an estimated date by which he may expect the hearing. The inmate's counselor shall be assigned to assist the inmate in gathering evidence and interviewing witnesses and shall be present at the hearing. The hearing shall consist of a classification committee review of the case and shall include the following:

Inmate Due Process

- Determination that the inmate received written notice of the transfer to CMF stating that the inmate has a right to a hearing and that such hearings are normally held within seven days after arrival at CMF.
- The information relied upon in ordering the transfer to CMF shall be disclosed to the inmate. The inmate shall be heard in person and be permitted to present evidence, including witnesses, on his behalf. One of the members of the classification committee shall be a psychiatrist employed by CDCR. This person shall be an "independent decision maker" and shall not be the inmate's treating psychiatrist at either the sending or receiving institution. Following the hearing, the independent decision-maker shall inform the inmate in writing of the committee's decision and the information relied upon in arriving at the decision (Whitaker v. Rushen). The inmate may appeal the decision, using a CDCR Form 602, Inmate/Parolee Appeal; within 30 days of receipt of the hearing documentation. A ruling on the appeal shall be returned within 20 working days.

62080.19 Revisions

Revised November 20, 2012

The Deputy Director, Facility Operations, DAI or designee shall ensure that the content of this Article is current.

62080.20 References

CCR § 3379.

PC §§ 2684, 2690, 2962, 2911, 5058, 5054, 5068, 5080, 1170, and 11191.

Whitaker v. Rushen, No. C-81-32-84 SAW.

ARTICLE 13 — BOARD OF PAROLE HEARINGS

Revised March 29, 2006

62090.1 Policy

PC 3040 provides that the Board of Parole Hearings (BPH) shall have the power to allow prisoners imprisoned in the state prisons, to go upon parole, outside the prison walls and enclosures, pursuant to PC 1168(b).

62090.2 Purpose

This Section establishes standard procedure for conducting required BPH hearings and preparation of the institutional BPH evaluation reports.

62090.3 Importance of Board Hearings

One of the most important times during incarceration for certain inmates and parole violators is their appearance before the BPH. All life sentence

prisoners must appear before the BPH to be considered for parole. Those inmates sentenced under the Indeterminate Sentence Law (ISL) or sentenced prior to 1985 to a term of one year and one day appear before the Board that provides them an opportunity for parole consideration. Inmates sentenced to one year and one day for offenses occurring after January 1, 1985, do not appear before the BPH.

The BPH rules are set forth in CCR (15) (2) and in Administrative Directives issued by the BPH.

62090.4 Board Personnel

The BPH is a policy making body of nine commissioners appointed by the Governor for a term of four years. Deputy Commissioners are civil service employees who assist the BPH in conducting hearings.

62090.5 Types of Board Hearings

Life prisoner hearings:

- Documentation Hearing.
- Initial Parole Consideration Hearing.
- Subsequent Parole Consideration Hearing.
- Progress Hearing.
- Rescission Hearing.

Non-life Prisoner hearings [PC 1168(b)]:

- Parole Consideration Hearing.
- Rescission Hearing.
- Extended Term Hearing, [PC 1170.2(b)].
- Mentally Disordered Offender Hearing, (PC 2960-2962).

Parole violator Hearings:

- Revocation Hearing.
- Parole Revocation Extension Hearing.

62090.5.1 Life Prisoner Hearings

The following are the different types of hearings for life prisoners.

62090.5.1.1 Documentation Hearing

Inmates committed for first or second degree murders that occurred on or after November 8, 1978, and inmates committed pursuant to PC 667.51, 667.7, and 217.1 shall have a hearing prior to their minimum eligible parole date.

The Documentation Hearing is conducted by one Deputy Commissioner. The purpose of this hearing shall be to monitor and document the institutional adjustment of each life prisoner. The inmate's counselor shall complete a Life Prisoner Post-conviction Progress Report which covers the period of time from the inmate's reception into CDCR, or from the date the life term began, whichever is latter, to the hearing, if it is the first documentation hearing, or for the period from the last documentation hearing for which a Post-conviction Progress Report was prepared to the present hearing.

The first documentation hearing shall be scheduled during the 36th month after the life term starts. Subsequent documentation hearings shall be held at three-year intervals until the Initial Parole Consideration Hearing.

62090.5.1.2 Initial Parole Consideration Hearing

An Initial Parole Consideration Hearing is conducted by a panel of three, of which at least two are BPH Commissioners. This hearing may include an attorney representing the inmate, a DA representing the county in which the crime occurred, and the victim or next of kin representing a victim. The purpose is to consider the inmate's suitability for parole and, if suitable, establish a term. The hearing is scheduled 13 months before the inmate's Minimum Eligible Parole Date (MEPD). A Post-conviction Progress Report and a Life Prisoner Evaluation Report shall be completed by the inmate's counselor for use in the hearing.

62090.5.1.3 Subsequent Parole Consideration Hearing(s)

A Subsequent Parole Consideration Hearing is held for those inmates previously found unsuitable for parole and conducted for the same purpose and in the same manner as an Initial Hearing. As with the Initial Parole Consideration Hearing, the Subsequent Hearing is conducted by a panel of three, at least two of which are BPH Commissioners. It is scheduled one to three years after the hearing in which an inmate was found unsuitable for parole. An abbreviated Life Prisoner Evaluation Report shall be prepared for this hearing if the most recent previous hearing was conducted with the use of a complete Life Prisoner Evaluation Report. Abbreviated Evaluation Reports are not to be used in consecutive hearings. An updated Post-conviction Progress Report covering factors since the last Board appearance shall also be prepared.

62090.5.1.4 Progress Hearing

A Progress Hearing is held for life prisoners with parole dates to consider their institutional adjustment since the previous hearing. This hearing is conducted by a panel of three, at least two of which are BPH Commissioners. The purpose is to grant post-conviction credit. A Post-conviction Progress Report covering factors since the last Board appearance shall be prepared. Psychiatric evaluations are not prepared for Progress Hearings unless requested by the BPH.

62090.5.1.5 Rescission Hearing

A Rescission Hearing is held to consider if there is good cause to rescind or postpone a life prisoner's parole date for disciplinary, psychiatric or other specific reasons. No Board report is required.

62090.5.2 Non-Life Prisoner Hearing

The following are the different types of Non-Life Prisoner Hearings.

ISL Parole Consideration Hearing

An Indeterminate Sentence Law (ISL) Parole Consideration Hearing is held for certain inmates who committed crimes prior to July 1977 and had Determinate Sentence Law (DSL) dates retro calculated. The purpose of this hearing is to provide these inmates with an opportunity to be considered for release under the ISL that may result in a lesser term than the DSL provides. It is scheduled a month before the inmate's MEPD and annually thereafter for inmates denied a parole date in the previous hearing.

PC 1168(b) Hearing

A PC 1168(b) Hearing is scheduled within 60 days after reception of inmates sentenced to a term not exceeding one year and one day under the ISL or under the same provision in the DSL. The purpose of this hearing is to set a term within the one year and one day range. No Board report is required if the inmate's hearing is within four months of reception.

ISL Rescission Hearing

A Rescission Hearing is held to consider if good cause exists to rescind an ISL parole date for disciplinary, psychiatric, or other reasons. No Board report is required.

Extended Term Hearing

An Extended Term Hearing is held to consider an extension of the DSL retro calculated term in selected ISL cases. This hearing is scheduled within 120 days after the inmate's reception by the Department or after receipt of an amended Abstract of Judgment. The decision to schedule a hearing is made by the BPH. Such hearing is conducted by a panel of three; at least two of which are commissioners. No Board report is required.

Mentally Disordered Offender Hearings

A Mentally Disordered Offender Hearing is held to determine if good cause exists to require that an inmate be subject to mandatory in-patient treatment while on parole. PC 2962 and BPH 2570 et seq. identify the criteria leading to such consideration and the process governing such placement. This hearing is conducted by a panel of two Deputy Commissioners. No counselor generated Board reports are required.

62090.5.3 Parole Violator Hearing

A Parole Violator Hearing is held to consider if good cause exists to revoke a parolee's parole and return them to custody. These hearings are held at the local jail or at a parole violator processing facility within 45 days of arrest. Some parolees may be returned to prison before the hearing, as in the case of parolees with a severe mental illness, persons in overcrowded local facilities, or out-of-state absconders. Only the parole violation report and supporting documents are necessary.

62090.5.3.1 Parole Revocation Extension Hearing

A Parole Revocation Extension Hearing may be held to consider if good cause exists to extend the parole revocation period of a prisoner for in-custody misconduct. No counselor generated Board report is required. Charging document and supporting reports must be presented.

62090.6.1 Hearing Room

Hearing rooms shall give the appearance of dignity and decorum. When not scheduled for Board hearings, the rooms shall only be used for purposes that will maintain their hearing room value, such as, conferences, oral interviews, or classification committee meetings.

At hearings, necessary supplies such as paper tablets, sharpened pencils, proper forms, a copy of the current Penal Code and BPH Rules, a listing of the institution's available programs and cold drinking water shall be provided. All tape recording equipment shall be checked to ensure good working condition during the hearing.

62090.6.2 Scheduling

Inmates shall be scheduled in a timely manner. The Board shall be informed in advance of any changes in the schedule.

62090.6.3 Case Files

All case files shall be complete and consistent, including hearing packets for panel members and attorneys. All case files of life prisoners to appear during the week shall be available.

62090.6.4 Board of Parole Hearings

Scheduled attendees, observers, and victims and victims' next of kin may attend individual case hearings if prior permission has been obtained from any person assigned to the subject hearing panel, the chairman, or the executive officer, BPH. Visitors and observers may not participate in the hearing except as permitted by law.

BPH Notification to Facility

BPH staff shall advise the Classification and Parole Representative (C&PR) of the institution to be visited of any BPH authorized attendees for any specific date. The C&PR shall provide a written notice to the visitor entrance gate of any anticipated victims, next of kin, victim representatives, and authorized visitors to the BPH hearings.

62090.6.4.1 Victim, Next of Kin, or Victim Representative

CDCR staff shall treat victims, next of kin, and their representatives attending BPH hearings with dignity and respect, and ensure their experience entering an institution is as accommodating as possible while maintaining the safety and security of persons and the institution. Victims, next of kin, and their representatives shall be notified of the BPH at least 30 days prior to the hearing.

Once the appearance of a victim, next of kin and their representative has been arranged, the Office of Victim and Survivor Services (OVSS) will provide attendees' names, addresses, and telephone numbers to the C&PR at the institution or facility where the hearing is to be held. The OVSS also will provide attendees with a BPH handbook.

No recording device or camera equipment is allowed. The institution/facility shall provide an escort for victims, next of kin, and/or victim representatives at all times while they are in the facility's security area.

62090.6.4.2 Victim Service Representative

Each Warden of an institution where BPH parole eligibility hearings are held will ensure that the institution's C&PR is specifically assigned as the Victim Service Representative (VSR). The VSR shall be responsible for ensuring the duties and functions described below are completed by designated staff. The Assistant C&PR shall be assigned as the back-up VSR to ensure sufficient continuity of services. Procedures established within DOM Sections 62090.6.4.1 through 62090.6.4.7 shall pertain only to Victims, a Victims Next of Kin, or a Victim Representative, for the purpose of attendance at Lifer Parole Eligibility Hearings only.

The Warden shall ensure there is an operational procedure for the VSR position. The VSR or designee shall be responsible for the following:

- Making contact with attendees and answering any questions they may have.
- Explaining the BPH process, security screening procedures, required identification documents, and ensuring they received a copy of the BPH Hearing Handbook.
- Provide information to the attendee regarding appropriate attire to be worn into the facility. Appropriate attire shall conform to Title 15, CCR Section 3174 (a)(2) and (b)(1)(2)(3)(4).
- Asking attendees if they have any special needs such as medications, assistive devices or special foods or juice they will need to keep with them in the institution.
- Suggesting that attendees with medical implants containing metal bring available medical documentation/certification from a clinician identifying the location and type of any medical implant in order to expedite the screening process.
- Providing attendees with directions to the institution if necessary.
- Informing attendees that the VSR or designee will be awaiting their arrival.
- Ensuring all necessary paperwork to process the attendees into the institution has been completed and received.
- Asking attendees if they have documents or information they will be bringing to the hearing.
- Escort attendees to a waiting room near the BPH hearing area that is separate and apart from the inmate, his or her attorney, and any other

attendees whose presence may be upsetting to the victim, next of kin, or their representatives.

- Ensuring the waiting room is supplied with at least tissue, water, note pads, and ink pens or pencils.
- Be present at the gate at least 10 minutes prior to the arrival time of the attendees in order to greet them and to assist with processing them into the institution.
- Ensuring the hearing room has appropriate accommodations.
- Remain with the attendees until the hearing begins and throughout the hearing. Attendees may, if desired, be escorted to a private area after the hearing and be given an opportunity to express their views about the hearing.
- Escorts attendees back to the entrance building after the hearing and processes them out of the facility.

62090.6.4.3 BPH Hearing Attendee Screening

Revised September 25, 2007

The following BPH attendee screening process is intended to ensure the safety of all persons entering CDCR institutions. The policy is based on standards and protocols employed by the United States Transportation Safety Administration.

Except as provided in this Article, victims, next of kin, and their representatives attending BPH hearings are required to successfully pass through a metal detector or alternate screening process as described below as a condition of entering an institution where a hearing is to be held. Attendees should avoid wearing clothing items that contain metal as these items will set off the metal detectors. Attendees are to remove coats, jackets, and items that may set off the metal detector before attempting to pass through the metal detector. Attendees who do not successfully pass through the metal detector will be subject to additional screening and may be denied entrance into the facility.

In the event an attendee is unable to successfully pass through the metal detector, CDCR custody staff shall use a hand held metal detection wand for a more localized search to identify the area(s) causing the alert.

If through the use of the hand held wand, custody staff can localize/isolate the area(s) which is causing the alert, a pat down of the area(s) will be conducted to determine the cause of the alert before being permitted into the institution.

Attendees who do not want to go through the metal detector or hand held wand screening may request a pat down search as an alternative.

Pat-down searches may also be required of attendees based on visual observations by custody staff, even if an audible alarm has not gone off.

Custody staff are required to communicate their actions to attendees prior to using hand-wands or conducting pat-down searches.

Custody staff are to use the back of the hand when patting-down sensitive body areas, which include the breasts (females only), genitals, and buttocks. For non-sensitive areas, including other parts of the torso, custody staff are required to use the front of the hand. An attendee has the option to request a private screening location.

Custody staff of the same gender as the attendee will conduct pat-down searches. An additional custody staff of the same gender as the attendee shall be present-when-ever a-pat-down search is conducted.

A companion, assistant, or family member as defined in Section 3000 of the Title 15 may accompany attendees with disabilities or medical conditions and assist them during a private or public screening. After providing this assistance, the companion, assistant, or family member will need to be re-screened. An attendee may ask for a chair if he or she needs to sit down during the screening process. Attendees should be required to raise their arms out during an inspection only as far as they indicate they can. Attendees who refuse appropriate screening will not be permitted into the institution and will be unable to attend the BPH hearing.

Whenever there is an alarm in the area of a dressing or bandage, custody staff will conduct a gentle limited pat-down of the dressing or bandage area over top of the attendee's clothing. In the event custody staff is not able to determine that a dressing or bandage is free of prohibited items via a pat-down, the attendee may be asked to lift the specific clothing item covering the bandage to effect a visual search, i.e., lift pant leg or sleeve to expose the bandaged area prior to being permitted into the institution.

Custody staff will not ask to, nor will they remove a dressing or bandage during the screening process. However, if custody staff is still unable to determine that the bandage is free of prohibited items after the pat down and visual inspection, the attendee will be denied access to the institution and will be unable to attend the BPH hearing.

62090.6.4.4 BPH Attendees with Disabilities and Medical Conditions

Attendees with disabilities and medical conditions may present medical documentation regarding their medical condition or disability to custody staff to help inform him or her of their situation and facilitate the screening process. This documentation is not required and will not exempt the attendee from the security screening process.

Attendees should advise custody staff of an implanted pacemaker, other implanted medical device, or metal implant and where that implant is located. Attendees who have a pacemaker should (but are not required to) carry a Pacemaker Identification Card when going through security screening and shall be screened with a full body pat-down search instead of walking through the metal detector or being screened with a hand-wand.

If an attendee states that he or she should not go through the metal detector or be screened with a hand-wand because it could affect the functionality of their implanted medical device or the magnetic calibration of their implanted medical device, custody staff shall conduct a full body pat-down search prior to the attendee being permitted to enter the institution.

Prostheses, Assistive Devices, and Mobility Aids

Custody staff are to visually and physically inspect prosthetic devices, assistive devices, mobility aids, casts or support braces as part of the screening process. Custody staff will not ask nor require removal of prosthetic device(s), casts, orthopedic shoes or support braces. Attendees may be asked to lift specific clothing to effect a visual inspection of the prosthesis or support brace, i.e., lift pant leg or sleeve to expose the prosthetic device.

Attendees will not be required to remove medical devices, such as an insulin pump, feeding tube, ostomy or urine bag at any time during the screening process. Attendees are to advise screeners if they have an ostomy or urine bag. Attendees are not required to expose these devices for inspection unless the hand held metal detection device is set off, at which point a visual and physical inspection (pat-down of the area, over top of clothing) will be conducted to ensure there are no prohibited items being concealed in the area.

Attendees who require use of a wheelchair shall not be required to pass through the metal detector nor be asked to transfer to another wheelchair for screening purposes. Custody staff shall affect a visual and physical inspection of their wheelchair. Custody staff shall then use a hand held wand to search the attendee.

Augmentation devices attached to wheelchairs are permitted through the screening process once they have undergone visual and physical inspection.

The following medical and disability-related assistive devices needed by attendees during the BPH process are permitted into the institution; however, they are subject to inspection and search. The assistive devices will be itemized on CDC Form 1000. Smaller items, such as necessary medications, scissors, and syringes shall be placed in a container provided by the institution and carried into the institution/hearing. The contents of the container will be accounted for via the CDC Form 1000 upon exiting the facility. All other items that are not needed during the hearing will be either left in the entrance building in a locker or returned to the attendees' vehicle:

- Wheelchairs, scooters, crutches, casts, canes, walkers, prosthetic devices, support braces, exterior medical devices.
- Orthopedic shoes and appliances, augmentation devices, Braille note takers, slate and stylus.
- Ostomy-related supplies such as positioning plates (wafers), collection pouches and scissors (blunt tipped.)
- Service animals such as dog guides, assistance, hearing and seizure alert dogs, monkey helpers.
- Supplemental personal medical oxygen containers/systems and other respiratory-related equipment and devices.
- All diabetes related equipment and supplies, including:
 - Insulin and insulin loaded dispensing products (vials, jet injectors, pens, infusers, and preloaded syringes).
 - Unused syringes when accompanied by insulin or other injectable medication.
 - Lancets, blood glucose meters, blood glucose meter test strips, alcohol swabs, meter-testing solutions.
 - Insulin pump and insulin pump supplies (cleaning agents, batteries, plastic tubing, infusion kit, catheter, and needle).
 - Glucagon emergency kit.
 - Urine ketone test strips.

- Sharps disposal containers or similar hard-surface disposal container for storing used syringes and test strips.
- All types and forms of medication, dispensers, and related supplies necessary for the attendee during the BPH process.

All medications, including insulin, in any form or dispenser must be clearly identified. Attendees who are concerned about going through the walk-through metal detector with their insulin pump may request a full-body pat-down search and a physical inspection of their pump instead. Insulin pumps and supplies must be accompanied by insulin.

Hearing and Visual Disabilities

Attendees are not required to remove hearing aids or the exterior component of a cochlear implant during the screening process. Exterior components of a cochlear implant are to be visually and physically inspected while it remains on the attendee's body.

Custody staff are to explain the security process to persons with visual disabilities and verbally communicate with them throughout each step of the screening process. Screeners are to provide persons with visual disabilities with assistance by providing them with an arm, hand, or shoulder as they move through the process. White collapsible canes are to be physically inspected after attendees have passed through the walk-through metal detector so that attendees can guide themselves through the walk-through metal detector. Equipment such as Braille note-takers are to be physically inspected.

Medical Oxygen and Respiratory-Related Equipment

Supplemental personal medical oxygen and other respiratory-related equipment and devices (e.g. nebulizer, respirator) are permitted through the screening process once they have undergone screening. All respiratory equipment and oxygen will be visually and physically inspected. Attendees are not required to disconnect from their oxygen or respiratory device.

Service Animals

Attendees using an animal for assistance should carry appropriate identification. Identification may include: cards or documentation, presence of a harness or markings on the harness, or other credible assurance of the attendee using the animal for their disability. At no time during the screening process will attendees be required to be separated from their service animal. Custody staff will not touch service animals. Attendees are required to maintain control of the animal in a manner that ensures the animal cannot harm the screener. Attendees are to advise the screener how they and their animal can best achieve screening when going through the metal detector as a team (i.e., walking together or with the service animal walking in front of or behind the attendee). If the walk-through metal detector alarms in the situation where the attendee and the animal have walked together, both the attendee and the animal must undergo additional screening. If the walk-through metal detector alarms on either the attendee or the animal individually (because they walked through separately), additional screening must be conducted on whoever alarmed the walk-through metal detector. If the animal alarms the walk-through metal detector, custody staff will ask the attendee or companion to remove the animal's collar, harness, leash, backpack, vest, etc., for staff inspection prior to being permitted into the institution.

62090.6.4.6 Religious or Cultural Items

Attendees are permitted to wear their head covering including those who wish to keep their faces covered during the screening process. If the attendee cannot successfully pass through the metal detector, the attendee will be re-screened using hand-wands and a pat-down search as described above. The only exception to this policy is if the alarm is still unresolved, the attendee may request the opportunity to remove the head covering in a private screening area before custody staff of the same gender to clear security.

Religious, cultural, or ceremonial items that pose a risk to the safety of staff or the security of institutions, such as religious knives, swords, etc., are not permitted inside the institution.

62090.6.4.7 Identification and Additional Materials

In accordance with Title 15, CCR Section 3173, and Department Operational Manual (DOM) Proof of Identity, all adults attending BPH hearings shall present acceptable government-issued identification.

Victims, next of kin, and/or their representatives attending a BPH hearing are permitted to bring the following personal items with them to the hearing, in addition to the items allowed pursuant to this Article and for visitors in general pursuant to DOM Section 54020.15:

- Food items such as whole fruit, a sealed candy bar or sealed granola bar, upon inspection and approval;
- Writing materials, documents, and a book, upon inspection and approval.

62090.6.5 Media/Television Coverage of BPH Hearings

CCR (15) (2) 2031 covers media representation at hearings, and CCR (15) (2) 2032 covers television and radio coverage of BPH hearings. No television coverage shall occur without approval of the Warden.

BPH staff shall coordinate these activities with the affected institution's Warden. The PIO shall provide written notice to the entrance building of authorized media, TV and radio personnel as well as any approved equipment.

Media personnel shall be escorted to and from the BPH hearings by custodial staff.

62090.6.6 Custodial Coverage of BPH Hearings

BPH hearings shall be provided custodial coverage. One officer shall be assigned to BPH coverage for the duration of the scheduled hearings. When security needs require additional staff, determined by the Warden or their designate, they shall be assigned.

- Custodial staff assigned to BPH coverage shall wear Class A uniforms.
- Custodial staff providing BPH coverage shall carry handcuffs, handcuff key, and a personal alarm device and have immediate access to a set of waist chains. Other necessary equipment may be utilized if approved by the Warden.

Duties of Coverage Officer

The assigned officer shall secure safety equipment and report to the BPH hearing area in sufficient time to:

- Perform a security inspection of the board room(s) and adjacent areas.
- Process the first scheduled inmate into the board waiting area at least 15 minutes prior to the starting time of the hearing.

Only inmates scheduled for BPH hearings shall be allowed in the boardrooms or affected areas.

- Each inmate shall remain under the direct supervision of custodial staff. The BPH coverage officer shall be physically present in the hearing room unless specifically directed otherwise by BPH commissioners.
- Each inmate shall be given a clothed body search each time the inmate enters or departs the BPH hearing room.
- Inmates may bring into the BPH area or hearing room only material absolutely essential to their hearing. This material shall be inspected (not read) each time the inmate enters or departs the hearing room.

When security requirements dictate special security precautions, the BPH commissioners shall be advised prior to the hearing.

62090.6.7 BPH Parking Areas

BPH staff shall be provided designated parking spaces in the employee parking lot. On scheduled BPH hearing days, institution staff shall ensure that the designated spaces are available to BPH staff.

62090.6.8 BPH Staff Processing Into Facility

BPH staff shall be processed through the facility staff entrance building in the same procedure used for institution staff.

- Personal effects shall not be searched, however, briefcases, etc., shall be inspected.
- Positive identification is required.
- BPH staff shall sign the visitor register upon entering and leaving the institution.
- Escorts for BPH staff are not required.

62090.7 C&PR

Each institution's C&PR office is responsible for the preparation, coordination and follow-up for all Board hearings and related matters.

The C&PRs shall schedule their time during Board hearings to ensure full availability to meet Board needs.

When the Board recommends that an inmate be involved in vocational, educational, other upgrading programs, or that an inmate be transferred to another institution for diagnosis and/or evaluation for treatment, the C&PR shall follow-up as required.

62090.8 Institutional Board Reports and Preparations

Institutional Board reports are the responsibility of Correctional Counselors utilizing the formats described in this section. Board reports shall be completed in a thorough, concise and timely manner. Counselors may attend Board hearings as a learning process or if requested by an inmate, but are not expected to attend all hearings.

Non-Correctional Counselor staff may prepare reports under the close guidance of a supervising counselor. The completed Board report shall be signed by the non-Correctional Counselor employee and countersigned by

the counselor or captain overseeing the work after the administrator has reviewed the report to ensure its validity and completeness.

Before preparing a summary evaluation for the Board, the entire C-File and other pertinent files, such as the medical or psychiatric file, shall be reviewed. Any erroneous data shall be corrected. Source documents required by the Board or considered important for the Board's attention shall be removed, reviewed, have important content underlined, and be routed with the Board report to the C&PR.

62090.9 Inmate Copy of Board Reports

Prior to a scheduled appearance, the inmate shall be given a copy of all non-confidential portions of any report prepared for the Board.

Inmates shall be afforded an opportunity to discuss any aspect of the report they question with the counselor. If an issue is not resolved, it shall be clearly identified and efforts made to resolve it shall be noted. Such differences shall be documented in an addendum report to the Board, a copy of which shall also be sent to the inmate. The inmate may also prepare a statement regarding their disagreement with the report that shall become part of the material presented to the Board.

62090.10 Use of Reports

A Post-conviction Progress Report shall be utilized for Documentation, Initial, Subsequent, and Progress Hearings.

A Life Prisoner Evaluation Report shall be utilized for Initial and alternate Subsequent Hearings. Abbreviated Life Prisoner Evaluation Reports will be used for alternate Subsequent Parole Consideration Hearings.

For non-life ISL prisoner hearings, the old format BPH Hearing Report shall be used.

62090.11 Life Prisoners Two-Part Format

For all Life Parole Consideration hearings, a two-part format shall be used.

62090.11.1 Post-Conviction Progress Report

A simple year-by-year outline of the inmate's adjustment shall be prepared to reflect 12-month increments (i.e., 6/79 to 6/80 or 5/80 to 5/81) covering the period from the date term began or from the date of reception, whichever is latter to the present. Post-conviction Progress reports prepared for Subsequent Hearings will reflect behavior in 12-month increments covering the period of time since the most recent post-convictions progress report was prepared. It shall include prison placement, custody level (explain reason for any increased custody or specialized housing such as MAX, PHU, and SHU), work/training/program assignments, grades achieved, disciplinary violations, adverse or laudatory chronos, and any other significant events. Ensure that dates are noted, including the beginning and ending dates of programs.

Telegraphic writing style shall be used, as the emphasis is upon brevity, accuracy and clarity. Any previous hearing reports shall be retained, compiled and reused so that only a brief report to update the inmate's adjustment since the last report is necessary.

62090.11.2 Life Prisoner Evaluation Report

A comprehensive evaluation of the life prisoner's past pattern of criminal behavior and changes while in prison shall be prepared for Parole Consideration Hearings. The report is divided into commitment factors, pre-conviction factors, post-conviction factors, and parole plans.

A thorough study of the C-file, staff observations and an interview with the inmate shall be accomplished to complete the report.

The report's format provides a comprehensive evaluation for the Initial Parole Consideration Hearing and shall be retained for use at all Subsequent Parole Consideration Hearings.

62090.11.2.1 Extenuating Factors

The following shall be judiciously considered and incorporated within the report when completing life prisoner evaluation reports.

62090.11.2.1.1 Aggravating Circumstances

- The crime involved some factors described in BPH Rule 2403(b) or (c), as appropriate, in a category higher on either axis than the categories chosen as most closely related to the crime.
- The victim was particularly vulnerable due to age, physical or mental condition.
- The inmate occupied a position of leadership or dominance over other participants in commission of the crime, or they induced others to participate.
- The inmate had a history of criminal behavior for which the term is not being enhanced under BPH Rule 2286.
- During the commission of the crime the inmate had a clear opportunity to cease but instead continued.

- The inmate has engaged in other reliably documented criminal conduct which was an integral part of the crime for which they are currently committed.
- The inmate had a special relationship of trust with the victim, such as that of employee-employer.
- The manner in which the crime was committed created a potential for serious injury to persons other than the victim of the crime.
- The inmate was on probation, parole, in custody or had escaped from custody at the time the crime was committed.
- Specific circumstances in aggravation of first degree murder (PC 187):
 - The murder was wanton and apparently senseless in that it was committed after another crime occurred and served no purpose in completing that crime.
 - The corpse was abused, mutilated or defiled.
 - The inmate went to great length to hide the body or avoid detection.
 - The murder was committed to prevent the testimony of potential or actual witnesses at a trial or investigation.
 - The murder was committed to prevent discovery of another crime.
 - The murder was committed by a destructive device or explosive.
 - There were multiple victims for which the term is not being enhanced under BPH Rule 2286.
- Specific circumstances in aggravation of kidnapping for robbery or ransom (PC 209).
 - The incident involved multiple victims.
 - The property/ransom which the inmate had taken or attempted to take was valued at \$25,000 or more.
 - The kidnapping posed a threat to the public order, such as where the victim was a public official.

62090.11.2.1.2 Mitigating Circumstances

The crime involved some factors described in the approximate matrix in a category lower on either axis than the categories chosen as most closely related to the crime.

- The inmate participated in the crime under partially excusable circumstances which do not amount to a legal defense.
- The inmate had no apparent predisposition to commit the crime but was induced by others to participate in its commission.
- The inmate tried to help the victim, sought aid after the commission of the crime or tried to dissuade a crime partner from committing other offenses.
- The inmate has a minimal or no history of criminal behavior.
- The inmate was a passive participant or played a minor role in the commission of the crime.
- The crime was committed during or due to an unusual situation unlikely to recur.
- The crime was committed during a brief period of extreme mental or emotional trauma.

62090.11.3 Non-Life Prisoner Evaluation Format

Revised September 25, 2007

The format described below shall be used for non-life prisoner hearings.

Purpose of hearing. Specify in capital letters the type of hearing:

- ISL INITIAL PAROLE HEARING.
- ISL SUBSEQUENT PAROLE HEARING.

Custody

Institutional history. Reflect past and present custodies, and their duration in months. Explain the reason for any increased custody specialized housing such as SHUs or PHUs.

Transfers

Summarize any transfers during the reported period or since the inmate's reception, recording the most recent transfers first and indicating the reason for the transfers.

Program Record

Program record. (Omit sections that are not applicable.)

- Academic education. State the education level at reception. Evaluate ability to learn (IQ), and chronologically summarize academic achievements and motivation, as reported by the Education Department, since the inmate's reception.

- Vocational instruction. Chronologically summarize all past and current training being received and achievements. Note past and anticipated dates of completion. If terminated without completing a course, summarize the reasons.
- Work. Chronologically list all past and current work assignments, noting duration and work habits. Evaluate their total work pattern.
- Self-help programs. Chronologically list participation in group activities for the period of time addressed in the report, such as group counseling, Alcoholics Anonymous and/or Narcotics Anonymous. This section should also include athletic participation, hobby, Inmate Advisory Council or any inmate documentable activity.
- Programs recommended by BPH. Chronologically list the program categories recommended and the degree of participation or reasons for noncompliance. List the current participation first.

Inmate Resources

Inmate resources and plans for release.

- Marital status/child support. Summarize present family situation such as married, a registered domestic partner, single, common-law, or divorced. Report status of any marriage intent or returning to a marriage upon release. List obligations to pay family support in dollar amount, name of county and address of agency to receive payments.
- Employment. List job offers if the inmate has job commitments. Include employment address, phone number, type of work and proposed salary. If there are no job offers, the inmate's desires shall be noted. Indicate the relationship between the inmate's intent for employment and institutional work and vocational training.
- Other community resources. Indicate prior union membership, status of driving privileges, if driver's license is valid, and special employment needs, such as tools or clothes.
- Residence. List current county of commitment resources. Indicate name, address, and location of prospective residence upon release. If placement is to be with relatives or friends, review significant attitudes and reasons for this placement. List all phone numbers, directions to the address if in a rural area or a P.O. Box number. Indicate if the inmate will need assistance from the Parole Agent and note any financial resources the inmate may have to aid this placement.
- Alternative County of Parole. If inmate has alternative to county of commitment plans, list them in order of residence, with whom and relationship, any job offers, special needs to complete parole.

Counselor Evaluation

Counselor evaluation. (Analysis and professional judgment.)

- Attitude toward offense. Outline the commitment offense and the inmate's present attitude towards it. Note if the inmate's attitude is the same as when received or if it has changed. The inmate shall not be required to admit guilt or discuss factors if they choose not to.
- Institutional adjustment. Describe the inmate's overall behavior pattern in prison, effects of prison on their personality, and their rapport with staff and peers. Describe significant medical or emotional problems and treatment.
- Prognosis. Indicate if the inmate understands or foresees any problems they will face and if the inmate's release plans are realistic. Note if the inmate has developed social skills to cope with the stresses of society. Advise the Parole Agent of problem areas and positive traits. Provide a balanced opinion of readiness for release, being careful not to make a recommendation.
- Technical data. Indicate any holds or notices (agency and reasons). Current status of crime partner, including last Board action on crime partner if presently incarcerated. If enemy or gang affiliation exists, refer to the confidential folder if appropriate. Include any other significant information not covered above.
- Addenda. A chronological list of disciplinary reports shall be compiled and attached to the report. If a disciplinary violation occurs a day to two before the Board hearing, custodial staff shall provide the records office with a brief statement of the incident and an estimate of when the disciplinary process shall be completed.

62090.12 ISL Prisoner Progress Hearing

Progress Hearings are held to determine if a previously set parole date should be advanced because of the inmate's conduct. Parole dates may be advanced, but cannot be extended without a separate rescission hearing.

The Post-conviction Progress Hearing Report shall cover institutional history only from the date of the last Board hearing. Each progress report shall be a supplement to the report for the hearing in which parole was granted.

The Parole Consideration Hearing Report that was prepared for the hearing at which parole was granted and all progress reports shall become part of the permanent case summary.

62090.13 Psychiatric Evaluations Life Prisoners

The BPH requires a full psychiatric evaluation of life prisoners for all first Documentation, Initial and Subsequent Parole Consideration Hearings. An evaluation is also required for any Rescission Hearing based on psychiatric problems or assaulting/sexual behavior. Inmates shall be retained on psychiatric referral status unless specifically removed by a BPH panel.

Cases recommended to category X [explained in DOM 62080] shall be calendared to appear no sooner than in one year unless the panel specifically instructs that the inmate be calendared upon completion of the evaluation. Those inmates who refuse to participate in a BPH ordered evaluation shall be retained on psychiatric referral status and calendared on the scheduled calendar.

Psychiatric Evaluation Reports shall be completed and distributed to the inmate, the inmate's attorney and the DA at least 15 days before the hearing.

62090.13.1 Psychiatric Report Preparation

Brevity with accuracy and clarity is the standard for this report. A more detailed evaluation may be written and attached as an addendum to the report if the psychiatrist/psychologist determines it necessary.

Lay terminology and explanations of technical terms and diagnoses shall be used where possible. These reports become part of a legal record that may be used by many laymen, including the inmate. Accordingly, the report should not contain psychodynamic speculations or other material that may be easily misinterpreted. Information of value to the psychiatrist shall be explained in laymen's terms to avoid misunderstandings.

Detailed repetition of information that is available elsewhere in the inmate's C-File shall be avoided.

Previous psychiatric reports shall be retained in the case summary for reference. If the previous report is virtually the same as the current one, do not rewrite the entire report. Indicate that the case has been reviewed, there is no significant psychiatric change, and the previous report is still accurate.

After the report has been written, any new developments in the case shall be reported on CDC Form 128-C, Medical - Psychiatric - Dental chrono, and sent to the C&PR for inclusion with the psychiatric evaluation.

62090.13.2 Psychiatric Report Format

Indicate in the first paragraph if this is the first, second, etc., report to the Board on this inmate, or if it is an addendum (less than nine months since the last evaluation).

Indicate in the second paragraph the frequency of contact with the inmate, such as if they are under treatment and how long, or if it is a single contact for this report only. For the first report only, note any pertinent previous psychiatric history with a short digest of essential conclusions and treatment. Briefly summarize the inmate's current development and progress, avoiding repetition of information available elsewhere in the inmate's C-File or in previous evaluations.

Briefly delineate, in the third paragraph, the present psychopathology supporting the diagnosis and prognosis which follow. Any previously reported psychiatric conclusion(s) shall be re-evaluated. Causative factors, self-understanding, attitudes, motivation for change, emotional stability, social identification, sincerity, and rehabilitation shall be commented on. A neurophysiological appraisal must be included if organicity is present. If drugs are being used for treatment, include the observed impact on the inmate's current condition.

The fourth paragraph shall indicate the psychiatric diagnosis(es) using standard nomenclature followed by lay term explanation, as necessary.

Psychiatric Conclusions

The fifth paragraph shall include the evaluator's best estimate of the inmate, based on psychiatric reasoning (not legal or administrative) in the following manner:

- Be sure to note the reasons wherever possible.
- Note the relationship of the diagnosed psychopathology to the criminal behavior.

General Conclusions

During observation in the institution, the inmate has:

- Psychiatrically improved slightly, moderately, or greatly.
- Psychiatrically deteriorated slightly, moderately, or greatly.

- Psychiatrically has shown no significant change.

No conclusions can be drawn because of insufficient time and observation by the reporter.

In a less controlled setting, such as return to the community, the inmate is:

- Considered likely to continue improvement.
- Considered likely to hold present gains.
- Considered in all probability to deteriorate because of (list reasons).

In all cases of pedophilia and some other cases of unusually specific or direct relationship between psychopathology and crime, add the following:

- Considered mentally (un)able to refrain from repetition of their offensive behavior.

Suggested Actions

(Include only if applicable.) From a psychiatric standpoint, the inmate should:

- Be continued in present rehabilitation program as continued benefit is likely. Note the recommended specific treatment prescription.
- Be removed from special calendar because psychopathology is not significantly related to future criminal behavior and psychiatric opinion will not contribute to release decision.

When two or more favorable psychiatric reports with similar conclusions for release have been written, in the case of more difficult judgments, these reports must have been written by more than one examiner or reviewed by a psychiatric council.

When there have been repeated unfavorable psychiatric reports describing a stable mental condition which cannot be expected to change, the conditions under which parole would be possible or become possible must be spelled out. For example, in some cases, parole might be possible only to a supervised domicile program including psychiatric care. In recommending removal from psychiatric calendar because of repeated unfavorable reports, it must be recognized that release is prohibited and therefore, those changes that would make release possible should be indicated so that the Board will request re-evaluation when such changes do occur.

When the inmate should be considered for transfer to DMH under PC 2684 or DMH inpatient/day treatment at CMF, and it is anticipated that such treatment may result in the inmate being able to return to society; DMH, (if it accepts the transfer) will retain such inmates only as long as it is of benefit to the inmate.

Parole and Release

If the inmate is to be paroled or released, consideration should be given to the following:

- Violence potential outside a controlled setting in the past is considered to have been less than average, average, or greater than average and at present, is estimated to be decreased, increased, or the same. In this context, violence potential is equated with inflicting physical harm on others or great emotional harm, as by creating fear. Average violence potential is interpreted to mean the violence potential possessed by the average inmate.
- Conditions of parole should include inpatient treatment, outpatient clinic, halfway house, no alcohol or other special attention/supervision needs as indicated.
- If outpatient clinic is recommended, indicate if:
- Mandatory for parole from institution.
- Necessary as soon as possible after parole.
- Merely desirable if available.

Inmates convicted of PC 273A, Willful Cruelty Toward Child/Endangering Life, Limb or Health and PC 273D, Inflicting Corporal Punishment Upon Child Resulting in Traumatic Injury, shall have a psychiatric evaluation to determine the extent of counseling which may be mandated as a condition of parole per PC 3002.

Applicable cases shall be referred for an evaluation in sufficient time to enable the report to be completed and included with the Release Program Study (CDC Form 611), which is referred to the Division of Adult Parole Operations.

Drug therapy should be continued while the inmate is on parole. They should receive (name drug), in a dosage (amount), (number) times a day.

Recommendations to the classification committee (prior to release):

- Indicate what the Post Board Classification Committee should do with the inmate if the inmate is denied parole.
- If a parole date is set, indicate any recommendation(s) pertinent to the period remaining in the institution before parole such as:

- A further psychiatric evaluation should be completed just prior to release.
- Indicate the reasoning for all recommendations.

62090.14 Preparation of Clinical Reports by Counselors

There may be occasions when large numbers of psychiatric referrals and limited psychiatric staff may require that qualified CC-IIIs prepare clinical reports, in lieu of psychiatric evaluations, for selected cases and under supervision of a Board certified psychiatrist or licensed psychologist.

The format for psychiatric evaluations shall be used by the counselor except the title of these reports shall be changed to "clinical evaluation." Those areas of the format that call for psychiatric diagnosis and psychiatric conclusions shall be changed to indicate personality description and conclusion(s).

Counselors shall not prepare nor sign as its originator any report/evaluation that implies by its title or description that it was prepared by a psychiatrist or psychologist.

A psychiatrist/psychologist shall not sign as their own report, a report bearing a psychiatric title or description which was prepared by a counselor, without having personally interviewed the inmate.

62090.14.1 Procedures

PC 5068 sets forth the basis for the above directives. To this end, the following procedures are established:

- When existing staff or consulting psychologists or psychiatrists can adequately handle the evaluation workload, counselors shall not prepare clinical evaluations in lieu of the psychiatric evaluations.
- Counselors who are to prepare clinical evaluations shall be selected on the basis of their:
 - Special interest in this type of work.
 - Having two years of graduate training and experience in the treatment or evaluation of emotionally disturbed individuals. If the two years of training is primarily academic, supervised field work is highly desired.
 - Where appropriate, a psychiatric council shall be established to review such evaluations prepared by counselors.
 - The council shall be composed of the institution's chief or program psychiatrist/consulting psychiatrist (chairperson), a clinical psychologist, a captain or CC-III and the counselor who prepared the evaluation.
 - Custodial personnel who are familiar with the inmate's behavior and attitude may also be included on the council.
 - The psychiatric council has final responsibility for the accuracy and quality of the report.
 - If the report is accepted, it shall list the names of the council and be signed by the council's psychiatrist.

Supplemental Findings

- If the council determines there are supplemental findings or recommendations, they shall be added below the counselor's signature and endorsed by the council, as above.
- If there is a difference in the findings of the counselor and the council, the council shall set forth the reasons for their difference of opinion before endorsing the counselor's report.
- The report shall retain the clinical evaluation title unless the psychiatrist personally interviews the inmate.
- After the inmate has been interviewed, the report may be retitled a psychiatric evaluation and signed by the psychiatrist or psychologist.
- The council shall make every effort to interview the inmate when the report is reviewed. Every effort shall be made to maximize the number of inmate interviews to ensure these evaluations reflect the observations of our most highly trained professional personnel.
- Graduate students working towards a doctorate degree in psychology and CC-IIIs who are working towards becoming qualified to prepare clinical evaluations for the Board, may prepare such reports under the direct supervision of a licensed staff psychologist or a Board certified psychiatrist.
- Evaluations prepared by students and trainees shall be signed by the student/trainee.
- The evaluation shall be approved and endorsed by a staff psychologist, psychiatrist, or the psychiatric council.

62090.15 Revisions

The Deputy Director, Division of Adult Institutions, or designee shall ensure that the content of this Article is current.

62090.16 References

PC §§ 3040, 3041, 5058, 5068, and 1168(b).
CCR (15) (2).

ARTICLE 14 — RESERVED

ARTICLE 15 — UNASSIGNED

ARTICLE 16 — RESERVED

ARTICLE 17 — SEXUALLY VIOLENT PREDATORS

Revised June 7, 2012

62130.1 Policy

In accordance with the Welfare and Institutions Code (W&IC) Section 6600 et seq., the California Department of Corrections and Rehabilitation (CDCR) provides a systematic method in the identification, screening, referral, and tracking of potential Sexually Violent Predators (SVP).

62130.2 Purpose

The purpose of the SVP law is to provide an additional level of protection to the community from individuals who, based on their social, criminal, and institutional history, are deemed dangerous and predisposed to engage in sexually violent predatory behavior, if released from prison without treatment.

62130.3 Sexually Violent Predator

To meet the criteria requiring a SVP evaluation, the inmate's case factors must include the following elements:

- Is in custody under the jurisdiction of the CDCR when the district attorney files the petition for commitment with the court.
- Received a determinate sentence.
- Convicted of a sexually violent offense against one or more victims.
- Has a diagnosed mental disorder that makes the person a danger to the health and safety of others in that it is likely that he or she will engage in sexually violent criminal behavior.

The SVP qualifying offenses are identified in the W&IC Section 6600, and Department Operations Manual Section 62130.8.

62130.4 Classification Services Unit Role

The Classification Services Unit (CSU) shall ensure departmental coordination, compliance, and standardization of SVP processes. CSU performs the following tasks:

- Resolves conflicts.
- Raises concerns for resolution.
- Prepares legislative reviews.
- Provides a computer listing of inmates and parolees in revoked status to each Warden and Classification and Parole Representative (C&PR)/Reception Center (RC) Correctional Counselor (CC) III at least nine months prior to the scheduled release dates. This list is generated from the Offender Based Information System for inmates subject to registration as sex offenders pursuant to the Penal Code (PC) Section 290 list.
- Maintains a database, which includes records and statistics of all potential SVP cases screened by the Division of Adult Institutions (DAI) and Division of Adult Parole Operations (DAPO).
- Forwards cases meeting SVP criteria to the Board of Parole Hearings (BPH) for an independent review and further processing. For cases where a conclusive determination cannot be made based upon a review of the current central/electronic file and archive file documents, see the BPH section below.
- Forwards a copy of all Department of Mental Health (DMH) and /or BPH results upon receipt, for placement in the inmate's central/electronic file.
- Generates teletypes for SVP transfers to Atascadero State Hospital (ASH), Coalinga State Hospital (CSH), or Patton State Hospital (PSH) upon request from the SVP Coordinator at either California Men's Colony-East (CMC-E) or California Institution for Women (CIW).
- Provides formal training to CDCR staff.
- Serves as the CDCR liaison to the following:
 - BPH

- CSU refers cases to BPH in which a final determination cannot be made based upon available information. These are commonly referred to as “MAYBE” cases and consist of any SVP package that does not contain complete and sufficient documentation necessary to address the SVP statutory commitment criteria. Typically, “MAYBE” cases will involve out-of-state and out-of-country sex offense convictions; California convictions of SVP offenses for which supporting documentation is missing or incomplete; juvenile adjudications for SVP under certain circumstances; mentally disordered sex offender commitments to DMH; military and federal convictions for any sex offenses, etc. BPH will attempt to obtain the necessary documentation related to the conviction. BPH will then provide the documentation to the California Department of Justice (DOJ), who will complete a legal analysis of the case, and make the determination whether the sex offense convictions outside of California contain the same elements as the qualifying SVP offenses listed in the W&IC. BPH shall advise CSU of the determination results.
- If after completing their independent review, BPH determines the case meets the criteria for SVP, BPH will forward the case to DMH and provide CSU with documentation of their determination.
- If after completing their independent review, BPH determines the case does not meet the criteria for SVP, BPH will notify CSU of the determination and provide documentation of the results.
- The BPH may order that an inmate remain in custody for no more than 45 days beyond the inmate’s release date for completion of the DMH process.
- After release from CDCR, BPH may conduct Revocation Hearing proceedings for SVP pre commitments/commitments who are involved in serious revocable misconduct.
- DMH
 - DMH conducts clinical evaluations of potential SVPs to determine if the inmate has a diagnosed mental disorder which makes the inmate a danger to the health and safety of others, in that it is likely that he or she will engage in sexually violent criminal behavior.
 - DMH refers individuals meeting SVP criteria to the inmate’s county of commitment with a request for petition for a civil commitment.
 - DMH clinicians shall provide SVP treatment at CDCR to individuals who had been placed at ASH, CSH, or PSH for SVP processes and who subsequently return to CDCR as a result of serious misconduct.
 - DMH shall notify CDCR of the evaluation determination and provide documentation of the results.
- C&PRs.
 - See Section 62130.5

62130.5 Classification and Parole Representative or Correctional Counselor III at Reception Centers

The C&PR or CC III at a RC is responsible for establishing a tracking system to ensure inmates who have been convicted of a PC Section 290 offense are screened at least nine months prior to release pursuant to the W&IC Section 6600 et seq. The C&PR/RC CC III is also responsible for:

- Ensuring CCs and designated Correctional Case Records staff have received training in the SVP screening processes.
- Ensuring the Automated Release Date Tracking System is used at least bimonthly to identify PC 290 cases that require screening.
- Reviewing and signing the completed CDCR Form 7377, Sexually Violent Predator Screening, ensuring the veracity of the information provided and that all supporting documentation is attached.
- Ensuring “sex related” reports and documents are requested from appropriate agencies and departments upon receipt of an inmate from the RC for purposes of determining “R” suffix designation.
- Ensuring additional information is obtained from the Strategic Offender Management System (SOMS)/Electronic Records Management System (ERMS) for “MAYBE” cases.
- Ensuring inmates with less than 120 days to release shall be processed within 24 hours of discovery to the CSU prior to review of archive documents unless the documents are in the central/electronic file.

- Ensuring attachments of supporting documents are pertinent to the SVP qualifying offense.
- Ensuring CSU is advised of release date changes for “YES” and “MAYBE” cases within 24 hours of the date change via facsimile of the CDC Form 112, Chronological History.
- Ensuring CSU is advised via facsimile of transfers of “YES” or “MAYBE” cases within 24 hours of completed transfer.
- Ensuring CSU is advised via facsimile of inmates who are out to court (OTC) for SVP proceedings within 24 hours of departure.
- Notifying CSU and the receiving institution of the need for an SVP screening when an inmate who appears on the monthly download has transferred prior to the receipt of the monthly list from CSU.
- Completing and attaching a CDCR Form 1884, Justification Referral Sheet, to the CDCR Form 7377, if less than six months are remaining to the scheduled release date.
- Ensuring the completed CDCR Form 7377 SVP supporting documentation subsequently received are filed on a drop board under the fingerprint card in the legal section of the central file or scanned into the legal section of the electronic file using SOMS/ERMS.
- Notifying CSU upon the placement of a BPH Temporary Hold and again upon placement of a 45-day Hold.
- Coordinating with the Institution Personnel Officer for State identification cards/gate clearance issuance for DMH Evaluators conducting SVP clinical evaluations.
- Arranging for DMH evaluators to have access to specified central/electronic and medical files. Identify an appropriate location to conduct the file review and the clinical evaluation of an inmate.
- Approving review of an inmate’s confidential information by a DMH clinician, if that information is germane to the SVP evaluation. Direct DMH evaluators to limit the use of the information so as not to disclose in any later written report, information that is specifically derived from a confidential document. Require a court order to provide a copy of a confidential document.
- Coordinating with the Transportation Unit and CMC-E, the transfer of male inmates to ASH or CSH, via CMC, and with CIW the transfer of female inmates to PSH, via CIW, based on the following determinations:
 - Court order for housing at ASH, CSH, or PSH.

Note: Transportation of inmates to ASH, CSH, or PSH shall be expedited in compliance with a court order.

- Providing CMC-E information necessary for receipt of a male inmate transferring to ASH or CSH, via CMC-E.
- Providing CIW information necessary for receipt of a female inmate transferring to PSH, via CIW.
- Providing updated PC 3058.6 and 3058.8 notifications to law enforcement agencies and requesting individuals, respectively, and ensuring the following has been completed:
 - Contact the individual requesting notification pursuant to PC 3058.8 by telephone or other communication the next working day upon release of the inmate if a county, district attorney, court, DMH, or other agency assumes custody of the inmate, if other than originally noticed. The information should include:
 - The receiving agency’s name.
 - The agency contact person’s name and telephone number, if known, to assist the victim/witness, etc. further.
 - Document the date, time, and staff name of the person providing updated information to the PC 3058.8 requesting individual on the CDCR Form 863-A, Confidential Notice of Release. Recommended statement to be included on the CDCR Form 863-A, “Requestor notified on _____ (date) of release to the agency.”
 - Forwarding the central file to CMC-E, regarding an inmate who has reached his scheduled release date and is released to another’s custody pursuant to W&IC 6600 et seq.

CMC-E’s C&PR shall arrange transportation of parolees from ASH to the designated location for Revocation Hearing proceedings.

CIW’s C&PR shall arrange transportation of parolees from PSH to the designated location for Revocation Hearing Proceedings.

62130.6 Time Constraints

In the interest of public safety, staff shall adhere to the following time frames:

- Cases shall be screened nine months prior to the scheduled release date, unless inmate is received with less than nine months to release.

If the case is identified with less than nine months remaining to release, the following action shall be taken:

- Cases identified within 45 days of release must be faxed to the CSU with a follow-up telephone call within 24 hours of discovery.
- Cases identified between 46 and 120 days of release must be prepared immediately and sent via overnight mail to CSU within 24 hours of discovery.
- Cases identified between 121 days and 8 months of release must be prepared immediately and sent via overnight mail to CSU within 5 working days of discovery.
- Cases identified with release dates between 8 to 9 months must be mailed to CSU within 30 days.

A CDCR Form 7377, SVP screening, submitted with less than six months remaining to release shall require the following additional attachments:

- A CDCR Form 1884, Justification Referral Sheet, containing a concise written explanation describing why the potential SVP case was not submitted according to the above noted time frames. There are two authorized exceptions to referring a case for evaluation with less than six months remaining to serve. They are as follows:
 - The inmate was received into CDCR with less than six months to serve.
 - The inmate's release date is modified by a judicial or administrative action.
- A copy of the inmate's CDC Form 112, Chronological History.
- A copy of the judicial action or administrative action that modified the inmate's release date, if applicable.

62130.7 California Department of Corrections and Rehabilitation Form 7377, Sexually Violent Predator Screening

The completion of the CDCR Form 7377, SVP screening, shall not be delegated to a staff member below the level of CC I. The CDCR Form 7377 must be prepared neatly, legibly, and accurately. Detailed instructions for completing the CDCR Form 7377 are located on the reverse of the document. Designated staff shall be accountable for accuracy and completed staff work.

The CDCR Form 7377 reflects the case review and completion of the form includes, but is not limited to, the following:

- Inmate's name and CDC number.
- Criminal Identification and Information (CI&I) number.
- County of controlling case (listed on the Legal Status Summary (LSS)).
- Type of release/release date.
- Controlling discharge date.
- Selection of one SVP determination.
- Reference documents include: the Abstract of Judgment (AOJ)/Minute Order, Felony Information/Complaint, etc.
- Comments on the CDCR Form 7377 if any potential reference documents are not available for review.
- The screener's name and date printed legibly.
- "YES" and "MAYBE" determinations require the submission of the CDCR Form 7377 and copies of all SVP qualifying supportive documentation, to include:
 - LSS.
 - Institutional Staff Recommendation Summary.
 - Probation Officer's Report.
 - AOJ/Minute Order.
 - Felony Information/Complaint.
 - CI&I.
 - Federal Bureau of Investigation printout.
 - Archive files (sex related).
 - Sex related CDC Form 115s, Rule Violation Reports (including disciplinary violations from prior terms).
 - Parole violation charge(s), if charge includes an element of illegal sexual conduct (including prior sex related parole violations).
 - Parole violation(s) and conviction(s) for failure to register pursuant to PC 290.
- Previously processed "YES" cases, also known as "RECYCLED," require a new CDCR Form 7377 and a copy of the inmate's parole violation charge(s) or new commitment information to be submitted to the CSU.
- "NO" determinations require only a current completed CDCR Form 7377 be submitted to CSU.
- CDCR Form 7377 distribution:
 - Original to CSU SVP Coordinator.

- Copy placed in central file or scanned into the legal section of the electronic file using SOMS/ERMS.
- Copy to inmate upon request.

62130.8 Sexually Violent Predator Penal Code and Statutory Law Qualifying Offenses

The following statutory criteria are SVP qualifying offenses. Qualifying offenses include, but are not limited to, the following:

- PC 261, Rape-Acts Constituting (all subdivisions).
- Note: A defined "Rape by Threat" conviction regardless of the PC Section is an SVP qualifying offense.
- PC 262, Rape of Person Who Is Spouse of Perpetrator (all Subdivisions).
- PC 264.1, Rape or Penetration of Genital or Anal Openings by Foreign Object in Concert by Force or Violence.
- PC 269, Aggravated Sexual Assault of a Child (all Subdivisions).
- PC 286, Sodomy (all subdivisions).
- PC 288, Lewd Act on Child or Dependent Person (all Subdivisions).
- PC 288a, Oral Copulation (all Subdivisions).
- PC 288.5 Engaging in Three or More Acts of Substantial Sexual Conduct With a Child Under Age 14 (Continuous Sexual Abuse of a Child Under 14).
- PC 289, Anal or Genital Penetration by Foreign Object (all Subdivisions).
- Felony convictions for any of the following acts with the intent to commit PC 261, 262, 264.1, 269, 286, 288, 288a, 288.5 or 289 are also qualifying offenses under Proposition 83, the Sexual Predator Punishment and Control Act, better known as Jessica's Law:
 - PC 207, Kidnapping Defined.
 - PC 208(d), Kidnapping; Punishment (old law).
 - PC 209, Kidnapping for Ransom or Extortion.
 - PC 220, Assault.
- Convictions prior to July 1, 1977, for an offense described in any of the previously delineated PC sections (even if the PC section is different, i.e., Rape by Threat).
- Conviction(s) (sex related or not) (misdemeanor or felony) resulting in a Mentally Disordered Sex Offender (MDSO) designation, including dispositions resulting in State hospital placement, mental health treatment, credit for time served, county jail, probation, unknown disposition, etc.
- Not Guilty by Reason of Insanity findings that involved a qualifying offense.
- Qualifying convictions dismissed, expunged or voided due to receipt of a Certificate of Rehabilitation pursuant to PC 1203.4.
- Out-of-state and out-of-country conviction(s) of any sex offense that after a thorough review by the DOJ are determined to be equivalent to the above noted offenses.
- Conviction(s) by a military or federal court of any sex offense that after a thorough review by DOJ are determined to be equivalent to the above noted offenses.
- PC qualifying offenses regardless of the degree of force, violence, duress, menace, or fear of injury indicated within the Probation Officer's Report or court documents.
- Felony Convictions for "Attempts" or "Accessory" to the above listed offenses are not qualifying offenses.
- Misdemeanor convictions for the above listed offenses are not qualifying offenses (exception: MDSO criteria explained above).
- Juvenile Court Adjudication. A prior juvenile adjudication of a sexually violent offense may constitute a prior conviction for which the person received a determinate terms if all of the following applies:
 - The juvenile was 16 years of age or older at the time he/she committed the prior offense.
 - The prior offense is a SVP offense as specified in W&IC 6600, subdivision (b).
 - The juvenile was adjudged a ward of the juvenile court within the meaning of PC Section 602.
 - And the juvenile was committed to the California Youth Authority now known as the Division of Juvenile Justice (DJJ) for the sexually violent offense.

62130.9 California Men's Colony-East/California Institution for Women Sexually Violent Predator Coordinator

Upon the arrival of transferring inmate(s) enroute to ASH, CSH, PSH, the California Men's Colony-East (CMC-E)/California Institution for Women (CIW) Sexually Violent Predator (SVP) Coordinator shall be responsible for:

- Reviewing the confidential section of the central/electronic file to ensure that the sending institution documented a subsequent contact with the PC Section 3058.6 and/or 3058.8 law enforcement agency and/or requesting individual(s), respectively, when the inmate/parolee was released to another custody than originally noticed.
- Contacting the CSU SVP Officer of the Day, to request a teletype to receive an SVP enroute to ASH, CSH, or PSH.
- Arranging transport from CMC-E to ASH or CSH for male inmates or from CIW to PSH for female inmates.

62130.10 Central File Custody During SVP Processes

The central file of a male inmate who is OTC for SVP processes is subject to standard OTC procedures. Upon the inmate reaching his release date, the C&PR shall ensure the central file is forwarded to CMC-E for custodial care.

62130.11 Sexually Violent Predator Release Allowances and Personal Funds

The paroling institution is responsible for preparing the CDC Form 102, Release Statement, upon the release of an inmate, who has been ordered by a court to be committed as a SVP pursuant to the W&IC Section 6604, to ASH or CSH, via CMC-E for male inmates, or to PSH, via CIW for female inmates. The paroling institution shall prepare a check for the amount of personal funds reflected on the CDC Form 102 and forward the check and original CDC Form 102 to ASH, CSH, or PSH. The CDC Form 102 shall record the following information:

- The individual was not given the release allowance at the time of parole due to transfer to ASH, CSH, or PSH pursuant to W&IC Section 6604. Upon release from ASH, CSH or PSH, the parolee shall be issued the release allowance.
- No deduction for clothing. (Clothing will be provided by the DMH.)
- No deduction for transportation costs. (Upon release, the parolee will pay for transportation costs from issued release allowance.)
- The amount of personal funds due and state that the personal funds were forwarded to the appropriate parole unit.
- The date the individual will leave the paroling institution and the scheduled arrival date at ASH, CSH, or PSH.

If an inmate paroles to ASH, CSH, or PSH as an SVP, Case Records staff will note on the CDC Form 102 that the inmate is paroling to ASH, CSH, or PSH as an SVP and send CDC Form 102, personal and release funds, in check form to the designated Parole Agent II at the appropriate parole unit.

In the event an inmate is released to hold at a county jail, and reaches his/her parole date while in custody, the designated Parole Agent or Probation Officer will be contacted and shall coordinate the issuance of funds upon the parolee's release. If the inmate's controlling discharge date has expired, upon release, he/she may report to the previously designated Parole or Probation Office to request release funds pursuant to the Department Operations Manual Section 81010 in accordance with PC Sections 2713 and 2713.1.

62130.12 Personal Property

Each institution will process and store the personal property of inmates who are OTC for SVP proceedings in accordance with current procedures. The personal property of inmate's who reach their scheduled release date while OTC for SVP proceedings shall be sent directly to ASH, CSH, or PSH by the inmate's previous institution.

Personal property should be transferred with the inmate when the transfer is within CDCR institutions, in accordance with current procedures.

Prior to transfer, the sending institution will ensure the inmate disposes of any unauthorized property in accordance with California Code of Regulations, Sections 3190(c) and 3191(c)(1), (2), and (3). The following property is not allowed at ASH, CSH, or PSH and shall be disposed of prior to the inmate's transfer to ASH, CSH or PSH:

- Razor blades or disposable razors.
- Any item which is corrosive, flammable or explosive.
- All cigarette lighters.
- All products in aerosol containers.
- Radios and/or cassette players equipped with an external telescopic antenna, or that operate by an external electrical power cord, or require a D cell battery or larger.
- Headphones with a metal headband and/or a cord greater than four feet in length.
- Television sets other than solid state LCD three-inch diagonal screen televisions with mirror attached.
- Any electrical appliance which requires a cord to operate.

- Chewing gum, fruits or perishable foods of any type.
- Personal mirrors, including hand mirrors.
- All food products in glass containers, unless factory sealed.
- All caffeinated beverages.

62130.13 Revisions

The Director, DAI, or designee shall ensure that the contents of this Article are accurate and current.

62130.14 References

CCR (15)(3) §§ 3190 and 3191.

PC §§ 207, 208, 209, 220, 261, 262, 264.1, 269, 286, 288, 288a, 288.5, 288.7, 289, 290, 1203.4, 3058.6, and 3058.8.

W&IC § 6600 et seq.

CHAPTER 7 — ADULT CASE RECORDS INFORMATION

ARTICLE 1 — UNIFORM CASE RECORDS SYSTEMS

Revised January 7, 1993

71010.1 Policy

PC 2081.5 requires that the Director shall keep complete case records of all prisoners under custody of the Department, which records shall be made available to the BPT at such times and in such form as the BPT may prescribe.

Case records shall include all information received from the courts, probation officers, sheriffs, police departments, DAs, State DOJ, FBI, and any other interested agencies and persons.

Case records shall also include a record of diagnostic findings, considerations, actions, and dispositions with respect to classification, treatment, employment, training, and discipline as related to the facility correctional program of each prisoner.

71010.2 Purpose

This Section defines the authority for and the implementation of the Department's Uniform Case Records System.

71010.3 Administration of Case Records System

The Chief, Correctional Case Records Services, plans, develops, and administers the Department's Uniform Case Records System.

71010.3.1 Case Records Administrator Duties

Correctional Case Records Administrators (CCRA) provide direct technical support to the CCRM within the administrator's assigned facilities and parole regions.

71010.3.2 Case Records Staff Duties

CCRMs, supervisors, and specialists perform a variety of activities in the receiving, maintaining, interpretation, and disposition of inmate, resident, parolee, and releasee records in a records unit of a facility, parole region, or headquarters.

71010.4 Responsibility of Case Records Staff

Interpret court commitment orders; initiate criminal identification process; analyze inmate legal status to determine crime and sentence with applicable enhancements, aggravations, limitations, and good behavior credits; compute parole and discharge dates; direct preparation of legal forms for transfer, extradition, parole, and discharge of persons under the jurisdiction of the Department.

Analyze and act for the Department on subpoenas and collateral court orders, certify departmental records required by law, review individual case actions of various term-fixing and release-granting authorities to assure legal and policy compliance.

Direct the preparation of paroling authority calendar schedules, minutes, and implementation of their decisions.

Act as consultant to departmental staff, court officers, inmates, and other governmental agencies or authorized persons regarding:

- Departmental responsibility under pertinent laws and administrative standards.
- Interpretation and application of laws and standards related to inmate receipt, sentencing, paroling, and release.

71010.5 Signing of Documents

Pursuant to the provisions of PC 5055, persons in the below-listed positions are authorized to sign, on behalf of the Director, the documents as indicated:

Certification of criminal records pursuant to PC 969(b).

Letters authorizing transfer to another jurisdiction under court decision In re Stoliker (49 Cal. 2d 75,78) and In re Riddle (3 Crim 4056,66).

- Chief, Correctional Case Records Services.
- CCRAs.
- CCRMs.
- Correctional Case Records Supervisors (CCRS).
- Correctional Case Records Specialists (CRS).

Certification of criminal records pursuant to PC 969(b).

Letters authorizing transfer to another jurisdiction under court decision In re Stoliker (49 Cal. 2d 75,78) and In re Riddle (3 Crim 4056, 66).

- Wardens.
- RPAs.

Letters designating other states or federal facilities as the place of confinement for California prisoners in accordance with PC 2900(2)(3).

- Chief, Correctional Case Records Services.
- CCRA.
- Region I Interstate Unit:
 - CCRM.
 - CCRS.
 - CRS.

71010.6 Written Communications to CCRMs

Written communication shall be directed to the Warden or RPA from the respective Deputy Director for action. Copies shall be distributed simultaneously to the affected CCRM in order to expedite dissemination of information.

71010.6.1 Telephonic Communications

Direct telephone communication shall be maintained between the Chief, Correctional Case Records Services, and the CCRM on technical matters related to case records functions.

71010.6.2 Follow-Up Procedures

Any telephonic instructions that deviate from established procedures shall be followed up by written communications.

71010.7 Uniformity

Variations in the methods of recording vital information regarding inmates/parolees shall not occur.

Differences of opinions between facilities or parole regions concerning methods of recording shall be brought to the attention of the CCRA for resolution.

Facility and PAs shall suggest methods for resolution of problems.

The final decision on all such issues shall be made by the Chief, Correctional Case Records Services.

CCRAs and CSRs shall check all files reviewed to ensure that the material in such files is in the order specified and that a reasonable effort is being made to bring about uniformity.

Employees reviewing the records shall consult with the proper facility/PA concerning the contents of the case file, attempt to assist the local facility/parole region in solving any problems relating to these files with a view to their proper organization, and to report uncorrected variations to the Director by the Chief, Correctional Case Records Services.

71010.8 File Definitions

The following sections shall define and describe some of the different files used by case records:

71010.8.1 C-File

The master file maintained by the Department containing reports, evaluations, and correspondence regarding each person committed to its jurisdiction is commonly referred to as the C-File.

71010.8.2 Auxiliary File

Auxiliary files maintained by the indicated sections of the facility for the specific function of those sections:

- Education File.
- Health Record.
 - Medical File.
 - Psychiatric File.
 - Dental Record.
- Visiting File.

71010.8.3 Field File

The file maintained by the assigned Parole Agent in the unit parole office.

71010.8.4 Discharge Files

Files maintained after a person has been discharged from supervision and jurisdiction of the Department.

71010.9 Accuracy

The CCRM of a CRU is responsible for the accuracy and content of the legal portion of the C-File as it relates to the sentence, parole, and release date calculations.

Assigned counselors, Parole Agents, and supervisory staff responsible for generating evaluations and reports, including work time cards and chronos, are responsible for the validity and accuracy of information contained in such reports.

If an error causes an inmate, resident, parolee, or releasee to be released from a facility or the jurisdiction of the Department prior to or later than the correct release date, a complete report with appropriate recommendation to eliminate such incidents shall be submitted through the local chain of command to the Warden. The Warden or RPA shall submit the report to the Chief, Correctional Case Records Services.

71010.10 Priorities

Establishment of priorities for case records is a departmental function.

The Chief, Correctional Case Records Services, shall determine the needs of the departmental case records system and assign the appropriate priorities.

When local available resources are inadequate to accomplish all assigned case records functions and any omission of certain duties may have an impact upon other facility or parole region functions or programs, the Chief, Correctional Case Records Services, shall determine the needs of the departmental case records system and assign appropriate priorities.

Local variations shall occur only with the knowledge and approval of the local Warden, RPA, and the Chief, Correctional Case Records Services, and may be permitted only on a temporary basis.

71010.11 File Security

Only personnel as outlined in the DOM 13030.3.1 shall read, handle, transport, or have access to an inmate/resident/parolee's C-File or copies of its contents.

Except in an emergency, all C-Files are to be housed in or returned to the case records office at the close of business each work day and as soon as possible after an emergency.

Under no circumstance will files be taken off State property without the express permission of the Warden, RPA, their designee, and/or the Chief, Correctional Case Records Services.

All C-Files removed from the case records office shall be kept in a secure environment under supervision of personnel authorized to handle such materials.

Inmate/residents are not to have access to any file or file material other than copies of file material in their own file.

Inmates shall not have access to any file or documents classified as confidential.

71010.11.1 Inmate Access to Files

Inmates, parolees, residents, or releasees shall not be assigned to handle or transport C-Files, except under direct supervision and escort.

Files are to be contained in a secure container, and control procedures shall guarantee the safe transportation of files.

Inmates/residents shall not be assigned in case records offices or in any area where there is ready access to case files or material except that when they are under constant and direct supervision.

Appropriately classified and assigned inmates may be permitted in case records offices to perform such duties as building maintenance or janitorial services.

71010.11.2 Release of Files to Other Agencies

Inmate records shall not be released to any agency, except the office of the Attorney General, or person outside the Department without a court order.

In response to a court order, the inmate record(s) shall be transported by and remain under the control of a delegated departmental employee as designated by the Warden or RPA.

C-Files may be transferred with the approval of the local administrator between offices of the Department to facilitate response to a court order or to an office of the Attorney General for their review. In these instances, the file(s) shall be returned to the sending office at the earliest possible time.

Any requests not covered above shall be referred by the local CCRM to the Chief, Correctional Case Records Services, for approval.

71010.12 Location of Records—Inmates/Residents

All files of inmate/residents are maintained at the facility of confinement except:

- Felons sentenced pursuant to the W&I 1731.5(c) and housed in a CYA facility are maintained in the LPU.
- The files of felons serving a California term and housed in another state or federal prison are maintained in the Sacramento Control Office Unit, Region I (also known as SACCO).

71010.12.1 Location of Records—Parolees/Releasees/Community Correctional Facilities

All files of parolees and Community Correctional Facilities (CCF) inmates are maintained in the regional parole office.

All files of releasees are maintained at the California Rehabilitation Center.

71010.13 Case Record Audits

The Department's policy regarding accuracy and content of the legal portion of the C-File prompts thorough audits at various times during a person's incarceration and parole. CCRMs shall ensure that audits are completed:

- Upon arrival after transfer to a facility, CCF, or parole unit.
- Prior to transfer to another facility or CCF. (Time Collection, Hold/Want/Detainer records only.)
- 60 days prior to a scheduled release date.
- 10 days prior to a scheduled release date.
- At other times as determined by the CCRM.

71010.13.1 Audit Special Interest Cases

In addition to the audits listed above, the records of high notoriety or other special cases shall be audited every 30 days during the last nine months of incarceration.

71010.13.2 Criteria

Audits shall include, but are not limited to, the following:

- Receipt of all appropriate legal documents from the court.
 - Abstract of Judgment or Minute Order as the commitment document.
 - Transcript of Proceedings at Time of Sentencing.
 - PORs and Notices.
- Proper recording of goodtime/worktime credit documentation including computer entries of time cards/chronos, credit gains, losses, restorations, and dead time. (Computer entry of time cards/chronos is sufficient documentation.)
- Audit of time cards shall only be from the date of last worktime credit gain.
- Postings on CDC Form 112, Chronological Inmate History, to ensure that they are correct and accurately reflect the status of the inmate/parolee.

71010.13.3 Audit Check Sheet

The Audit Check Sheet shall be used by case records staff whenever an audit is being performed. It is a checklist of various factors that must be reviewed while completing case records audits.

The checklist indicates that the auditor has reviewed, calculated, and posted the records and the records properly reflect the correct status of the inmate/parolee at the time of the audit.

- The checklists shall be filed on top of the legal section of the C-File and retained until the parole region has completed its intake audit or the subject has been discharged from the facility.
- In some instances, more than one staff person may be involved in the total audit; e.g., pulling, posting, and refileing the CDC Form 144, Control Card, after a credit loss. If a clerical employee does this function, they shall initial the checklist at the applicable lines.
- Use of the checklist will enhance the credibility of prior audits by other case records offices and thereby eliminate the redundancy of auditing the complete records when completing the various audits.
- When a file has been previously audited by case records staff and a checklist completed and initialed as required, only new case-factor material needs to be reviewed at subsequent audits.
- At the time of the 60-day prerelease and final audits, all case factors shall be reviewed.
- The CCRM shall ensure that the C-Files are cross-audited by a CRS, other than the person having primary responsibility for the case.
- The CDC Form 112 shall be posted following each audit as follows: (date) file audited, (initials of auditor).

71010.14 Revisions

The Deputy Director, Institutions Division, or designee shall be responsible for ensuring that the contents of this section are kept current and accurate.

71010.15 References

PC §§ 969(b), 2081.5, 2900(2)(3), 5055.

W&I § 1731.5(c).

In re Stoliker (49 Cal. 2d 75, 78).

In re Riddle (3 Crim 4056, 66).

DOM § 13030.

CCR (15) (2) (3) (5).

ARTICLE 2 — CASE RECORDS SERVICE UNIT*Revised August 21, 1992***71020.1 Policy**

Uniform CRUs are established which have statewide operational responsibility.

71020.2 Purpose

This section sets forth the procedures of the CRUs which have statewide functions and application.

71020.3 Case Records Service Units

The Identification/Warrants (ID) Unit, Archives Unit, Sacramento Control Office (SACCO), and the LPU are departmental records units. These units provide centralized services to departmental staff, other law enforcement agencies, and interested persons on the status of persons committed to the Department.

71020.4 Identification/Warrants Unit Hours of Operation

The unit operates 24 hours a day, seven days a week.

71020.4.1 Identification/Warrants Unit Supervision

Indirectly supervised by a correctional case records administrator.

Directly supervised by an Office Services Supervisor II.

71020.4.2 Functions of Identification/Warrants Unit

The functions of the ID/Warrants Unit include:

- Locator.
- Identification number/research.
- Warrant dispatch.

71020.4.3 Duties of Identification/Warrants Unit Staff

Staff assigned to the unit:

- Locate the region of a parolee's supervision.
- Identify inmate's assigned facility housing.
- Provide commitment data to law enforcement and other authorized agencies with a need to know.
- Provide information on persons discharged from the Department since 1957.
- Place holds pursuant to PC 3056 and/or W&I 3151 for the P&CSD.
- Conduct file searches and issue new identification numbers for newly received felons and civil addicts committed to the Department.
- Respond to telephone inquiries that require nonconfidential information concerning felons/civil addicts.
- Aid facilities and parole regions in identifying and locating inmates/parolees when the identification number is unknown.
- Maintain the Department's warrants register.
- Maintain the FAX services for the Department and the BPT .
- Act as headquarters' duty officer. Receive facility duty officer reports by telefax service.
- Dispatch BPT and NAEA warrants issued on parolees-at-large, releasees-at-large, and facility escapes. Warrants shall be abstracted by FAX upon request.
- Microfilm and maintain the file of confidential material on discharge cases.

71020.4.4 Resources Available to Determine Status of Individuals

The below-listed resources are available to unit staff to identify, locate, and determine the status of individuals:

- OBIS.
- DDPS.
- Microfiche commitments 1976 to current.
- Microfilm commitments prior to 1976.
- Warrants register.
- CLETS.

71020.4.5 Procedures for Issuing Departmental Numbers

All departmental identification numbers shall be issued by the ID Unit.

- All identification numbers shall be issued in numerical order.
- Receiving facilities shall telephone the unit for assignment of a CDC identification number.
- To facilitate processing the volume of persons received at reception centers, the ID/Warrants Unit shall issue blocks of numbers.

- In exceptional cases, inmates may be received at a facility other than a reception center. In those instances in which an inmate is received after normal working hours, the facility shall hold the person without a CDC number until the morning of the first workday. On the first workday, a CDC number shall be obtained.

71020.4.6 Confirmation of Numbers Issued

OBIS shall forward a printout of all facility admits at the close of "moves" each day.

The printout shall include:

- CDC number.
- Full name.
- Date of birth.
- Old CDC numbers (if known).
- CI&I number (if known).

Upon receipt of this printout, ID Warrants Unit staff shall research all the available resources to determine whether or not the person has previously been committed to the Department.

Due to the possible effect on the classification and housing of the new inmate, this research shall be given a high priority.

ID Warrants Unit staff shall promptly advise facility case records staff of the results of the research for old CDC numbers.

71020.4.7 Types of Departmental Numbers

An "H" shall prefix all numbers issued to male felons. When all "H" numbers have been issued, a "J" shall prefix all numbers issued to male felons.

A "W" shall prefix all numbers for female felons.

An "N" shall prefix all numbers issued to civil addicts.

- Numbers 1 to 19999 shall be reserved for female civil addicts.
- Numbers 20000 to 99999 shall be reserved for male civil addicts.

71020.5 Archives Unit Location

The Archives Unit is a departmental function located at CMF.

71020.5.1 Archives Unit Supervision

Directly supervised by a Correctional Case Records Supervisor.

Indirectly supervised by the CCRM at CMF.

Functionally supervised by a Correctional Case Records Administrator.

71020.5.2 Functions of Archives Unit

Discharge file section:

- Receive and account for case records of discharged inmates delivered to the unit.
- Audit incoming files for completeness and documentation of administrative and release board actions on the CDC Form112, Chronological Inmate History.

Document request and certification section:

- Process requests for documents authorized pursuant to the IPA. See CC 1798 for further details.
- Process requests for proof of prior convictions for inmates/residents discharged from the Department. See PC 969(b).

71020.5.3 Requests for Information From Archives Unit

Requests for information, documents, or certifications shall indicate:

- Name.
- CDC number.
- Date of discharge as records are filed in date order.

71020.5.4 Microfiching of Records Going to Archives Unit

The complete case record of all persons discharged shall be microfiched at the assigned parole region prior to transfer to the Archives Unit. See DOM 71020.5.6 and 71020.5.7 for exceptions.

71020.5.5 Transferring Records to Archives Unit

All records and documents forwarded to the unit shall be identified by name, number, and discharge date on the CDC Form134, Records Transfer Checksheet.

71020.5.6 Archives File Retention

Health records. Retain in hard copy for seven years after discharge, then destroy (CCR (22) 70751[c]).

Fingerprint cards and photographs. Retain in hard copy for 30 years, then destroy.

All other remaining case records retain in microfiche 30 years, then destroy.

71020.5.7 Records Transfer Exceptions

Discharge cases that need to be retained in hard copy one year and then processed as in DOM 71020.5.6, include:

- Out-to-court discharges.
- Prisoners from other agencies.
- Prisoners from the federal prison system or a federal agency.
- DMH patients received pursuant to W&I 7301.
- Prisoners from other states received pursuant to PC 2902 or 11190.
- Safekeeping cases pursuant to PC 4007.

Hard-copy files of "N" number residents not amenable for treatment shall be retained at the facility/region for six months after discharge and then processed as above.

Hard-copy files of discharged diagnostic study "Z" cases shall be retained in reception centers six months and then forwarded to the Archives Unit where they shall be retained an additional two and one-half years.

Hard-copy files of discharged public interest cases shall be transferred to the Archives Unit and retained for 30 years prior to referral to the State Archives.

71020.5.8 Procedures for Disposing of the Records of a Deceased/Discharged Individual

Records of the deceased shall be handled according to the following:

- Retain in the facility or parole region for six months or until conclusion of any litigation.
- Forward files to the Archives Unit where they shall be retained intact for three years from the date of death or conclusion of any litigation, whichever is later.
- The CCRM shall determine the status of the litigation prior to transfer.

71020.5.9 Procedures for Reviewing a Discharged Individual's Records

Requests for review of discharge records originating outside the Department shall be submitted to the supervisor of the Archives Unit for processing.

Discharge records shall be forwarded to the CCRM of the facility or parole region nearest the requester's office for subsequent review.

Case records requested by the AG's Office shall be forwarded directly to the requesting deputy.

Case records shall be returned to the Archives Unit as soon as possible after the records have been reviewed.

The supervisor of the Archives Unit shall maintain a listing indicating:

- Name.
- CDC number.
- Discharge date.
- Name of requester.
- Location where file forwarded.
- Date file forwarded.
- Date file returned.

The supervisor of the Archives Unit shall follow up every 30 days to ensure that all records are returned to the unit.

71020.6 Sacramento Control Office

The SACCO Unit is located at Region I headquarters.

71020.6.1 Supervision of Sacramento Control Office

The SACCO Unit is directly supervised by a Correctional Case Records Supervisor.

Indirectly supervised by a Case Records Manager.

Functionally supervised by a Correctional Case Records Administrator.

71020.6.2 Sacramento Control Office Functions

Functions of the SACCO Unit include:

- Recording commitments and tracking inmates serving terms in other jurisdictions, including:
 - Escapees from the Department who have been convicted and received by another jurisdiction.
 - Consecutive cases.
 - Concurrent cases.
 - In Re Stoliker cases.
 - Western Interstate Corrections' Compact cases.

- Verify and document work history on inmates eligible for the work incentive program.
- Make arrangements to have inmates returned to the Department to complete their term when the other jurisdiction makes them available.

71020.7 Supervision of LPU

Directly supervised by a CCRM.

Indirectly supervised by the Chief, Correctional Case Records Services.

71020.7.1 LPU Functions

Manually process inmate legal status for all cases with life commitments, zero to one-year and one-day commitments, and other indeterminate terms.

Process commitment and legal status for persons committed pursuant to PC 1170 (a)(2) (excessive credit).

Review legal documents and computerized legal status of cases with sentence discrepancies and communicate with the court for resolution.

71020.7.2 Responsibility of LPU for Cases Housed in CYA

The LPU functions as a reception center and facility case records office for those cases sentenced to State prison pursuant to W&I 731.5(c), but housed in a CYA facility.

LPU staff shall communicate with CYA staff and coordinate the maintenance of the records and computation of the correct release date.

71020.7.3 LPU Discrepant Commitments Responsibility

Discrepant cases are those cases in which errors in sentencing are detected from the data entered into the OBIS or detected by case records staff.

LPU staff shall review legal documents and case material when received from a reception center or facility and communicate with the court to resolve the discrepancy.

- When no response is received from the court within 45 days, a second letter shall be sent to the trial court.
- When no response is received from the court within 30 days after the second letter, the case shall be referred to the DA's Office.
- After a case has been referred to the DA's Office, no further action shall be taken by LPU staff.
- When a court responds and states that the previous order shall stand, no further action shall be taken by LPU staff.

71020.7.4 LPU's Responsibility for Forwarding Material

Upon resolution of any discrepancies or completion of the legal status, the below-listed material shall be forwarded to the appropriate facility/region for inclusion in the C-File:

- CDC Form 188, Legal Status Summary.
- Original case summary and confinement calculation.
- Original, amended, or modified Abstracts of Judgments or MinuteOrders received in LPU.
- Copies of all correspondence to or from LPU regarding the case.

71020.8 Revisions

The Deputy Director, Institutions Division, or designee shall be responsible for ensuring that the contents of this section are kept current and accurate.

71020.9 References

PC §§ 969(b), 1170(a), 1203.03, 1731.5(c), 2902, 3056, 4007, and 11190.

W&I §§ 1798, 3151, and 7301.

CCR (15) § 70751(c).

CC § 1798.

DOM § 71020.

ARTICLE 3 — TYPES OF RECORDS

Revised August 21, 1992

72010.1 Policy

The Department has developed and authorized the use of standardized forms and records. These forms and records prepared and used in various offices throughout the Department enable a uniform records system to be maintained.

72010.2 Purpose

This section defines the various forms and records and how they are to be prepared and maintained.

72010.3 CDC Form 131, Inmate Identification Card*Revised December 14, 2012*

A CDC Form 131, Inmate Identification Card, shall be prepared for each inmate received by the Department.

72010.3.1 Disposition of Inmate Identification Card When Transferring

Identification cards shall accompany inmates on transfer between facilities. Inmates may carry their identification cards or, at the discretion of the transporting officer, identification cards may be picked up and retained by the transporting officer while the inmate is in transit. If carried by the transporting officer, identification cards shall be immediately available to staff of any facility layover and to the receiving facility for reissue to the inmates upon arrival at their facility.

72010.3.2 Replacement of Lost Identification/Privilege Cards*Revised December 14, 2012*

Any inmate who loses, mutilates, or destroys an identification card shall be charged for making a new one.

72010.4 CDC Form 115, Rule Violation Report

CDC Form 115, Rule Violation Report, shall be prepared and distributed in accordance with the CCR Article 5, and DOM 52080.

A copy of the CDC Form 115 shall be numbered and filed in chronological order to constitute a register of facility violations in compliance with PC 2081.

One copy of the CDC Form 115, with the subsequent investigation reports, shall be given to the inmate and one copy shall be filed in the inmate's C-File.

Procedures for referring disciplinary reports to the BPT are outlined in this manual, CCR, and the BPT Rules.

State DOJ JUS Form 8715 shall be prepared when a violation is to be referred to the local authorities for possible prosecution. Upon return of the completed form from the local authorities, one copy shall be filed in the inmate's C-File, disciplinary section. The CCRM shall secure a copy of the commitment in any case where the authorities have indicated on JUS Form 8715 that the final disposition was a commitment to State prison.

72010.5 CDC Form 106, Visiting Questionnaire

The CDC Form 106, Visiting Questionnaire, shall be retained in a folder and maintained by visiting room staff.

- The Visiting Questionnaire folder together with the CDC Form 120, Visiting Card, shall be transferred with the inmate.

72010.6 CDC Form 128s, Progress Reports

The CDC Form 128 series (chronos) are used by staff to provide progress reports on inmates.

The original of all reports, except the CDC Form 128-G, Classification Chrono, and the CDC Form 128-E, Vocational Chrono, shall be mounted on CDC Form 108, C-File Chrono Sheet-General.

The chrono need not be typed. When handwritten, chronos shall be in black ink and legible.

Staff who have contacts of interest with inmates, relatives of inmates, or other persons interested in an inmate are encouraged to document these contacts on the appropriate CDC Form 128.

A route slip or similar device may be used when the chrono is directed to staff members before being placed into the C-File.

The last name of the person writing the report shall be placed on the bottom line on the far right-hand corner.

In addition to the date the report was written, the bottom line shall contain a descriptive title line indicating the subject matter contained in the report.

72010.7 CDC Form 128-A, Custodial Counseling Chrono

The CDC Form 128-A (white in color) shall be used only for the purpose of recording minor acts of nonconformance. The CDC Form 128-A shall be affixed to the CDC Form 108 in the disciplinary section of the C-File.

72010.7.1 CDC Form 128-B, General Chrono

The CDC Form 128-B (canary yellow in color) shall be used by staff when the subject matter to be reported involves matters of classification, parole, or social service.

- This form shall be used by counselors and chaplains when making reports on the religious activity or outside contacts of inmates.
- The number of contacts shall be indicated and any evidence of insight or change of attitude shall be noted.

- Staff shall use this form if none of the other forms in the CDC Form 128 series are applicable to record information regarding contacts with inmates or persons interested in inmates.
- Housing officers shall use the CDC Form 128-B to report such information as the inmate's relationships with fellow inmates, behavior, personal cleanliness, general attitude, and personality.
- The CDC Form 128-B-1 is initiated when an adverse classification action may occur or a major program change is anticipated.
- CDC Form 128-B shall be affixed to the CDC Form 108 in the general chrono section.
- CDC Form 128-B-1 shall be affixed to the CDC Form 108 in the classification section.
- The CDC Form 128-P, Credit Action, is prepared by the correctional case records staff when manually processing a change in release date.

72010.7.2 CDC Form 128-C, Medical/Psychiatric/Dental/Chrono

The CDC Form 128-C (pink in color) is used by the medical, psychiatric, and dental departments in place of a "memo." An exception is the psychiatric report prepared for the BPT.

- The CDC Form 128-C shall be affixed to the CDC Form 108.

72010.7.3 CDC Forms 128-D, E & F, Education Chronos

The CDC Form 128-D (white with blue ink) is used for reporting progress (not registration) in day or evening high school courses.

The CDC Form 128-E (blue) is used for reporting progress in day or evening vocational training courses.

CDC Form 128-F (green) is used for reporting progress in day or evening elementary school courses.

The appropriate forms are used for each course in which the student enrolls and shall be completed:

- At the end of each quarter.
- As a progress report prior to a parole board appearance.
- When the inmate drops out of class or for some other reason does not finish the course.
- With the bottom line containing the date and name of the course. The word "Day" or "Evening" (whichever does not apply) shall be crossed out.
- The CDC Forms 128-D and F shall be affixed to the CDC Form 108. The CDC Form 128-E shall be affixed to the CDC Form 109.

72010.7.4 CDC Form 128-G, Classification Chronos

The CDC Form 128-G (goldenrod in color) is used to record all classification committee decisions.

The CSR shall use CDC Form 128-G to record the approval or disapproval of transfers. This CDC Form 128-G shall become the official transfer authorization document.

The CDC Form 128-G shall be affixed to CDC Form 108-A.

72010.7.5 Classification Records

A "call sheet" serves as a notice of a committee meeting and is issued to all members of the classification committee by one member who is designated as committee secretary. This notice shall list the names of the inmates to be considered and the date and time of the meeting.

A "result sheet" noting committee decisions shall be prepared by the committee secretary and distributed to the CCRM and other facility staff on a need-to-know basis.

The committee recorder shall send notification of committee actions by memo or use of the "Result Sheet" to the Department heads responsible for carrying out the decisions of the committee.

72010.8 CDC Form 192, Custody Summary Folder

The CDC Form 192, Custody Summary Folder, is no longer prepared at reception centers. Wardens, however, have the option of preparing, using, and maintaining a custody summary folder during the inmate's stay at the facility.

Upon transfer, parole, or discharge, the custody summary folder shall be destroyed and not forwarded with the remaining departmental records.

Custody summary folders shall not be used for filing confidential information apart from information contained in the confidential folder of the inmate's C-File.

Nonconfidential documents in the custody summary folder shall be made available for disclosure at the time the inmate or the inmate's attorney is authorized to examine the nonconfidential portion of the inmate's C-File.

When screening the custody summary folder for confidential information, it shall be given the same care as a preview screening of the C-File.

72010.9 CDC Form 114-A, Detention/Segregation Records

The CDC Form 114-A, Detention/Segregation Record, shall be prepared for each inmate housed in lockup status. The record shall be prepared in the lockup housing unit and maintained inside the cell inspection log folder where the inmate is housed.

- Prior to forwarding the records to the case records office, documents shall be placed in an 8 1/2" x 11" manila folder. The inmate's identification number and name shall be affixed in ink to the folder.
- If the inmate is released to the general population, the records shall be forwarded to the case records office for retention with the C-File.
- If an inmate remains in lockup at the same facility for an extended period of time, the records shall be forwarded to the case records office every six months for filing and a new record created by the lockup housing unit staff.
- The case records office shall maintain this "satellite file" in close proximity to the C-File (similar to the manner in which "slough" files were maintained). If the inmate is transferred to another facility, the segregation record file shall be sent with all other records.

72010.10 CDC Form 101, Work Supervisor's Report

The CDC Form 101, Work Supervisor's Report, shall be routed to the records office for inclusion in the inmate's C-File on CDC Form 109, Work Report Chrono Sheet.

72010.11 CDC Form 144, Control Card

The CDC Form 144, Control Card, is prepared initially in the reception center and maintained by the case records staff in the facility and parole region.

When an inmate is transferred, paroled, or returned to custody, the card shall be forwarded with the C-File.

Definitions and instructions for completing the control card are discussed below:

Control Date

The control date is that date which next requires action or disposition regarding an inmate or parolee. The cards shall be filed in chronological order by the date in the control date section.

Number

The inmate's/parolee's departmental identification number (CDC number).

Name

The inmate's/parolee's commitment name.

Parole Unit

This section is for region case records staff to record the parole unit to which the parolee is assigned.

Lifer Court Notices Required

This section is marked to indicate that a notice to the court shall be sent prior to a BPT hearing on lifer cases or other indeterminate sentence law (ISL) cases as requested.

Parolee-at-Large/Releasee-at-Large (PAL/RAL)

This section is for region case records staff to record a parolee's/releasee's status and the date the parolee/releasee was declared PAL/RAL.

72010.11.1 Indeterminate Sentence Law (ISL) Data

The following information shall be entered on ISL cases:

Parole Date

An ISL parole date is entered in this block if the inmate has been granted an ISL parole date by the BPT.

Primary Term

The primary term discharge date is entered in this block if a primary term has been granted by the BPT.

Board Date/Civil Addict Program (CAP) Annual Review Date

The month and year in which an inmate is scheduled for their next ISL board hearing or, for a civil addict, their next annual review date or date specified by the NAEA .

72010.11.2 Determinate Sentence Law (DSL) Data

The following information shall be entered in DSL cases:

Maximum (Max) DSL Date/CAP Maximum Time in Program

The maximum (Max) date an inmate may remain in a facility on a DSL term or DSL recalculation or, in the case of a parolee, the Max date a parolee can

remain under parole supervision. For civil addicts, this date is the Max date a person can remain in the civil addict program.

DSL Release Date/CAP Max Time in Custody

The date an inmate is scheduled for release on a DSL recalculation or, in the case of a parolee returned to custody, the scheduled date for release from custody. For civil addicts, this date is the Max date a person can remain in custody.

Discharge Review Date/CAP Clean Consecutive Months on Outpatient Status (OPS)

The date one year after release to (or returned to) active parole status. For civil addicts, this is the date that shall indicate the conclusion of the clean consecutive months in outpatient status (OPS) for discharge consideration or the date the civil addict rolls over to civil addict parole.

72010.11.3 Miscellaneous Information

This section shall be used to record status of extended term screening. Case records staff may record other information in this section as needed.

72010.12 CDC Form 112, Chronological Inmate History

The CDC Form 112, Chronological Inmate History, shall be filed as the second sheet in the case summary section of the C-File.

If additional pages are needed, the inmate's name, CDC number, and chronological page number shall be entered at the bottom of each page.

72010.12.1 Corrections to CDC Form 112

Use of white-out or correction tape is prohibited.

When an entry is no longer valid (e.g., detainer dropped, release date changed, or posting error), a single line shall be drawn through the entry. The notation "No Longer Valid," the date and staff initials shall be placed adjacent to the lined-through material.

72010.12.2 Postings to CDC Form 112

Entries on the CDC Form 112 shall only include inmate movement/location, data affecting legal status, release and discharge date, length of parole, requests from law enforcement agencies, courts, or interested parties requiring responses, and all BPT and NAEA actions.

All entries on the CDC Form 112 shall be clear, legible and in black ink except those which are specifically designated to be in red ink.

All entries shall be initialed.

Only the abbreviations listed below and the standard facility abbreviations shall be used to provide uniformity.

72010.12.3 Departmental Rubber Stamp Specifications

Rubber stamp specifications:

- All capital letters in plain bold type. Average six characters per inch, letters one-quarter inch high.

72010.12.4 Rubber Stamp Postings/Red Ink Stamp

Red ink stamp:

- WANTED BY ___ (Write in the agency warrant/hold/detainer number, expiration date. Date stamp document when received and post this in left column.)
- NO LONGER WANTED BY _____ (Write in the agency warrant/hold/detainer number. Use date received. Cross out original wanted notice.)
- NOTICE REQUESTED ___ (Write in kind of request. Note if CDC Form 128-R is confidential.)

72010.12.5 Rubber Stamp Postings/Black Ink Stamp

Black ink stamp:

- Report requested, PC 1170(d).
- Report mailed, PC 1170(d).

72010.12.6 Postings/Handwritten in Red Ink

Handwritten in red ink (sample abbreviations as noted):

- Escaped.
- Escaped while on temporary community leave (TCL).
- Apprehended by ___.
- Apprehended by ___ after expiration of TCL.
- Public interest case.

72010.12.7 Postings/Handwritten in Black Ink

Handwritten in black ink (sample abbreviations as noted):

- Received (rec'd) reception center, SQ (condemned), other jurisdiction.
- Rec'd facility–interfacility transfer.

- Rec'd reception center as parole violator returned to custody (PVRTC).
- Rec'd reception center as parole violator returned with new term (PVWNT).
- Rec'd community correctional facility.
- Out-to-court (OTC)--witness, new trial/new charge (NT/NC), further proceedings.
- Court-return to finish term (Crt Ret TFT).
- Court-return with new term (Crt Ret WNT).
- Released to TCL.
- Returned from TCL (Ret'd from TCL).
- Ret'd from escape.
- Paroled to Region ____, unit name (Par to Reg).
- Ret'd to Parole, Region ____, unit name (Ret'd to Par Reg) (after release on appeal bond/bail, court order, including while out-to-court.)
- Discharged.
- Deceased.
- Pardon granted.
- Commutation of sentence.
- File audited.
- Additional commitment rec'd.
- Amended abstract of judgment rec'd, case # ____ (specify what was amended).
- Discharged from previous term, case # ____ (BPT Rule 2649).
- Commitment vacated/recalled/judgment suspended, case # ____.
- Arrested/located.
- Waiver of extradition (out-of-state arrest).
- Reinstate on parole effective ____.
- Schedule for revocation.
- Continue on parole.
- Earliest possible release date (EPRD).
- Current release date.
- Max release date (MRD).
- Minimum (MIN)/MAX DSL date.
- Projected revocation release date (PRRD).
- All Board actions, hearing date, dead time, parolee-at-large (PAL) date, discharge review date (DRD), controlling discharge date (CDD), revocation release date (RRD), ISL date.

____ Days Credit Lost. CDC 115, Dated ____ Log # ____

____ Days credit Restored. CDC 115, Dated ____ Log # ____.

72010.12.8 Items Not Posted to CDC Form 112

The following items shall not be posted:

- Release to out-to-court and return same day.
- Optional/unconditional waiver signed (this shall be part of the BPT action).

72010.12.9 Other Postings to CDC Form 112

Any entries not listed above shall be written out and not abbreviated to provide a clear understanding and meaning of the entry.

72010.13 Purging/Retention of C-File Material

When using C-Files, the counselor shall purge assigned case files of nonessential documents in accordance with the following procedures to maintain the C-File at a more manageable and less costly size and to improve the validity of case information.

72010.13.1 General Purge/Retention Guidelines

Eliminate duplication by retaining no more than a single copy of any item. Retain all legal documents and one copy of all parts of the case summary. Discard mail envelopes received with items placed in the file after the return address is copied onto the item. Apply departmental criteria for determining confidentiality before disposing of material.

- All nonconfidential material removed from the file shall be given to the inmate unless otherwise indicated.

- Confidential material removed from the file shall not be given to the inmate but shall be destroyed.

No material shall be removed from the C-File which affects the facility security or the health and safety of inmates or others. If material does affect either, the specified retention schedule for that item is waived and the item shall be retained in the file. For example:

- A threat on a person's life might be documented on an informational chrono, which according to the retention schedule is due for purging. Because of the safety issue, the reviewer shall retain that chrono in the file.

Do not use local "in-house" forms in lieu of departmental forms. In cases where a local form was used, purge it according to the criteria established for the departmental form.

72010.13.2 Specific Purge/Retention Instructions

Revised July 22, 2013

The following instructions apply to the types of documentation which may be found in a case file and shall be followed in the purge processes:

Board Report

Retain in hard copy; microfiche at discharge.

Psychiatric Evaluation

Retain in hard copy; microfiche at discharge.

Responses to PC 3042 Notice

Retain in hard copy; microfiche at discharge.

Statement by Judge and DA

Not usually received on CDC form, but is the PC 1203.1 statement which shall be retained in hard copy; microfiche at discharge.

Writs Filed by Life Prisoners

Regardless of the issue raised or the named parties, writs shall be retained until discharge. Numerous writs filed by litigious inmates may be retained in a separate file. Microfiche at discharge.

Correspondence Regarding the Prisoner and the Offense

Retain in hard copy; microfiche at discharge.

CDC Form 101, Work Supervisor's Report

Retain in hard copy; microfiche at discharge.

CDC Form 102, Release Statement and Clothing Authorization

Purge all but most recent one.

CDCR Form 104, Property and Cash Receipt-- Arrival

Do not file in C-File. Maintain current copies in property room.

CDC Form 105, Application for Mail and Visiting Privileges

Do not file in C-File. Retain in visiting office.

CDC Form 106, Mail and Visiting Privilege Questionnaire

Do not file in C-File. Retain in visiting office.

CDC Form 112, Chronological History

Retain in hard copy; microfiche at discharge.

CDC Form 114-A, Isolation-Segregation Record

Retain in hard copy; microfiche at discharge.

CDC Form 114-D, Order and Hearing for Placement in Segregation Housing

Retain in hard copy; microfiche at discharge.

CDC Form 115, Rule Violation Report (Administrative)

Retain in hard copy; microfiche at discharge.

CDC Form 115-A, Serious Rule Violation Report

Retain in hard copy; microfiche at discharge.

- Incident reports attached to CDC Forms 115 retained in hard copy; microfiche at discharge.

CDC Form 122, Property and Cash Receipt--Release

Do not file in C-File. Retain in property room.

CDC Form 123, Body Receipt

Retain in hard copy; microfiche at discharge.

CDC Form 126, Certificate of Driver Eligibility

Retain in hard copy; microfiche at discharge.

SOMS - Notification in Case of Inmate Death, Serious Injury, or Serious Illness

CDC Form 128-A, Custodial Counseling

Retain in hard copy; microfiche at discharge.

CDC Form 128-B, General Chrono

Retain in hard copy; microfiche at discharge.

CDC Form 128-B-1, Notice of Classification Hearing

Retain in hard copy; microfiche at discharge. These are needed for accreditation.

CDC Form 128-C, Medical-Psych-Dental

Retain in hard copy; microfiche at discharge.

CDC Form 128-C-1, Reception Center Medical Clearance/Special Instructions

Retain in hard copy; microfiche at discharge.

CDC Form 128-D, E, and F, Education Progress Reports

Retain in hard copy; microfiche at discharge.

CDC Form 128-G, Classification Chrono

Retain in hard copy; microfiche at discharge.

CDC Form 128-L, Education—College

Retain until BPT hearing (documentation, parole consideration, progress or rescission) which occurs after the conduct documented on the form, then purge.

CDC Form 128-M, Group Test Results

Retain in health records.

CDC Form 128-O, Document Receipt

Retain in hard copy; microfiche at discharge.

CDC Form 128-P, Loss of Credit Notification

Purge all but most recent notice.

CDC Form 128-P-1, Notice of Work Credits

Purge all but most recent notice.

CDC Form 128-R, Requested Notice of Escape or Transfer of Custody

Retain in hard copy; microfiche all but most recent notice.

CDC Form 138, Fingerprint Card

Retain in hard copy.

CDC Form 146, Release—Motion Pictures, etc.

Retain in hard copy; microfiche at discharge.

CDC Form 158, Certification of Education Achievement

Do not file in C-File. Retain in education/vocational office.

CDC Form 161, Warden's Checkout Order

Do not file in C-File. Retain in separate record office file for one year in addition to the current year.

CDC Form 188, Cumulative Case Summary—Face Sheet

Retain in hard copy; microfiche at discharge.

CDC Form 191, Inmate Time Card

Retain in hard copy; purge 60 days after last credit gain unless an appeal is pending.

CDC Form 193, Trust Account Withdrawal Order

Do not file in C-File. Retain in trust office.

CDC Form 198-A, Source of Information

Retain in hard copy; microfiche at discharge.

CDC Form 202, Request for Education Record

Do not file in C-File. Retain in education office.

CDC Forms 203, 204-A, 205-A, 206, 207-A, and 208

All these forms are obsolete.

CDC Form 209, Psychological Test Results

Retain in health record.

CDC Form 241, Request for Military Service Data

Purge when answer received.

CDC Form 248-A, Letter of Inquiry Re: Application for Employment

Retained in C-File only until reply is received, then purge.

CDC Form 255, Off-Reservation Work Assignment Eligible List

Do not file in C-File. Retain in custody office.

CDC Form 260, Personal Clothing Disposition

Do not file in C-File. Retain in property room.

CDC Form 279-L, Facility Appearance Evaluation Sheet

Retain in hard copy; microfiche at discharge.

CDC Forms 294 and 295, Western Interstate Corrections Compact Agreement and Cooperative Transfer Agreement

Retain in hard copy; microfiche at discharge.

CDC Forms 341, 342, 343, and 344, Discharge Certificates

Retain in hard copy; microfiche at discharge.

CDC Form 345, Power of Attorney and Authorization for Deposit

Retain latest in hard copy; microfiche at discharge.

CDC Forms 360, 360-A, 361, 362-A, and 362-B, NAEA Vote Sheet

Retain in hard copy; microfiche at discharge.

CDC Form 600, Wanted Persons System Notification—Addendum A

Retain current wants in hard copy. Purge upon cancellation.

CDC Form 602, Inmate/Parolee Appeal Form

Retain in hard copy; microfiche at discharge.

CDC Form 611, Release Program Study

Purge all but most recent one. Microfiche at discharge.

CDC Form 616, Form Letter--Request for Disposition of Probation, Waiver of Appearance and Right to Attorney

Purge when adjudicated.

CDC Forms 629-A and 629-B

SHU term of initial confinement, and re-determination of SHU confinement term. Retain in hard copy attached to CDC 115, microfiche at discharge.

CDC Form 643, Demand for Hearing and Trial

Retain in hard copy; microfiche at discharge.

CDC Form 644, Notice of Presumptive Death

Microfiche at discharge.

CDC Form 661, Form Letter to Inmate Re: Wanted by Other Agencies

Retain in hard copy; microfiche at discharge.

CDC Form 669, Motion to Dismiss Criminal Charges Pending

Retain in hard copy; microfiche at discharge.

CDC Form 678, Confinement Computation

Retain in hard copy; microfiche at discharge.

CDC Form 679-A Credit/Term Computation

Retain in hard copy; microfiche at discharge.

CDC Form 679-A Credit/Term Computation

Retain in hard copy; microfiche at discharge.

CDC Form 695, Appeals Office Screening Decision

Retain in hard copy; microfiche at discharge.

CDC Form 801, Notice of Detainer

Retain in hard copy, purge when returned to Department custody or paroled.

CDC Form 802, Interstate Compact/Placement Agreement

Retain in hard copy; microfiche at discharge.

CDC Form 804, Notice of Pending CDC 115

Retain in hard copy; purge when CDC 115 is adjudicated.

CDC Form 810, Confidential Information Listing

Retain latest in hard copy; microfiche at discharge.

CDC Forms 811 and 811-A, Confidential Information Removal Notice

Retain latest in hard copy; microfiche at discharge.

CDC Forms 812, Notice of Critical Case Information-- Safety of Persons; 812-A, Notice of Critical Information--Prison Gang Identification; and 812-B, Notice of Critical Information--Disruptive Group Identification

Retain in hard copy; microfiche at discharge.

CDC Form 813, Release From Liability

Retain in hard copy; microfiche at discharge.

CDC Form 819, Personal/Confidential Information Disclosure/Access Log

Retain in hard copy; microfiche at discharge.

CDC Form 833, Record Release Authorization

Retain in hard copy; microfiche at discharge.

CDC Form 839, Initial Classification Score Sheet

Retain in hard copy; microfiche at discharge.

CDC Form 840, Reclassification Score Sheet

Retain in hard copy; microfiche at discharge.

CDC Form 850, Detainer Summary

Retain in hard copy; microfiche at discharge.

CDC Form 888, Notice of Request for Search

Do not file in C-File. Retain in visiting office.

CDC Forms 913 and 914, Override and Sentence Date Entry

Do not file in C-File.

CDC Form 916, Credit Time Waiver

Retain in hard copy; microfiche at discharge.

CDC Form 958, Application for Restoration of Credits

Retain in hard copy; microfiche at discharge.

CDC Form 1502, Activity Report

Retain in hard copy; microfiche at discharge.

CDC Form 1503, Parolee Face Sheet

Retain in hard copy; microfiche at discharge.

CDC Form 1504, Parole Release Authorization

Retain in hard copy; microfiche at discharge.

CDC Form 1506, Transfer/Correction/Residence Change

Retain in hard copy; purge at discharge.

CDC Form 1507, Record of Interview (Reentry)

Retain in hard copy; microfiche at discharge.

CDC Form 1508, Parolee's Monthly Report

Do not file in C-File.

CDC Form 1509, Assistance Receipt

Do not file in C-File.

CDC Form 1510, Loan Repayment Receipt

Do not file in C-File.

CDC Form 1512, Form Letter Permit to Drive a Vehicle.

Obsolete, purge.

CDC Form 1515, Notice and Conditions of Parole

Retain in hard copy; purge at discharge.

CDC Form 1515-L, Conditions of Release

Retain in hard copy; microfiche at discharge.

CDC Form 1519, Request to Exercise/Restore Civil Rights

Obsolete, purge.

CDC Form 1521-A, Actions of the Parole & Community Services Division

Retain in hard copy; purge at discharge.

CDC Form 1521-B, Charge Sheet

Retain in hard copy; purge at discharge.

CDC Form 1521-C, Case Summary

Retain in hard copy; purge at discharge.

CDC Form 1521-D, Recommendation Review Decision Sheet

Retain in hard copy; purge at discharge.

CDC Form 1524, PAL Report

Retain in hard copy; purge at discharge.

CDC Form 1526, Visitation Permit

Retain in hard copy; purge at discharge.

CDC Form 1529, Parole and Probation Form A, Reply to Parole Investigation Request

Retain in hard copy; purge at discharge.

CDC Form 1530, Parole and Probation Form B, Report of Violation

Retain in hard copy; purge at discharge.

CDC Form 1531, Parole and Probation Form 1, Parole Investigation Request

Retain in hard copy; purge at discharge.

CDC Form 1532, Parole and Probation Form 2, Report of Sending State

Retain in hard copy; purge at discharge.

CDC Form 1533, Parole and Probation Form 3, Agreement to Return

Retain in hard copy; purge at discharge.

CDC Form 1534, Parole and Probation Form 4, Parole Progress and Conduct Report

Retain in hard copy; purge at discharge.

CDC Form 1535, Out-of-State Travel Permit

Retain in hard copy; purge at discharge.

CDC Form 1536, Request for Cooperative Investigation

Retain in hard copy; purge at discharge.

CDC Form 1538, Opening and/or Closing Notice

Retain in hard copy; purge at discharge.

CDC Form 1539, Tracer Letter #1 (PAL)

Do not file in C-File.

CDC Form 1540, Final Request Concerning Parolee (PAL)

Do not file in C-File.

CDC Form 1541, Request for Submission of Monthly Report

Do not file in C-File.

CDC Form 1548, Parolee Outpatient Clinic Referral

Do not file in C-File.

CDC Form 1551, Transfer Investigation Request

Do not file in C-File.

CDC Form 1570, Guidelines for Parole

Do not file in C-File.

CDC Form 1580, Request for Criminal Record (DOJ)

Do not file in C-File.

CDC Form 1600, Arrival Report–Work Furlough Inmates

Retain in hard copy; purge at discharge.

CDC Form 1601, Departure–Work Furlough

Retain in hard copy; purge at discharge.

CDC Form 1604, Agreement of State Prisoner to Participate in Community Correctional Facility Program

Retain in hard copy; purge at discharge.

CDC Form 1608, NAEA Vote Sheet

Retain in hard copy; microfiche at discharge.

CDC Form 1610, Authorization and Waiver Methadone Maintenance Program

Do not file in C-File.

CDC Form 1611, Request for Furlough Absence

Do not file in C-File.

CDC Form 1614, Employment Information

Do not file in C-File.

CDC Form 1628-B, NAEA Board Report Review–Special Comments

Retain in hard copy; microfiche at discharge.

CDC Form 1632, Discharge Review–Retain in Parole Report

Retain in hard copy; purge at discharge.

CDC Forms 1664 Through 1672, Agreement on Detainers

Retain in hard copy; microfiche at discharge.

CDC Form 1676, Hearing Data (Case Data)

Retain in hard copy; microfiche at discharge.

CDC Form 7252, Request Authorization for Temporary Removal for Medical Treatment

Retain in hard copy; microfiche at discharge.

72010.13.3 Parole & Community Services Division Forms:**Purge/Retention**

P&CSD Forms:

P&CSD Form 101, Form Letter

Obsolete, purge.

P&CSD Form 102, Corrected Discharge Date/Notification of Death

Obsolete, purge.

P&CSD Form 103, Form Letter

Retain in hard copy; purge at discharge.

P&CSD Form 104, Form Letter

Obsolete, purge.

P&CSD Form 105, Affidavit

Obsolete, purge.

P&CSD Form 106, Memo–Transmittal

Obsolete, purge.

P&CSD Form 107, Weekly Discharge List

Retain in hard copy; purge at discharge.

P&CSD Form 180, P&CSD Route Slip

Do not file in C-File.

P&CSD Forms 181 and 181-B, Costs of Detention

Do not file in C-File.

P&CSD Form 182, Cooperative Case Referral

Obsolete, purge.

P&CSD Form 183, Prescription

Obsolete, purge.

P&CSD Form 184, POC–Monthly Activities Report

Do not file in C-File.

P&CSD Form 185, Records Card

Obsolete, purge.

72010.13.4 Non-departmental Forms: Purge/Retention

Nondepartmental forms:

Abstract of Judgment

Retain in hard copy; microfiche at discharge.

Minute Order

Retain in hard copy; microfiche at discharge.

Charging Document

Retain in hard copy; microfiche at discharge.

Sentencing Transcript

Retain in hard copy; microfiche at discharge.

POR

Retain in hard copy; microfiche at discharge.

Appellate Opinion:**Lifer Cases**

Retain in hard copy; microfiche at discharge.

Nonlifer Cases

If affirmed, destroy when final.

Remittitur

Retain in hard copy; microfiche at discharge.

Board Decision

Retain in hard copy; microfiche at discharge.

Requests for Notice of Board Hearings and Correspondence From Victims and Next-of-Kin

Retain in hard copy; microfiche at discharge.

General Correspondence

Purge at review for documents two years old except items containing crucial information in the judgment of the reviewing counselor; microfiche at discharge.

Current CI&I SSCH

Retain in hard copy; microfiche at discharge.

Current FBI Reports

Retain in hard copy; microfiche at discharge.

Arrest Reports Re: Instant Offenses or Requested by NAEA

Retain in hard copy; microfiche at discharge.

All Violation Reports

Retain in hard copy; microfiche at discharge.

All Referrals to Outpatient Status/Civil Addict Parole

Retain in hard copy; microfiche at discharge.

All Release Program Studies (Outpatient Status/Civil Addict Parole)

Retain in hard copy; microfiche at discharge.

72010.14 CDC Form 135, Transfer Record

A CDC Form 135 shall be prepared listing the number and name of each inmate being transferred.

A separate CDC Form 135 shall be prepared for each facility or facility of a complex.

Under "Remarks," the sending facility shall note those cases requiring emergency or special handling (e.g., emergency psychiatric, serious escape risk, SHU placement) but not confidential information.

The inmate's privilege group shall be indicated in the remarks.

The CDC Form 135 shall be prepared in quintuplicate, signed by case records staff, and forwarded with the case records to the receiving and release (R&R) sergeant for further processing.

The CDC Form 135 shall be signed by the transporting officer as a receipt for the inmates and their records.

72010.14.1 Distribution of CDC Form 135

One copy of the CDC Form 135 shall be returned by R&R to the case records office of the sending facility where it shall be retained for one year in addition to the current year.

One copy of the CDC Form 135 shall be delivered to the sending facility control room.

The remaining three copies of the form shall be carried by the transportation officer to the receiving facility for the following distribution:

- One copy and any confidential information to the receiving facility's control room.
- One copy with the inmate's records to the case records office of the receiving facility where it shall be retained for one year in addition to the current year.
- The remaining copy is retained by the transporting officer.

72010.14.2 New CDC Form 135 For Layovers

Case records staff of a layover facility shall prepare a new CDC Form 135 listing all inmates being transferred from their facility including those enroute.

The new CDC Form 135 shall be used as a receipt for the inmates and their records on departure from the layover facility.

Notations shall be made under "Remarks" to indicate the origin of the transfer (e.g., en route from CIM).

When it is apparent that the departmental transportation vehicle shall arrive at a layover facility after regular working hours, the sending facility shall FAX the names, numbers, and destination of those inmates who are stopping over.

This shall enable the case records staff of the layover facility to prepare the CDC Form 135 in advance.

72010.14.3 Parole Violators Returned From County Jail

For each parole violator picked up at a county jail by departmental transportation, the receiving facility's staff shall prepare a CDC Form 123, Body Receipt, upon arrival.

Any confidential memos/chronos shall be delivered to receiving facility staff for immediate evaluation.

72010.15 CDC Form 134, Records Transfer Checksheet

A CDC Form 134 shall be prepared in duplicate listing the records for transfer to another facility or parole region and using the inmates listed on the CDC Form 135 or the CDC Form 161.

An entry shall be made in each square of the sheet after the inmate's name to indicate that the record is enclosed, delayed, or nonexistent. The disposition of the Form 134 is as follows:

- The original of the Records Transfer Checksheet shall accompany the records to the records office of the receiving facility/region where it shall be retained one year in addition to the current year.
- The duplicate shall be retained by the records office of the sending facility/region one year in addition to the current year.

72010.16 IW/TIP Records

The IW/TIP requires proper recording and documentation of an inmate's participation in a work/training assignment for the purpose of granting worktime credit.

DOM 73030 of this manual provides detailed procedures for the completion and processing of the CDC Form 191, Inmate Time Card, and worktime credit chronos.

- Time cards shall be filed in the general chrono section of the inmate's C-File.

72010.16.1 Transfer of Time Cards

If a time card is received in the case records office after an inmate and his records have been transferred, the information from the card shall be entered into the computer.

After entry into the computer, the time card shall be mailed immediately by first-class mail to the receiving case records office for placement in the inmate's C-File.

72010.16.2 Missing Time Report

The time collection computer program does not permit granting of worktime credits when there are gaps in an inmate's record.

Timely entry of correct worktime data for each day is absolutely necessary.

A missing time report is computer-generated which enables each facility and parole region (community correctional center cases only) to receive a monthly listing of missing computer entries of worktime records.

The missing time report provides a method for staff to make immediate follow-up of any missing time thereby enabling case records staff to grant accurate worktime credits in a timely manner.

The missing time report shall be routed to facility department heads for further distribution to supervisor(s) for follow-up.

Staff shall review their timekeeping records and prepare a time card or chrono for inmates under their supervision who are listed on the report.

72010.16.3 Missing Time Report Format

The missing time report is printed in CDC numerical order within the following categories:

- Not vested.
- Vested.

Missing time information shall continue to be shown on each monthly listing until a time card or time chrono has been received and entered into the computer by case records staff.

72010.17 Revisions

The Deputy Director, Institutions Division, or designee shall be responsible for ensuring that the contents of this section are kept current and accurate.

72010.18 References

PC § 2081.5.

CCR (15) (3).

DOM §§ 52080 and 73030.

ARTICLE 4 — INITIAL INTAKE PROCEDURE

Revised July 22, 2013

72020.1 Policy

Inmates received by the Department must be accompanied by proper documentation and authorization, and their identity must be verified to prevent inadvertent acceptance of persons not legally committed to CDCR.

If CDCR Intake Control Unit (ICU) has been notified by a county that a new commitment prisoner or a referral pursuant to Penal Code (PC) Section 1203.03 is ready to be transported, the Department is unable to accept delivery by the fifth working day, and the abstract of judgment or minute order has been completed, PC Section 4016.5(d) states that county shall be reimbursed for costs incurred resulting from the prisoner's detention.

California Code of Regulations (CCR), Title 2, Division 2, Financial Operations, Chapter 1, Victim Compensation and Government Claims Board, Section 776, states a county is entitled to reimbursement for allowable expenses incurred in the transportation of a State prisoner to a State institution.

72020.2 Purpose

This Section establishes standard procedures for the orderly acceptance and processing of inmates in a controlled, expedient manner into departmental institutions.

This Section establishes standard procedures for the reimbursement to a county when the county has notified CDCR of the detention of a new commitment State prisoner in a county facility in excess of five working days from the date of county notification to ICU.

This Section also establishes standard procedures for reimbursement of allowable expenses incurred in the transportation of State prisoners.

72020.3 Types of Inmates/Cases Received by the Department

Inmates received by CDCR include:

- New commitments.
- Diagnostic commitments [PC 1203.03].
- Safekeepers (PC 4007).
- Out-to-court returns with new terms or to finish terms.
- Parole Violators With New Terms (PVWNT) or Parole Violators Returned To Custody (PVRTC).

- Outpatient returnees with new commitments or to finish commitments.

72020.3.1 New Commitment County Reimbursement

CDCR shall reimburse a county for each day of a prisoner's detention, starting on the day following the fifth working day (Monday through Friday, excluding holidays as outlined in Government Code Section 19853) after the county notifies CDCR it has a prisoner ready for transfer to CDCR and delivery is denied.

Reimbursement begins for each day in excess of five working days from the date the county notified CDCR ICU that delivery of the prisoner was denied.

The county will not be reimbursed for the detention of a prisoner for any period of time prior to notification and within the five working days after notification.

Notification Processes:

Notification to CDCR ICU shall be on or before the Friday prior to the week of transport. If a county's designated Receiving Center (RC) is unable to accept delivery of the prisoner, the county shall contact ICU. ICU will either:

- Direct the county to deliver the prisoner to an alternate RC with available beds; or
- Verify that CDCR is currently unable to accept delivery of the prisoner at any RC.

If a county refuses or is unable to deliver the prisoner to the designated or alternate RC, the county will no longer be eligible for reimbursement. Upon notification from CDCR ICU of the inability to accept delivery of the prisoner at any RC, the county shall e-mail, in CDCR's approved format, the following information to CDCR ICU:

- The name of each detained prisoner denied delivery to CDCR, along with his or her criminal investigation and identification number, and date of birth;
- The certified abstract of judgment date or minute order date for each prisoner denied transfer;
- Verification the prisoner denied delivery by CDCR is medically fit for transport.

Priority shall be given to inmates incurring non-routine medical expenses who are otherwise medically capable of transporting to CDCR. If a county attempts to deliver a prisoner to CDCR without notifying ICU and the RC is unable to accept delivery of the prisoner, the date of notification will be the date the county attempts to deliver the prisoner to CDCR. In the event beds become available at an RC for the prisoner whose delivery was initially denied, CDCR will notify the county of the bed availability and the county shall arrange for delivery of the prisoner to the identified RC. The county shall deliver the prisoner within two working days of CDCR's notification of bed availability. If the county is unable to deliver the prisoner within two working days, reimbursement will not be authorized for any additional days.

72020.3.2 Allowable Expenses

CDCR is responsible for reimbursement to counties for expenses incurred for the transportation of the State prisoner from a county facility to CDCR as outlined in CCR, Title 2, Section 776. Reimbursement claims must be submitted to CDCR within six months of the end of the month in which the costs were incurred.

72020.4 Intake Procedures

Reception centers or receiving institutions shall prepare required departmental forms on inmates received with new commitments.

In processing arrivals at institutions, standard procedures shall be followed.

72020.4.1 Receiving Responsibility: Receiving and Release (R&R)

In processing arrivals the R&R sergeant shall:

Verify that new/additional commitments are valid and certified. The court order is deemed certified if it has any two of the following:

- Original judge's signature.
- Original county/court clerk's signature.
- Original county seal.

Refer to Correctional Case Record Manager (CCRM) any questionable documents for verification.

Make a print of arrival's right index finger on the commitment document.

Assign a CDC identification number (CDC number) for new commitments.

Record each newly admitted inmate's number and name in the reception center roster.

Prepare Forms

Prepare a Body Receipt in duplicate and distribute:

- Original to person delivering inmate.
- Copy to C-File.

Receive new arrival's cash, securities, and other personal property and complete a CDCR Form 104, Property and Cash Receipt Arrival, in quadruplicate and distribute:

- White, retained in R&R.
- Yellow, to inmate.
- Green, to trust office with case/securities.
- Pink, to remain with valuable property envelope.

Have inmate complete a CDCR Form 345, Authorization for the Secretary to Maintain Trust Account, and forward to C-file.

Prepare the Strategic Offender Management System (SOMS) - Notification in Case of Inmate Death, Serious Injury, or Serious Illness, on all new commitments.

- The CCRM shall prepare the SOMS-Notification in Case of Inmate Death, Serious Injury or Serious Illness for commitments received by mail.
- This information is used to prepare the FBI Form FD-249; Fingerprint Cards, and then the form is destroyed.
- The chrono section of the "Notification in Case of Inmate Death, Serious Injury, or Serious Illness" shall be removed and forwarded to Case Records for the C-File.

CDC Form 103-B

The CDC Form 103-B, Associate Warden--Custody Inmate Record Card, may be used in a facility at the discretion of the Warden. This form is not a part of the inmate C-file and shall not be retained therein.

72020.4.2 Disposition of Personal Clothing

New arrivals may send civilian clothing out of the facility at their own expense or designate that the facility dispose of it.

72020.4.3 Fingerprints

Four sets of fingerprints and complete information shall be provided on four FBI Form FD-249, except for 90-day placements (PC 1203.03).

R&R Responsibility

On 90-day placements, only one FBI Form FD-249 shall be sent to California Department of Justice (DOJ) on an FBI card.

Required Information

The following information is required on all FBI Form FD-249s:

- Date subject was received by the facility.
- County of commitment.
- Commitment offense(s).
- Court case number(s), crime(s) including probation revocation when applicable, proper code section(s), and sentence(s) shall be specified.
- For diagnostic cases, the charge shall be "PC 1203.03." The charge resulting in PC 1203.03 commitment shall not be reflected.
- Inmate's full commitment name [see DOM 73010.6.1], CDC number, contributing facility's identification number, and the name of the facility submitting the card.

Additional Commitments

If an additional commitment is involved, indicate the type.

- Court return with new term.
- Additional commitment received by mail.
- Escape return with new term.
- PVWNT.
- Civil Addict cases shall specify outpatient return with a new commitment.

Parole Violators

PVRTC:

- In the charge box, note "Parole Violator" or "Outpatient Returnee."
- In the final disposition box, note "P.R.T.C."

PVWNT:

- In the charge box, note "Parole Violator with New Term" and include county, case number, code and section number, and offense in narrative form.
- In the final disposition box, place the new term(s) (i.e., Parole Violator with New Term and years of term. Do not include code number).

Audit of Information

All FBI Form FD-249s shall be audited to ensure that they are proper, accurate, and complete in form.

FBI Form FD-249s that do not contain all the required information shall be returned to the processing facility by DOJ.

Returned FBI Form FD-249s shall be forwarded to the facility of confinement for correction and resubmission to DOJ.

On a daily basis, and no later than four working days after receipt of the inmate, two of the FBI Form FD-249s shall be mailed to:

California Department of Justice
Bureau of Criminal Information and Analysis
4949 Broadway
Room F-109
Sacramento, CA 95820-1528

Records Office

The remaining two FBI Form FD-249s will be filed in the C-file. One shall be permanently retained there, and the other one shall be sent out to the Division of Adult Parole Operations (DAPO) when the inmate is released on parole.

72020.4.4 Inmate Photograph Specifications

Inmate photographs must meet the following specifications:

Photographs and negatives produced for other than institutional use shall have both the front and side views of the inmate. The size of the picture and negative shall be three inches (height) by four inches (width) with no border. The side view shall be on the left side of the photograph facing the front view.

All photographs shall be taken in a reduction scale of 7:1. The ground glass on the camera will be marked to provide 2 3/8 inches from the top of the head to the bottom of the number board.

- Number boards shall be used on all front view photographs and be approximately eight inches (width) by four inches (height). They shall contain only the following information:
- "CALIFORNIA PRISON" in 1/2 inch letters. Civil addict commitments will show as "CALIFORNIA REHABILITATION CENTER."
 - Inmate's CDC number in one inch numbers.
 - Inmate's name in 1/2 inch letters (initials and last name).
 - Date photograph taken in 1/2 inch numbers.

Photographs shall reflect as nearly as possible the normal appearance of the inmate. Excessive smiles or squints that distort the shape of the eyes and mouth shall be avoided.

- Inmates shall be photographed every five years or when there is a distinct change in physical appearance.

Staff Responsibility

Staff shall refer inmates to the institutional photo lab for a new photograph when their appearance differs markedly from the photograph on their privilege or identification card or in the C-file.

Referrals shall be in writing with a copy to CCRM.

72020.4.5 Confidential Folders

Upon receiving information that an inmate has a prior CDC number and was discharged on or after 1-1-80, the following shall be done.

Reception Center Case Records Staff

Query Offender Based Information System (OBIS) for confidential file flag.

- If there is a confidential flag, immediately contact ID/Warrants Unit Confidential Folder clerk.
- Request the Confidential Folder and have pertinent information relayed immediately for use by custody and counseling staff prior to receipt of the folder.

ID/Warrants Unit

Mail Confidential Folders by First Class Mail the same day request is received.

- If the material in the Confidential Folder is deemed nonconfidential (see DOM 61020) the ID/Warrants Unit, Confidential Folder clerk, shall be notified to remove the confidential flag from OBIS.
- The Confidential Folder, with the notation "Deemed Nonconfidential," shall be returned to the Archives Unit with the discharged file.

72020.4.6 Case Files for Parole Violators/CCRM Responsibility

The CCRM shall communicate with the appropriate regional CCRM, using the telephone, FAX, or OBIS, advising them of the receipt of the parole violator(s) and shall request that the case files be forwarded immediately.

- Case files on parole violators (PVRTC or PVWNT) shall be requested daily.
- Parole regions shall forward requested files to the institution immediately.

72020.4.7 Parolees With New Commitments

Non-life commitment parolees who have been revoked and returned to prison with a new commitment shall not be automatically discharged.

Case Records Staff

Case Records staff shall determine whether or not to discharge a prior commitment for a parolee returned to prison with a new commitment in accordance with BPH Rule 2649.

A parolee who has been returned with a new commitment but whose parole has not been revoked shall be presented to the BPH on the Miscellaneous Proceedings Calendar at the reception center or receiving facility.

72020.4.8 Safekeepers

The PC 4007 provides for housing of county prisoners in State prisons for safekeeping, hospitalization, or because the county jail is unsafe or unfit. The Warden shall immediately, upon receiving such prisoner, advise The Director in writing.

Records Office Responsibility

The ID/Warrants Unit will issue all "S" numbers and the headquarters OBIS staff will enter all "Admission" movements.

The following information shall be telephoned to the ID/Warrants Unit prior to receiving an "S" number:

- Reviewing facility's name.
- Name, title, and telephone number of person requesting the "S" number.
- Safekeeper's date of birth.
- Safekeeper's ethnicity.
- Safekeeper's CI&I number (or state that the CI&I number is unavailable).
- Admitting agency.

The C-file shall be processed in accordance with DOM 71020.5.7.

72020.5 Case Summary

Information from the following documents may be used in the preparation of the case summary. Upon receipt they shall be placed in the C-file.

- Abstracts of Judgment or Minute Orders.
- Statements of judge and DA.
- POR.
- Transcript of proceedings at the time of sentence.
- Copy of the indictment or information.
- CI&I SSCH.
- All correspondence pertaining to the inmate's case.

Responsibility of Case Records Staff

The CCRMs are responsible for incorporation into the case summary all legal information pertaining to the inmate's case, e.g., statement of the judge and DA.

72020.5.1 Legal Status

Instructions for completion of the legal status section of the case summary are in DOM 73010.

72020.5.2 Commitments Not Processed Through a Reception Center

Newly received commitments not processed by the reception center or for whom a recent case summary is not available shall have a case summary prepared by the C&PR or designee of the facility to which the inmate is assigned.

72020.5.3 Former "Z" Cases (PC 1203.03) Case Records Staff

When an inmate is received on a felony sentence and was previously a "Z" case, the following shall occur:

Request the "Z" file from the Archives Unit if it has been shipped to that unit. When it is received:

- Destroy the following material from the "Z" file:
 - All worksheets used by staff during processing.
 - CDC Form 112, Chronological History.
 - SOMS-Notification in Case of Inmate Death, Serious Injury or Serious Illness.
 - FBI Form FD-249, Fingerprint Card.
 - CDCR Form 345, Authorization for the Secretary to Maintain Trust Account.
- Draw a line through the "Z" number on the medical file; place the new CDC number on the file and forward it to the medical department.
- If part of the case summary is used, the new CDC number shall be

typed above the "Z" number and the "Z" number lined out.

- Draw a line through the "Z" number on all remaining material and incorporate it into the new C-file. Materials not used shall be destroyed.

72020.5.4 PC 1170 (A)(2) Commitments

The Legal Processing Unit (LPU) records commitments for persons sentenced pursuant to PC 1170(a) (2) and not delivered to prison.

The PC 1170(a) (2) provides for disposition of cases in which the amount of pre-prison credit exceeds the sentence under the Determinate Sentence Law (DSL). The BPH rules provide the same provisions for cases sentenced under the Indeterminate Sentence Law (ISL).

72020.5.4.1 Procedures for Processing Commitments

DSL

Upon receiving a judgment under the provision of PC 1170(a)(2), LPU shall process the case as follows:

To conform with DSL commitments:

- Term(s) shall be calculated and a CDC Form 188 prepared.
- If the preprison credit exceeds the DSL term including period of parole, the CCRM shall notify the sentencing court that the person has completed the prison term and period of parole and should be released from custody.
- If the preprison credit exceeds the DSL term, but not the period of parole, the case shall be presented to the BPTH for consideration of waiver of parole. The court shall be advised of the BPTH decision. If parole is not waived, the court shall be advised to order the individual to the appropriate parole office for parole supervision.
- If the preprison credit does not exceed the DSL term, the CCRM shall notify the court. The notification shall include information reflecting the computation and the amount of time remaining to be served.

ISL

To conform with ISL commitments:

- Term(s) shall be recalculated pursuant to PC 1170.2(a) using a CDC Form 678, Cumulative Case Summary Confinement Computation, and the case screened for possible extended term hearing.
- The CDC Form 678, Probation Officer Report (PRO), Information, and related documents shall be presented to the BPH for review and disposition.
- If the person is not scheduled for an extended term hearing and is overdue for release on the date calculated under PC 1170.2(a), the CCRM shall notify the sentencing court that the prison term is completed and the person should be released from custody. If the preprison credit does not satisfy the period of parole, the court shall be advised to order the person to report to the appropriate parole office for parole supervision.
- If the person is not overdue for release or if the person is scheduled for an extended term hearing, the CCRM shall notify the court that the person must be delivered to the Department. The notification to the court shall include a copy of the CDC Form 678 or BPH Form 1091, Screening Form, and include the amount of time remaining to be served unless the person is scheduled for an extended term hearing.

Person Not Delivered

Those cases that require a person **not** be delivered shall be processed as follows:

- Assign CDC number.
- Route to OBIS for input of commitment information.
- Prepare departmental records.
- If discharged, microfiche and forward all documents to the Archives Unit.
- If paroled, forward all documents to the appropriate parole region CCRM.

Note: CDC numbers and departmental records shall not be issued and/or prepared until it has been determined that the pre-prison credit exceeds the term and the person will be discharged or placed under parole supervision.

72020.5.5 Direct Release to Parole From Court

In certain situations courts will sentence a person directly to the Department for parole supervision. The appropriate parole authority will make the final decision to retain or waive parole supervision.

72020.5.6 Former Division of Juvenile Justice Files

If a new arrival is identified as a former Division of Juvenile Justice (DJJ) ward or is being discharged to the Department's jurisdiction, the CCRM shall contact DJJ ward master files.

The DJJ will provide a copy of the clinical summary for use by the counselor. If a complete file is needed, it will have to be specifically requested.

72020.6 Processing Inmates Tried Under Interstate Agreement on Detainers

Individuals confined in facilities outside California's jurisdiction may request disposition of charges pending in California pursuant to PC1389, Interstate Agreement on Detainers. Upon completion of court proceedings, these individuals must be returned to the sending jurisdiction.

If a California commitment is received to run concurrent with previously imposed terms, the Director is authorized to designate a facility of another jurisdiction as the place of reception on the California term (PC 2900).

72020.6.1 Processing Procedures - Concurrent Commitments

Region I, Case Records Office is responsible for processing these cases.

The received date on the CDC Form 188, Legal Status, shall be either:

- The date of receipt by the other jurisdiction after sentencing by California.
- The date of sentencing in California if the subject was not present.

The term's start date shall be the same as the received date except for probation revocation cases.

The term's start date on probation revocation cases shall be the date the inmate was originally received by the other jurisdiction.

The CDC Form 112 shall be posted as follows.

Example:

- 01/01/73-Received at Colorado State Prison.
- (Date of Detainer)-Colorado State Prison designated as place of reception on this term pursuant to PC2900.
- 01/01/74-Received at NRC-CMF (transfer from Colorado State Prison).

72020.7 Revisions

The Director, Division of Adult Institutions, or designee shall be responsible for ensuring that the contents of this Section are kept current and accurate.

72020.8 References

PC §§ 1170(a)(2), 1170.2(a), 1203.03, 1389, 2081.5, 2082, 2900, 2901, 3058.5, 4007, and 4016.5(d).

GC §§ 19853.

Government Claims Board Section 776.

ARTICLE 5 — CENTRAL FILE AND TRANSFER OF RECORDS

Revised April 1, 1992

72030.1 Policy

Uniform records shall be maintained on persons under the jurisdiction of the Department.

72030.2 Purpose

This section sets forth the procedures for the uniform preparation of an inmate's C-File and other departmental records pertaining to an inmate.

72030.3 C-File

The C-File is the central depository for copies of all documents, correspondence, and reports pertaining to each inmate.

A C-File is inaugurated for each new inmate upon admission in the Department.

72030.4 Filing Order

The C-File is divided into 11 sections. Specific items are designated to be filed in respective sections.

Like documents shall be grouped together in chronological order, most recent information on top.

72030.4.1 Case Summary Section

- CDC Form 261, Order of Filing.
- CDC Form 112, Chronological Inmate History.
- Legal status sheet.
- Case summary/POR or police report if POR is not available.
- Latest report to paroling board.
- CI&I/FBI SSCHs.
- Other related forms and documents.
- PC 1203.03 reports.
- PC 1170(d) reports.

- CDC Form 916, Time Credit Waiver.

72030.4.2 Legal Documents Section

- CDC Form 1151, Legal Status Audit Sheets.
- CDC Form 1130, LPU Document Transmittal.
- CDC Form 819, Personal/Confidential Information Disclosure/Access Log.
- Minute Order.
- Abstract of Judgment.
- Court remittitur(s).
- Court decisions.
- Sentencing transcript.
- PC 1203.01 statements.
- Information.
- Legal correspondence.
- CDC Form 123, Body Receipt.
- Other related forms and documents.
- CDC Form 138, Fingerprint Card(s).

72030.4.3 Classification Section

- CDC Form 262, Custody Classification - Assignment.
- CDC Form 840, Reclassification Score Sheet.
- CDC Form 812, Notice of Critical Case Information – Safety of Persons.
- CDC Form 812-A, Notice of Critical Information – Prison Gang Identification.
- CDC Form 812-B, Notice of Critical Information – Disruptive Group Identification.
- CDC Form 128-B-1, Notice of Classification Hearing. (Filed on a CDC Form 108-A, Chrono Sheet - Classification.)
- CDC Form 114-D, Order and Hearing for Placement in Segregated Housing.
- CDC Form 839, Classification Score Sheet.
- CDC Form 108-A, Chrono Sheet - Classification (all CDC Form 128-G Chronos).
- Other related forms and documents.

72030.4.4 Disciplinary Section

- CDC Form 804, Notice of Pending CDC 115.
- CDC Form 115s, Rules' Violation Reports and attached Incident Reports.
- CDC Forms 629-A, Segregation Housing Unit (SHU) Term of Initial Confinement, and 629-B, Redetermination of SHU Confinement Term.
- DA response.
- Other incident reports.

72030.4.5 General Chronos Section

- CDC Form 108, Chrono Sheet - General (CDC Form 128-A).
- CDC Form 958, Application for Restoration of Credit.
- CDC Form 108, Chrono Sheet – General (SOMS - Notification in Case of Inmate Death, Serious Injury, or Serious Illness and all CDC Form 128s except for A, B-1, E and G).
- CDC Form 109, Chrono Sheet - Work Reports (all CDC Forms 101 and 128-E Chronos).
- Other related forms and documents.

72030.4.6 Miscellaneous Section

- CDC Form 191, Inmate Time Cards and Time Chronos (taped on an 8" x 11" sheet of paper).
- CDC Form 602, Inmate/Parolee Appeal Form.
- Miscellaneous correspondence.
- CDC Form 345, Power of Attorney and Authorization for Deposit.
- CDC Form 601, Temporary Community Leave Request.
- CDC Form 1604, Agreement to Participate in Community Work Furlough Program.
- Other related forms and documents.

72030.4.7 Detainers Section

- CDC Form 850, Detainer Summary.

- Detainers (all documents related to specific detainers together).
- All nonconfidential notices.
- Advance release notices.
- Other related forms and documents.

72030.4.8 Parole Section

- Parole violation/activity reports.
- CDC Form 102, Statement Release.
- CDC Form 1515, Notice and Condition of Parole.
- DOJ Form SS 8047, Notice of Registration Requirement.
- CDC Form 611, Release Program Study.
- Other related forms and documents.

72030.4.9 BPT and NAEA Section

- Addenda.
- Permanent addenda.
- Board decision forms.
- BPT /NAEA Appeals.
- Board generated psychiatric reports.
- Other related forms and documents.
- Like documents grouped together.

72030.4.10 Microfiche Section

- Microfiche duplicate copy of previously filmed records.

72030.4.11 Confidential Section

- Confidential file folder containing material designated as confidential.

72030.5 Movement of Records

All inmate case records, C-File, subsidiary records, and inmate records' cards shall be moved with the inmate at time of transfer.

72030.5.1 Transfers

See DOM 72010 for use and preparation of CDC Form 134, Records Transfer Check Sheet.

- The facility case records office shall provide an advance transfer notice to each facility department of the names and identification numbers of each inmate scheduled for transfer.
- The notice shall include the inmate's destination, date, and time of transfer, and the date and time the records are required to be delivered to the case records office.
- Each facility department shall deliver to the case records office their respective records at the time stated.
- In the event of emergency transfer and/or time does not permit advance written notice, case records staff shall telephone the departments and request immediate delivery of the records.
- The sending facility/parole region shall affix all material in C-File prior to transfer.
- All case records for each inmate shall be transferred with the inmate to the receiving facility, except as provided in DOM 72030.7.
- Legal documents and worktime records received after the case records have been transferred shall be forwarded expeditiously by First Class Mail to the CCRM of the receiving facility.
- Parole violators will have files returned from parole regions to the receiving facility as provided in DOM 75010.14.3.

72030.6 Transfer of ID Cards

Revised December 14, 2012

The receiving and release (R&R) sergeant of the sending facility shall collect and process inmates' identification cards.

Cards are retained for immediate return to the inmate upon arrival at the receiving facility.

The receiving facility shall ascertain that all ID cards have been delivered by the transporting staff and are returned to the inmates upon arrival at the facility.

72030.7 Transfers Out-to-Court

Revised October 2, 1992

When an inmate is transferred to another facility for out-to-court release, the following listed records only shall be transferred with the inmate:

- CDC Form 103-B Card.
- Health Record (medical/psychiatric file).

- CDC Form 120, Visiting Records Card.
- Chrono or memos setting forth any special handling or needs.
- Photocopy of transfer FAX or removal order.
- Photocopy of last CDC Form 128-G.
- Photocopy of CDC Form 812/812(a)/812(b).
- Photocopy of CDC Form 839/840.
- Photocopy of up-to-date legal status summary.
- Photocopy of current Abstract of Judgment(s).
- CDC Form 801, Departmental Detainer.
- Two photographs.

The records shall be placed in a manila envelope clearly labeled with the inmate's name and CDC number.

All other case records shall be retained at the sending facility/region (community correctional facility cases).

Sending facility staff shall be responsible for all casework and term computations.

The en route facility shall ensure that any body receipts, court documents, or any other case material is forwarded with the inmate at the time of their return to the sending facility.

72030.7.1 Parole/Discharge While Out-to-Court

If an inmate paroles/discharges while out-to-court, the sending facility shall notify the en route facility and the holding law enforcement agency to remove the Department's detainer.

The sending facility shall notify the parole unit and region staff of the change in status and the parolee's location.

Both facilities shall ensure that all of the inmate's records are forwarded to the designated region case records office.

If the inmate discharges while out-to-court, the en route facility shall return all of the records to the sending facility where they shall be retained in hard copy one year and then processed as in DOM 71020.5.4.

Both facilities shall ensure that all of the inmate's records are forwarded to the sending facility.

72030.7.2 Paroled Cases

Revised October 2, 1992

When an inmate is released to parole, all case records shall be forwarded to the appropriate region case records office no later than 10 working days after release.

Facility departments shall review the daily movement sheet each day and shall immediately forward the records of each released inmate to the case records office.

Miscellaneous File Material

Miscellaneous file material received in the case records office, after the records have been forwarded to the region case records office, shall be screened by supervisory staff. Only material that may affect the security of the facility or inmate shall be forwarded to the region for filing.

A CDC Form 134 shall be prepared and completed.

All records for each inmate shall be secured together for packaging and shipping.

Legal Documents

Legal documents received after the records have been forwarded shall be expeditiously mailed by first-class mail to the CCRM of the appropriate parole region.

72030.7.3 Discharged Cases

Revised October 2, 1992

Region case records staff shall microfiche each inmate's/parolee's records within 30 days of discharge.

Records of all inmates/residents discharged directly from the facility shall be forwarded to the appropriate region to be microfiched.

Region I	Region II	Region III	Region IV
FSP	SQ	CCI	RJD
MCSP	CTF	COR	CVSP
CCC	PBSP	CIM	CRC
NCWF	DVI	NKSP	CIW
SCC	ASP	WSP	CMC
CMF	CCWF		LAC
SOL	VSPW		CAL

ISP

If the microficheing is contracted to a private vendor, the region case records office shall ensure that the records are processed and forwarded to the Archives Unit.

The microfiche format shall follow the order of filing for C-Files.

File material from satellite records, visiting, education, etc., which are included in the C-File, shall be microfiched on the appropriately designated or miscellaneous microfiche.

Not to be Microfiched

The following records shall not be microfiched and the hard copies of these files shall be forwarded to the Archives Unit with the microfiches of the C-File:

- Medical and psychiatric files.
- Fingerprint cards.
- Photographs.
- Files of discharged "Z" cases (those referred for diagnostic commitment under PC 1203.03).

Facility/region case records staff shall process cases of deceased inmates as provided in DOM 71020.5.8.

72030.7.4 Previously Microfiched Cases

C-Files that contain fiches in the old microfiche format:

- The previous master and duplicate fiches shall be placed in envelopes labeled "old format."
- All new fiches shall be made in the revised format and placed in separate envelopes.
- The envelope containing the old master fiches shall then be securely fastened together with the envelope containing the new master fiches to form one file for shipment. The envelopes containing the old and new duplicate fiches shall likewise be secured together to form another file for shipping.

One master and one duplicate set of fiches, excluding the confidential folder, shall be made and sent to the Archives Unit located at CMF in Vacaville.

72030.7.5 Confidential File Folder

The C-File confidential folder, the folder master, and the duplicate fiches (fiche #10, confidential) shall be sent to the ID/Warrants Unit. The ID/Warrants Unit shall fiche the confidential material.

72030.7.6 Shipping Files to Archives

Any files (master or duplicate fiche, or hard copy) sent to the Archives and ID/Warrants Units shall be accompanied by a CDC Form 134, Records Transfer Check sheet, which clearly indicates the inmate's/parolee's full name, CDC number, and the date of their discharge. Microfiche and hard copy files shall be forwarded from the parole regions to the Archives Unit no less than once a week.

All masters and duplicates shall be shipped and stored in such a manner as to prevent mutilation or destruction. Masters shall be packaged and mailed separately from the duplicates to prevent chemical damage to the masters and to reduce the risk of loss.

Case records staff shall determine if the used C-File folders are reusable. Serviceable folders shall be shipped to the nearest reception center for reuse and unserviceable folders discarded.

72030.7.7 Disposition of File Material After Microficheing

Upon completion of microficheing, the DGS or the State-approved local contractor shall be contacted to destroy the original file documents.

72030.8 Revisions

The Deputy Director, Institutions Division, or designee shall be responsible for ensuring that the contents of this section are kept current and accurate.

72030.9 References

PC § 2081.5.

DOM § 71020.

ARTICLE 6 — DETAINERS

Revised April 1, 1992

72040.1 Policy

Detainers shall be processed in a uniform manner to ensure proper disposition.

72040.2 Purpose

This section sets forth the procedures for the uniform processing of detainers placed against inmates by other agencies or those placed with another agency by the Department.

72040.3 Detainers

Detainers are written documents received from any facility or law enforcement agency indicating that an inmate is wanted by that agency and specifies the basis for the detainer.

Detainers are placed by the Department on any inmate released to another agency prior to their parole or discharge date. These detainers are covered in the DOM 72040.10. Detainers may also be referred to as "holds" or "wants". However, they shall be referred to as "detainers" for this manual.

72040.4 Detainers From Other Agencies

A letter or FAX from any facility or law enforcement agency requesting that a detainer be placed on an inmate shall be considered sufficient authority for placement of a detainer.

If a detainer is received after an inmate has been released to parole or discharge, the following action shall be taken:

- If the detainer indicates felony offense and the inmate has been released to parole, case records staff shall telephonically notify the receiving parole regional office as soon as possible and shall send an omnifax copy of the detainer to the parole regional office within three working days.
- Case records staff shall also notify the detainer issuing agency by FAX or telephone as soon as possible advising them of the released person's status and the address of the supervising parole office. Within three working days after notification, the detainer shall be returned by USPS to the issuing agency.
- If the inmate has been released to discharge, the case records staff shall notify the issuing agency by telephone or FAX of the released person's status and return the detainer by USPS.
- If the detainer indicates other than a felony offense, the detainer shall be returned by USPS to the issuing agency within three working days after notification advising them of the released person's status. In the case of parolees, the issuing agency shall be advised of the address of the supervising parole office.
- All such actions shall be entered in the holds/warrants/detainers (HWD) log.

Unless authorized by the Director, no employee of the Department shall request that a detainer be lifted or make an appeal on behalf of an inmate.

If a justifiable hardship is placed on an inmate because of the continuance of a detainer, the Warden shall present a factual statement concerning the circumstances to the Director. Further action shall be taken only with the Director's approval.

72040.5 HWD System

The HWD system ensures that information regarding any specific or potential detainer is recorded and called to staff attention within four hours of receipt to determine what effect, if any, the hold might have on the inmate's custody.

HWD Coordinator

A correctional case records specialist (CRS) shall be designated as the HWD coordinator and shall be under the direct supervision of the correctional case records supervisor (CCRS).

CCRS

In the absence of the HWD coordinator, the CCRS shall be the HWD coordinator. They shall also review, for completeness and accuracy, the HWD log weekly as well as sign each line entry of the log.

Designated HWD Evaluator

Designated staff are responsible for evaluating holds and determining whether or not immediate action is necessary. This action may include notifying the watch commander for consideration of higher custody placement and/or notifying the Correctional Counselor or C&PR for casework follow-up. This decision shall be recorded on the CDC Form 850, Detainer Summary, under section "Initial Action Taken" and signed.

- Designated staff shall also review detainers received on inmates temporarily housed (en route and out-to-court), as the receiving facility may no longer be appropriate based on the offense. In such cases, the C&PR at the receiving facility shall be contacted.

The Warden or RPA is authorized to designate staff to evaluate detainees. However, this responsibility shall not be sub-delegated. Those delegated to evaluate detainees shall come from one of the following staff positions:

- C&PR
- Watch Commander
- Captain
- Captain/AW
- Assistant RPA
- CC-II

The designated evaluator shall immediately restrict the inmate's movement to ensure the security of the facility and the public if the evaluation warrants.

Note: The title of the position designated shall be submitted to the Deputy Director, Institutions, with a copy to the LAD-PMU.

72040.5.1 Responsibility

The following positions have certain responsibilities to ensure that the detainer system works accurately:

Mail Room Supervisor

The mail room supervisor shall establish a procedure to ensure that all correspondence to the facility which may include actual or potential hold information is immediately delivered to appropriate records personnel. Such correspondence includes communication from other law enforcement agencies, the DA, USINS and any out-of-state prison or parole division.

Note: Inmate mail from the above agencies shall not be delivered to the records office.

Case Records Staff

All HWD correspondence received by mail, FAX or included in the prison package (reception center cases) shall be immediately opened, date/time stamped, initialed and delivered to the HWD coordinator. Telephonic communication that indicates an inmate may be wanted shall be referred to the HWD coordinator or to designated staff, if the coordinator or CCRS is not available.

HWD Coordinator

The coordinator shall prepare letters of inquiry or initiate FAX requests to resolve potential holds based on the CDC Form 850's completed by facility staff and complete necessary follow ups on any communication received from law enforcement agencies. The CDC Form 850 shall be attached to the top of the detainer section of the C-File and all such actions shall be entered in the HWD log.

- The coordinator's initial request to obtain information (i.e., to request issuance of the hold to the Department) shall be completed within two working days with follow up at the nine-month, 60-day and 10-day audits prior to release. Telephonic follow up should be used at the 10-day audit.

If a detainer exists or is believed to exist on an inmate, the HWD coordinator shall prepare a CDC Form 850 documenting the pertinent facts, further identifying, by placing a "P" for a potential hold or an "A" for an actual detainer; in the upper right-hand corner of the form, and immediately contacting the designated staff person responsible for evaluating the potential detainer. The designated staff person shall note the immediate action taken on the CDC Form 850, sign the entry and return the document to the HWD coordinator.

- The coordinator shall record any information regarding an actual or potential detainer on a CDC Form 976, HWD Log. This includes information received in the form of documentation, telephonic information, untried indictments, hearsay, inmate statements, etc.. Each line entry on the log shall be initialed by the HWD coordinator, and the log shall be reviewed by the CCRS.

The HWD coordinator and OBIS operator shall follow the same procedures outlined in DOM 72040.5.2.

Correctional Counselor

Upon an inmate's arrival the counselor shall interview the inmate and review all available reports, including, but not limited to:

- POR
- Abstract of Judgment
- Sentencing transcript
- Parole reports
- Arrest history from CI&I and FBI SSCHs.

The counselor shall complete and sign the CDC Form 850 for all felony arrests without dispositions that occurred within two years of the date the

inmate was last received by the Department. The counselor shall also complete and sign the CDC Form 850 for misdemeanor offenses that occurred during the same period for inmates who are within three months of release at reception.

- The form shall also reflect comments made by the inmate which pertain to recent criminality or references to criminal acts that might be found in the C-File.

This form shall be promptly forwarded to the HWD coordinator for follow-up.

Note: Counselors at receiving facilities shall review the inmate's C-File and complete an additional CDC Form 850 if information is found to warrant such.

Watch Commander

The watch commander shall review the CLETS terminal every four hours during first watch, third watch, and on weekends. They shall complete a CDC Form 850 on all actual or potential detainees received.

They shall also designate the inmate's custody based on potential or actual detainees received and send a notice to the inmate's counselor, requesting proper and immediate classification action. The CDC Form 850 shall be delivered to the HWD coordinator for follow up.

When the records office is closed the watch commander or AOD shall contact the Identification (ID)/Warrant Unit at (916) 445-6713 or ATSS 485-6713 and request an OBIS inquiry of detainees before moving any inmate to lower custody placement.

C&PR

Prior to any temporary community leave (TCL), the C&PR or other designated staff shall review the inmate's C-File for hold information and complete the request for temporary leave/removal form.

Prior to release to work furlough or parole, the C&PR shall review the inmate's C-File for detainer information and complete the CDC Form 128-G for community correctional center/parole.

CSR

Before approval for transfer of any inmate, the CSR shall review the inmate's C-File for detainer information and, if appropriate, take the required action.

72040.5.2 Information on Detainers/Potential Detainers at Reception Centers

Incoming mail or other communication from a police department, sheriff or DA's office, the USINS, any federal law enforcement agency, or an out-of-state prison or parole division shall be immediately opened, time stamped, and initialed. The inmate's location shall be determined immediately.

Case Records Staff

All detainees shall be promptly hand-carried to the HWD coordinator.

All information received either at the time of an inmate's arrival or prior to the inmate's arrival, which indicates the subject may be involved in other crimes where a detainer may exist, shall be given to the HWD coordinator (except traffic violations.).

Letters of inquiry shall be initiated on matters meeting the criteria for a potential detainer.

Potential Detainer Criteria

Information considered as a potential detainer shall be:

- Felony arrests, without disposition, that occurred within two years of the date the inmate was received by the Department.
- Inmate comments about recent criminal acts.
- References to recent criminal activity in file material.
- Misdemeanor offenses, without disposition, that occurred within two years of the date the inmate was last received by the Department, if the inmate is within three months of release at the time of reception.
- Any indication the inmate may be wanted by USINS.

Actual Detainer

In the reception centers, actual detainees that are included with the "prison package" or arrive before the counselor has begun processing the case shall be reviewed by the HWD coordinator who will sign off the HWD log in the "Initial Disposition" section as an unprocessed case. These detainees shall not be referred to the designated staff member unless there is an apparent security risk such as a potential life term or extremely long determinate sentence.

HWD Coordinator

A detainer included with information received at the time of the inmate's reception or the detainer arrives before the case has been processed, the

HWD coordinator shall review it, prepare a CDC Form 850, and document receipt on the HWD Log as an unprocessed case (as noted above) with necessary paperwork to resolve. The detainer shall then be processed as part of the inmate's prison package by the counselor during the reception center processing.

72040.5.2.1 Permanently Assigned Inmates to Reception Centers

Reception centers shall not be required to initiate or follow-up potential HWD requests except for those inmates who are permanently housed at the reception center or pending imminent release. It shall be the responsibility of the receiving facility to review the inmate's C-File for any CDC Form 850s initiated at the reception center and to complete the initial inquiry and any required follow-up as previously specified.

- If a move to work furlough, parole, or TCL is approved, the HWD coordinator shall query the OBIS HWD file within 24 hours of the actual move. If there are no holds, the approval of the move shall not be affected. If a "hold" is received on the same day or subsequent to the approval of a move, the HWD coordinator shall immediately notify the C&PR or the Assistant Regional Administrator for review of the move approval and action in accordance with aforementioned procedures for processing detainees.
- CLETS inquiries shall be made on all inmates prior to parole or discharge to determine if the inmate is wanted.

72040.5.3 Inmate Housed at Facility/Community Correctional Facility

If a detainer is for an inmate housed at a facility/community correctional center, the following shall be accomplished:

OBIS Operator

The OBIS operator shall enter the information into the computerized HWD file which sets a "flag" in OBIS and on the computer output microfiche (COM). They shall date and initial the "Computer Input" section of the HWD log when information is entered by them.

HWD Coordinator

The HWD coordinator shall:

- Indicate in the HWD Log that the information has been placed into the HWD file, initial the entry, and note the name of the OBIS operator.
- Verbally notify the facility counselor or community correctional center Parole Agent and/or designated evaluator, and promptly follow-up with a written notice.
- Notify the inmate in writing that a detainer has been received and recorded using a CDC Form 661, Detainer Memorandum. A copy of the detainer shall be provided to the inmate and they shall be advised what action may be taken to request disposition of the detainer.
- Acknowledge receipt of the detainer with a letter sent by First Class Mail to the issuing jurisdiction.
- Request additional information, if information not contained in the original letter or document is needed for classification, clarification or other purposes.
- Post the information on the CDC Form 112, Chronological Inmate History, and CDC Form 144, Control Card.
- File the detainer, CDC Form 850, and related correspondence in the HWD section of the C-File.
- Enter the actions in the HWD Log.

72040.5.4 Inmate Not Housed at a Facility

If a detainer is for an inmate at another departmental location, the following shall be accomplished:

OBIS Operator

The OBIS operator shall enter the information into the computerized HWD file.

HWD Coordinator

The HWD coordinator shall:

- Promptly notify the affected location by telephone or FAX and forward the detainer by First Class Mail to the attention of the HWD coordinator.
- Enter the actions in the HWD Log.

72040.5.5 Potential Detainer

Revised February 28, 1995

Counselor

Where there is any indication of a potential detainer, the counselor shall provide as much information as possible on the CDC Form 850 and hand-carry it to the HWD coordinator.

HWD Coordinator

The HWD coordinator shall:

- Immediately contact the designated staff member responsible for evaluating the necessity for immediate action.
- Within two working days after receipt make initial contact with the agency which may hold the warrant/detainer using the FAX or a letter of inquiry to request issuance of a detainer.
 - A copy of the supporting document (from which the inquiry information is obtained) is to accompany the information request.
- Follow-up at the 60-day and 10-day audits. (Follow-up at the 10-day audit shall be by telephone.)
- Complete the CDC Form 850 and attach it to the top of the detainer section of the C-File.
- Enter action taken in the HWD Log and note with a "P" (potential).
- When a detainer is received, update the log, file information, and change the status to "A" (active) following the appropriate steps (seeDOM72040.3.2).

72040.5.6 Detainer Not Identified as Department Inmate

If a detainer is received for a person not identified as being in the Department's custody, the HWD coordinator shall:

- Telephone the jurisdiction which issued the detainer for possible additional identification data.
- If still unable to identify, return the detainer to the issuing jurisdiction and advise that the subject is not in the Department's jurisdiction.
- Enter the action in the HWD Log.

72040.5.7 Detainer Review Prior to Parole/Release to Community Correctional Center

Prior to parole or transfer to a community correctional center, the HWD coordinator shall query the HWD file within 24 hours of actual movement. If a detainer arrives on the same day or subsequent to the approval of the move:

- The HWD coordinator shall immediately notify the C&PR and the Assistant RPA for review of the move.
- The C&PR or Assistant RPA shall notify the HWD coordinator of their decision from the review.

72040.5.8 Detainer Received After Release or Discharge

If a detainer is received after an inmate has been released to parole or discharge, the following action shall be taken:

If it indicates a felony offense and the inmate has been released to parole, case records staff shall telephonically notify the receiving parole regional office as soon as possible and shall send an Omnifax copy of the hold to the parole regional office within three working days.

- Case records staff shall also notify the detainer issuing agency by FAX or telephone as soon as possible advising them of the released person's status and the address of the supervising parole office. Within three working days after notification, the detainer shall be returned by USPS to the issuing agency.

If the inmate has been released to discharge, the case records staff shall notify the issuing agency by telephone or FAX of the released person's status and return the detainer by USPS.

If the detainer indicates other than a felony offense, the detainer shall be returned by USPS to the issuing agency within three working days after notification advising them of the released person's status. In the case of parolees, the issuing agency shall be advised of the address of the supervising parole office.

Note: All such actions shall be entered in the HWD log.

72040.6 Inmate Notification of Detainer and Request for Disposition

An inmate may request disposition of a detainer, in writing, directed to case records staff who shall prepare the required legal forms for signature by the inmate. Counseling staff are responsible for delivery of the forms to the inmate, witnessing the signature of the inmate, and return of these forms to records.

72040.6.1 Disposition of California Detainers

If the detainer is from a California agency for untried charges, the inmate may request disposition of pending charges by filing a CDC Form 643, Demand for Trial in accordance with the provisions of PC 1381.

Untried Charges

Demands for trial should not be initiated in the reception centers.

Case Records Staff

Case records staff shall mail the CDC Form 643 to the DA by certified mail, return receipt requested.

Trial Within 90 Days

PC 1381 stipulates a person must be brought to trial within 90 days after written notification of the place of confinement. The 90-day period starts the day the DA acknowledges receipt of the CDC Form 643.

Case Records Staff

If the inmate is not brought to trial at the conclusion of the 90-day period, case records staff shall prepare:

- A CDC Form 668, Affidavit in Support of Motion to Dismiss Pending Charges.
- A CDC Form 669, Motion to Dismiss Criminal Charges Pending.
- A CDC Form 670, Order of Dismissal.
- A CDC Form 1006, Cover Memo - Motion to Dismiss.

All of these forms shall be forwarded to the court having jurisdiction of the matter.

Violation of Probation

If the detainer is for violation of probation in a California county, the inmate may file a request for disposition of probation in accordance with provisions of PC 1203.2a.

A CDC Form 616, Request for Disposition of Probation, Waiver of Appearance and Right to Attorney (PC 1203.2a), shall be used to request disposition of probation.

Inmate

The inmate may fill out a CDC Form 616 and forward it to case records.

Case Records Staff

Upon the inmate's written request, case records staff shall:

- Prepare the form for signature by the inmate.
- Mail the completed form to either the Superior Court or probation officer by certified mail, return receipt requested.

72040.6.2 Out-of-State or Federal Detainers on Untried Charges

When a detainer for untried charges is lodged by an agency of the federal government or an agency of a member state of the interstate agreement on detainers (IAD), the interstate form provided shall be used to notify the inmate of the detainer and to request disposition of the pending charges.

The IAD does not apply to violation of probation or violation of parole.

PC 1389 provides for the surrender of temporary custody of a prisoner to the jurisdiction of the federal government or another state which is signatory to the IAD where they are wanted for prosecution, except Louisiana and Mississippi.

72040.6.2.1 Non-Member State of IAD

If a detainer is lodged for untried charges by an agency of a state which is not a member of the IAD, the inmate may only be released for trial in accordance with an executive agreement between governors in compliance with PC 1549.

72040.6.2.2 Custody Requested

When a prosecutor requests custody of an inmate pursuant to PC 1389, Article IV, the following shall be done:

Case Records Staff

Case records staff shall provide the inmate (by their counselor) with a copy of the explanation of inmate's rights under article IV of the interstate agreement.

Afford the inmates an opportunity to sign a form II of the IAD wherein the inmate waives extradition to:

- The proceedings contemplated in the requesting state.
- Serve sentence after completion of the California sentence.

Court Arraignment

If the inmate does not sign a form II, case record staff shall make arrangements for the inmate to be taken before a magistrate prior to the offer of temporary custody being issued (PC 1550.1).

The purpose of the court arraignment is to give the inmate an opportunity to waive their right to petition for a Writ of Habeas Corpus and to waive the 30-day period for the Governor's intervention.

Inmate Waiver

This waiver is accomplished by the inmate completing a CDC Form 1668-A, Agreement to Temporary Transfer of Custody in the presence of the court and the court signing the form.

Inmate Does Not Waive

If the inmate refuses to waive their rights, the court shall fix a reasonable time for the inmate to file a petition for a Writ of Habeas Corpus. When the time has elapsed, a hearing guided by extradition law shall be held.

72040.6.3 Inmate Demands Trial

If the inmate demands trial and waives extradition by executing Form II, a court arraignment is not required and case records staff shall proceed on the basis of the inmate's demand for trial pursuant to PC 1389, Article III.

72040.6.3.1 Guidelines/Instructions

Instructions for the preparation, distribution and use of the various forms are contained in the heading of each form.

Case Records Staff

The case records office shall mail all forms by certified mail, with a return receipt requested.

72040.6.4 Out-of-State or Federal Detainers for Un-Sentenced Convictions

Tinghitella v. California (9th CC, 1983) held that an inmate has a statutory right under the IAD to be sentenced in absentia within 180 days after delivery of an appropriate demand for sentencing.

The court held that the IAD applies to sentencing as well as to untried indictments and thus where there is proper demand for return for sentencing said demand must be met.

The court held however that an inmate is not entitled to demand to be transferred to another jurisdiction for the purpose of sentencing if they fled that jurisdiction after conviction but before sentencing.

72040.6.4.1 Inmate Demands Sentencing in Absentia

If an inmate demands sentencing in absentia to any agency of the federal government or an agency of a member state of the IAD, case records staff shall notify the inmate of their rights by CDC Form 1673, "Notice of Conviction..." A request for sentencing shall also be executed by CDC Form 1674, "Inmate's Notice of Place..."

72040.6.4.2 Detainer Lodged

If a detainer is lodged by an agency of the federal government or an agency of a member state of the IAD, case records staff shall notify the inmate of the detainer and their right to demand sentencing.

72040.6.4.3 Request for Temporary Custody

If a request for temporary custody is received from any agency of the federal government or an agency of a member state of the IAD, the following shall be done:

Case Records Staff

Case records staff shall advise the prosecuting officer that the inmate waived the right to be present for sentencing by absconding from the jurisdiction of the court and may be sentenced in absentia on CDC Form 1675, "Notice of Inmate's Right to..."

72040.6.4.4 Forms/Instructions

Instructions for the preparation, distribution and use of the forms are contained in the heading of each form.

Case Records Staff

Case records staff shall mail all forms by certified mail, with a return receipt requested.

72040.6.5 Out-of-State or Federal Incompleted Sentence

If a detainer is lodged on the basis of an incompleted prior prison term by a facility or paroling agency of another state or the federal government, the provisions of the court decision *In re Stoliker* are applicable (see DOM 72040.9 for instructions).

72040.7 Notification to Filing Authorities

Revised February 28, 1995

Each agency that filed a detainer against an inmate shall be notified of the inmate's pending release or parole 90 days prior to the tentative release date.

The Department shall release an inmate to the agency that placed the first detainer. However:

- If multiple detainees are on file, and one is based upon a judgment and sentence to a prison term, the initial offer of custody shall be to the agency holding the prison term detainee.
- The USINS will not assume custody of inmates for deportation proceedings unless the inmate has completed/taken care of all pending legal issues, including misdemeanor charges, or if other agencies which have placed a detainee have declined to take custody.
 - When multiple detainees are on file and the inmate is released to one of the detainees, the remaining detainees shall be given to the transporting officers. The other agencies shall be notified of the release and of the agency that assumed custody.

In the case of an inmate's death, the detainee shall be returned to the notifying agency. Subsequently, the HWD coordinator shall delete the inmate's entire HWD computerized history.

72040.7.1 Notification Letter to Federal Agency

Case records staff shall send the notification letter to the U.S. Marshal of the district in which the facility is located. The letter shall state which marshal's office filed the detainee, the inmate's current release date, and whether the inmate is eligible for a parole date advancement.

A copy of the letter shall also be mailed to the:

- U.S. Marshal's office that filed the detainee.
- Bureau of Prisons, U.S. Bureau of Prisons Correctional Programs, 1301 Shoreway Road, Fourth Floor, Belmont, CA 94002.

72040.8 Release to a Detainee

Revised February 28, 1995

An inmate/parole violator may be released directly to the agency lodging the detainee. Pursuant to PC 4755, any inmate who has a detainee lodged against them by law enforcement or other agency may be:

- Released within five calendar days prior to or five calendar days after the scheduled parole release date. If more than 400 miles away, release may be five court days prior or five court days after the scheduled parole release date.
- Released within five calendar days prior to the scheduled discharge date. PC 4755 does not authorize CDC to hold an inmate beyond their discharge date.

This release procedure permits other agencies to pick up departmental inmates and transport them during regular business hours or, in some instances, at a more convenient time. (Exception: See DOM 72040.8.1 for USINS requirements.)

These parolees are entitled to release funds under PC 2713.1. In these cases, P&CSD staff shall delay in requesting release funds from the facility of release either until after the parolee is released from local custody or until the release date from local custody has been determined. Cash assistance or vouchers shall be provided pending receipt of release funds.

72040.8.1 USINS

The USINS regulations prohibit retention beyond 48 hours after the scheduled parole release date.

Parolees released to USINS are not entitled to release funds under PC 2713.1. However, they shall be provided cash assistance in a like amount by parole staff in the event they are released pending or following deportation hearings.

72040.8.2 Release to Another State by Violation of Parole

PC 11177 provides that a parolee from another state may be returned to the state of original conviction for violation of parole if the parolee is residing in California pursuant to the provisions of the interstate parole compact.

An inmate being discharged or paroled may be released directly to an agent of another paroling agency only if:

- The detainee is for violation of parole.
- The inmate was legally residing in California and under supervision of the P&CSD, Interstate Unit, at the time of their incarceration on the California term.

Prior to releasing any inmate to an agent of another state, case records staff confirm that both of the above conditions exist by writing to the compact administrator of the other state.

When an inmate is to be released to an agent of another state, case records staff shall arrange for the inmate's release at a time convenient to the transporting officers within normal business hours.

72040.8.3 Release to Subsequent Prison Commitments

Revised October 2, 1992

An inmate may be released on parole directly to the agent of another jurisdiction when the detainee is based upon a conviction and sentence only if:

- The commitment in the receiving state is subsequent to the California commitment.
- The inmate had initially demanded trial in the receiving state in accordance with the provisions of the IAD or waived their rights before the court by signing CDC Form 1688A, Form V-A.
 - A copy of the inmate's request (Agreement on Detainees, Form II) or inmate's waiver (Agreement on Detainees, Form V-A) is in the inmate's C-File.

If, however, the inmate's initial release to the receiving state was under Article IV of the Agreement on Detainees (the prosecutor requested temporary custody and the inmate did not sign the Form II of the Agreement on Detainees), the executive authority of the receiving state shall forward a requisition to the Governor's office to initiate formal extradition procedures and an extradition hearing shall be held.

Case Records Staff

When an inmate is to be released to an agent of another state, case records staff shall arrange for release of the inmate at a time convenient to the transporting officers within normal business hours.

72040.8.4 Extradition

See DOM 72050 of this manual for information.

72040.9 Deletion of HWD Computerized History

The HWD coordinator shall ensure that an inmate's entire HWD computerized history is deleted whenever they are paroled/discharged to hold.

When the records office receives notification that a detainee previously placed on an inmate has been dropped or expired, the HWD computerized history for that detainee shall be deleted.

72040.10 Concurrent Jurisdiction Transfer

In re Stoliker (1957) 49 Cal. 2d 75 requires that the Department make an inmate available to the U.S. Attorney General or their authorized representative for concurrent service of a previously imposed federal term.

While the decision referred specifically to federal terms, subsequent interpretation by the courts has applied the decision to states as well. A superior court order and Attorney General's Opinion applies In re Stoliker to any concurrent case regardless of which term was first imposed.

In re Stoliker does not apply to California sentences ordered to run consecutively with other jurisdiction sentences.

72040.10.1 Processing of Requests

Revised October 2, 1992

Inmates with detainees for unexpired sentences from other jurisdictions may submit a written request to the Director for transfer to the other jurisdiction for service of their sentence concurrent with the California sentence. The request shall be submitted to the facility CCRM for processing.

Case Records Manager

The CCRM shall process the inmate's request on a CDC Form 1168, Nature of Transfer Availability--In re Stoliker to officials of the other jurisdiction to determine if that jurisdiction agrees to assume custody of the inmate.

Information on referrals shall be sent to the correctional agency or department of the state placing the detainee or the U.S. Bureau of Prisons (see DOM 72040.7.1) and shall include:

- The California offense.
- The California sentence.
- The anticipated California release date.
- A copy of the most recent progress report.
- A copy of the detainee and accompanying documents.

Agency Declines Custody

If the other agency declines to take custody after notification of availability of the inmate, case records staff shall notify the inmate.

Transfer of Records

Upon transfer of an inmate to another jurisdiction, the case records staff shall place a CDC Form 801, Notice of Detainee, with a certified copy of the commitment papers and transfer all records to Region I, Attention: Sacramento Central Office (SACCO). An appropriate entry shall be entered into OBIS.

If an inmate escapes, is subsequently convicted and sentenced to a period of confinement to another jurisdiction, whether it's consecutive or concurrent to

the California sentence, and if the inmate remains in the other jurisdiction, the case records staff shall place a CDC Form 801, with a certified copy of the California commitment papers and transfer all records to Region I, Attention: SACCO. An appropriate entry shall be entered into OBIS.

72040.10.2 Return of Inmate to the Department

Inmates transferred under In re Stoliker shall be returned to the Department's custody when ready for release from the other agency if their California term has not been completed.

Inmates transferred In re Stoliker shall waive extradition prior to leaving the state of origin.

If the inmate shall not waive extradition, formal extradition procedures shall be initiated. Region I staff shall be kept advised of the status of each case so extradition papers can be processed before the release date.

72040.10.3 Concurrent Federal Sentences

Case records staff shall notify federal authorities when a prisoner serving a federal sentence concurrent with a State term is received at a facility and/or transferred within the Department. Notification shall be mailed to the U.S. Bureau of Prisons (see DOM 72040.7.1).

Case Records Staff

When an inmate is transferred to federal custody under In re Stoliker, case records staff shall send a certified copy of the judgment(s) and a letter to the facility where the inmate is confined.

72040.11 Departmental Detainers

A CDC Form 801 shall be placed with the receiving agency for the following inmates released to another agency:

- Escapees who are apprehended and in the custody of another agency.
- Inmates released under the interstate agreement on detainers (PC 1389).
- Inmates released under executive agreement (PC 1549).
- Inmates released under the uniform act to secure witnesses from outside the State in criminal acts (PC 1334).
- Inmates serving sentences in other jurisdictions.
- Inmates released to California agencies for trial, witnesses in criminal cases or civil proceedings in parental or marital cases (PC 2620, 2621, and 2625).
- Inmates released to another jurisdiction's detainer pending parole (PC 2690 and 4755).

The detainer shall be placed to ensure that the inmate is returned to Department custody to serve the unexpired portion of existing sentences or ensure that the inmate remains in custody until the California scheduled parole release date.

Case Records Staff

Case records staff shall prepare the CDC Form 801 in triplicate:

- A notation shall be made to contact the Department's case records office prior to release of the inmate by the receiving jurisdiction.
- If the inmate is released to a detainer pending parole, a notation shall be made not to release prior to the actual parole date.
- If an inmate paroled/discharges while out-to-court, the sending facility shall notify the en route facility and the holding law enforcement agency to remove the Department's detainer.
- The sending facility shall notify the parole unit and region staff of the change in status and the parolee's location.
- If the inmate is released out-of-state or to the federal government, the Region I, SACCO address shall be used as the unit to be notified of pending release.

Receiving and Release

One copy shall be retained in the C-File until the second copy is returned by Receiving and Release staff, who shall verify that the inmate was released.

The original and second copy shall be signed by the transporting officer or agent of the receiving jurisdiction at the time of release acknowledging receipt. The original shall be given to the officer/agent assuming custody and the second copy forwarded to case records.

Case records staff shall file the signed copy in the C-File and destroy the unsigned copy.

Case Records Staff

Upon the physical return of the inmate to Department custody, the CDC Form 801 shall be removed from the C-File and destroyed.

72040.12 Revisions

The Deputy Director, Institutions Division, or designee shall be responsible for ensuring that the contents of this section are kept current and accurate.

72040.13 References

PC §§ 1203.2a, 1334, 1381, 1389, 1549, 1550.1, 2621, 2625, 2690, 4755, and 11177.

In re Stoliker (1957) 49 Cal. 2d 75.

Tinghitella v. State of California (9th Cir. 1983) 718 F.2d 308.

DOM § 72050.

INTERSTATE COMPACT FOR THE AGREEMENT OF DETAINEES

ALABAMA Interstate Detainer Administrator
Inmate Records
Board of Corrections
3371 Atlanta Highway
Montgomery, Alabama 36109
205-261-2963

ALASKA Interstate Detainer Administrator
Department of Corrections
2200 East 42 Avenue
Anchorage, Alaska 99508-5202
907-561-4426

ARIZONA Interstate Detainer Administrator
Department of Corrections
321 West Indian School Road
Phoenix, Arizona 85013
602-255-5598

ARKANSAS Interstate Detainer Administrator
Department of Corrections
P.O. Box 8707
Pine Buff, Arkansas 71611
501-247-1800

CALIFORNIA Interstate Detainer Administrator
Department of Corrections
1631 Alhambra Boulevard
Sacramento, California 95816

COLORADO Interstate Detainer Administrator
Department of Corrections
2860 S. Circle Drive
North Building, #2200
Colorado Springs, Co. 80906
719-688-6666

CONNECTICUT Interstate Detainer Administrator
Department of Corrections
340 Capitol Avenue
Hartford, Connecticut 06106
203-566-3393

DELAWARE Interstate Detainer Administrator
Department of Corrections
80 Monrovia Avenue
Smyrna, Delaware 19977
302-736-5601

**DISTRICT OF
COLUMBIA** Interstate Detainer Administrator
Department of Corrections
Suite N-207
1923 Vermont Avenue, N.W.
Washington, D.C. 20001
202-673-7316

FLORIDA	Interstate Detainer Administrator Department of Corrections 1311 Winewood Boulevard Tallahassee, Florida 32301 904-488-1035	MARYLAND	Interstate Detainer Administrator Department of Public Safety and Correctional Services 6776 Reisterstown Road, Suite 312 Baltimore, Maryland 21215-2341 207-289-2711
GEORGIA	Interstate Detainer Administrator Department of Offender Rehabilitation #2 Martin Luther King, Jr. Drive, S.E. Atlanta, Georgia 30334 404-656-6002	MASSACHUSETTS	Interstate Detainer Administrator Legal Counsel Department of Corrections 100 Cambridge Street Boston, Massachusetts 02202 617-727-3300
HAWAII	Interstate Detainer Administrator Hawaii State Capitol Fifth Floor Honolulu, Hawaii 96813 808-548-5429	MICHIGAN	Interstate Detainer Administrator Department of Corrections P.O. Box 3003 Lansing, Michigan 48909 517-373-0267
IDAHO	Interstate Detainer Administrator Department of Corrections P.O. Box 14 Boise, Idaho 83707 208-336-0740	MINNESOTA	Interstate Detainer Administrator Department of Corrections 300 Bigelow Building 450 North Syndicate St. Paul, Minnesota 55104 612-642-0311
ILLINOIS	Interstate Detainer Administrator Department of Corrections 1301 Concordia Court Springfield, Illinois 62702 217-522-4461	MISSISSIPPI	Not party to agreement.
INDIANA	Interstate Detainer Administrator 100 North Senate Avenue - Room 804 Indianapolis, Indiana 46204 317-232-5760	MISSOURI	Interstate Detainer Administrator Department of Corrections and Human Resources 2729 Plaza Drive Jefferson City, Missouri 65102 314-751-2389
IOWA	Interstate Detainer Administrator Division of Adult Corrections Capitol Annex Des Moines, Iowa 50319 515-281-3342	MONTANA	Interstate Detainer Administrator Corrections Division Department of Institutions 1539 11th Avenue Helena, Montana 59620 406-449-5671
KANSAS	Interstate Detainer Administrator Pardon/Extradition Attorney State Capitol Topeka, Kansas 66612 913-296-2716	NEBRASKA	Interstate Detainer Administrator Department of Correctional Services P.O. Box 94661 State House Station Lincoln, Nebraska 68509 402-471-2925
KENTUCKY	Interstate Detainer Administrator Corrections Cabinet State Office Building Frankfort, Kentucky 40601 502-564-4726	NEVADA	Interstate Detainer Administrator Office of the Attorney General Capitol Complex Heroes Memorial Building Carson City, Nevada 89710 702-687-3539
LOUISIANA	Not party to agreement.	NEW HAMPSHIRE	Interstate Detainer Administrator State Director of Probation P.O. Box 271 Concord, New Hampshire 03301 603-224-3500
MAINE	Interstate Detainer Administrator Department of Corrections 411 State Office Building Augusta, Maine 04333 207-289-2711		

NEW JERSEY	Interstate Detainer Administrator Department of Corrections 609-292-4036	SOUTH CAROLINA	Interstate Detainer Administrator Department of Corrections P.O. Box 21787 Columbia, South Carolina 29210 803-737-8555
NEW MEXICO	Interstate Detainer Administrator Central Records Unit 1422 Paseo de Peralta Santa Fe, New Mexico 87501 505-827-8674	SOUTH DAKOTA	Interstate Detainer Administrator Attorney General State Capitol Pierre, South Dakota 57501 605-773-3215
NEW YORK	Interstate Detainer Administrator Department of Correctional Services State Campus, Building #2 Albany, New York 12226 518-457-8134	TENNESSEE	Interstate Detainer Administrator Office of the Governor State Capitol - Ground Floor Nashville, Tennessee 37219-5081 615-741-6849
NORTH CAROLINA	Interstate Detainer Administrator Interstate Agreement on Detainers 214 West Hones St. Raleigh, North Carolina 27611 919-733-2557	TEXAS	Interstate Detainer Administrator Uniform Detainer Act P.O. Box 99 Huntsville, Texas 77340 713-295-6371 ext. 430
NORTH DAKOTA	Interstate Detainer Administrator Attorney General State Capitol Bismarck, North Dakota 58505 701-224-2210	UTAH	Interstate Detainer Administrator Attorney General State Capitol Salt Lake City, Utah 84114 801-533-5261
OHIO	Interstate Detainer Administrator Adult Parole Authority 1050 Freeway Drive, North Columbus, Ohio 43229 614-431-2777	VERMONT	Interstate Detainer Administrator Department of Corrections 120 State Street Montpelier, Vermont 05602 802-828-3171
OKLAHOMA	Interstate Detainer Administrator State Capitol Building Oklahoma City, Oklahoma 73105 405-521-3921	VIRGINIA	Interstate Detainer Administrator Assistant Attorney General 101 North 8th Street Richmond, Virginia 23219 804-786-8137
OREGON	Interstate Detainer Administrator Deputy Compact Administrator 2575 Center Street, N.E. Salem, Oregon 97310 503-378-2487	WASHINGTON	Interstate Detainer Administrator Department of Corrections Mail Stop FN-61 Olympia, Washington 98504 206-753-2500
PENNSYLVANIA	Interstate Detainer Administrator Department of Corrections P.O. Box 598 Camp Hill, Pennsylvania 17011 717-975-4860	WEST VIRGINIA	Interstate Detainer Administrator Department of Corrections State Capitol Complex Building 4, Room 300 Charleston, West Virginia 25305 304-348-2037
RHODE ISLAND	Interstate Detainer Administrator Department of Attorney General 72 Pine Street Providence, Rhode Island 02903 401-274-4400 ext. 327	WISCONSIN	Interstate Detainer Administrator Department of Health & Social Services P.O. Box 7925 Madison, Wisconsin 53707 608-266-6793

WYOMING

Interstate Detainer Administrator
123 Capitol Building
Cheyenne, Wyoming 82002
302-777-7841

DETAINDER ADMINISTRATORS**FEDERAL AGENCIES****WESTERN REGIONAL OFFICE**

Detainer Administrator Alaska, North Dakota, South
1301 Shoreway Road, 4th Floor Dakota, Arizona, Montana,
Belmont, CA 94002 Utah, California, Nevada,
415-598-4700 Washington, Colorado,
Wyoming, Hawaii, Oregon

SOUTH CENTRAL REGIONAL OFFICE

Detainer Administrator Arkansas, New Mexico,
1607 Main, Suite 700 Louisiana, Texas, Oklahoma
Dallas, Texas 75201
214-767-0012

SOUTHEAST REGIONAL OFFICE

Detainer Administrator Alabama, Kentucky, South
5213 McDonough Blvd., S.E. Carolina, Florida, Mississippi,
Atlanta, Georgia 30315 Tennessee, Georgia, North
404-624-5202 Carolina

NORTH CENTRAL REGIONAL OFFICE

Detainer Administrator Illinois, Michigan, Ohio, Iowa,
Air World Center Minnesota, Wisconsin, Indiana,
10902 Ambassador Drive Missouri, Kansas, Nebraska
Kansas City, Missouri 64153
816-891-7007

NORTHEAST REGIONAL OFFICE

Detainer Administrator Connecticut, Massachusetts,
U.S. Customs House, 7th Floor Rhode Island, Delaware,
Second & Chestnut Street New Hampshire, Vermont,
Philadelphia, Pennsylvania, 19106 District of Columbia, New
215-597-6317 Jersey, Virginia, Maine,
New York, West Virginia,
Maryland, Pennsylvania

NORTHEAST REGIONAL OFFICE

Detainer Administrator Connecticut, Massachusetts,
U.S. Customs House, 7th Floor Rhode Island, Delaware,
Second & Chestnut Street New Hampshire, Vermont,
Philadelphia, Pennsylvania, 19106 District of Columbia, New
215-597-6317 Jersey, Virginia, Maine,
New York, West Virginia,
Maryland, Pennsylvania

FEDERAL BUREAU OF PRISONS**Western Regional Office (415) 598-4700**

U.S. Penitentiary, McNeil Island, Washington
U.S. Penitentiary, Lompoc, California
Federal Correctional Institution, Terminal Island, California
Federal Correctional Institution, Pleasanton, California
Federal Correctional Institution, Littleton, Colorado
Federal Correctional Institution, Safford, Arizona
Federal Correctional Institution, Phoenix, Arizona
Metropolitan Correctional Center, San Diego, California
Metropolitan Correctional Center, Tucson, Arizona
Federal Prison Camp, Boron, California

South Central Regional Office (214) 767-0012

Federal Correctional Institution, Ft. Worth, Texas
Federal Correctional Institution, Bastrop, Texas
Federal Correctional Institution, La Tuna, Anthony, Texas
Federal Correctional Institution, Seagoville, Texas
Federal Correctional Institution, Texarkana, Texas
Federal Correctional Institution, El Reno, Oklahoma
Federal Prison Camp, Big Spring, Texas
Federal Correctional Institution, Ft. Worth, Texas
Federal Correctional Institution, Bastrop, Texas
Federal Correctional Institution, La Tuna, Anthony, Texas
Federal Correctional Institution, Seagoville, Texas
Federal Correctional Institution, Texarkana, Texas
Federal Correctional Institution, El Reno, Oklahoma
Federal Prison Camp, Big Spring, Texas

Southeast Regional Office (404) 624-5202

U.S. Penitentiary, Atlanta, Georgia
Federal Correctional Institution, Tallahassee, Florida
Federal Correctional Institution, Ashland, Kentucky
Federal Correctional Institution, Lexington, Kentucky
Federal Correctional Institution, Butner, North Carolina
Federal Correctional Institution, Memphis, Tennessee
Federal Correctional Institution, Talladega, Alabama
Metropolitan Correctional Center, Miami, Florida
Federal Prison Camp, Eglin Air Force Base, Florida
Federal Prison Camp, Maxwell Air Force Base, Montgomery,
Alabama

North Central Regional Office (816) 891-7007

U.S. Penitentiary, Marion, Illinois
U.S. Penitentiary, Leavenworth, Kansas
U.S. Penitentiary, Terre Haute, Indiana
Federal Correctional Institution, Milan, Michigan
Federal Correctional Institution, Oxford, Wisconsin
Federal Correctional Institution, Sandstone, Minnesota
Medical Center for Federal Prisoners, Springfield, Missouri
Metropolitan Correctional Center, Chicago, Illinois
Federal Medical Center, Rochester, Minnesota
Federal Prison Camp, Duluth, Minnesota

Northeast Regional Office (215) 597-6317

U.S. Penitentiary, Lewisburg, Pennsylvania
Federal Correctional Institution, Danbury, Connecticut
Federal Correctional Institution, Morgantown, West Virginia
Federal Correctional Institution, Petersburg, Virginia
Federal Correctional Institution, Alderson, West Virginia
Federal Correctional Institution, Otisville, New York
Federal Correctional Institution, Raybrook, New York
Federal Correctional Institution, Loretto, Pennsylvania
Metropolitan Correctional Center, New York, New York
Federal Prison Camp, Allenwood, Montgomery, Pennsylvania

ARTICLE 7 — EXTRADITIONS

Revised February 23, 1995

72050.1 Policy

The Department shall comply with the Uniform Criminal Extradition Act for the surrender of inmates or for extradition of inmates in custody outside the state.

72050.2 Purpose

This section sets forth the uniform procedures for processing extradition requests.

72050.3 Extradition Upon Release to Parole

It is unlawful under PC 1550.1 and 1550.2 to deliver an inmate to an agency of a demanding state until the inmate is taken before a magistrate.

There is no legal provision for the Department to take an inmate before a magistrate to consider extradition prior to the parole release date. Therefore,

most inmates shall be released to the custody of a local law enforcement agency with the accompanying warrants.

Occasionally, an extradition hearing may be held at the institution by a local magistrate prior to the inmate's release. These inmates shall be delivered directly to the out-of-state agents when paroled or discharged, on the authority of a waiver signed by a judge or upon a judge's approval.

72050.3.1 Case Records Responsibility

The CCRM shall contact and arrange for the appropriate agency to take custody of the inmate on the scheduled parole release date:

- The local law enforcement agency if the inmate has to be taken before a magistrate.
- The out-of-state agency if a waiver has been signed by a judge or upon the judge's approval.

An inmate/parole violator may be released pursuant to PC 4755 for the convenience of an out-of-state transporting agency. [See DOM 72040.8].

Arrangements must be made sufficiently in advance of the scheduled parole release date to ensure that the appropriate documents (as described in this section of the manual) are available for delivery to the agency assuming custody.

72050.3.2 Extradition Upon Executive Agreement

PC 1549 provides that when an inmate is wanted in another state for prosecution and is held in this state, the Governor of California and the Governor of the other state may enter into an Executive Agreement. The Department temporarily surrenders custody of the inmate to the other state for prosecution on the condition that the inmate is returned when prosecution is terminated.

Inmates under sentence of death and wanted in another state shall be processed under Executive Agreement.

Upon receipt of an Executive Agreement the CCRM shall arrange to take the inmate before a magistrate, prior to offering him/her to the out-of-state agent. The Executive Agreement is sufficient authorization to remove the inmate from the institution for the hearing.

The CCRM of the releasing California institution shall maintain contact with the other state to ensure the inmate is returned.

If the CCRM finds that the inmate was placed in prison in the other state to serve a sentence, the prosecuting attorney in the other state shall be contacted and an attempt made to have the inmate returned to California in accordance to the Executive Agreement. If the prosecuting attorney refuses to cooperate, the AG's Office shall be contacted for assistance in having the inmate returned to California.

72050.4 Extradition From Out-of-State

PC 1547 through 1558 contain information regarding the Uniform Criminal Extradition Act. These provisions are used when the Department requests extradition to return California escapees or parole violators from outside the state.

72050.4.1 Documents

When the parole violator or escapee refuses to waive extradition, a number of documents must be supplied to initiate a Governor's warrant for their return to California.

When returning inmates from outside the state, the following documents shall be supplied to the Interstate Unit which shall prepare the package for the Governor's warrant:

- Four certified copies by case records staff of each of the information(s)/complaint(s), indictment(s), and Judgment(s)/commitment(s). Each document must bear two of the following thereon:
 - Signature of the county clerk.
 - Signature of the judge.
 - County seal.

Each document must also be certified by case records staff as a true and correct copy of the original in the C-File.

- Four exemplified (by the Superior Court) copies of each of the information(s)/complaint(s), indictment(s), Judgment(s)/commitment(s) pursuant to PC 1207. Each must be signed by the duly elected county clerk and by the judge of the Superior Court of the county of commitment. Exception: The State of Florida requires an affidavit by the judge stating the judgment and sentence against the individual.
- Four copies of an affidavit executed under penalty of perjury by the CCRM to certify the records covering the inmate's commitment,

subsequent actions by the parole board, subsequent transfers between institutions, assignment to camp, if any, and circumstances of escape.

- Four copies of fingerprints, pictures, and description.
- Statement of where and by whom the fugitive is being held and the means by which the institution has been notified of such facts.

Parole Violators Additional documentation

- The extradition package for the return of a parole violator must include documentation that the parolee is still subject to the jurisdiction of the paroling authority. Therefore, certificates of term fixing actions from the date the parolee was originally received by the Department shall be included.

72050.4.2 Waiver of Extradition

When the fugitive has waived extradition before a magistrate and agrees to accompany the Department's agent, staff of the P&CSD Interstate Unit shall be contacted to arrange pickup of the fugitive. One copy of the waiver shall be forwarded to the Interstate Unit as a necessary document to the state agent's appointment as the agent authorized to take custody and deliver the fugitive to the proper California authorities (*nunc pro tunc*). Except in unusual circumstances, the fugitive will be transported by private transportation agents.

72050.5 Interstate Transportation Cases

Parolees

At the time transportation is arranged on a parolee, Interstate Unit will contact the regional case records staff requesting that, no later than the next working day, a telecopy of the following documents be sent to the designated reception center:

- Cumulative Case Summary.
- Photo.
- Fingerprint.

A cover memo boldly marked "Interstate Transportation Case" shall accompany the packet and a copy of the memo shall be telecopied to the attention of the Interstate Transportation Unit.

Inmate

Upon notification that an inmate/escapee is to be delivered to a designated reception center, a packet will be compiled by the jurisdiction holding the C-file. The packet shall be boldly marked "Interstate Transportation Case" and shall contain in addition to the above named documents the commitment orders.

The packet will be sent by courier to the designated reception center.

72050.6 Revisions

The Deputy Director, Institutions Division, or designee, shall ensure that the contents of this section are accurate and current.

72050.7 References

PC §§ 1207, 1549.1 - 1558, and 4755.

ARTICLE 8 — NOTICES

Revised October 6, 1993

72060.1 Policy

Notification of the release of an inmate may be provided upon written request and shall be provided as mandated by law.

Notification of Release

Notification shall be provided pursuant to PC 3058.6 and 3058.8 on any person convicted of a violent felony listed in PC 667.5 (c), and pursuant to PC 11155 (b) upon the escape of an inmate.

72060.2 Purpose

The purpose of this procedure is to provide guidelines for acceptance and processing of requests for notification of an inmate's release.

72060.3 Mandatory Notification

Notification shall be provided to the sheriff, chief of police, and DA pursuant to PC 3058.6.

72060.4 Requests For Notification

Revised September 25, 2007

Written requests for notification shall be accepted from:

- Public or other law enforcement agencies.
- Paroling authority of another jurisdiction.
- DAs (pursuant to PC 270).

- Victim, witness, next-of-kin, immediate family member as defined in Section 3000 of the Title 15.
- Individuals, when the inmate's release or escape presents a potential for harm to the person.

72060.5 Types of Release Notices

When a request for notification has been made a matter of record, the requester shall be notified of the inmate's:

- Escape.
- Authorized release from departmental custody.
 - Release to a CCF For the purposes of this Section, a CCF means a Work Furlough (WF) facility, a facility which houses a Community Prisoner Mother Program, and the Restitution Community Correctional Center.
 - Release to parole.
 - Discharge.
 - Release from custody for any other reason (e. g., bail).
 - Transfer of custody to another agency.
 - Death.

The notice of transfer of custody is required to inform the requester that the Department shall no longer assume responsibility to notify them of the inmate's release or escape from custody.

72060.6 Public or Other Law Enforcement Agencies' Requests For Notification

Counselor

The inmate's counselor shall process requests from public or law enforcement agencies and those pursuant to PC 270 and 11155.

The counselor shall prepare a letter acknowledging receipt of the request for notice and forward it and a copy of the letter to the requester and to the C-File by case records staff.

Case Records Staff

Case records staff shall:

- Send the letter to the requestor acknowledging the receipt of the request.
- Post the CDC Form 112, Chronological Inmate History.
- Post the CDC Form 144, Control Card.
- File the request and a copy of the letter of acknowledgment in the Holds/Warrants/Detainers (HWD) section of the C-File.
- File CDC Form 128-R, Requested Notice of Escape or Transfer of Custody, in the C-File.

72060.7 Victim, Witness, Next-of-Kin, or Immediate Family Member Notification

Revised September 25, 2007

Victims, witnesses, next-of-kin, or immediate family members as defined in Section 3000 of the Title 15 who request notification shall be notified of the inmate's/parole violator's death, escape, scheduled release to parole, discharge, release from custody for any other reason, or transfer of custody to another agency including a CCF. Requests shall be made in writing by letter or CDC Form 1707, Request for Victim Notification/Special Conditions of Parole.

Written requests from victims, witnesses, next-of-kin, or immediate family members shall be processed in the following manner:

CC-III/C&PR/Parole Region CCRM

The CC-III (Reception Center), C&PR, or Parole Region CCRM shall send an acknowledgement letter to each victim, witness, next of kin, or immediate family member as defined in Section 3000 of the Title 15 upon receipt of the initial correspondence. **This letter will serve only as an acknowledgement letter, not the official notification letter.**

The acknowledgement letter shall include the offender's most current scheduled release date or BPT hearing date and shall include a brief qualified statement that release dates are an estimate and subject to change. The letter shall state that the requestor shall **AGAIN** be notified 45 days prior to release of any type.

The letter shall also include:

- Request for additional information if needed.
- Inform the requestor of the responsibility to provide the Department with a current address and telephone number which will remain confidential.

- Confirmation of the confidential status of the request.

Notices to a victim, witness, next of kin, or immediate family member as defined in Section 3000 of the Title 15 shall be done by return-receipt mail. In the event that the requestor does not reside at the last known address provided to the Department, the CC-III/C&PR/CCRM shall make a diligent, good faith effort to learn the whereabouts of the requestor.

If notification of an inmate's release, death, escape, placement in a CCF/WF, or transfer of custody to another agency is returned undelivered, staff shall attempt to locate the person requesting notification using the following means:

- A telephone call to person requesting the notification.
- Directory assistance.
- CDC Victim Services.
- Local law enforcement.

Staff shall complete CDC Form 1722, Notice of Release Returned Undelivered and staple it to the undelivered notice, and insert the materials in the confidential section of the inmate's C-File. If the current address is discovered, staff shall send a new notice to the person requesting notification.

Notification Procedures

Those persons requesting information regarding offenders convicted of felonies shall be notified by the CC-III/Reception Center, C&PR, or CCRM in writing, at least 45 days prior to the inmate's/parole violator's scheduled release to parole, discharge, release from custody for any other reason, or transfer of custody to another agency. The notification will be done by a completed CDC Form 863-A, Confidential Notice of Release to Parole, pursuant to PC3058. If there is any change in the release date after the 45-day notice has been sent, the victim, witness, next of kin, or immediate family member as defined in Section 3000 of the Title 15 shall be notified immediately by the most expeditious means. A copy of the completed CDC Form 863-A shall be filed in the inmate's/parole violator's confidential folder with the request and response.

Parole agents can determine if the proper victim/witness notification has been sent from the releasing facility by reviewing the confidential section of the field-file for request and response documentation. If not completed, the Parole Agent shall send immediate notification to the victim/witness by information provided in the confidential section.

Death

The CDC Form 1796, Notice of Inmate/Parole Violator's Death shall be utilized for notification in the event of the inmate's/parole violator's death.

Escape

In the event of an inmate's/parole violator's escape, the victim, witness, next of kin, or immediate family member as defined in Section 3000 of the Title 15 shall be notified by the most expedient means possible. Either by telephone, through the local law enforcement agency of record, or by telegram.

C&PR

The C&PR shall have the responsibility for notifying the requestor within 30 days of the return to custody of an escapee. A CDC Form 1716, Notice of Return to Custody of Escapee shall be used to notify the requestor of the escapee's return.

Parole Staff

The regional CCRM shall have the responsibility for notifying requestors of the death, release, or escape of parole violators who are serving revocation time in county jails.

72060.8 Requests For Notification From Individuals

Requests from individuals shall be processed as follows:

The Warden or designated staff member at not less than the level of Lieutenant or CC-I shall:

Warden

- Evaluate the request in terms of the potential harm the inmate's release or escape shall present to the requestor.
- Evaluate the need to maintain the confidentiality of the requestor's identity and information contained in the request.
- Write a letter to the requestor informing them of:
 - Action taken by the Department.
 - Additional information required before any further action can be taken.

- Their responsibility to inform the Department of any change in address or phone number.
- To what degree the request is confidential and the amount of information which is disclosed to the inmate concerned.
- If the request warrants confidentiality, staff shall send the letter requesting the notice, copies of all staff correspondence, and the CDC Form 128-R to the staff person designated (CCR 3321[d][2]) to review confidential material. The reason given for confidentiality shall be: "Material relates to a person's fear of subject's escape or release/transfer from departmental custody." This person shall:
 - Review the material and, if appropriate, stamp as "Confidential."
 - Forward the material to the case records office.

Case Records Staff

Case records staff shall:

- Make an appropriate entry on the CDC Form 112 and CDC Form 144, in view of status as confidential or nonconfidential.
- File the request, letter of acknowledgment, and CDC Form 128-R in the C-File.

72060.9 Responsibility For Giving Requested Notice

A promise or implied promise to give notice of an inmate's release from custody or escape imposes that responsibility upon the staff of the facility from which the inmate is released or escapes.

Counselor

The counselor shall periodically review the inmate's file to evaluate the need or requestor's desire for notice. If necessary, the counselor shall contact the person(s) requesting the notice.

72060.9.1 Notice Announcing Escape

The staff person who reviews the C-File for information required in notifying law enforcement officials of an inmate's escape (pursuant to PC 11155 and the DOM 55040) shall also notify persons requesting notice by the most expedient means. If possible, by telephone or by telegram.

C&PR

The C&PR staff shall send written notice to the person requesting notification within 30 days after regaining custody of an escapee.

Case Records Staff

Case records staff shall file a copy of any written notice with the original request for notice in the C-File.

72060.9.2 Notice Announcing Release to Community Correctional Center or Work Furlough

Revised September 25, 2007

When notification is requested, CCF/WF staff shall send written notice at least 60 days before placement of an inmate in a CCF/WF program to the:

- Chief of police of the city in which the inmate shall reside or in which placement shall be made.
- Sheriff of the county in which the inmate shall reside or in which placement shall be made.
- Victim, witness, next-of-kin, or immediate family member as defined in Section 3000 of the Title 15.

This notice shall identify the inmate, the name, and the address of the facility, the county of release, and the address of the controlling parole region.

Case records staff shall file a copy of the written notice with the original request for notice in the C-File.

72060.9.3 Notice Announcing Release of Inmates Convicted of Violent Felonies

Any inmate serving a term of imprisonment after conviction for an offense listed in PC 667.5(c) or who is serving a period of parole revocation following release from such imprisonment is subject to the provisions of PC 3058.6 and 3058.8, and notification of release must be made.

The CDC Form 863 shall be completed and mailed no later than 45 days prior to release to the:

- Sheriff of the county to which paroled.
- Chief of police of the city in which the inmate shall reside (if known).
- DA of the county to which paroled.

A copy of the completed CDC Form 863 shall be routed to the:

- HWD section of the inmate's C-File.

- BPT executive officer if the inmate/parolee was sentenced pursuant to PC 1168(b).
- Inmate/parolee.

If residency plans are unresolved at the time of notification, staff shall enter "Community Unknown" on the CDC Form 863 and shall ensure that the parole unit address and telephone number are included.

When the community of residence is learned, the releasing facility records staff shall inform the above-listed agency(s) as soon as possible.

Comments From Other Law Enforcement Agencies

Comments received from law enforcement agencies regarding the release of an inmate to parole are reviewed by the RPA. After consideration of the comments, the original decision of placement may be changed.

A copy of comments received shall be forwarded to the BPT's executive officer for review in all cases of inmates being sentenced under PC 1168(b).

The law enforcement agency submitting the comments shall be notified of the BPT or Department's decision.

Notifications required by PC 3058.6 and 3058.8 shall be posted to the CDC Form 112 and CDC Form 144 by records office personnel.

After consideration of the comments, the original decision regarding the community in which the person is scheduled to be released may be modified pursuant to PC 3003.

72060.10 Revisions

The Deputy Director, Institutions Division, or designee shall be responsible for ensuring that the contents of this section are kept current and accurate.

72060.11 References

PC §§ 270, 667.5(c), 679.02, 679.03, 1168(b), 3003, 3058.5, 3058.6, 3058.8, 11155, and 12021.1(b).

CCR (15) (3) § 3321(d)(2).

DOM § 55040.

ARTICLE 9 — WANTED PERSONS SYSTEM

Revised August 19, 1997

72070.1 Policy

The Wanted Persons System (WPS) shall be used to ensure prompt notification to other agencies of persons wanted by the Department.

72070.2 Purpose

This section sets forth uniform procedures for processing notifications on escapees, parolees who have absconded from parole supervision, or inmates who have been released prior to their scheduled release dates and must be returned to custody.

72070.3 Definition of Wanted Persons System

The WPS is an automated data system providing information on persons wanted by various law enforcement agencies. It encompasses:

- CLETS.
- DOJ WPS.
- The National Crime Information Center (NCIC).
- All Points Bulletin (APB).
- The CDC WPS.

72070.4 Definition of CLETS

The CLETS is a data computer system that facilitates entries into the following systems:

- DOJ WPS. Entries into this system shall not appear outside the state. A WPS notification remains in the system until cancelled.
- NCIC. This system is maintained by the FBI with State DOJ assuring proper statewide operation. A want entered into NCIC shall appear nationwide upon inquiry. A requirement of a want entered into NCIC is that the person shall be extradited.

72070.4.1 Definition of All Points Bulletin (APB)

The APB is a separate system that operates through CLETS. APBs are routed to statewide terminals programmed to receive them. APBs are sent after regular working hours, holidays and weekends, to the Identification (ID)/Warrants Unit to enter the APB into the WPS/NCIC. The APB is automatically purged after 72 hours.

72070.5 Escape Procedures

Facility/parole staff shall follow these procedures when an inmate escapes, or fails to return from a temporary community leave, or is released prior to his/her scheduled release date and should be returned to custody.

72070.5.1 Notification of Escape Procedures

- Prepare a CDC Form 140, State Prison Escape Bulletin, in accordance with the Department's escape plan.
- Initiate an APB at the earliest possible time. FAX a CDC Form 600-A, APB FAX Worksheet, to the ID/Warrants Unit.
- The ID/Warrants Unit shall enter the want into the CLETS/WPS which automatically generates entry into the NCIC system, and OBIS using the escapee's CDC number as the warrant number. These wants shall indicate the escapee is wanted to finish their term.
- Facilities shall not enter the "permanent" want; however, they retain responsibility for:
 - Presenting the facts to the DA within 72 hours and obtaining a warrant for the escapee's arrest. The local sheriff's office is responsible for entering a want on the escape charge.
 - Teletyping notice to the Chief, Correctional Case Records Services, giving escape information, county warrant number and whether the county has entered a want on the escape charge.
 - Prompt notification to the Chief, Correctional Case Records Services, of an escapee's apprehension.
 - Canceling any APBs issued by the facility when the escapee is apprehended within 72 hours.
 - Making notifications pursuant to the DOM 72060.

72070.5.2 Uniform Escape Notices

Escape notices shall adhere to the following:

- CDC Form 600, Wanted Persons System Notification--Addendum A, shall be available for use in preparing APBs.
- The descriptive information shall be completed in the order shown as adopted by agencies of State DOJ.
- APBs and cancellations on escapes from conservation camps or emergency firefighting crews shall clearly indicate that the escape was from a Department facility.
- The CDC Form 140 shall be 8 1/2" x 11". List the descriptive information in the order shown. Where case records material describes tattoos or other physical oddities, give adequate descriptive detail. The use of the term "multiple tattoos" shall not be used unless preceded by a specific description and location of one or more of them. The name of co-escapee(s), if any, shall be noted under "additional data."
- Escape bulletins posted in public places shall have the personal information removed (lower portion of the form). The IPA prohibits posting of personal information in a public place without the consent of the person. Other law enforcement agencies posting these forms assume responsibility for removal of this information.

72070.5.3 Escape Bulletin Distribution/Cancellations

Facility staff shall ensure that local law enforcement each receive:

- A minimum of 12 escape bulletins.
- A minimum of six glossy photographs.
- A copy of the escapee's CI&I SSCH report.
- A case summary.
- A list of visitors, correspondents and addresses, if known.

Escape bulletins shall also be distributed to headquarters, special services units, facilities, and parole regions so mutual assistance may be given in the apprehension and return of escaped prisoners.

If the escapee has a close relative or crime partner on parole, an escape bulletin shall also be forwarded to the appropriate parole unit office.

Escape bulletin cancellations shall be distributed to the same agencies that receive the escape bulletin, immediately following the apprehension of the escapee. The original escape bulletin shall be used by stamping "cancelled" across the bulletin along with the effective date of the cancellation.

72070.5.4 Presumptive Death Policy

To close an escapee's records under the "presumption of death," their age shall be 70 years or older and whereabouts unknown for 7 years or more.

72070.5.4.1 Presumptive Death Procedures

The CCRM shall initiate the presumptive death procedure:

- Obtain a current FBI SSCH.
- Complete a CDC Form 644, Certificate of Presumptive Death.
- Forward the original and one copy to the Chief, Correctional Case Records Services, for approval.

The original certificate shall be returned to the facility for permanent retention in the inmate's C-File. The copy shall be forwarded to State DOJ, CI&I. Upon receipt of the signed certificate, the CCRM shall:

- List the "presumptive death" on the daily report of arrivals and departures.
- Post the action to the CDC Form 112, Chronological History.
- File the original certificate in the inmate's C-File.
- Send the C-File to the designated region records office for microfiling. They shall forward the microfiche to the archives unit.

This acts to remove all departmental active records on the inmate.

72070.5.5 Interstate Compact Unit Escapees

When notified of the escape of a Department inmate housed in another state or federal prison, Region I case records staff shall send a FAX to the Chief, Correctional Case Records Services.

Follow the same procedures as for any other escapee except:

- Obtain a warrant from the DA for the escapee's arrest on escape charges.

The interstate compact unit shall make every effort to encourage the authorities of the facility where the escape occurred to:

- File local charges.
- Enter a want on escape charges, including the Department as an agency to be notified when the escapee is apprehended.

72070.5.6 Escape From a Civil Addict Facility

Pursuant to the W&I 3002, escape from a civil addict facility is a felony. Follow the same procedures as for any other escapee.

If sentenced to state prison on the escape charge, the civil addict commitment shall be referred back to the committing court as unsuitable. Discharge procedures shall be followed.

After an escapee has been at-large one year, and their whereabouts remain unknown, an exclusion letter shall be prepared and sent to the court of commitment pursuant to W&I 3053. Upon completion of the exclusion process, a FAX shall be sent to the ID/Warrants Unit requesting removal of the want from the WPS and the departmental warrants' register.

72070.5.7 Disposition of an Apprehended Escapee

An escapee apprehended by departmental personnel cannot be released to county officials for prosecution on an escape charge until a superior court issues an order as provided in PC 2620. A warrant issued by a municipal court for apprehension and return of an escapee is not sufficient authority for surrendering custody of an inmate.

An escapee apprehended and released to a departmental employee shall be returned to a facility as soon as possible for safekeeping until released in accordance with PC 2620.

An escapee arrested by officials not connected with CDC shall be held by the arresting agency for prosecution.

72070.5.8 Warrant For Unlawful Flight

18 USC 1073 provides for the issuance of a warrant for the apprehension of a person under commitment for murder, kidnapping, burglary, robbery, mayhem, arson, rape, assault with a dangerous weapon, extortion by threat or coercion, or an attempt to commit any of the above offenses. When an inmate committed for one of these offenses escapes and there is reason to believe the escapee left the state, the Warden shall notify the resident agent of the FBI.

The U.S. Attorney of the district in which the facility is located shall be notified by letter of the issuance of the warrant of arrest and that the prisoner shall be extradited if apprehended. They shall be provided with the information outlined in the escape report and requested to issue a warrant in accordance with the 18 USC 1073.

72070.5.9 Placing of Holds on Apprehended Escapees

Upon apprehension of an escapee, the Warden shall request immediate custody, and if the request is granted, the escapee shall be returned immediately to the facility. If immediate custody cannot be obtained, the Warden shall place a hold using a CDC Form 801, Notice of Detainer, for the return of the prisoner when they become available for return.

72070.5.10 Grand Jury Indictments Pertaining to Escapees

County warrants charging escape expire after three years. The CCRM shall review the list of escapees monthly. Any escapee at-large for two-and-one-half years shall be referred to the DA to obtain a Grand Jury indictment prior to the expiration of the three-year period.

72070.5.11 Purpose of an Affidavit of Escape

When extradition procedures are initiated, an "affidavit of escape" shall be prepared and forwarded to the Captain, Transportation Unit. This document is required by the controller's office so that the transportation officers may be reimbursed for expenses incurred in returning the escapee to California.

72070.6 Parolee-At-Large

A parolee is an absconder when it is determined by the BPT that the parolee's whereabouts are unknown.

72070.6.1 Placement in Wanted Persons System

When it has been determined that the parolee is at-large, the Parole Agent shall prepare a CDC Form 600 and submit it to the regional records staff with a CDC Form 1524, Parolee At Large Report (PAL Report).

The CDC Form 600 shall be reviewed for completeness by an office technician or higher and sent to the BPT Central Office Calendar with the PAL Report, or returned to the Parole Agent for completion. The following information shall be included on the CDC Form 600:

- Known aliases (AKA).
- Social Security Numbers (SSI) and additional date(s) of birth (ADB) which are recorded on the CI&I SSCH report.
- Scars, marks, and tattoos - indicate location and description.
- Caution codes shall be included in the caution field. If multiple caution codes are required, enter the most serious caution in the caution field and type out the second caution, in English, as the first item in the miscellaneous field. The "X" caution code shall be entered in the miscellaneous field with an explanation. Use prior history to determine caution. The following caution codes shall be used:

A	=	Armed and dangerous
E	=	Escape risk
M	=	Mentally disturbed
S	=	Suicidal
X	=	Miscellaneous

- Miscellaneous field shall contain the commitment offense, not the felony code numbers.
- The agent's name and telephone number shall be used by ID/Warrants Unit staff, but not entered into CLETS. This information shall be provided to the arresting agency upon apprehension.
- The reference field shall be used to indicate the region and unit office.

The facility/region case records office shall maintain a log of the CDC Form 600 entry and cancel requests.

ID/Warrants Unit

When a CDC Form 600 is received from the BPT, the ID/Warrants Unit shall:

- Date stamp the CDC Form 600.
- Compare the name and date of birth and contact region case records staff concerning any major discrepancies. Change CI&I and FBI numbers to conform to the CI&I SSCH.
- Enter the want in OBIS and perform a QC review of the FAX entry.
- Send a list daily of wants entered and cancelled to each regional case records office.

72070.6.2 Purge/Validation of Warrants

A NCIC warrant review shall be completed on all suspended PAL cases after 60 months in PAL status.

72070.6.3 Purge/Validation Procedures**Parole Agent (4-6 Weeks Prior to Annual and 60-Month review)**

Secures and reviews current CI&I and FBI arrest records for any arrest during period parolee has been PAL.

(At 60-Month Review)

Reviews case files of all PAL cases for commitment offense and prior criminal history if no arrests are noted on CI&I sheets.

Forwards copy of original CDC Form 1524, with completed CDC Form 1524-A attached, to BPT recommending:

- Discharge and recall warrant (if commitment offense and prior criminal history were property offenses with minimum or no history of violent behavior).
- Discharge and recall warrant (if determined there is minimal chance of parolee being located or committing new crimes, and a minimal history of violence or arrests are indicated by CI&I or FBI records).
- Retain in PAL status and in NCIC (if there is a history of violence; CI&I records show arrests; and there is a probability of parolee being located).

Current CI&I and FBI arrest records and legal status summary sheet shall be attached to PAL report.

Submits report to unit supervisor.

Unit Supervisor

Reviews and submits report to BPT for action.

72070.6.4 Cancellation of Wants**Parole Agent**

The Parole Agent forwards CDC Form 1676, Charge Sheet/Revocation Tracking/Scheduling Request, by FAX to the ID/Warrants Unit to cancel a warrant.

The ID/Warrants Unit

Cancels the warrant in the CLETS thereby removing the want from NCIC and WPS, and cancels the warrant in the OBIS.

72070.6.4.1 Parole Agent Requests For PC 3056 Holds

During normal business hours, the Parole Agent shall contact the region case records office to place a PC 3056 hold on a PAL in custody. After normal duty hours, the agent shall contact the ID/Warrants Unit to request that a hold be placed and the want cancelled.

72070.6.4.2 Hold Placed by ID/Warrants Unit

When a law enforcement agency requests a hold, the ID/Warrants Unit shall abstract a warrant to the agency with a copy to the region case records office.

Holds and warrant abstracts forwarded to requesting law enforcement agencies shall include the name and telephone number of a staff contact person. The abstract shall also include the charges, any AKAs and the requesting agency's booking or case number, if known, on the wanted person.

The region case records office shall notify the Parole Agent of the hold by the next working day. The agent shall immediately identify the subject.

72070.6.4.3 Hold Placed in Error

A warrant is no longer active once it has been cancelled in State DOJ CLETS. Once a warrant has been cancelled, it must be reissued for cause by the BPT in order to be used as the basis for entering a want into the state WPS or NCIC. Some warrants for suspended parolees are inadvertently cancelled due to:

- A warrant abstract has been sent to a law enforcement agency on the wrong subject.
- The parolee has been released by a local agency over a CDC hold or detainer.
- Data entry error.

72070.6.4.3.1 Procedures For Reissuing Cancelled Warrants**Parole Agent**

Submits a copy of the original CDC Form 1524, the BPT Form 1135, Miscellaneous Decision, and completed CDC Form 600, to regional records upon determining that a warrant has been incorrectly cancelled.

Records Staff

Forwards PAL package to BPT central office.

BPT Staff

Reissues warrant, FAX signed copies of the BPT Form 1135 and CDC Form 600 to ID/Warrants Unit and forwards a copy of the BPT Form 1135 to the parole unit.

Regional Records Staff

Posts BPT action to CDC Form 112.

ID/Warrants Unit Staff

Reenters want into CLETS and OBIS.

72070.6.4.4 Parolee-At-Large Located**Parole Agent**

Forwards CDC Form 1676 by FAX to ID/Warrants Unit to cancel warrant.

ID/Warrants Unit Staff

Cancels warrant in the CLETS thereby removing the want from NCIC and WPS, and cancels warrant in OBIS.

72070.6.4.5 Parolee-at-Large Reinstated

If a PAL is arrested or located in California and there are no violations of the type reserved for decision by the BPT, the RPA may order reinstatement on parole.

72070.6.4.6 Parolee-At-Large Located Out-of-State

The interstate parole office shall abstract a warrant during the normal workday. The ID/Warrants Unit shall abstract a warrant on weekends and after normal work hours on PALs where a code two warrant has been issued by the BPT.

The ID/Warrants Unit shall forward, to the Interstate Unit, three certified copies of the BPT warrant on any case where an abstract warrant has been issued or when the BPT has acted to issue a warrant as a detainer only.

The Parole Agent shall submit a written report to the BPT recommending a disposition. The BPT shall determine whether the parolee shall be discharged, referred for supervision in the other state, or scheduled for revocation proceedings.

72070.6.4.7 Emergencies and Emergency Procedures

Emergencies include:

- A parolee/PAL is apprehended out-of-state and shall be released unless a warrant is immediately issued. The Department's verbal or regular FAX request to detain shall not suffice to hold the subject.
- The parolee/PAL's misconduct is of such a serious nature that any delay incurred by requesting a hold through regular channels would amount to gross negligence on the part of the Department.
- The parolee/PAL is located/arrested out-of-state and the existing code one warrant needs to be upgraded to code two and a return-to-prison order shall be completed.

These emergencies require submittal to the BPT on a BPT Form 1135.

The Parole Agent shall initiate action for a want by telephoning the region CCRM or other region staff as determined by the RPA.

Depending on the need, the agent shall relay such information as is required for the BPT Form 1135, and if needed, the information for filling out a CDC Form 600 for issuance of a warrant. The region CCRM may determine the type of information needed for the agent.

The CCRM shall:

- Maintain control over regional emergency requests.
- Prepare the BPT Form 1135 and/or CDC Form 600, if a want is to be issued.
- Telefax the BPT Form 1135 and a CDC Form 600 to the BPT for action.

The BPT shall:

- Sign the BPT Form 1135.
- Issue a warrant number and complete the entry level and date of warrant.
- Send the CDC Form 600 to the ID/Warrants Unit for entry into the WPS.
- Notify the region CCRM of the action by telefax.
- Telefax the CDC Form 600 to ID/Warrants Unit. Send the original CDC Form 600 and the warrant to the ID/Warrants Unit.

72070.7 Releasee-At-Large Want

Upon receiving a request from the supervising Parole Agent for a releasee-at-large (RAL) want, the region CCRM shall complete the CDC Form 600, then forward it, along with the NAEA action to suspend outpatient status, to the ID/Warrants Unit.

The date of the warrant section shall reflect the date the action was taken by the NAEA. The "miscellaneous field" of the CDC Form 600 shall indicate "civil addict commitment." The criminal charges that were suspended shall also be included for entry into the WPS. RAL wants are code one only. Incomplete forms shall not be processed but returned to the originator for completion.

The ID/Warrants Unit shall enter the want into the WPS.

The Parole Agent shall contact the region case records office during normal business hours to place a W&I3151 hold on a RAL in custody and instruct them to request cancellation of the want. After normal business hours, the agent shall contact the ID/Warrants Unit to request that a hold be placed and the want cancelled.

Upon notification that the RAL has been apprehended and is in custody, the region CCRM shall FAX the ID/Warrants Unit requesting the removal of the want upon reinstatement action of the NAEA.

72070.8 Revisions

The Deputy Director, Institutions Division, or designee shall be responsible for ensuring that the contents of this section are kept current and accurate.

72070.9 References

18 USC 1073.

PC §§ 2620, 3056, 5054.1, and 11155.

W&I §§ 3002, 3053, and 3151.

DOM §§ 72060, 81040, and 81080.

ARTICLE 10 — LEGAL STATUS INFORMATION

Effective September 22, 1989

Updated February 16, 2008

73010.1 Policy

Revised June 16, 1995

Uniform legal status information shall be maintained on persons under the jurisdiction of the Department.

73010.2 Purpose

Revised June 16, 1995

This section sets forth the procedures for the uniform preparation of an inmate's legal status.

73010.3 Legal Status Information

Revised June 16, 1995

Legal status information contained in the C-File includes:

- CDC Form 112, Chronological History.
- Legal Status Summary.
- POR or Circumstances of Offense.
- FBI Report.
- CI&I SSCH Report.

73010.4 Preparation and Audit Requirements

Revised June 16, 1995

Legal status information shall be assembled and prepared on all newly arrived inmates by the reception center case records staff.

Case Records Specialists (CRS)

Legal data used in the preparation of the CDC Form 188, Legal Status Summary, shall be audited by CRSs. They shall:

Review

- Review, compare, and analyze all available legal documents, such as: Abstracts of Judgment, Minute Orders, transcripts of proceedings at time of sentencing, charging documents, appellate court opinions, remittiturs, and other court orders to ensure accuracy, compatibility, and intent of the sentencing court.

Determine

- Determine sentence case relationship and appropriate application of credit for entry into OBIS and preparation of the Legal Status Summary.

Request

- Request missing documents, necessary to complete the legal portion of the case summary, from the county clerk's office. Requests for proceedings at time of sentencing should not be made until the third or fourth week after the inmate's arrival to permit routine transcribing and mailing by the courts. PC 1203.01 statements shall be requested from the court of commitment for cases not referred to the probation department.
 - Occasionally, an inmate may transfer from the reception center prior to receipt of documents and completion of the legal section. The receiving facility specialist shall ensure all pertinent documents/corrections are subsequently received and processed, and that amendments to the legal status summary are made.

Forward

- Forward to the Health Care Manager a weekly list of those inmates who are required to provide blood and saliva samples pursuant to

PC 290.2. Such samples shall be collected as soon as possible after the inmate leaves the reception center.

Review

- Review all computer generated Legal Status Summary Sheets and commitment documents for data entry error.

Correct

- Correct Legal Status Summary Sheets which are discrepant due to the lack of computer program edits, e.g., consecutive sex offenses, by causing a manual (M) calculation entry of the data. Cases discrepant due to an error in sentencing shall remain discrepant in OBIS until an amended document is received.

Refer

- Refer discrepant cases which require communication to the trial court to the LPU for resolution. Referrals shall include an analysis of the case factors and photocopies of complete court documents necessary for the unit to communicate with the court.
 - Copies of any amended/new legal documents subsequently received on discrepant cases shall be forwarded to LPU following correction of, or addition to, the legal status summary.

Determine

- Determine statutorily required reports, referrals, notices, and registration requirements. Make appropriate entries on the CDC Form 112; CDC Form 144, Control Card, and cause entry into OBIS, as program edits allows, for:
 - Arson offenses, as specified in PC 457.1 and 11150.
 - Sex offenses, as specified in PC 290.
 - Controlled substance offenses, as specified in H&SC 11590.
 - Reports to the court, as specified in PC 1170(d).
 - Notices, as specified in PC 3058.6 and 3058.8.

Edit Error PC 457.1

OBIS programming for entry on the Legal Status Summary is available only for PC 290, 1170(d), and 11150 and H&SC 11590 requirements. Due to a program edit error, PC 457.1 shall be indicated on the Legal Status Summary as PC 11150 and, unless registration is ordered by the court and reflected on the commitment document(s), the entry shall be modified manually to read "Notification required per PC 11150."

Continue To Audit

Facility/region specialists shall continue to audit legal status information, and make necessary records/corrections/amendments. They shall:

Time Cards

- Audit inmate time cards for recorded work credit.
 - Minimum met bubbled on the scannable time card is a combination of actual time worked, ETO, and security time for both fulltime and halftime assignments.

Holiday Credit

- Holiday credit shall be granted for all State holidays in the appropriate credit earning status for inmates in credit qualifying groups. Holiday credit shall be automatically posted to OBIS from scanned time cards.

ETO

- An inmate assigned for a minimum of 20 days in any month shall earn 16 hours of ETO in full-time assignments and 8 hours in half-time assignments for each month. An additional 8 hours of credit for full-time and 4 hours of credit for half-time shall be granted for any time actually worked on any State holiday. A maximum of 192 hours for full-time and 96 hours for half-time may be accrued. ETO shall be used in increments of 2 hours. ETO used in excess of ETO earned shall be recorded as an absence.

Review

- Review recording of all other worktime documentation including CDC Form 115, Rule Violation Reports; CDC Form 128-G, classification actions; general and medical chronos; and computer entries of credit gains, losses, restorations, and dead time.

Calculate

- Make appropriate calculations and recordings of BPH decisions.

Respond

- Respond to inquiries from inmates and answer inmate appeals on legal status issues.

Record

- Make proper recordings of all actions/decisions affecting an inmate's legal status on the CDC Form 112.

Disposition

- Determine disposition of Holds/Wants/Detainers and take appropriate action for resolution.

73010.4.1 Audit Schedule

Revised June 16, 1995

Periodic audits of the C-File shall be made by CRSSs. Audits which include all requirements previously listed in this section shall occur whenever the following exist:

- Upon initial intake at any receiving facility.
- Sixty days prior to an inmate's scheduled parole/release date.
- Ten days prior to an inmate's scheduled parole/release date.
- Upon receipt of an additional commitment following initial intake.
- Upon transfer to facilitate federal deportation.
- Every 30 days beginning 9 months prior to release on notorious or special interest cases.

Prior to Transfer

An audit prior to any transfer, except for deportation purposes, shall consist of proper recording and disposition of Holds/Warrants/Detainers/Notices, proper recording of worktime documentation, and the generation of an updated Legal Status Summary as a result of a work credit gain.

Three Months Prior to BPH Hearing

Three months prior to any scheduled BPH hearing, an inmate's C-File shall be audited for accurate computation and recording of the Minimum Eligible Parole Date (MEPD) and any decisions previously made by the BPH.

73010.5 Chronological History Form

Revised June 16, 1995

The CDC Form 112 is the first page of the case summary.

73010.6 Manually Prepared Legal Status Summary

Revised June 16, 1995

A CDC Form 188 shall be prepared manually by the LPU to record the legal status of inmates committed to the Department with an active life term or Indeterminate Sentence Law term pending implementation of a computer generated legal status program for these cases.

73010.6.1 Identifying Data

Revised February 16, 2008

Identifying data on the CDC Form 188 shall include, but not be limited to, the following:

Department Identification Number

- Show the assigned departmental identification number (CDCR Number).

Name

- Commitment Name.
 - The commitment name shall be recorded as reflected on the original Abstract of Judgment/Minute Order by which the inmate was delivered to the custody of the Department.
 - If the Abstract contains two or more names, the first name shown shall be used as the commitment name. If one of the names is documented as the true name, the true name shall be shown as the commitment name.
 - Names on subsequent commitment documents which differ from the original commitment name shall be recorded as Also Committed As (ACA), e.g., Jones, George; ACA: Jones, John.
 - If the individual is received with multiple cases, use the name on the case sentenced the earliest.
 - If the individual is received with cases from multiple counties, use the name on the Abstract prepared by the county which delivered the individual.

Name Change Procedures

Subject to Section 1279.5 of the California Code of Civil Procedure, no person under the jurisdiction of the California Department of Corrections and Rehabilitation shall be allowed to file a petition to change his or her name

except as permitted by the Department. Delegation of the Secretary's authority to permit an inmate or parolee to file a petition for a change of name has been granted to the Associate Directors (AD) of the DAI and to the Deputy Director of the DAPO. The following procedures shall be followed:

- Each inmate or parolee request for a legal name change shall initially be reviewed and approved or denied by either the responsible Warden or RPA.
- If circumstances do not exist to grant approval, the Warden or RPA shall respond to the inmate or parolee in writing stating the reasons for the denial. A copy of the response shall be placed in the inmate's/parolee's central file.
- If the Warden or RPA determines the request should be granted, the request shall be forwarded to the appropriate AD or to the Deputy Director, DAPO, along with a cover memo stating the reasons for granting the request. A copy of the memo shall be placed in the miscellaneous section of the inmate's/parolee's central file.
- If approved, the AD, DAI, or the Deputy Director, DAPO, shall forward a letter to the court accompanying the inmate's or parolee's request explaining why the Department is recommending approval for the legal name change. A copy of this letter shall be placed in the miscellaneous section of the inmate's or parolee's central file.
- If the AD, DAI, or Deputy Director, DAPO, does not approve the request, a letter will be forwarded to the inmate or parolee stating the reasons for the denial, a copy of which will be placed in the miscellaneous section of the central file.
- When a court ordered name change is received as a result of a department approval, the Correctional Case Records Manager shall notify the facility mailroom and visiting room of the change if the person is an inmate, or the agent of record if a parolee. The court order shall be filed along with the other documents regarding the request for name change in the person's central file.
- The mailroom and visiting room staff of the facility shall update their records to reflect the additional name of the inmate.
- The original commitment name of the inmate or parolee shall remain on all departmental records and shall continue to be used on all Department records.
- The new legal name shall be recorded in the OBIS as an "Also Committed As..."
- The inmate shall be notified to inform all persons who may visit or write him/her that they must use the inmate's departmental identification number when using the inmate's new name.
- If an institution or parole office receives a court ordered legal name change that had not been recommended for approval by the Department, but the order was not the result of a successful court challenge against a previous departmental disapproval of the name change, the appropriate Warden or RPA shall forward the order to the Department Secretary or his or her designee for appropriate action pursuant to Section 1279.5 of the Code of Civil Procedure. If an institution or parole office receives a court ordered name change as the result of a successful court challenge against a previous departmental disapproval of the name change, the Warden or RPA shall process the name change in accordance with this section.

Ethnicity

- Ethnic Group: American Indian, Black, Cambodian, Chinese, Columbian, Cuban, Filipino, Guamanian, Guatemalan, Hawaiian, Indian (from India), Jamaican, Japanese, Korean, Laotian, Mexican, Nicaraguan, Puerto Rican, Salvadorian, Samoan, Thai, Vietnamese, and White (includes Hindu, Portuguese, Spanish, and West Indian).

73010.6.2 Term Start

Revised June 16, 1995

The date the controlling term starts is as follows:

- The term start date shall be the same as the date received by the Department on the controlling commitment.
- If an additional commitment is received by mail and the date of sentence is prior to the original received date, the original received date shall be the term start date.
- If a concurrent commitment which becomes the controlling case is received by mail where the inmate is sentenced in absentia, the date the commitment was received shall be the term start date and postsentence credit shall be calculated and applied to the term.

- If an additional commitment which becomes the controlling case is received, where the inmate has gone out to court for sentencing, the term start date is the date the inmate returns to the Department from the prosecuting jurisdiction.
- If an additional commitment is pursuant to a probation revocation, the original received date shall be the term start date.

Federal or Out-of-State Prisoner

If a federal or out-of-state prisoner goes out to court and receives a California Controlling Commitment term, the term start date is the date the prisoner is received in the other jurisdiction after sentencing on the California case.

If a federal out-of-state prisoner is sentenced in absentia to a California Controlling Commitment term, the term start date is the date sentenced.

If a federal or out-of-state prisoner receives a California Controlling Commitment term pursuant to a probation revocation, the original received date in the other jurisdiction shall be the term start date.

73010.6.3 Release Data

Revised June 16, 1995

Maximum Release Date

The Maximum Release Date (MRD) is calculated by adding the controlling term to the term start date, minus preprison custody credits, and plus any dead time (at-large on escape status/while released on appeal bond or bail).

The facility CCRM shall ensure that the MRD is calculated and entered. On manually prepared CDC Form 188s, any subsequent adjustment to the original MRD shall be entered in pencil to permit correction or change.

If one of the controlling offenses is a life term, the maximum release date shall be shown as "to be determined."

If one of the controlling offenses has an ISL sentence, the maximum release date shall be calculated and entered after the BPH has set the term.

Minimum Release Date/MIN DSL/EPRD/MEPD

An inmate's release date or parole eligibility date may be recorded as a Minimum Determinate Sentence Law (DSL) Release Date (MIN DSL), Earliest Possible Release Date (EPRD), or Minimum Eligible Parole Date (MEPD), depending on the controlling term.

DSL Non-IW/TIP

Non-IW/TIP DSL terms have a MIN DSL date which is the maximum release date minus goodtime credit plus any credit losses or dead time.

DSL IW/TIP

IW/TIP DSL terms have an EPRD. The EPRD is the maximum release date minus vested credits, plus credit losses or dead time and less the potential amount of goodtime credit to be earned based upon credit earning status.

Information relating to the IW/TIP is found in DOM 73030.4 and 73030.6.3.

Indeterminate/Life Term

If one of the controlling offenses has an indeterminate or life term, manual entry of the MEPD into OBIS will be made at the time of initial audit and changed as necessary due to any recalculation.

Parole Period

The parole period entry shall reflect the maximum parole period required by law (e.g., one year, three years, five years, life).

Sosa Credit

Any preprison credit in excess of the term assessed for a particular offense must be used to reduce the maximum parole period (*In re Sosa* (1980) 102 Cal. App. 3d 1002). This entry shall read: "_____ years minus _____ days *In re Sosa*." If additional credits are received, which are applicable under *In re Sosa*, the entry shall be changed accordingly.

73010.6.4 Term Data

Base Term

For the base term, show the base term for the controlling offense.

- If the controlling offense has a determinate term, the entry shall be a four digit entry.

EXAMPLE:

5 Year Term = 05-00
5 Year 8 Months Term = 05-08

- Whether the controlling offense has an indeterminate or determinate term of one-year-and-one-day, show the base term as 1-year-and-1-day.
- If the controlling offense has a life term, show the base term as life.

- If the controlling offense has an indeterminate life term of 25-life, 20-life, 15-life, etc., the base term shall be recorded as such.

Enhancements/Consecutive (CS) Terms

Enter the total sentence for any enhancement(s) and/or CS term(s) added to the controlling term, including:

- Prior prison terms or prior felony convictions.
- Enhancements pursuant to PC §§ 12022, 12022.2, 12022.3, 12022.4, 12022.5, 12022.6, 12022.7, 12022.75, 12022.8, 12022.9; H&SC §§ 11370.2, 11370.4, 11379.8, etc..
- CS subordinate terms (PC 1170.1).
- Wholly CS DSL terms.
- CS ISL terms.

The entry for this section shall be a four digit entry.

EXAMPLE:

8 Months = 00-08
4 Years = 04-00

Whether the CS term is for an indeterminate or determinate term of one-year-and-one-day, show the term as 1-year-and-1-day.

If the CS term is for a life term, show the term as life.

If the CS sentence is for an indeterminate term of 25-life, 20-life, or 15-life, show the term as such.

If the CS sentences/enhancements are combined, they shall be recorded as:

Life + 4 years = Life + 04-00
25-Life + 4 years = 29-Life
25-Life + 25-Life = 50-Life
4 years + 1-year-and-1-day = 04-00 + 1-year-and-1-day

Total Term: Show the total term for the controlling case(s). This is the sum of the base term and enhancements/CS sentences.

73010.6.5 Preprison Credit

The preprison credit entry shall reflect the credit granted by the court(s) and reflected on the Abstract(s) of Judgment/Minute Order (s) for the controlling principal term and any CS counts or cases, plus credit administratively granted by the Department. The credits shall be recorded by the specific type of credit, whether accurately reflected on the Abstract/Minute Order and/or administratively granted.

Preprison credit includes:

PC 2900.5

- PC 2900.5. Reflect only actual days in local custody even if the Abstract of Judgement reflects a combination of PC 1203.03 and PC 2931 credit.
- Whether included in whole or in part on the Abstract of Judgement, reflect the following:

PC 1203.03

- PC 1203.03. Actual days in the Department's custody as a "Z" case.

PC 2900.1

- PC 2900.1. Actual amount of time served in the Department for the same offense.

CRC

- CRC credit. Actual days confined under the Civil Addict Program, including time in custody on parole hold (our hold only).

Mental Health

- Mental health credit. Days confined as incompetent to stand trial (PC 1375.5).

PC 4019

- PC 4019. Reflect days of goodtime credit granted by the court for time spent in local custody, as a condition of probation or pursuant to People v. Sage.

PC 2931

- Reflect goodtime credit granted for prior departmental time served on the same offense as PC 2900.1. The CDC Form 112, for the prior term shall be reviewed to determine if there are losses of credit.

Total Credit

- Total preprison credit. Reflect the total days of credit granted excluding credit applied pursuant to In re Sosa.

In re Sosa

- Credits applied pursuant to In re Sosa shall not be reflected in this section but shall be applied to the parole period as specified in DOM 73010.6.2.

73010.6.5.1 Preprison Credit and Multiple Abstracts on CS Cases

Abstracts of Judgment combining CS terms shall reflect the combined amount of preprison credit applicable to the total term. In those instances where the preprison credit is not combined on the last Abstract, record the preprison credit from the other Abstract(s) in order to reflect the total amount of preprison credit to which the inmate is entitled. Any preprison credit which is clearly and totally overlap credit shall not be applied in this manner.

In some cases the principal offense on an earlier Abstract may become the subordinate offense on the Abstract combined pursuant to PC 1170.1 (a). If the preprison credit on the first Abstract exceeds the term imposed as a subordinate term, only the amount of credit equal to the subordinate term shall be applied, as stated above. Any preprison credit in excess of the term assessed shall be used to reduce the maximum parole period.

73010.6.6 Notification/Psychiatric Referral/Registration Required

These entries shall reflect the appropriate code and section when a psychiatric referral, notice or registration is statutorily required prior to release on parole.

PC 3002

- PC 3002 requires a psychological evaluation prior to parole of persons convicted of child abuse or neglect.

H&SC Code 11590

- Narcotic offender registration pursuant to H&SC 11590 is required for the current offense only. A person is required to register with the Chief of Police or sheriff of the county of residence for five years following discharge from prison or release on parole.

PC 290

- Sex offender registration requirement pursuant to PC 290 is with the Chief of Police or sheriff of the county of residence and is applicable whether the sex offense is for the current offense or for a previous registerable offense. This requirement is for life.

PC 457.1

- Arson offenders sentenced pursuant to PC 451 and/or 453, whose crimes were committed on or after 1-1-85, if so ordered by the court and reflected on the commitment document, are required to register with the police in the city or the sheriff in the county of residency pursuant to PC 457.1. This requirement shall terminate five years after discharge.

PC 11150

- PC 11150 requires notification of release of persons convicted of any arson offense to the State Fire Marshal, all police departments, and the sheriff of the county in which the person was convicted and, if known, of the county of residence. The notice shall indicate the name of the person to be released, the county in which they were convicted and, if known, the county of residence.

73010.6.7 BPH Hearings

All BPH hearing dates will be shown by month and year. BPH hearings shall be scheduled as outlined in DOM 74030.

Record the month and year of the scheduled documentation hearing, initial parole consideration hearing, and/or BPH review.

73010.6.8 Offense Data

The offense section of the CDC Form 188 is divided into two parts as follows:

- Controlling principal, wholly CS terms and CS subordinate terms, including enhancements.
- Non-controlling terms.

Record

The information listed below shall be recorded for each case:

- Date received.
 - Date inmate was received by the Department.
 - If an inmate returns from out-to-court with a new term, the received date is the date the inmate returns from out-to-court. If the subject returns from out-to-court without the Abstract of

Judgment and the Abstract is received by mail after the inmate returns from court, the received date shall be the date returned from out-to-court.

- If an additional commitment is received by mail on a case sentenced prior to the date received in the Department or sentenced in absentia after the inmate has been received in the Department, the received date shall be the date of receipt by mail.
- If a federal or out-of-state prisoner goes out-to-court and receives a California Controlling Commitment term, the received date is the date the subject is received in the other jurisdiction after sentencing on the California case.
- If a federal or out-of-state prisoner is sentenced in absentia to a California Controlling Commitment term, the sentencing date is the received date, unless the sentence is the result of revocation of probation. In probation revoked cases, the date the inmate was received in the other jurisdiction is the term start date.

- County: Show committing county.
- Case number: Show committing court case number.
- Count number: Show count number.
- Code and section: Show GC number, i.e., PC, H&SC, W&I, B&PC, VC, etc.
- Offense: Show as listed on commitment document(s). OBIS language may vary somewhat from the document entry.
- Type of weapon: If a weapon enhancement was charged and/or found and whether imposed or stayed, or a weapon was an integral part of the offense, record the weapon type.
- Date of offense: Show date as recorded in the Information/charging document.
- Sentence date: Show date of hearing as recorded on the upper left block of the Abstract of Judgment.

73010.6.9 Recording Controlling Principle and CS Subordinate Terms

Record in this portion of the offense section all cases and/or counts, including enhancements, which make up the controlling term. Prior prison term and prior prison felony conviction enhancements shall also be recorded here.

The count designated as the principal offense shall be recorded first. Record any CS, subordinate, in-prison offense counts and/or cases in numerical sequence. Record enhancements to specific counts immediately beneath the offense.

EXAMPLE:

Date Rec'd	County Case Number	Ct	Code & Off	Type WPN	Date of Offense	Sen- tence Date
09-16-99	Ala 12345	02	P211 Robbery		07-20-99	09-12-99
		03	P211 Robbery	CS		
			P12022.5	CS		
			W/Use F ['] arm (Pistol)			

Record the number of prior prison terms for which the person was sentenced, if applicable, immediately below the county case number.

EXAMPLE:

_____	VPPT	PC 667.5(a)
_____	PPT	PC 667.56(b)
_____	PPT 667.51(a)PC	PC 667.51(a)
_____	SPPT 667.6(b)PC	PC 667.6(b)

Record below the county case number, if applicable, the number of prior felony convictions.

EXAMPLE:

_____	PFC	PC 667a
_____	PFC	H&SC Code 11370.2
_____	SPFC	PC 667.6(a)

If the sentence imposed was pursuant to PC 667.51(c) or 667.7, record this below the county case number.

73010.6.10 Recording Non-Controlling Offenses

Record in this portion of the offense section any additional Controlling Commitment counts or cases that have no effect on the controlling principal term. This heading will not be preprinted but added by staff, when applicable.

EXAMPLE:

Non-Controlling Offense:

09-16-99	Ala 12345	04	P459 Burglary		07-20-99	09-12-99
09-16-99	Ala 12345	01	P459 Burglary		07-21-99	09-12-99

73010.6.11 Recording Additional Commitments

Additional commitments received by mail, or court returns with a new term(s), shall be added to the appropriate section of the original CDC Form 188, except when the new commitment results in a new controlling principal term.

EXAMPLE: (Added as subordinate.)

Controlling Principal and CS Subordinate Offenses:

Date Rec'd	County Case Number	Ct	Code & Off	Type WPN	Date of Offense	Sen- tence Date
09-16-99	Ala 12345	02	P211 Robbery		07-20-99	09-12-99
		03	P211 Robbery	CS	07-20-99	
11-21-99	CC 23456	01	P211 Robbery	CS	07-18-99	11-19-99

EXAMPLE: (After a change of principal term.)

Controlling Principal and CS Subordinate Offenses:

Date Rec'd	County Case Number	Ct	Code & Off	Type WPN	Date of Offense	Sen- tence Date
11-21-99	CC 23456	01	P211 Robbery		07-18-99	11-19-99
			P12022.5	W/use F ['] arm (Pistol)		
09-16-99	Ala 12345	02	P211 Robbery	CS	07-20-99	09-12-99
		03	P211 Robbery	CS	07-20-99	

Additional commitments which result in a change of principal term require the preparation of a new CDC Form 188.

73010.6.12 DSL In-Prison Offense Term CS to DSL Terms

Pursuant to PC 1170.1(c), in-prison offenses which are CS by law or ordered by the court to run CS are wholly CS to the prior term(s).

People v. McCarthy (1982, 32 Cal. 3d 388) held that PC 1170.1(c), read as a whole, called for computation of a single term of imprisonment for all convictions of felonies committed in prison and sentenced CS, whether multiple convictions occur in the same court proceedings or in different proceedings.

In re Haygood (1985, 769F 2d 1350) held that in some cases CS sentences for escape charges are not CS to sentences for offenses committed while at large.

While multiple offenses committed in prison or while subject to reimprisonment for escape may be sentenced to run CS to each other as provided in PC 1170.1(a), that combined term is wholly CS to the prior term, and may exceed the five-year limitation on CS sentencing.

These wholly CS terms are not CS subordinate terms; they become a part of the total controlling term. Therefore, the fully additional term shall be recorded in the controlling principal term section and the total term added into the controlling term computation.

Since the decisions in *McCarthy* and *Haygood* there have been various interpretations and application of the holdings in these cases. The Department has determined to accept the court's decision, whether it sentences wholly CS pursuant to PC 1170.1(c).

73010.6.13 DSL Probation Revoked Cases in Conjunction With Other Terms

For determinate sentence probation revoked terms received by mail or upon return from court, the term start date is the date of receipt on the original commitment.

Goodtime credit on probation revoked cases shall be computed from the date of receipt on the original commitment.

73010.6.14 ISL or ISL/DSL Recalculated CS Cases

The full term for an ISL or ISL/DSL recalculated case sentenced CS to a DSL case shall be recorded and included and/or added as an enhancement to the base term to determine the total term.

The release dates shall be calculated and recorded for the aggregate term.

In these cases, the inmate continues to have eligibility for parole and term setting consideration by the BPH on the ISL Term(s) only.

- If an ISL parole date or discharge date is granted on the ISL term(s) only, the case must be recomputed using the ISL parole or discharge date as the term start date for the DSL term.
- The inmate shall then be scheduled for release on the earliest of the release dates: ISL release date plus the DSL term or the minimum release date on the totally calculated term.

73010.6.15 Recording Life Terms

Life term cases shall be recorded manually on a Legal Status Summary by the LPU. The following procedures will be followed in the preparation of these cases.

73010.6.15.1 Life Terms With Possibility of Parole

Life terms with the possibility of parole are governed by PC 3046, requiring a 7-year minimum service of term, without benefit of goodtime, before eligibility for parole consideration.

The term shall be entered below the offense and shall be recorded as Life.

EXAMPLE:

Date Rec'd	County Case Number	Ct	Code & Off	Type WPN	Date of Offense	Sen- tence Date
09-10-99	LA A123456	01 03	P209 Kipnap For Robb Life	CS CS	06-30-98	09-02-99

73010.6.15.2 Life Terms/15 and 25 Year Minimums

For crimes of Murder 1st or Murder 2nd committed on or after 11-8-78, terms changed to 25 and 15 years to Life, respectively.

EXAMPLE:

Date Rec'd	County Case Number	Ct	Code & Off	Type WPN	Date of Offense	Sen- tence Date
09-16-88	SF 23456	01 03	P187 Murder 1 st 25-Life P12022.5		01-03-87	09-06-88

73010.6.15.3 Merged Life Terms

For crimes committed prior to January 1, 1969, PC 669 provided that all terms sentenced prior or subsequent to life terms merge with a sentence of "Life". Following the last count, an explanation of how the terms are affected by PC 669 shall be shown.

Exceptions: Commitments under PC 4500 between 1965 and 1973 and under PC 4530(a).

EXAMPLE:

Date Rec'd	County Case Number	Ct	Code & Off	Type WPN	Date of Offense	Sen- tence Date
09-16-84	LA A123456	01	P187 Murder 1 st Life		06-30-77	09-02-84
		02	P459 Burg. 2 nd	CS	06-30-77	
		03	P470 Forg.	CS	06-30-77	

Pursuant to PC 669, cts 2 and 3 merge with ct 1.

Judgments received with orders in conflict with this section shall be recorded in the sentencing data section as specified by the court.

73010.6.15.4 Life Terms With CS Enhancements and/or Terms

PC 669, amended by 1978 statutes, provides that life sentences may be imposed to run CS to one another or to any other term of imprisonment.

For crimes committed on or after 1-1-79 whenever life terms and determinate terms or enhancements are ordered to run CS to each other and have the same received date, the determinate term(s) and/or enhancement(s) shall be served first, and no part thereof shall be credited towards the person's eligibility for parole on the life term as calculated pursuant to PC 3046. This applies to terms and/or enhancements imposed pursuant to PC 667, 667.5, 1170, 1170.1, 12022, 12022.2, 12022.4, 12022.5, 12022.6, 12022.7, 12022.75, and 12022.9.

A life term with CS enhancement(s) shall be recorded as follows:

EXAMPLE:

Date Rec'd	County Case Number	Ct	Code & Off	Type WPN	Date of Offense	Sen- tence Date
Controlling Principle And Consecutive (Including Enhancement) Offense						
07-24-99	SAC 3478	01	P187 Murder 2 nd 15-Life P12022.5 W/Use F'arm (Rifle)	CS	03-12-99	07-21-99

A life term with CS DSL terms shall be recorded as follows:

EXAMPLE:

Date Rec'd	County Case Number	Ct	Code & Off	Type WPN	Date of Offense	Sen- tence Date
Controlling Principle And Consecutive (Including Enhancement) Offense(s)						
12-10-99	LA A137890	01	P187 Murder 2 nd 15-Life		03-14-99	12-04-99
		02	P211 Robbery P12022.5 W/Use F'arm (Pistol)	CS		
		03	P211 Robbery P12022.5 W/Use F'arm (Pistol)	CS		

This method of recording shall be used when CS commitments are received with the controlling life term, and/or when an additional commitment(s) is received by mail where the sentence date on the new term is not later than that of the original term.

73010.6.15.5 Life Term With CS DSL in-Prison Offense Term

A life term with a CS DSL in-prison offense term shall be recorded as follows:

Base Term	Enhancements	Total Term
25-to-life	04-00*	= 29-to-Life

EXAMPLE:

Date Rec'd	County Case Number	Ct	Code & Off	Type WPN	Date of Offense	Sen- tence Date
Controlling Principle And Consecutive (Including Enhancement) Offense(s)						
01-02-99	LA A12345	01	P187 Murder 1 st 25-Life P12022.5 W/Use F'arm (Gun) P211 Robbery		09-10-99	12-31-99
5-02-99	MAR 1234*	01	P211 Robbery P4502.5 Wpn. By Prisoner (knife)	CS	03-02-99	04-30-99

*Terms on Mar 1234 to commence upon completion of term on LA A12345 pursuant to In re Thompson.

When additional commitments are received a new CDC Form 188, shall be prepared to reflect the aggregate term as shown above. The received date shall reflect the date of receipt of the new commitment with a term starts as of the date of original receipt.

73010.6.16 DSL Indeterminate Terms

Several sentences remain indeterminate since passage of the DSL in 1977. The most common is the one-year-and-one-day sentence.

DSL indeterminate cases will be placed on calendar for an initial parole consideration hearing by the BPH within 120 days of reception into the Department if the MEPD is within 120 days from the reception date. If the MEPD is more than 120 days from reception, the initial hearing shall be scheduled one month prior to the MEPD (BPT 2273).

These cases require special processing following determination by the BPH. The procedures for producing a manually prepared Legal Status Summary as outlined in DOM 73010.6 will be followed.

These procedures shall be followed in preparing, computing, and recording BPH actions for DSL indeterminate terms.

DSL Indeterminate Term Only

Regular ISL procedures shall be followed using the BPT Form 1010 for recording the determination and making the period of confinement computation.

DSL Indeterminate Controlling Commitment with DSL Term

If the minimum release date for the DSL term is later than the statutory maximum for the DSL indeterminate term, no BPH parole hearing is required. If the DSL minimum is earlier than the maximum term for the indeterminate offense, the inmate shall be scheduled for an ISL parole hearing. The later release date shall be the controlling release date.

DSL Indeterminate Controlling Commitment with ISL Term

Regular ISL procedures shall be followed using the BPT Form 1010 for recording the determination and making the period of confinement computation. In addition, a PC 1170.2(a) recalculation shall be made for the ISL terms.

DSL Indeterminate CS with DSL Term

Schedule the DSL indeterminate case for the first available ISL parole consideration hearing for determination of the indeterminate case only. A BPT Form 1010 shall be used for this determination. The reception date for the ISL computation shall be the date originally received on the offenses involved.

The release date for the DSL indeterminate offense shall be the term start date on the DSL term. A DSL computation shall then be completed for the remaining DSL term.

DSL Indeterminate CS with ISL Term

Schedule an ISL parole consideration hearing on the first available ISL hearing calendar. The ISL portion of the BPH determination shall be processed in accordance with existing ISL hearing procedures.

Combined DSL Recalculation and ISL Hearing for the DSL Indeterminate Case

During the ISL parole consideration hearing, the BPH hearing panel shall enter in the comments section of the BPT Form 1010, a determination of the amount of time assessed for the DSL indeterminate offense for the purpose of determining the CS factor of the recalculation.

A separate BPT Form 1010 shall be used by the specialist to compute the release date for the DSL indeterminate case. This BPT Form 1010 shall be attached to the original form with a notation, "see ISL BPT Form 1010 dated _____."

This release date shall be used as the term start date in the computation on the CDC Form 678, Confinement Computation, for the recalculation of the remaining counts or cases.

A PC 1170.2(b) (extended term) screening shall be made at the time of initial processing to ensure completion prior to 90 days after receipt.

Upon completion of the recalculation of the counts or cases, the CDC Form 678 shall be presented to a BPH panel for signature.

73010.6.17 Determinate One-Year-and-One-Day Terms

PC 4532(a), Escape From County Jail Without Force, where the crime was committed on or after 1-1-85, has a determinate sentence of one year and one day.

The procedure for producing a manual face sheet as outlined in DOM 73010.6 shall be followed except for DOM 73010.6.3, Release Data. Release dates shall not be calculated by the LPU on these cases. The specialist at the institution housing the inmate shall compute the release date upon receipt of the manual face sheet.

No referral to the BPH is required and those cases are calculated in the same manner as for other DSL terms.

73010.6.18 Information Recorded on Bottom of CDC Form 188

On cases with life terms, enter the following information above the name, number, etc., at the bottom of the first page:

- Defense Counsel.
- Investigating agency.

Record on each page of the Cumulative Case Summary the last name, number, unit of the Department, date, the initials of the CRS who calculated the case and the initials of the typist.

EXAMPLE:

JONES A50000 RC-C 1-12-88 RO/cs

73010.7 Computerized Legal Status Summary

A computerized legal status summary is generated only on cases which have determinate sentences, including cases recalculated pursuant to PC 1170.2(a).

73010.7.1 Identifying Data

Identifying data on a computerized legal status summary is the same as specified for manually prepared Legal Status Summary sheets in DOM 73010.6.1 with the addition of the Date of Birth on the computerized version.

73010.7.2 Release Dates

The OBIS Computer will calculate, with exceptions, the following release dates and reflect them on the face sheet.

DSL Non-IW/TIP and Non-Vested DSL IW/TIP Cases:

- Maximum Release Date.
- Minimum Release Date.
- Maximum Adjusted Release Date.
- Minimum Adjusted Release Date.

DSL IW/TIP Cases:

- Maximum Release Date.
- Maximum Adjusted Release Date.
- Current Release Date.
- Earliest Possible Release Date.

Manual Calculations

Maximum release dates, maximum adjusted release dates and EPRDs must be manually calculated and verified for manual entry into OBIS or manual correction on the Legal Status Summary in the following circumstances:

- When the offense data on a case(s) requires manual entry into OBIS because of program edit errors.
- When computation of a concurrent additional commitment results in a controlling maximum date on other than the controlling case.
 - The non-controlling maximum date shall be lined through and the controlling maximum date shall be written in.
- When vested credit is a manual entry.

The EPRD on a Legal Status Summary generated by a work credit gain shall not be correct in the following circumstances:

- When credit losses exceed credit earned at the time of the gain.
- When the gain is through the last day prior to a change in work credit earning status.
- When the correction of time collection data results in a negative balance of a fraction of .5.

Following manual calculation, the incorrect EPRD shall be lined through and the correct date as manually calculated shall be entered on the Legal Status Summary.

73010.7.3 Term Data

The face sheet shall reflect as the base term, the term for the controlling offense. The entry for this section shall reflect the term in years and months.

EXAMPLE:

5 years = 05-00
1 year 4 months = 01-04

The face sheet shall reflect the total term for all enhancements included in the controlling total term.

73010.7.4 Parole Period

Based on the commitment data the OBIS computer will determine the appropriate parole period. Credits pursuant to In re Sosa will be reflected in the section next to the parole period section.

73010.7.5 Preprison and Postsentence Credit

Refer to DOM 73010.6.5.

73010.7.6 Notification/Psychiatric Referral/Registration Required

Refer to DOM 73010.6.6.

73010.7.7 Offense Data

The offense data section is divided into three parts.

- Controlling case. Offenses and enhancements in the case with the principal term which are included in the controlling term.
- CS factors. Offenses and enhancements from other cases which are included in the controlling term.
- Non-Controlling offenses. Offenses and enhancements which are not included in the controlling term.

Record

The following information will be recorded for each count:

- Received date.
- County of commitment.
- Case number.
- Sentence date.
- Count.
- Offense code.
- Offense description.
- Offense date.

EXAMPLE:

Date Rec'd	County Case Number	Ct	Code & Off	Type WPN	Date of Offense	Sentence Date
Controlling Principle And Consecutive (Including Enhancement) Offense						
— CONTROLLING CASE —						
11-03-99	LA A123456 PPT-V	01	P667.5(A) 15-Life .P211 Robbery P12022(A) ARM/A	CS	10-27-99	07-21-99
— CONSECUTIVE FACTORS —						
08-08-99	RIV 12345	01 02	P211 Robbery P211 Robbery	CS	03-23-99 04-16-99	07-19-99
— NON-CONTROLLING CASES —						
08-08-99	SBD 54321	01 02	P211 Robbery P211 Robbery		03-22-99 04-10-99	07-02-99

73010.7.8 Goodtime/Worktime Credit And DSL EPRD

Non-IW/TIP or non-vested IW/TIP cases will reflect the following information at the bottom of the Legal Status Summary:

Tran Type	Date	End Date	Log Number	Rule Number	Assessed	Lost	Rest	Dead
*****BEG BAL*****								
Beg	_____							
Current PC Balance:	_____		Current BC Balance	_____				

IW/TIP Data

IW/TIP cases will reflect the following information at the bottom of the Legal Status Summary:

IW/TIP Waiver Date	Beginning Balance	Credit Applied	Total Lost	Total Restored	Net Total
_____	_____	_____	_____	_____	_____

Credits Auto (or Manually) vested (or revested) per PC 2934

Tran Type	Date	End Date	Log Number	Rule Number	Viol. Cat.	Days
ETO Balance	=	_____		as of	_____	
EPRD is	_____	Based on Credit Applied Through	_____	and Work Group	_____	

73010.8 Circumstances of Offense

A POR is prepared by the probation officer in the county where the offense was committed and is considered the main body of the Case Summary. The circumstances of the offense are included in the POR.

The statements of views submitted pursuant to PC 1203.01 by the sentencing judge, DA, defense attorney, and law enforcement agencies shall be included in the Case Summary if a POR is not available. A copy of the arrest report shall be requested and included in the Case Summary if the POR or statement of views does not contain circumstances of the offense.

73010.9 CI&I Report

This section is an actual reproduction of the CI&I SSCH.

PC 11120-11126, relating to the SSCH Information maintained under a person's name by DOJ, provide that any person desiring a copy of this record may make application to State DOJ for such record, and upon such request, State DOJ shall furnish that person with a copy.

Statutes prohibit the Department from providing an inmate with a copy of their SSCH. However, an inmate may retain a copy of the record which they obtained from State DOJ.

73010.9.1 Destruction of CI&I Arrest Records Pursuant to H&S Code 11361.5

H&S 11361.5(c) states: "Destruction of records of arrest and/or conviction pursuant to subdivision (a) or (b) of this section shall be accomplished by permanent obliteration of all entries or notations upon such records pertaining to the arrest or conviction, and the records shall be prepared again so that it appears that the arrest or conviction never occurred".

Application for destruction of records as indicated above, must be submitted to and processed by State DOJ. Upon being advised by DOJ that an application has been approved, these procedures shall be followed in removing the information from all departmental records:

- Upon receipt of the information from CI&I that an item(s) has been removed pursuant to H&S 11361.5, institution/region case records staff shall obliterate all references to the removed material from the Legal Section of the C-file. The new SSCH shall be inserted into all copies of the Case Summary.
- Facility case records staff shall then forward the C-File to the assigned counselor. The counselor shall review the entire C-File and other Department records and remove all references to any arrest or conviction which has been removed from the SSCH pursuant to H&S 11361.5. Revisions to material in the Case Summary shall require complete redistribution of the corrected material.
- Region case records staff shall forward the C-File to the regional "Olson" coordinator who shall review the entire C-File and other departmental records and remove all references to any arrest or conviction which has been removed from the SSCH pursuant to H&S 11361.5. Revisions to material in the Case Summary shall require complete redistribution of the corrected material. A corrected copy of the Case Summary shall be forwarded to the Parole Agent for placement in the field file.

73010.10 FBI Report

Revised June 16, 1995

The FBI provides the Department with a reproduction of criminal history similar to the State criminal history with the addition of arrests and/or convictions which were reported in all and any other state and/or for federal offenses.

73010.11 Revision of Legal Status Sheet

Revised June 16, 1995

Many cases are complicated by multiple commitments and/or amended judgments received while the individual is in the reception center, facility, or on parole. The receipt of a new commitment requires modification of the Legal Section as follows:

- A new Legal Status Summary shall be prepared showing each additional commitment and/or modification.
- A new CI&I report replaces the previous CI&I report.
- A new FBI report replaces the previous FBI report.

An entry shall be recorded on the CDC Form 112, reciting the date of the change, the authority for the change, the county, and the case number (e.g., 3 Pcs stricken; degree of Burg modified from 1st to 2nd).

73010.11.1 Appellate Court Decisions*Revised June 16, 1995*

In instances where the sentence is modified by the appellate court, the Legal Status Summary shall be changed in accordance with the decision of the appellate court upon receipt of a certified copy of a Remittitur from the appellate court.

Where the appellate court directs the case to the Superior Court for re-sentencing, and by opinion leaves open-ended the structure for re-sentencing, the Legal Status Summary shall be changed upon receipt of an amended Abstract of Judgment and/or Minute Order from the Superior Court. Information related to judgments on appeal is found in PC 1258, et. al.

73010.12 Revisions*Revised June 16, 1995*

The Director, Division of Adult Institutions, or designee shall be responsible for ensuring that the contents of this Article are kept current and accurate.

73010.13 References

BPH Rule 2273.

In re Sosa (102 Cal App 3d, 1980).

People v. McCarthy (32 Cal 3d 388, 1982).

In re Haygood (769 Cal 2d 1350, 1985).

H&SC §§ 11361.5, 11370.2, 11370.4, 11379.8, and 11590.

PC §§ 290, 290.2, 451, 453, 457.1, 669, 1170, 1170.1, 1170.2, 1203.01, 1203.03, 1258, 1375.5, 2900.1, 2900.5, 2931, 3002, 3046, 3058.6, 3058.8, 4019, 4532(a), 11120 - 11126, 11150, 12022, and 12022.2 - 12022.9.

Code of Civil Procedure Section 1279.5

ARTICLE 11 — UNASSIGNED**ARTICLE 12 — TIME COMPUTATIONS***Effective September 13, 1989***73030.1 Policy**

Time computations shall be completed in a uniform manner to ensure that release dates are true and correct.

73030.2 Purpose

This section sets forth uniform procedures for the computation of terms.

73030.3 Computation of Time

The phrase "Time Computation" describes the Department's uniform method for determining and computing an inmate's term, minimum and maximum release dates.

An inmate's time is calculated and computed in years, months, and days.

73030.4 Sentencing and Credit Laws–Non-life Terms

The method of time computation and appropriate application of credit to a term of a sentenced felon is governed by whichever law or set of laws apply on the date a crime is committed.

The primary sentencing laws applicable to non-life terms are the:

- Indeterminate Sentence Law (ISL) [PC1168(b) and 1170.2].
 - Crime committed prior to 7–1–77.
- Determinate Sentence Law (DSL) [PC 667.6(c), 1168(a), 1170, and 1170.1].
 - Crime committed on or after 7–1–77.

The primary laws affecting credit on a term of imprisonment are:

- PC 2931 and 2934 (DSL).
 - Crime committed on or after 7–1–77 and prior to 1–1–83.
- PC 2933 DSL-IW/TIP.
 - Crime committed on or after 1–1–83.

73030.5 Credit For Time Served/Pre-prison Credit

Credit for the total of any time served prior to reception into departmental custody, and good time credit on those days is called "pre-prison credit."

Pre-prison credits apply to the time period as if the time credited had been served in State prison.

All credits ordered by the sentencing court shall be applied when calculating the term(s).

73030.5.1 Pre-sentence Credit and Good time

Pre-sentence credit, credit for prior time served in county jail or other county facilities pursuant to PC 2900.5, and good time on those days pursuant to PC 4019 is ordered by the court and will be reflected on the legal document.

73030.5.2 Credit For Time Served–Other Commitments

Credit for time served shall be granted and administratively applied if the credits are not reflected on legal documents for:

- Prior time spent under indeterminate commitment as a mentally disordered offender (PC 1600.5).
- Commitment received on or after September 15, 1965, where there was prior confinement for diagnostic observation and recommendation (PC 1203.03).
- Prior time served under commitment pursuant to the W&I 3200.
- CYA time in custody for the same offense (W&I 1782).

73030.5.3 Credit For Time Served–Invalid or Modified Judgment

Credit for time served under a judgment subsequently declared invalid or modified shall be granted and administratively applied if a person is recommitted for the same criminal act or acts and the credits are not reflected on the Abstract(s) of Judgment (PC 2900.1).

73030.5.4 Post-sentence Credit and Good time*Revised March 16, 1995*

Credit for the number of days between sentencing and actual delivery to departmental custody and good time on post-sentence credit shall be administratively granted and applied pursuant to PC 2900.5(e).

- Postsentence credit shall not apply to a term ordered to run consecutively to another term presently being served.
- Postsentence credit shall not apply to the case of an inmate who returns from court with an additional commitment which occurs after/as a result of revocation of probation.
- Postsentence credits shall not apply to a term if due to a plea bargain the court stipulates that PC 2900.5 credits are not to be granted.

73030.5.5 Additional or Modified Pre-prison Credits

Upon receipt of an amended Abstract of Judgment or Minute Order modifying credits, the CCRM shall re-compute the release date, minimum eligible parole date (MEPD), minimum term or maximum term, and make appropriate changes in all records.

- On ISL cases, if the inmate has not appeared for an initial parole consideration hearing, place on appropriate calendar in accordance with BPT Rule 2304. If the inmate has had an Initial Parole Consideration Hearing, schedule for Subsequent or Progress Hearing on the next available calendar.

73030.5.6 Application of Pre-prison Credit and Person Overdue For Release

Upon receipt of a judgment or an amended judgment or court order, if after application of pre-prison credit the inmate is overdue for release, the inmate shall be released within five working days.

Five working days are allowed to provide records staff sufficient time to correct and audit the records and to prepare necessary release documents.

Work time credits shall be entered only to the date calculated as the earliest possible release date (EPRD). Credit from the calculated release date to the date of actual release will be entered into OBIS as "Sosa Credit."

The entry on the CDC Form 112 shall read, "Parole period _____ years minus _____ days *In re Sosa*."

73030.5.7 Resolution of Pre-prison Credits Issues

People v Montalvo (2 Crim 38558 1982) stated that the matter of granting pre-sentence credit at time of sentencing is done in open court and any challenges to the amount of credit granted should be made by counsel at that time.

Only the following credit issues shall be referred to the sentencing court for resolution:

- Any case that has credit granted which is prohibited by *In re Rojas*. This includes in-prison offenses, crimes committed while on escape, and consecutive cases sentenced after initial receipt in CDC which includes credit for time served after initial receipt.
- Resentenced cases wherein the court has granted erroneous time spent in CDC.
- Probation revocation cases that include more than 60 days custody credit that is also being given by the Department.

- Cases that reflect differing amounts of credits on the legal documents.
- Cases wherein the court has granted "day-for-day" PC 4019 credit.

73030.5.8 Application of Pre-prison Credit To DSL Term

The procedures set forth in this section shall apply to determinate sentence law terms and cases recalculated pursuant to PC 1170.2(a)(b).

73030.5.8.1 Single DSL Term

All pre-prison credit shall be deducted from the DSL term, including enhancements for use of weapons, possession of a weapon, or great bodily injury and enhancements for prior prison terms and any other enhancements.

73030.5.8.2 Concurrent DSL Term

Pre-prison credit is applicable only to the term to which it is attributable; i.e., court case number to that particular crime.

Concurrent terms are computed separately, applying the applicable pre-prison credit to each term.

73030.5.8.3 Consecutive DSL Terms

All pre-prison credit attributable to the DSL principle term shall be deducted from that term only.

Pre-prison credit attributable to each consecutive case or count shall be applied only to the subordinate term to which it is attributable.

Any pre-prison credit attributable both to the principal term crime and to any subordinate term crime shall be deducted from the total term.

73030.5.9 Pre-prison Credit in Excess of DSL Term

Any pre-prison credit in excess of the term assessed for a principal and/or subordinate term shall be used to reduce the maximum parole period (In re Sosa).

73030.5.10 Pre-prison Credit Application -- ISL Terms

Pre-prison credits do not change the statutory requirement for the minimum eligible parole date (MEPD), minimum term or maximum term, but apply to the time periods as if the time credited had been served in State prison.

Applicable pre-prison credit shall be applied to any parole date or term of imprisonment no later than one week after it has been established or fixed by the BPT. The total number of days to be credited shall be contained in the Abstract of Judgment or Minute Order as the commitment document.

No pre-prison credits shall be used to offset time assessed for prior prison terms.

Single offense. All pre-prison credit attributable to the base offense shall be deducted from the base period of confinement determined by the BPT.

Multiple offenses. Pre-prison credit shall be deducted from the base period of confinement and the multiple crime adjustment established by the BPT.

Pre-prison credit shall not be deducted from any other adjustment.

No overlapping pre-prison credit shall be applied.

- Preprison credit attributable only to the base offense shall be deducted from the base period confinement.
- Preprison credit attributable only to multiple crimes shall be deducted from the multiple crime adjustment.
- Preprison credit attributable both to the base offense and to multiple crimes shall be deducted from the base period of confinement.
- Any preprison credit in excess of the base period of confinement shall be deducted from the multiple crime adjustment for each multiple crime to which the preprison credit is attributable.
- Preprison credit attributable to multiple crimes shall be deducted from the adjustment beginning with the adjustment for the earliest crime and deducting any remaining preprison credit from the adjustments following the chronological order of the crimes.

Pre-prison credit in excess of the base period of confinement or the multiple crime adjustment shall be deducted from the maximum period of parole (In re Sosa).

Time spent under outpatient status on an "N" commitment is not applicable to parole dates or secondary discharge date.

Time spent as a civil addict outpatient shall apply to ISL maximum terms.

CYA time in custody for the same offense is applicable to the parole date or secondary discharge date.

73030.5.10.1 Application of Pre-prison Credit To Specific BPT Actions

A BPT action granting parole effective on a specific date is not affected by pre-prison credits.

A BPT action, fixing/re-fixing a term to discharge as of a specific date is not affected by pre-prison credits.

A discharge date fixed/re-fixed by a BPT action cannot fall beyond the expiration of the statutory maximum of the term less pre-prison credits, or occur prior to the statutory minimum term less pre-prison credits.

73030.6 Good time Credit Earning Capability

Good time credit earning capability after reception into departmental custody is the calculated number of days that can be deducted from a sentence for good behavior and for participation in a work/training program.

73030.6.1 Good time Credit DSL Term (PC 2931)

The determinate sentence law provides for a one-third reduction of sentence for inmates who function satisfactorily while incarcerated subject to the provisions of PC 2931.

This one-third reduction is divided into behavior credits (BC) and participation credits (PC), collectively called good time/work time credits.

Any case factors that cause the term of the inmate to be modified shall necessitate the recalculation of good time/work time credit.

73030.6.2 DSL Good Time Credit and ISL Recalculations

The provisions of PC 2931 apply to any term that was sentenced pursuant to PC 1170 for offenses committed between 7-1-77 and 12-31-82 or for all offenses if committed prior to 7-1-77 and recalculated pursuant to PC 1170.2.

73030.6.3 DSL Work time Credits (PC 2933)

Revised December 24, 1992

Inmates serving a sentence(s) for an offense committed on or after January 1, 1983, or on offenses committed prior to January 1, 1983 in which the inmate has exercised a waiver pursuant to PC 2934 shall serve the entire or remaining portion of the sentence imposed by the court, except for a reduction in time served for performance of work, training, and/or education programs.

Earned work time for inmates in fulltime credit-qualifying programs is a reduction in sentence of one day for each day worked/participated in an education or training program. A minimum of six hours must be recorded each assigned workday to earn fulltime credit.

- Worktime credit earned pursuant to PC 2933 shall not apply to life terms with the following exceptions:
 - Sentences for attempted assassinations as specified in PC 217.1(b).
 - Habitual offenders sentenced pursuant to PC 667.7(a)(1) and PC 667.75.
- Worktime credit earned pursuant to PC 2933 shall not apply to terms where the court has found that the provisions of PC 2933.5 apply.

The policy and procedures relating to the IW/TIP are contained in the CCR 3043, 3044, and 3045.

73030.6.4 Waiver of Good time Credits (PC 2934)

Those inmates whose commitment offenses occurred after 7-1-77 and prior to 1-1-83 and those whose terms were recalculated pursuant to PC 1170.2, and are in full-time credit-qualifying work/training assignments, have the option to waive rights to good time credits under PC 2931 and to earn work time credits pursuant to PC 2933. (Inmates in less than full-time assignments will not benefit from waiving such rights.) See DOM 73030.8.11.

73030.6.5 Good Time/Work Time Credit Terminology

The recording and computing of good time/work time credits that are earned, forfeited, and restored are essential elements in the keeping of accurate inmate term information.

Credits earned are the recorded number of days that have been reported indicating the inmate's daily participation in assigned work, training, and/or education programs.

Credit forfeited is the number of good time/work time days that are assessed for a disciplinary infraction(s).

Any person serving a SHU term as a result of any serious disciplinary infraction shall, in addition to any forfeiture of time credits, be ineligible to receive work time credits for the length of the credit loss or the SHU term, whichever is shorter.

Credit liens are those credits assessed by the disciplinary hearing officer/committee and confirmed by proper classification committee action that are in excess of credits already earned and will be recorded as a lien against credits to be earned.

Credits restored are those forfeited good time/work time credits that are:

- Restored through the review or appeal process.

- Reinstated by a classification committee to the inmate following a clean disciplinary period pursuant to PC 2933 and DOM 52080.

73030.6.6 Automated Time Collection and Time Adjustment System

Revised March 16, 1995

The IW/TIP Time Collection and Time Adjustment Systems for DSL inmates are automated and are part of OBIS.

Time collection for credit-earning lifer cases may be maintained in the computer; however, time adjustments for determining the MEPD shall be calculated manually.

The time collection and time adjustment systems permit direct input of IW/TIP work time, credit losses and restorations, and the scanning of the CDC Form 191, Inmate Timecard, using the DDPS.

The systems will not interface with the DSL commitment and Good time Credit (GTC) systems until commitment data have been modified and GTC has been vested.

Classification chrono information relating to IW/TIP and inmate timecard data shall be entered or scanned into the system upon receipt in the case records office.

All timecards shall be filed on top of the general chronos. This shall eliminate the possibility of losing timecards prior to purge. See DOM 73030.10.2 and 73030.16.9 for purge requirements.

73030.7 Commitment Data and Sentencing Rules

Commitment data and the rules for sentencing as prescribed by statute are outlined in this section.

73030.7.1 Commitment Data and OBIS Entry

All commitment data will be entered into OBIS as instructed in DOM 41020.

73030.7.2 Commitment Documents

When a judgment has been pronounced, the sentencing court directs forwarding of certified copies of the commitment documents (PC 1216):

- Abstract of Judgment and/or Minute Order pursuant to PC 1213 and 1213.5.
- Charging document/Information pursuant to PC 1203.01.
- Transcript of proceeding at time of plea, if the defendant pleaded guilty pursuant to PC 1203.01.
- Transcript of proceedings at time of sentencing pursuant to PC 1203.01.

73030.7.3 Principal Term

The principal term consists of the greatest term of imprisonment imposed by the court for any of the crimes, including any enhancements imposed pursuant to PC 667.8, 667.85, 12022, 12022.2, 12022.3, 12022.4, 12022.5, 12022.6, 12022.7, 12022.75, 12022.8, or 12022.9; and, H&SC 11370.4 or 11379.8. (Refer to PC 1170.1(a) for any additional enhancements.)

73030.7.4 Wholly Consecutive Terms

A full consecutive (CS) sentence is an enhancement (Cal Rules of Court, Rule 405(c)). Wholly consecutive terms include in-prison offenses pursuant to PC 1170.1(c), certain sex offenses as specified in PC 667.6(c), multiple felony convictions as specified in PC 1170.15, and any other offense fully CS by statute.

73030.7.5 Consecutive Subordinate Terms

The subordinate term for each consecutive offense shall consist of one-third of the middle term of imprisonment prescribed for which a CS term of imprisonment is imposed, except those subordinate terms for specific offenses as specified in PC.

Subordinate terms for "Violent Felonies" defined in subsection(c) of PC 667.5 shall include one-third of any enhancement imposed pursuant to those sections set forth in PC 1170.1(a).

Subordinate terms for any offense not listed in subsection (c) of PC 667.5 shall exclude any enhancements. (PC 1170.1(a)).

The total term for subordinate non-violent felonies shall not exceed five years, except when a CS sentence is being imposed pursuant to PC 1170.1(b) and (c). PC 1170.95 and other code sections providing exception.

The term of imprisonment shall not exceed twice the number of years imposed as the base term pursuant to PC 1170(b) unless the person has been convicted of a felony listed in PC 667.5(c) or enhancements are imposed pursuant to PC 1170.1 (b), (c), and (g) or H&SC 11370.4.

73030.7.6 Concurrent Terms

Concurrent (CC) terms are terms for multiple cases or counts that are served simultaneously or terms which can be served at the same time.

When an additional commitment is received by mail or after an inmate is returned from court with additional commitment where the trial and conviction occurred prior to imprisonment, or the commitment is a concurrent probation revoked case, the additional commitment shall be considered as wholly concurrent.

Term starts as of the date the inmate initially was received on the original term.

73030.7.7 Partially Concurrent Terms

When an inmate is removed from prison for trial on an additional charge which was committed before his original receipt by the Department, and he/she is returned to prison with an additional commitment in which it is specified that the additional commitment is CC with the preceding commitment(s), the additional commitment shall be considered a partially CC term.

Time on the new term starts as of the date of return with the new CC term.

73030.7.8 Computation of CC Terms

CC terms require a separate computation for each term or count.

The term which retains the person in custody the longest shall be the controlling term.

73030.7.9 DSL Enhancements

In addition to the penalty imposed for crimes on a sentence, terms may be enhanced for:

- Possession and/or use of weapons as specified in PC 12022, 12022.2, 12022.3, 12022.4, and 12022.5.
- A felony committed while released on bail pursuant to PC 12022.1.
- Felony taking, damaging, or destroying of property as specified in PC 12022.6.
- Infliction of great bodily injury (GBI) pursuant to PC 12022.7, 12022.8, and 12022.9.
- Felony offenses involving controlled substances as specified in H&SC §§ 11356.5, 11370.2, 11370.4, 11379.8, and PC § 12022.75.

73030.7.10 Enhancements—Prior Prison Terms

Pursuant to PC 667.5 (g), a prior prison term (PPT) is a prior felony conviction which resulted in a continuous completed period of prison incarceration imposed for a particular offense alone, or in combination with CC or CS sentences received before release on parole or discharge, whichever occurs first.

- If the person was returned to prison on revocation of parole, which is not accompanied by a new commitment to prison, the period shall count as a single PPT.
- If any inprison offense is required by law to be served after completion of an earlier prison commitment, the original commitment and the inprison commitment count as separate PPT's.
- If the inmate was returned to prison from parole with a new term, the new term shall count as a second PPT.
- A commitment to DMH as a mentally disordered sex offender (MDSO) following a felony conviction is a PPT if the commitment exceeds one year. If the inmate subsequently is committed to prison for the same offense after termination of the MDSO commitment the time in DMH and CDC shall count as a single PPT.
- When an inmate subject to the custody, control, and discipline of the Director is incarcerated at a facility operated by the CYA, that incarceration shall count as a prior prison term.

Time spent in any state or federal penal institution, including any time which is credited as service of prison time in that jurisdiction may count as a prior prison term. If served other than in California, the inmate must have actually served at least one year, and it must have been for a crime that is punishable by imprisonment in state prison in California.

A violent PPT with a violent commitment offense shall be enhanced by three years for each pled and proved PPT, unless the inmate remained free of both prison custody and the commission of an offense which results in a felony conviction for a period of 10 years immediately preceding the commission of the current commitment offense. (Violent felonies are defined in PC 667.5(c).)

73030.7.11 Enhancement—Prior Felony Convictions (Habitual Criminal)

Pursuant to PC 667(a), any person convicted of a serious felony who has previously been convicted of a serious felony (as listed in PC 1192.7(c)) in this state, or of any offense committed in another jurisdiction which includes

all the elements of any serious felony shall receive a five year enhancement for each such prior conviction on charges brought and tried separately.

There is no requirement of prior incarceration or commitment for a prior felony conviction (PFC).

PC 1385(b) prohibits a judge from striking any prior conviction of a serious felony for purposes of enhancement of a sentence under PC 667 for any sentence for crimes committed on or after May 6, 1986. This was added to the PC in 1986 which abrogates the holding in People v. Fritz.

There is no limit on the number of PFCs imposed under PC 667(a).

73030.7.12 DSL Total Term

The total term shall be the aggregate term of imprisonment for all of the convictions and shall be the sum of the principal term, the subordinate term(s) and any additional term imposed for enhancements and/or prior prison terms.

73030.8 DSL Term Calculation

The procedures set forth in this section shall apply to DSL terms and cases recalculated pursuant to PC 1170.2(a)(b).

73030.8.1 Starting of Term

The term of imprisonment fixed by a judgment commences upon actual delivery of the inmate into the custody of the Director at a place designated for reception of convicted felons (PC 2900).

- The Director shall designate a facility of another jurisdiction as the place of reception:
 - When pursuant to the Interstate Agreement on Detainers, an inmate of another jurisdiction has been sentenced to a CC California term.
 - When a person committed to a facility of another jurisdiction is subsequently ordered to serve a CC California term.

The date of reception is included in its entirety regardless of the time of reception.

An inmate must serve the full 24-hour period to receive credit for any succeeding day.

73030.8.2 Received Date

The received date is the date of initial receipt into a facility of the Department, usually a reception center or a facility of another jurisdiction as designated by the Director.

The received date into a facility may be verified by checking the following documents:

- CDC Form 123, Body Receipt.
- Date and time stamped on the Abstract of Judgment or Minute Order.

73030.8.3 Time Served

Time served is the total time in years, months, and days from the date of receipt in the Department to a given date.

73030.8.4 Ceasing of Time

Time ceases to run as of the date of escape or parole suspension.

The date of the event is excluded in its entirety.

Time ceases to run when a person is released on bail or appeal bond pursuant to PC 1272 or 1506 or any other provision of law permitting legal release and shall not be credited as service on the prison term. [PC 2900 (c)(1).]

73030.8.5 Dead Time/at-Large Time

Revised December 24, 1992

Time which is not credited as time served.

Dead time or at-large time is accrued while on escape status [PC 2900(c)(2)], while parole/release has been suspended, or while released on bail or appeal bond and shall be computed in total number of days.

The number of days of dead time shall be posted on the CDC Form 112 and entered into OBIS.

Dead time or at-large time ceases upon:

- Return to a departmental facility.
- Date of arrest in California of an escapee.
- Date available for return from out-of-state.
- Date of arrest in state of parole jurisdiction.
- Date bail is exonerated and inmate is remanded to custody.

73030.8.6 Escape or Parole Violators

PC 2900(c)(2) states: "...the prisoner shall be deemed an escapee and fugitive from justice, until the prisoner is available to return to the custody of the Director or the State of California . . ."

An escapee or parole violator is entitled to credit on their sentence for time in custody of another jurisdiction when they are held on "our Hold only" and are available for pickup by the Department's agents.

An escapee or parole violator held in custody in another state on "our Hold only," but who is not available because they are resisting extradition, is not entitled to credit (on the California term) served in jail while resisting extradition (In re Pearce, 1974 40 Cal App 3d 399).

A parole violator in local confinement is deemed available on the date our hold was placed or, if previously declared at-large and suspended from parole supervision, on the date of arrest.

An escapee or parole violator in local confinement (California jail or DMH) is deemed available to the Department except when they are serving a sentence in lieu of a fine or a sentence expressly ordered to run consecutively to the existing prior prison term.

73030.8.7 Maximum Release Date

The maximum release date is calculated by adding the term ordered by the court to the term starts date and subtracting applicable pre-prison credits.

73030.8.8 Minimum Release Dates

ISL (crime committed prior to 7-1-77):

- The minimum term is established by statute.
- The MEPD is determined by adding the statutory minimum term of confinement or the result of computation of aggregate minimum terms to the received date and subtracting any applicable preprison credits.

DSL (PC 2931, crime committed on or after 7-1-77):

The minimum DSL (MIN DSL) release date is calculated by subtracting all applicable days of good time credit from the maximum release date.

- This date shall be adjusted by any credits forfeited and/or restored in the disciplinary process.

DSL IW/TIP (PC 2933, crime committed on or after 1-1-83):

The EPRD is determined in these steps:

- Subtract all earned worktime credit, adjusted by any loss/restoration, from the maximum release date, the result of which is the current release date.
- Subtract from the current release date the date through which credit was applied.
- Divide the remaining number of days eligible for credit based on credit earning status.
- Subtract the resulting number of days from the current release date. That date is the EPRD.

An EPRD is a projected date contingent upon the inmate remaining in the same credit earning work group, having no unexcused absences, and no forfeited or restored credit.

73030.8.9 Calculation of Good time Credit (PC 2931)

To determine the total amount of good time credit to be applied to reduce a term pursuant to PC 2931:

- Add the term to the term start date for that particular case and subtract applicable presentence and postsentence credit. The resulting date is the maximum release date.
- Determine the number of days eligible for goodtime credit by subtracting the term start date from the maximum release date and adding postsentence credit.
- Divide the number of days by three. The resulting number is the total number of days of goodtime credit to be granted.
 - Fractions shall be increased to the next whole number.
- Subtract the total goodtime from the maximum release date. The resulting date is the MIN DSL release date.

73030.8.10 Good Behavior and Participation Credit

The total good time credit shall be further divided into behavior credit and participation credit.

- The amount of participation credit is determined by dividing the total amount of goodtime credit by four.
- The remaining number of days of credit is behavior credit.
- When calculating participation and behavior credits, fractions shall be changed to the closest whole number except when the fraction is one-half. A fraction of one-half shall increase behavior credits to the next whole number.

73030.8.11 Waiver Processing

Inmates electing to waive PC 2931 credits shall be required to sign a CDC Form 916, irrevocable Time Credit Waiver Form, to be witnessed by their counselor. The effective date shall be documented on the CDC Form 916.

The waiver shall become effective when accepted by the Department.

A waiver shall not be accepted if the inmate is within 30 days of their current release date.

The counselor witnessing the waiver shall verify the inmate's work status and current release date and shall fill in the date the waiver shall become effective. The counselor shall immediately forward the completed and signed waiver to the CCRM for processing.

Inmates who were assigned to less than a full-day assignment on January 1, 1983, and are subsequently reassigned to a full-day assignment shall be given the same option at the time of their reassignment.

73030.8.12 Vested Credit

Following acceptance of a waiver, the specialist shall compute the amount of good time credit already earned on the controlling term pursuant to PC 2931 from the date of reception into the Department on or after 7-1-77, to the effective date of waiver.

The credit earned, minus any credit previously forfeited and/or restored by classification action on disciplinaries received prior to the effective date of waiver, shall be vested and not subject to future loss.

Vested credit on cases sentenced pursuant to PC 2933 (crime committed on or after 1-1-83) is good time on post-sentence credit.

The application of vested credit will generate a new Legal Status Summary, a copy of which will be sent to the inmate.

73030.8.13 Calculation of Work time Credit (PC 2933)

The following steps shall be taken to determine the release date on a term eligible for work time credit:

- Add the controlling term to the term start date on the controlling case and subtract applicable preprison credit. The resulting date is the maximum release date.
- The maximum release and current release dates are the same until vested credit and/or worktime credits are applied to the term.
- The adjusted maximum release date is arrived at by subtracting vested credit from the original maximum release date.
- The current release date is changed as earned worktime credits are applied and/or credits are forfeited or restored.
- The EPRD is projected each time earned worktime credits or forfeited or restored credits are applied to the current release date or there is a change in credit earning status. The application of worktime credits, adjusted by any credits forfeited or restored, through any working month or portion thereof, results in a new current release date. Subtracting the date through which credit was applied from the new current release date determines the remaining number of days eligible for goodtime then divisible based on the inmate's credit earning status. The resulting number of days subtracted from the new current release date is the EPRD.

73030.9 Work Credit Gains

Work time credits shall be applied/gained at least once every six months.

The work credit gain will appear on subsequent work credit query computer screens.

73030.10 Legal Status Summary

This will generate a Legal Status Summary, a copy of which shall be given to the inmate. Staff other than case records staff shall have the inmate acknowledge receipt of the revised Legal Status Summary by signing a CDC 128-B.

73030.10.1 Legal Status Summary Appeal

The contents of the Legal Status Summary may be appealed by the inmate through the Department's appeal process and within the established time frames.

73030.10.2 Purging of Time Cards

If no appeal is taken by the inmate the action shall become final and all timecards for the time worked prior to the credit gain shall be purged from the C-File.

73030.11 OBIS Entry of 1983/Pre 1983 Mixed Cases

A computer program enables identification of 1983/pre-1983 mixed cases and permits case records staff to set a "flag" to alert counseling staff that an IW/TIP Waiver is needed on the pre-1983 case(s).

A line, "Eligible for PC 2934 Waiver," has been added to the auto or manual vesting computer screen.

When entering 1983/pre 1983 mixed cases at the time of initial processing, the operator shall enter "Y".

This entry will set the flag, and a computer-generated notation "Eligible for PC 2934 Waiver" shall be printed on the Legal Status Summary page.

In those cases in which a waiver has been processed, the operator shall remove the flag deleting the notation from the Legal Status Summary page.

73030.12 OBIS Entry- Credit Loss

As CDC Form 115 credit losses are received, case records staff shall make a Work Credit Loss entry directly into the system.

The system will edit the entry to ensure that the log number has not been previously entered and the violation category and days lost are appropriate for the category and vice versa.

Should errors occur during the editing process, the error will be identified on the terminal screen.

The operator shall ensure any error is not an entry error.

If the error is not an entry error, the matter shall be referred to the chief disciplinary hearing officer for correction.

If no errors are found, the entry will be processed by the system resulting in a new Legal Status Summary being generated.

The credit loss will appear on subsequent work credit queries.

73030.13 OBIS Entry- Credit Restoration

Modifications or reversals of a credit loss action by a classification committee or through an appeal review shall be reported immediately to the records staff. This shall be done in writing to alert staff of a pending modification of the inmate's release date.

When a credit restoration chrono is received, case records staff shall make a Work Credit Restoration entry directly into the system.

When entered, the transaction shall be edited to ensure that the loss entry for which the time is being restored is in the system and the time restored does not exceed the original time loss.

Should errors occur during the editing process, the entry will not be accepted by the system and referral to the case records specialist for resolution and subsequent reentry is required.

If no errors are found, the entry will be processed by the system, resulting in a new Legal Status Summary being generated.

Credit restorations will appear on subsequent work credit queries.

73030.14 OBIS Entry- Meritorious Credit

When a Meritorious Credit Grant (MCG) chrono is received, the operator shall make an MCG entry directly into the system.

Meritorious credit shall not be granted in an amount which, when applied, will make the inmate overdue for release.

This entry will be processed by the system and a revised Legal Status Summary generated.

Meritorious credit grants shall be reflected on the CDC Form 188, Legal Status Summary.

73030.15 Retention in Custody Past Scheduled Release Date

Revised December 24, 1992

CCR 3323 provides that in some instances a person may be retained in custody beyond their scheduled release date because of a serious disciplinary infraction for which credit may be lost though the CDC Form 115 may ultimately be dismissed or reduced to an administrative infraction.

It is necessary that the C-File reflect the reason the person was retained in custody.

The following procedures are authorized by CCR 3323 and should be used to properly record this information:

- On the scheduled release date, prepare a CDC Form 128-B chrono indicating "Subject being retained in custody pending disposition of CDC Form 115 Log # _____ for which _____ days may be lost."
- Post entry on CDC Form 112, "Retained in custody pending disposition of CDC Form 115 Log # _____."
- If the CDC Form 115 is dismissed, prepare another CDC Form 128-B indicating "CDC Form 115 of (date) dismissed. Subject released on parole."
- Post entry on CDC Form 112, "Disciplinary dismissed. Released on parole. Parole period starts (indicate scheduled release date)."

- Any days attributed to time held past release date on a pending CDC Form 115 subsequently dismissed shall be deducted from the maximum parole period.

73030.15.1 Dismissed Disciplinary Reports

CCR 3326 provides that all references to dismissed CDC Form 115s must be removed from the records.

73030.16 Parole Violator Returned To Custody (PVRTC)

A parolee may be returned to custody in the following circumstances:

- After revocation of parole by the BPT for violating a condition(s) of parole pursuant to PC 3056 (PVRTC).
- Upon conviction for a new term of imprisonment (also known as PVWNT).

73030.16.1 PVRTC Work time Credits

Except for parolees specifically excluded in DOM 73030.16.3, any period of revocation time imposed by the BPT may be reduced by work time credits earned in accordance with the CCR 3044(b).

Work time credits for PVRTCs shall only be earned for time served on or after 9-30-1987.

73030.16.2 Work time Credits For PVRTC County Jail/Community Correctional Centers

PVRTCs detained and/or serving parole revocation time in a county jail or community correctional center are eligible to earn work time credits pursuant to PC 2933 provided they qualify under criteria set forth in PC 3057(d)(1).

73030.16.3 PVRTC Work time Credit Exclusion Criteria

Parolees serving a period of revocation time are not eligible to earn work time credits if:

- Sentenced under PC 1168 with a maximum term of life.
- Found unsuitable by the BPT to earn worktime credits.
- The condition of parole violation related to association with specified persons, entering prohibited areas, failure to attend POC, or failure to obtain psychiatric attention.
- Found guilty and revoked on parole violation charge(s) for conduct described in, or that could be prosecuted under, one or more of the offenses, attempted offenses, or enhancements listed in PC 3057(d)(2)(C).
- The current prison commitment, for which the parolee was serving a period of parole, was for one or more of the offenses, attempted offenses, or enhancements listed in PC 3057(d)(2)(C).

73030.16.4 PVRTC Credit Forfeited

Work time credit earned by PVRTCs may be forfeited for disciplinary infractions as provided for in the CCR 323 [PC 3057(d)(1)].

A PVRTC who commits a disciplinary infraction for which credits may be forfeited is subject to a parole revocation extension hearing. At that hearing, the BPT will determine whether to suspend eligibility for work time credits for the number of days forfeited for the infraction, in addition to any extended period of revocation.

73030.16.5 PVRTC Credit Restoration

Work time credit forfeited by PVRTCs for disciplinary infractions shall not be restored (PC 3057(d)(1)).

73030.16.6 PVRTC Meritorious Credit

PVRTCs are not eligible to be granted meritorious credit.

73030.16.7 Computation of PVRTC Release Date

Revised December 24, 1992

Time on a revocation period starts on the date a parole violator is available for return to the custody of the Department. See DOM 73030.8.6 for availability criteria.

Computation of parole revocation release dates will be done manually.

Revocation release date (RRD)—ineligible for PC 2933 credit.

Add the assessed revocation period to the date of arrest/hold placed/ available for return to custody of the Department.

- Pursuant to BPT Rule 2635.1, the revocation period for a parolee whose original crime was committed on or before 12-31-78 may not exceed six months. The revocation period for a parolee whose original crime was committed on or after 1-1-79 may not exceed one year.

Projected revocation release date (PRRD)—eligible for PC 2933 credit.

The maximum revocation release date (MRRD) is determined by adding the assessed revocation time to the date of arrest/hold placed available to the

Department. The MRRD is adjusted by credits forfeited and number of days during which eligibility was suspended.

The application of work time credits to the adjusted maximum, through any working month or portion thereof, results in the number of days left to serve, then divisible based on the inmate's credit earning status. The resulting number of days is then subtracted from the date of application. That date is the PRRD.

A projected revocation release date (PRRD) is calculated each time earned work time credit and/or forfeited credit is applied or when there is a change in legal status or credit earning status.

73030.16.8 Parole Violators With New Terms

Separate computations of release dates for parole violators with new terms shall be completed on both the old and new term to determine the controlling release date.

If, after calculation of both cases, the release date on the new term controls, the previous case shall be discharged pursuant to BPT 2649.

If the release date (RRD, PRRD) on the original term controls, the case will be referred to the BPT for determination of the controlling release date.

- Prior terms of nonrevoked violators returning with new terms will be discharged without a revocation hearing if the new commitment resulted from behavior which occurred prior to the parole date on the prior term.

If the BPT decision is to retain the inmate on the original case, separate release dates will be maintained on both terms, and the inmate will be released on the case that retains them in custody for the longest period of time.

People v. Mitchell (244 Cal Rpt 803 1988).

The ruling in this case allows for consecutive sentencing of a new term to parole revocation time. If the court orders a new term to run CS to parole revocation, the term start date on the new commitment will be the RRD/PRRD and the original case will not be discharged.

73030.16.9 OBIS Processing Parole Violators Work time

Parole violators, returned to custody or returned with new terms, and/or inmates receiving additional controlling CC terms who have previous work incentive credit on the earlier term(s) cannot be accurately processed by the DSL/GTC computer system since the previous work history/credit is incorrectly brought forward to the new term. Therefore, additional processing is required:

A parole violator returned to custody to serve a revocation period and eligible for credit pursuant to PC 2933 is processed by entering work time credit on the revocation period, sequential to the existing credit history, beginning on the date of arrest/hold placed/available to CDC, whichever is appropriate.

A parole violator returned to custody with a new controlling term, whose previous term is discharging (BPT 2649), is processed by obtaining a hard copy printout from OBIS of all previous work time credit history using the Timecard Query Screen and Work Credit Query Screen. The hard copy is filed in the C-File under the general chronos.

- Telephone LPU at (916) 323-7373 or ATSS 473-7373 to request a deletion of previous worktime and credit history. Upon deletion, all entries will be eliminated from the computer.

A parole violator with a new non-controlling term, i.e., whose revocation period exceeds that of the new term, will be processed by obtaining a hard copy and deleting the previous credit history. Credit on the new term is then entered in the normal manner, but only to the date calculated as the EPRD.

Timecards on revoked cases will be destroyed only after a hard copy of the previous history is obtained and previous credit history is deleted.

73030.16.10 PVRTC Controlling Discharge Date

Revised December 24, 1992

Unless the BPT waives the parole period, inmates shall serve a period of parole as specified in PC 3000(a) or (b).

Pursuant to PC 3000(a), an inmate subject to three or five year parole periods may not be retained under parole supervision for longer than four or seven years, respectively, except for periods of suspension.

The maximum statutory period of parole shall be computed from the date of initial parole, or July 1, 1977, whichever is later, and shall be a period chronologically determined.

Time during which parole is suspended because the parolee has absconded or has been returned to custody as a parole violator will not be credited toward the period of parole unless he/she is found not guilty of the parole violation.

A period of return to custody for psychiatric treatment will not be added to the parole period unless so ordered by the BPT.

Calculate the projected controlling discharge date (PCDD) of a PVRTC eligible for PC 2933 credit by adding the applicable parole period, the actual time projected to be served on the revocation period, and any suspension to the parole period.

Calculate the controlling discharge date (CDD) of a PVRTC not eligible for PC 2933 credit by adding the applicable parole period, the actual time served on the revocation period, and any suspension to the parole board.

- In the event the maximum discharge date precedes the revocation release date, the inmate will be discharged from departmental custody on the maximum date.

73030.16.11 Waiver of Parole

Revised March 16, 1995

Pursuant to PC 3000, the parole authority may waive the parole period of inmates sentenced under PC 1168, 1170, or at the expiration of a term reduced under PC 2931 and/or 2933.

The C&PR shall submit any case, using the following criteria, staff deem acceptable for waiver of parole to the parole authority for consideration of waiver of parole.

Cases may be referred to the parole authority for consideration of waiver of parole unless the term consists of three or more offenses, or where the commitment offense(s) was committed while subject to youth or adult parole supervision, or if the commitment offense(s) included any of the following PC: 187, 192, 203, 207, 209, 212.5(a), 214, 217, 217.1, 220, 236, 243, 245, 245.3, 261(2)(3)(4), 264, 264.1, 286(c), 286(d), 288, 288A(c), 288A(d), 288.5, 289, 452(a), 459/461.1, 4500, 4501, 4501.5, 4503, 4574(a), 12020, 12021, 12022, 12022.5, 12022.7, 12022.9, 12560, 23101, and 23153.

73030.16.12 Discharge Review

Revised March 16, 1995

Pursuant to PC 3001, the parole of any person who was not imprisoned for committing a violent felony as defined in PC667.5(c) and has been on parole continuously for one year since release from confinement, shall be discharged unless the Department determines that the person shall continue on parole. At the final pre-parole audit prior to either original release on parole or release after service of a revocation period, a discharge review date will be set at one year after the actual release date unless the maximum discharge date precedes the review date, in which case no date for further review will be set.

The discharge review date shall be posted to the CDC Form 112.

73030.17 ISL Terms

Terms for offenses committed prior to 7-1-77 under the Indeterminate Sentence Law pursuant to PC 1168(b), where release was determined by the paroling authority are called ISL cases.

73030.17.1 Recalculation of ISL Terms

The majority of terms under the ISL require recalculation based on the Determinate Sentence Law (DSL) pursuant to PC 1170.2.

The DSL provides several indeterminate sentences for specific crimes. Those crimes that remain indeterminate do not require recalculation.

- Any case for which the statutory penalty is one-year-and-one-day, except as specified determinate in PC, is an indeterminate sentence under this section. See DOM 73010.6.18 on DSL indeterminate terms.

73030.17.2 ISL Primary Term Fix

In re Rodriguez (14 Cal 3d 639 1975) held that the paroling authority must determine the time of incarceration based on the severity of the crime(s).

73030.17.3 Extended Term Considerations

PC 1170.2(b) gives the BPT authority to hold hearings for the purpose of possibly extending an inmate's normally recalculated DSL term. These are called Extended Term Hearings (ETH).

73030.17.3.1 First Screening

The CCRM (CCRM) is responsible for the first screening of an inmate's case dynamics to determine if an ETH may be necessary. The CCRM shall be guided by the law in determining if the inmate fits the criteria for an ETH.

A CDC Form 678 shall be completed in all applicable cases even for those not meeting the criteria for an ETH. The CDC Form 678 shall accompany the C-File through the screening process.

73030.17.3.2 Criteria For Extended Term Hearings

The CCRM shall indicate an ETH is required if the inmate was convicted of any of the following crimes, or in the following circumstances, whether the count was stayed or resulted in a commitment to State prison:

- PC 187, Second degree murder.
- PC 192, Voluntary manslaughter.
- PC 203, Mayhem.
- PC 211/213, First degree robbery or robbery with great bodily injury.
- PC 217, Assault with intent to commit murder.
- PC 243, Battery with serious bodily injury.
- PC 245, Assault with a deadly weapon.
- PC 261(2), 261(3), and 261(4), Forcible rape.
- PC 261/264, Rape with great bodily injury.
- PC 286(c), Sodomy on child or by force.
- PC 286(d), Aid sodomy with force.
- PC 288, Lewd acts on a child under 14.
- PC 288a(C), Oral copulation with force.
- PC 288a(D), Aid oral copulation with force.
- PC 459/461, First degree burglary or burglary with great bodily injury.
- PC 4501, Assault by a prisoner.
- PC 4501.5, Battery on a prisoner.
- CS sentences. Any case in which a CS sentence has been imposed.
- Multiple convictions. Any case in which the person has suffered three or more felony convictions either in a single or separate proceeding for the crimes of robbery, first degree burglary, burglary with explosives, arson, assault with intent to commit murder, extortion, kidnapping, or escape from a state prison with force or violence; or, any case in which the person has suffered five or more felony convictions either in a single or separate proceeding.
- PPTs. Any prisoner with two or more PPTs.
- Arming, use of weapon, GBI. Any case in which the factual circumstances of any current crime indicate that the prisoner was armed with a deadly weapon, used a firearm, or inflicted or attempted to inflict GBI on the victim.
- Early release. Any case in which the ISL parole date is more than one year later than the DSL release date.

73030.17.3.3 Not an ETH Case, PC 1170.2(A)

The CDC Form 144, DSL Control Card, shall be checked in the appropriate space to indicate it is not an ETH case and it will be filed with other CDC Form 144 cards in the normal manner, with earliest release dates first.

73030.17.3.4 Initially An ETH Case

If the CCRM, during the first screening, determines that the inmate meets ETH criteria, the CDC Form 144 card shall be marked to reflect it as a PC 1170.2(b) case. The DSL Control Card shall be filed with other ETH DSL Control Cards.

73030.17.3.5 Subsequent Screening

The BPT may do second and third ETH screenings. Frequently, the third BPT screening will take place without second screening. The BPT can designate a case a PC 1170.2(a) case at any point during the screening process.

If the BPT determines that an inmate is a PC 1170.2(a) (no ETH necessary), then the CCRM shall update the CDC Form 144 to reflect that change.

The third BPT screening shall be reflected on BPT Form 1091. The original shall remain with the C-file with copies going to BPT Headquarters, Research, and the inmate.

If the case is an overdue PC 1170.2(a) case, or scheduled for release within 60 days according to the DSL calculation, the case shall be referred to P&CSD within five days of discovery. The CDC Form 611 shall be identified as a priority case.

73030.17.3.6 Extended Term Hearing

PC 1170.2(b) and 3041.5 require that the inmate be notified within 90 days of receipt into the Department if he/she is scheduled for an ETH and the hearing must be held within 120 days of receipt. The 120 days is computed from the latest of the date:

- Of reception.
- Of return to prison from court.
- On return to prison from another jurisdiction following service of a commitment to which a California term is ordered to be served consecutively.
- An amended Abstract of Judgment is received by CDC.

The screenings will be expedited and submitted to the BPT within the time frames set forth in this section.

A BPT Form 1080, Notice of Date, Time and Place of Hearing, and BPT Form 1092, Extended Term Hearing Notice, shall be prepared in duplicate and forwarded to the inmate's counselor who shall have the inmate acknowledge receipt of the forms and return the original to the C-File.

73030.17.3.7 PC 3022/3042 Notices

For those inmates who will have an ETH (after final determination is made by the BPT), notices shall be sent to the judge and DA only. The notice shall indicate that a hearing will be held "no earlier than 30 days after the date of this notice." No ETH shall be held until the statutory 30 days have elapsed after mailing of the notice.

73030.18 Computation of ISL Terms

The following procedures and forms shall be used in determining the release date of inmates sentenced under the Indeterminate Sentence Law and recalculated pursuant to PC 1170.2.

73030.18.1 CDC Form 679, ISL Computation Work Sheet For Retroactive Calculations

The CDC Form 679, Computation Worksheet, shall be used to determine the controlling count in retroactive calculations when multiple counts and/or commitments are present.

The form shall be completed in pencil. Doing one count at a time, enter all case and count numbers and the offense title(s) (Robb. 1st, Burg. 2nd, etc.) under the appropriate heading for each offense.

The middle base term for the offense shall be entered on the form. All time entries shall be written out in years-months-days. The PC shall be used to determine the middle base term.

Add any enhancements for being armed, use of a weapon, or great bodily injury (GBI). See DOM 73030.18.2.1 for criteria on enhancements. If there is no enhancement, enter a zero.

Enter the pre-prison credits that are applicable to the individual count. The received date is listed next in year-month-day order.

Some computations are necessary to finish the process. First, add the middle base and the weapon enhancement, if any. From that total, subtract the net credit. To this figure, add the received date.

EXAMPLE:

Middle base, 3 years, recorded as		02-11-30
Weapons enhancement, 1 yr.	+	01-00-00
	=	03-11-30
Net credit to be subtracted	-	00-01-18
	=	03-10-12
Received date	+	77-03-02
	=	81-01-14

The date calculated (in the example, 81-01-14) is entered in the "Date" column. Any prior prison term enhancement(s) is added in the "CS Adj. w/Credits" column. Record that enhancement if appropriate. If the figure represents one-third of the middle base term (plus enhancements under certain circumstances) refer to the enhancements part of this section minus applicable pre-confinement credit for cases ordered to run consecutively with the count being computed. If there is any applicable "dead time," that year-month-day figure is added. Reflect the proper and final date on the "Final Date" line.

EXAMPLE:

Date		81-01-14
Priors (Assuming non-violent)	+	01-00-00
	=	82-01-14
(A) CS adjusted with credit (assuming a three year middle base crime with No preincarceration credits	+	01-00-00
	=	83-01-14
Dead Time	+	00-01-01
Final Date	=	83-02-15

This process shall be done for all counts, computing each case fully. When computation of all the counts is completed, the controlling principal count shall be the one with the latest expiring final date. After determining the controlling principal count, proceed to the CDC Form 678, Confinement Computation.

73030.18.2 Confinement Computation CDC Form 678

The CDC Form 678, after being signed by the BPT, shall be filed in the BPT Section of the C-file.

The top of the form (from the double horizontal lines upward) shall be completed legibly using black ink. The bottom portion of the form "Parole Board and DSL Data Control Information" shall be completed in soft-lead pencil.

The required information shall be the case number, count number, offense, base term, and adjusted base term for the controlling count. The adjusted base term shall be the same as the base term.

73030.18.2.1 Enhancements - Part I - Weapons

Under DSL provisions, an additional enhancement will be added to the base term in certain circumstances.

- If a firearm was present during the commission or attempted commission of a felony, all principals in the crime receive an additional one-year enhancement, unless such arming is an element of the offense of which convicted.
- A principal is defined as any person who assists, aids, or abets before or during the commission of the crime. The person does not have to be personally armed, and the weapon does not have to be separately pled and proved.
- Any person who personally uses a deadly or dangerous weapon (all weapons other than a firearm) in the commission or attempted commission of a felony shall receive an additional one-year enhancement unless use of a deadly or dangerous weapon is an element of the offense of which convicted. The weapon does not need to be separately pled and proved. In this case "use" is defined as showing or displaying the weapon in a threatening or menacing manner.

EXAMPLES:

- A man enters a market with a knife on his belt and states he wants the money or else and motions to the knife. This is a valid use. If the subject made a statement concerning using a deadly or dangerous weapon, but no weapon is observed, the subject's declaration is accepted and the one-year enhancement applied.
- Suspect A and Suspect B enter a store and commit a robbery. Suspect B had an axe and Suspect A was not armed. In this case Suspect B does get a one-year enhancement for personal use of a deadly or dangerous weapon and Suspect A does not because he did not personally use the weapon.
- PC 3024 and 12022. If the inmate had a separate court finding under PC 3024 or 12022, the facts of the offense need to be reviewed.
- If the finding was due to a firearm, a one-year enhancement shall be added to the terms of all principals in the felony.
- If the finding was due to a deadly or dangerous weapon (all weapons except firearms), a one-year enhancement shall be added only if the weapon was personally used.
 - Use is defined as displaying or showing a weapon in a menacing or threatening manner.
 - Principal is defined as any person who assists, aids, or abets before or during the commission of the crime.
- PC 12022.5, Use of Firearm. If a prisoner has a separately pled and proved PC 12022.5, a two-year enhancement shall be added unless use of a firearm is an element of the offense of which convicted. A finding of PC 12022.5, of the commitment offense, makes the crime a violent felony. Violent felonies have different limitations.
- Circle the appropriate PC(s) and record the year-month-day enhancement on the double line provided. Record the enhancement on the corresponding line on the right side of the form.

73030.18.2.2 Enhancements- Part II – Great Bodily Injury

An enhancement of three-years must be added to the middle DSL term for the underlying crime if the injury involved is GBI under PC 12022.7, and the prisoner was convicted of:

- First Degree Robbery by torture under former PC 211(a) and 213.
- Robbery with GBI under former PC 211(a) and 213.
- Rape with GBI under former PC 264.

- Burglary with GBI under former PC 461.

A three-year enhancement must be added to any ISL case of robbery, burglary, or rape with GBI pled and proved.

When GBI is pled and proved and not an element of the offense of which convicted, an additional enhancement can be added if a PC 12022 or 12022.5 was also pled and proved. If both PC 12022.2 and 12022.5 are present in conjunction with GBI only the largest shall be used.

Circle the appropriate Penal Code Section(s) and record the year-month-day enhancement on the double line provided. Also record the enhancement on the corresponding line on the right side of the form.

73030.18.2.3 Enhancements - Part III – Prior Prison Terms - Violent

Record a PPT that is a violent felony PPT.

Refer to DOM 73030.7.10 for PPT information.

An enhancement shall be added for a violent PPT as follows:

- Violent PPT with a violent commitment offense will be enhanced by three years for each pled and proved PPT. Violent felonies/priors are defined in PC 667.5(c).
- Violent PPT with a nonviolent commitment offense will be enhanced by one year for each pled and proved PPT.

On the line under "Date Last Released or Felony Conviction," enter the appropriate notation.

EXAMPLE:

- If a person was released from prison on July 12, 1969, and did not have a subsequent felony conviction, then the date last released, July 12, 1969, would be indicated.
- If that same individual had a felony conviction on October 3, 1972, but did not go to prison, then the proper notation would be October 3, 1972 (the last conviction date).
- If there are more priors than the CDC Form 678 will accommodate, write "See Attachment" and list them on the CDC Form 678-A. If more room is still needed, use additional CDC Form 678-As. There is no limit to violent PPT enhancements.

73030.18.2.4 Consecutive In-Prison Sentences (Net) - Part III B

An offense which is committed while the inmate is housed in state prison, or subject to re-imprisonment for escape, and which is ordered to run CS with the original commitment offense(s), shall be placed in this portion of the CDC Form 678.

- List the case and count number. Consult the Offense Edit Table or the Penal Code for the middle base term. Enter the middle term on this line.
- If there are more CS cases than the CDC form will accommodate, write "See Attachment" and list the cases on the CDC Form 678-A. If more room is still needed, use additional attachments.
- If there are two or more in-prison offenses and they are ordered to run CS to each other, then a principal and subordinate-type computation shall be required.

EXAMPLE:

An inmate is convicted on PC 4502, Possession of a Weapon, and PC 4530(a), Escape with Force, CS with each other and CS with the original term. The escape shall be considered the principal term with a middle base term of 48 months. The possession of the weapon shall be considered the subordinate term with one-third of the middle base term that totals eight months.

In such cases, record the principal or controlling in-prison case first, showing the middle base term, then the subordinate term showing the one-third figure. There is no limitation on the number of in-prison CS cases.

73030.18.2.5 Consecutive Violent Subordinates (Net) -

When the subordinate offenses are violent felonies, the term is one-third the middle base plus one-third of any enhancement for being armed with a deadly weapon, using a firearm, or inflicting GBI. There is no limitation on the number of CS violent subordinates.

If there are more CS cases than the CDC Form 678 will accommodate, write "See Attachment" and list the cases on the CDC Form 678-A.

If the inmate has CS sentences, but has different received dates, both the CS computation and the CC computation are necessary to obtain the proper DSL date.

- The CS sentence shall be computed as outlined in this section.
- CC sentences or single counts shall be computed as outlined in this section.

- The latest expiring release date under the CC calculation is compared to the release date under the CS calculation. The calculation that resulted in the latest release date is the proper one to record on the CDC Form 678, irrespective of the CS order.

73030.18.2.6 Prior Prison Term - Other - Part III D

Record in this section any PPT that is not a violent felony PPT.

Refer to DOM 73030.7.10 for PPT information.

All valid nonviolent PPT's carry an enhancement of one year. There are no limits on the actual number of PPTs that can be pled and proved as PFC, but the total years of enhancement cannot exceed the middle base term of the controlling or principal term.

The CDC Form 678-A is to be used if the CDC Form 678 does not have enough lines to accommodate the enhancements (see this section for information on the CDC Form 678-A).

If the PPT enhancement column exceeds the base, make a single large "X" over the year-month-day column and enter the middle base term of the principal/controlling term year-limitations.

On the line under "Date Last Released or Felony Conviction," put the appropriate notation.

EXAMPLE:

- A person was released from prison on June 12, 1973, and remained free of felony conviction and prison custody until the current difficulty. In this case, June 12, 1973, would be recorded on the line.
- If that same person had a felony conviction on November 3, 1975, but did not go to prison, then the date November 3, 1975, would go on the line.

73030.18.2.7 CS Nonviolent Subordinates (Net) - Part III E

Nonviolent subordinate terms (those counts ordered to run CS with the principal term) are recorded in this area. Assuming that all have the same received date, the enhancement for the subordinate term is one-third of the middle DSL sentence.

- If the CS sentences have different received dates, both CS and CC calculations are necessary to determine the proper method of recording.
- No additional time can be added to nonviolent CS counts for arming. If the principal term is nonviolent with no arming, then the CS nonviolent subordinate terms cannot exceed the base. If the principal term is violent or has arming then the non-violent CS subordinate cannot exceed five years.
- If more space is required to record the subordinate terms than provided for on the CDC Form 678, write "See Attachment" and record the counts on the CDC Form 678-A.

73030.18.2.8 Limitations - Part III F

Exceeds base.

Regardless of the number of pled and proved prior felony convictions and CS nonviolent sentences, the total of Items D and E cannot exceed twice the base term unless the term has an enhancement for: arming; use of weapon; GBI; or if the commitment offense is for a violent felony or the term includes a CS sentence for in-prison crimes.

More than five years.

The total enhancement for non-violent CS sentences cannot exceed five years.

73030.18.2.9 Total Section III

Total all enhancements (taking into consideration limitations) in Section III, Parts A, B, C, D, and E. The total is to be recorded on the space provided. That total figure is also to be recorded on the corresponding line on the right side of the form.

73030.18.2.10 Term Enhancements Computation and Date

Total all terms and enhancements and compute the actual dates.

73030.18.2.11 Total Confinement Time - Line 1

The total year-month-day figure arrived at by adding the adjusted base term with the enhancement totals is recorded on the right side of the form.

73030.18.2.12 Original Received Date - Line 2

Record the appropriate received date in year-month-day order (if consecutive cases are involved, the earliest reception date is used).

73030.18.2.13 Unadjusted Maximum DSL - Line 3

Record the received date plus the total confinement time minus pre-prison credits.

73030.18.2.14 At-Large Time - Line 4

If the inmate has any at-large time, the number of days of at-large time are added to the unadjusted maximum DSL to reflect the adjusted maximum DSL. If no at-large time is involved, place a zero.

73030.18.2.15 Adjusted Maximum DSL Date - Line 5

This date reflects the maximum DSL date with application of at-large time. If there is no at-large time, Lines 3 and 5 will read the same. If there is at-large time, Line 4 added to Line 3 will produce the answer for Line 5.

73030.18.2.16 Good time Credits Available - Line 6

Inmates earn good time credits from July 1, 1977 or from the received date if after July 1, 1977. A one-third reduction of sentence is allowed. To compute this reduction of sentence with a calculator the following formula is used:

- Enter the unadjusted maximum DSL date.
- Subtract the received date, or July 1, 1977, whichever is later.
- Add the number of days granted as post-sentence credit if the post-sentence credit is for time in custody on/after July 1, 1977.
- Divide by 3 = total goodtime/worktime credits available. This calculation may result in a fraction of either one-third or two-thirds. When this happens, the prisoner is given a full day (the fractional number is raised to the next whole number.)
- Enter into memory of the calculator.
- Divide by 4 = days of participation credit (round off to the nearest whole number).
- Multiply PC x 3 = days of goodtime credit (round off to the nearest whole number).
- Record this figure in the "Goodtime Credits Available" space.

73030.18.2.17 Minimum DSL Date - Line 7

Subtracting the good time/work time from the adjusted maximum DSL will provide the minimum DSL date. Occasionally, when computing a case, the inmate will have an overdue maximum DSL date (the DSL date is earlier than the date the computation is done). In these cases, it is not necessary to compute the minimum DSL date.

73030.18.2.18 Minimum Term – ISL Computation

Minimum term is computed as follows:

Single commitment, not aggravated. Same as specified for offenses in the Penal Code and records chart, e.g., five years, three years, six months, etc. (PC 3023). EXCEPTION: If the court specifies a six-month minimum term under PC 1202(b) (prior to 7-1-77), the minimum term will be recorded at "6 months (PC 1202(b))" even for Robb. 1st or CS cts. On a mandatory life, minimum term is life.

Single commitment, Aggravated. Prior Felony (PC 3024). If a PFC is charged and proved, the minimum term is aggravated to two years. EXCEPTION: (PC 667) Petty Theft w/ PFC; (PC 663(3)) Petty Theft with prior Petty Theft; (PC 12025) Carrying Firearm Without License; and (PC 12021) Ex-Felon with a Gun; the minimum term remains six months.

H&SC Priors. If the instant offense is a violation of the H&SC, a prior narcotic conviction (PNC) may be charged and proved. This may be either a felony or misdemeanor conviction.

- Refer to the H&SC section(s) to determine if the PNC aggravates the sentence. If it does, record the prior conviction as a PNC instead of a PFC.

If the instant offense is NSF Checks (PC 476a), record only the prior felony convictions which are charged and proved but do not record a prior misdemeanor (check) conviction, even if it is charged and proved.

Deadly Weapon. If deadly (as distinguished from dangerous) weapon is charged and proved, the minimum term is two years (PC 3024(a)).

Prior and deadly weapon (PC 3024(b)). If both a PFC and a deadly weapon are charged and proved, the minimum term is four years (exceptions noted as applicable). The PFC and/or deadly weapon must be first charged in the accusatory pleading (information, indictment, etc.) and subsequently proved or admitted in court per PC 969, 969c, 1158, and 3024. The minimum term may exceed the maximum sentence by reason of weapons enhancements and priors being charged and proved.

If the Abstract of Judgment is unclear, correspondence shall be directed to the committing court asking for clarification.

Multiple Commitments CS counts (Aggregate Legal Minimums).

- Consecutive sentences are one continuous term.

- The BPT has the authority to refix an earlier consecutive sentence(s) even though the statutory maximum has passed on the earlier sentence(s).
- The first of two consecutive sentences shall not be set to expire prior to the date the person was received for the second sentence.

EXAMPLE:

Inmate received from Los Angeles County for Ct. 1, Forgery W/PFC and Ct. 2, Forgery (Prob. Rev.). Show method used to arrive at minimum term: (Ct. 1: 2 years) + (Ct. 2: 6 months) = 2 1/2 years.

- When all felonies of which the inmate was convicted have minimum terms of ten years or less, and the aggregate of such minimums exceeds ten years, the minimum will be recorded as ten years (PC 3024(d)). The only exception is where a mandatory CS sentence is imposed by statute such as PC 12022.5.
- When one or more of the sentences imposed has a statutory minimum term exceeding ten years, the minimum term will be set at the longest minimum term imposed.

The only exception is where a mandatory CS sentence is imposed, such as PC 12022.5.

- Where an additional consecutive sentence is imposed, such as PC 12022.5, such penalty will be in addition to the minimum term as indicated in subsection above.

CS Terms (Post-Imprisonment Offenses).

EXAMPLE:

Inmate received from Los Angeles County on 10-1-50 for Robb. 1st, 2 cts. CS, and went out-to-court and returned from San Francisco County 12-1-50 for Robb. 1st, 2 cts. CS with present term: Minimum term in this instance is ten years, CS with present term. (Los Angeles County term must expire before San Francisco County term commences because this is a post-imprisonment offense.) In re Cowan (1946, 27 C2d 637, 166 P2d 279). In re Byrnes (1948, 32 C2d 843, P2d 685).

Additional Penalties.

Additional penalties pled and proved under PC 12022 and 12022.5 are CS by statute with the crime of which they are a part. Unless specifically ordered otherwise, the additional penalties are CC with any other offense. It is important that the judgment be followed in recording the terms and computing the minimum term.

73030.18.2.19 Minimum Eligible Parole Date - ISL

Computation.

- Show the minimum eligible parole date (in years and/or months) and the actual date computed with benefit of preimprisonment credits BPT can legally impose by law.
- When a person has been at-large or CDC time stops after commencement of the term but prior to reaching the minimum eligible parole date, the MEPD must be recomputed immediately after his/her return to CDC to include the time lost. The legal status will show a footnote: e.g., "MEPD includes 122 days time lost on escape."
- When differing credits are involved in multiple count (or old multiple case) commitments, it is important that each MEPD be computed, using appropriate credits, and that the controlling (or longest) MEPD be shown. These are: CS counts; two years or 1/3 of aggregate minimum terms, whichever is the greatest (PC 3049).

Exceptions.

- The provisions of PC 3049 do not apply to increase the MEPD in cases where an additional penalty under PC 12022 or 12022.5 established the CS nature of the terms (e.g., Ct. 1, Attempted Robb. 1st W/Use of Firearm, 6 mos. 20 yrs., CS W/5-Life: minimum term 5-1/2 yrs.: MEPD: Ct. 1: 1 yr. 10 months).
- Minimum term in excess of 1 year: 1/3 of minimum term (PC 3049).

EXAMPLE: (Assume arrival date 1-1-90)

Min Term	MEPD	
6 Months	6 mos.	7-01-90
6 months and 6 month CS or 1 year	2 yrs.	1-1-92
1 year	1 yr.	1-1-91
2 yrs. (if CS are not involved)	8 mos.	9-1-90
5 yrs.	1 yr. 8 mos.	9-1-91
5 yrs and 5 yrs. CS	3 yrs. 4 mos.	5-1-93

Life w/ possibility of parole	7 Cal. Yrs.	1-1-97
Habitual Criminal (PC 644a)	9 yrs.	1-1-99
Habitual Criminal (PC 644b)	12 yrs.	1-1-2002

H&SC violations. Following changes to the Code in 1961, most violations carried a specified minimum period of confinement prior to release on parole and the provisions of the Penal Code were not applicable to reduce that time (except PC 1202B).

- Since 1974, a series of court rulings resulted in modifications to those minimum parole dates and were fully retroactive.
- H&SC statutes effective 1-1-76 eliminated mandatory minimum periods of parole for persons sentenced on or after 1-1-76 under H&SC 11350, 11351 and 11352, thus making provisions of the Penal Code regarding minimum terms and MEPDs applicable to those sections only.

73030.18.2.20 Parole Board and DSL Date Control Information

The lower portion of the form "Parole Board and DSL Date Control Information" shall be filled in. This part of the CDC Form 678 is to be done in pencil only. The information on the left side, current calendar, parole date, etc., refers to ISL data. Enter the minimum term, maximum term, maximum controlling discharge date and current calendar year. As the inmate proceeds through his/her departmental incarceration, the ISL date will change as he/she appears before the BPT.

73030.18.2.21 Initial Board Appearance

Enter month and year of first BPT calendar unless inmate must be seen within 120 days, then enter actual date the 120 days expires; e.g., by 6-6-75 (PC 3041).

73030.18.2.22 Change in Parole Board and DSL Date Control Information

As case dynamics change, reflect the change(s) on the form:

On the right side of the box is "Minimum DSL Date Adjusted by Credits Lost _____." If an inmate loses good time/work time credits, the adjusted date is to be placed in the space provided.

After the computation has been completed, if the inmate has an overdue DSL date, check the "As soon as possible after Board 1170.2(a) PC decision" space on the form.

If the prisoner is not overdue, then either the ISL or DSL date controls, and the "Controlling Release Date _____" box is to be checked (controlling release date means the date that releases the prisoner from prison earliest). Enter the controlling release date on the line.

On the "(as of _____)" line, enter the date the computation was made or the date of the subsequent change of the controlling date.

Occasionally, the controlling release date will change.

An ISL parole hearing may result in a change in a previous ISL parole date. For example, if the minimum DSL date controls and an inmate loses good time/work time credits, the minimum DSL date may pass the ISL date. At the time the DSL date passes up the ISL date then the ISL date will be the controlling.

Whichever date releases the inmate from prison the earliest is the controlling date.

73030.18.2.23 Confinement Computation CDC Form 678-A

This form is used when the CDC Form 678 is not adequate to list multiple PPT or CS cases. It shall be computed the same as outlined in this section.

73030.18.2.24 Subsequent Changes on Computed CDC Form 678/678-A

From time to time a CDC Form 678/CDC Form 678-A will need to be changed for various reasons. The CDC Form is an official document, and if changes are necessary, a new form shall be prepared.

Upon receipt of court ordered pre-confinement credits received after the BPT has signed the form, it is necessary to re-compute the DSL dates on a new CDC Form 678. Indicate "Refer to signed CDC Form 678 dated _____" on the new form, attach to corrected copy and file in permanent addenda.

- Should the application of such credit change the base term, return the case to the BPT for re-review and signature.
- The new CDC Form 678 is to be labeled "recalculated" above the CCRM signature block.

Whenever the controlling release date changes, that change will need to be reflected on the "Controlling Release Date _____" line.

Additionally, the "(as of _____)" will be recorded as of the date the change is made.

When the CDC Form 678 is found to have an error, a new form shall be prepared and marked "corrected copy" above the CCRM signature block.

- Send a copy to the inmate.
- Amend the information in OBIS to reflect the change(s).

If the BPT takes an action that changes the ISL data on the CDC Form 678, it is necessary to update the original CDC Form 678. When updating the ISL data, change the "as of _____" date to the date the change is made. If the controlling release date changes due to a BPT action, only the inmate needs to be given a copy of the updated CDC Form 678.

73030.18.2.25 CDC Form 678 Distribution

After the BPT signs the form, a photocopy shall go to OBIS and the inmate. The original shall be filed in the BPT Section of the C-file.

73030.19 Life Terms

Those terms for which the statutory maximum penalty is life in prison with the possibility of parole, terms for which the maximum is life and the minimum is 15 or 25 years and habitual offenders sentenced pursuant to PC 667.7 and PC 667.75 are calculated in this section.

73030.19.1 Parole Consideration

The BPT shall conduct hearings for consideration for parole of life prisoners pursuant to PC 5076.1 and PC 5076.2. Specialists shall schedule hearings based on calculations of minimum eligible parole dates.

73030.19.2 Good time/Work time Credit - Life Terms

Work time credit pursuant to PC 2933 shall be applied to reduce the minimum term of life prisoners sentenced only under PC 217.1(b) and habitual offenders sentenced under PC 667.7(a)(1) and PC 667.75.

Good time/work time credit pursuant only to PC 2931 shall be applied to reduce the minimum term of all other life prisoners on terms with 15 or 25 year minimums, except those convictions for second degree Murder where the victim was a peace officer (PC 190(b)).

Work time credit pursuant to PC 2933 shall apply to DSL enhancements and DSL consecutive cases on all life terms.

- Goodtime credit shall be administratively granted for time in custody after 7-1-77 on first degree Murder and Kidnap offenses committed prior to 11-8-78 if the commitment is subsequently ruled invalid and the inmate is recommitted on a lesser offense arising from the same case.

73030.19.3 "7-Year" Life Terms

Pursuant to PC 3046, persons sentenced to life terms with the possibility of parole must serve at least seven calendar years without benefit of good time. The MEPD for these cases is calculated by adding seven years to the life term start date and subtracting pre-prison credit ordered by the court and post-sentence credit.

- The initial Parole Consideration Hearing (PCH) will be scheduled 13 months prior to the MEPD (BPT 2268).
- If parole is denied at the initial PCH, a Subsequent Parole Hearing will be scheduled annually thereafter, or as determined by the BPT pursuant to PC 3041.5, until parole is granted (a parole date is set).
- Following any hearing at which parole is granted, Progress Hearings will be scheduled as specified in BPT 2269.

73030.19.4 Computation of MEPD 15 and 25 to Life Terms

Life term only

If the life term is the only commitment offense and has no DSL enhancements or DSL consecutive cases, calculate the MEPD as follows:

- Add the minimum term to the date received into the Department (the term start date).
- Subtract presentence and postsentence credit.
- Determine the number of days eligible for goodtime credit by subtracting the received date from the date obtained after application of preprison credit and adding postsentence credit.
- Divide the result by three (fractions shall be increased to the next whole number).
- Subtract the total goodtime from the date obtained after application of preprison credit. The resulting date is the minimum eligible parole date.

Life Terms With DSL Enhancements/DSL CS Cases

If the life term has DSL enhancements or a consecutive DSL term(s) with the same received date as specified in PC 669, the enhancements/CS term(s)

must be served before the life term. Calculate the DSL enhancement/term(s) to determine the life term start date for the purpose of scheduling a documentation hearing on the life term.

Calculate the MEPD in these steps:

- Calculate the DSL release date on the DSL enhancement(s)/CS Case(s) in the normal manner, applying appropriate goodtime/worktime credit.
- Using the resulting DSL release date as the term start date for the life case, calculate the MEPD by proceeding with the steps previously described for the life term only computation.

If the life term has a consecutive post-imprisonment offense(s), the life term will not be interrupted and the DSL case shall be served consecutively to the life term. In re Thompson, 172 Cal. App. 3d 256, 218 Cal. Rptr. 192 (11-8-85).

Concurrent Non-Life Terms

Non-life terms concurrent to life terms shall be computed on a CDC Form 679.

73030.19.5 BPT Hearings - 15 and 25 Year Minimums

A BPT Documentation Hearing will be scheduled for prisoners serving life terms with 15 or 25 year minimums three years after the life term starts, and subsequently at three year intervals until the initial Parole Consideration Hearing (BPT 2269.1). Initial, subsequent and progress parole consideration hearings will be scheduled as outlined in DOM 73010.6.6.3.

73030.19.6 Life Terms Legal Status CDC Form 188-C

A Legal Status Summary, CDC Form 188-C, will be manually prepared by the LPU on all life cases as described in DOM 73010.6.

73030.19.7 Life Term Time Collection

Time collection data on life terms will be entered in OBIS in the same manner as for DSL cases for use in the manual calculation of minimum eligible parole dates.

73030.19.8 Disciplinary Actions and Life Terms

Completed disciplinary reports received by inmates serving life terms will be forwarded by custody staff for screening by C&PR to determine whether referral to the BPT will be required.

- If a parole date had previously been granted by the BPT, the disciplinary will be reported to the BPT who will determine whether to initiate rescission proceeding which may result in postponement or rescission of the release date (BPT 2451).

Completed disciplinary reports with credit losses on credit eligible life cases will be forwarded to case records staff who will re-compute the MEPD and reschedule hearing dates based on the recalculation.

- If a documentation hearing preceded the disciplinary action, only the initial parole consideration hearing date will be changed.

73030.20 Posting The Chronological History CDC Form 112

All entries on the CDC Form 112 will be dated in the left-hand column.

Entries of any legal status change, BPT decisions, BPT hearing dates, or classification actions effecting a change in release dates will be entered and briefly described in the "Chronological Listings" column.

The number of days forfeited or restored and any dead/at-large time will be entered in the appropriate column.

Release dates, minimum eligible dates, discharge dates, maximum revocation dates, and discharge review dates will be posted in the right-hand column.

- Release dates/minimum eligible release dates: EPRD, MIN DSL, ISL PD, RRD, PRRD, MEPD.
- Maximum revocation dates: MRRD.
- Discharge dates: DD, CDD, PCDD.
- Discharge review dates: DRD.

All entries on the CDC Form 112 will be posted in black ink with the exception of the MEPD, which will be posted in pencil. See DOM 72040 and 72060 for instructions on other postings.

73030.21 Revisions

Revised June 16, 1995

The Deputy Director, Institutions Division, is responsible to prepare revisions and ensure that this section is current.

73030.22 References

Revised June 16, 1995

CCR (15)

California Rules of Court.

PC §§ 667; 1203.03; 3001; 5076.2; 667.5; 1213; 3022; 12022; 667.51; 1213.5; 2023; 12022.1; 667.7; 1216; 3024; 12022.2; 969; 2635.1; 3041; 12022.3; 1158; 2900; 3041.5; 12022.4; 1168; 2900.1; 3042; 12022.5; 1170; 2900.5; 3046; 12022.6; 1170.1; 2931; 3049; 12022.7; 1170.15; 2932; 3056; 12022.75; 1170.2; 2933; 3057; 12022.9; 1202; 2934; 4019; 1203.01; 3000; 5076.1

W&I §§ 1782 and 3200.

H&SC §§ 11350; 11370.2; 11351; 11370.4; 11352; 11370.8; and 11356.5

Case Laws:

In re Cowan (27 Cal App 2d 637, 166 Cal App 2d 279 (1946)).

In re Byrnes (32 Cal App 2d 685 (1948)).

In re Pearce (40 Cal App 3d 399 (1974)).

In re Rodriguez (14 Cal App 3d 639 (1975)).

In re Sosa (102 Cal App 3d 1002 (1980)).

People v Montalvo (2 Crim 38558 (1982)).

In re Thompson (172 Cal. App. 3d 256, 218 Cal. Rptr. (1985)).

People v Fritz (40 Cal App 3d 277 (1986)).

People v Mitchell (244 Cal Rpt 803 (1988)).

In re Rojas (23 Cal App 3d 152).

AG's Opinions: AG 86-1102 on life terms eligible for PC § 2933 credit.

ARTICLE 13 — COURT DECISIONS, ORDERS, AND RELEASES

Revised March 16, 1995

73040.1 Policy

Court decisions and court orders shall be processed in a uniform manner to ensure proper disposition.

73040.2 Purpose

This section sets forth uniform procedures for handling and processing court orders and court decisions.

73040.3 Decisions and Orders/General

Unless otherwise stated in the opinion or order, decisions of the District Courts of Appeal in criminal matters are final 60 days after filed. Decisions of the Supreme Court are final 30 days after filed unless further appeal or rehearing is in process.

A copy of unpublished Appellate or Supreme Court opinions received in headquarters, shall be reviewed by a Correctional Case Records Administrator and forwarded to the facility or parole region where the inmate/parolee is located for appropriate disposition and/or follow-up with the trial court at such time as the opinion is final.

Published opinions become case law and shall be evaluated, and instructions issued by an Administrative Bulletin, revision to this manual or regulation change if applicable.

A decision that reverses a "judgment" on appeal is remitted to the superior court on the date the decision becomes final.

A reversal of "judgment" on appeal is deemed an order for new trial, unless otherwise directed [reference: PC 1262]. The case will usually be brought to trial within 60 days after the reversal is final (PC 1382).

Removal from departmental custody by the sheriff after reversal on appeal does not act as a discharge from departmental records until confirmation from the court or AG's Office is received.

If a defendant is on parole, departmental jurisdiction ceases on the date the decision of reversal is final. See the DOM 71020.3 for issuance of a new registry number if the defendant is returned from court. The old departmental registry numbers can be reactivated upon approval of the Chief, Case Records Services.

A judgment may be reversed in whole or in part and the order of reversal may include specific instructions to the trial court. Judgments may be affirmed and the matter remanded for the limited purpose of re-sentencing. In those instances where a person is removed from departmental custody and the court orders and/or Appellate Court opinion reflects that the judgment is affirmed but the sentence is reversed for the limited purpose of re-sentencing, the case will remain under departmental jurisdiction as out-to-court (OTC).

CCRM shall contact the trial court every 30 days to determine the status of the case if the defendant has not been returned to departmental custody.

The Appellate Court may modify a judgment in which a count(s) is ordered stricken per PC 654 or an improper penalty or enhancement has been applied to a term.

In these instances, where a trial court can do nothing about the sentence as modified by the Appellate Court, the legal status shall be changed in accordance with the opinion upon receipt of a certified copy of the remittitur from the Appellate Court.

73040.4 Habeas Corpus

An order in Habeas Corpus proceedings may vacate the judgment in whole or in part or grant other relief including discharge from custody.

Where removal of a prisoner occurs for return to court pursuant to an order to reverse or vacate the judgment and/or sentence, this acts to discharge the case from departmental records.

Where the judgment and sentence remain valid, but the removal is pursuant to an order for further proceedings, time on the sentence continues to run and the case remains under departmental jurisdiction as OTC.

As provided in PC 2620, the order for removal shall recite the purpose for which the person is to be brought before the court. When this information is not included and there is not sufficient time or information on hand to resolve the question as to the purpose for removal, the prisoner shall be noted as "OTC for further proceedings."

The records can be corrected later when the purpose for removal has been conclusively determined.

Sources for such information include:

- The County Clerk.
- Clerk of the Appellate Court.
- DA.
- LAD.
- Chief, Correctional Case Records Services.
- The Deputy AG who handled the case at the appellate court level.

Superior Court

The Superior Court of the county where a facility is located has jurisdiction to consider petitions filed by inmates of that facility regardless of the commitment county. Resulting orders must be complied with when final.

These orders shall be immediately reviewed by the LAD to determine such questions as proper procedures or whether to appeal, etc.

Such actions would generally be confined to whether the inmate is illegally held, portions of the judgment are defective, or whether the Department administrative handling of the case is proper under law.

The case may be ordered back to the trial court for further proceedings to correct or modify the judgment.

Such actions are legally different in purpose and scope than the authority of the Appellate Courts to review and act on the validity of a judgment of a Superior Court.

Superior Court orders do not establish precedents or rules of general application but are limited in application to the specific case or issue ruled upon.

Differences and conflicts between Superior Courts in different counties have to be resolved by a higher court.

73040.5 Published Decisions

Published Appellate Court decisions are effective the date they become final and have the same application on all similar cases and circumstances. They only apply prospectively unless ordered in the decision or in subsequent related decisions to be applied retroactively.

Unpublished Appellate Court decisions apply only to the individual case considered.

73040.6 Court Orders

A Superior Court order shall be signed by a judge, bear the seal of the court, and be certified by the county clerk (two of the three requirements will suffice).

PC 2620, 2621, and 2625 specify that court orders must show the reason for release. When an order is received for an inmate to give testimony in a criminal proceeding, compliance is mandatory.

The order shall recite a specific date plus may recite, "at such other times as may be ordered by the said court"; and such persons may properly be released more than once on the same court order.

In *Payne v. Superior Court*, the California Supreme Court held that in certain circumstances an inmate should be released from prison to attend trials in civil matters. Facility administrators are authorized to grant temporary

community releases to appropriate inmates to appear in civil matters when the following conditions are met:

- The inmate must be eligible for an escorted release to the community.
- The inmate must be willing to accept such release.
- An order must be obtained from the court in substantially the following form as stated in PC 2625. Such an order shall be to the following effect:

County of _____. The people of the State of California to the Warden of _____. An order having been made this day by me that _____ be produced in this court as a party in the case of _____, you are commanded to deliver into the custody of _____ for the purpose of (recite purposes). Dated this _____ day of _____, 19 ____.

The order shall also require the sheriff to pick up and return the inmate within 72 hours.

State Supreme Court or Appellate Court orders must bear the seal of the court and certification by the clerk of said court.

73040.7 Referrals to the AG's Office

Any referrals that may require advice, review, or representation by the AG shall be forwarded to the Supervising Deputy, Criminal Law Section, of the appropriate office as indicated:

- Sacramento, Assistant AG:
 - Alpine.
 - Madera.
 - Shasta.
 - Amador.
 - Mariposa.
 - Sierra.
 - Butte.
 - Merced.
 - Siskiyou.
 - Calaveras.
 - Modoc.
 - Stanislaus.
 - Colusa.
 - Mono.
 - Sutter.
 - El Dorado.
 - Nevada.
 - Tehama.
 - Fresno.
 - Placer.
 - Trinity.
 - Glenn.
 - Plumas.
 - Tulare.
 - Kern.
 - Sacramento.
 - Tuolumne.
 - King.
 - San Joaquin.
 - Yolo.
 - Lassen.
 - San Luis Obispo.
 - Yuba.
- San Francisco, Assistant AG:
 - Alameda.
 - Mendocino.
 - San Mateo.
 - Contra Costa.
 - Monterey.
 - Santa Clara.

- Del Norte.
- Napa.
- Santa Cruz.
- Humboldt.
- San Benito.
- Solano.
- Lake.
- San Francisco.
- Sonoma.
- Marin.
- Los Angeles, Assistant AG:
 - Los Angeles.
 - Santa Barbara.
 - Ventura.
- San Diego, Assistant AG:
 - Imperial.
 - Inyo.
 - Orange.
 - Riverside.
 - San Bernardino.
 - San Diego.

The letter shall contain a thorough explanation of the referral with copies of the documents questioned.

73040.8 Suspension of Judgment

An inmate may be released to the custody of the sheriff pending appeal on a court order granting a writ of supersedes or a stay of execution of judgment.

The inmate shall be released to the custody of the sheriff pursuant to PC 1245 and discharged from departmental records upon presentation of the Superior Court order granting a stay or a certificate specified in PC 1243.

73040.9 Release on Bail

All court orders for the release of an inmate on bail received from an individual other than a deputy sheriff, or bail bond orders received by mail, shall be confirmed before the inmate is released by contacting the clerk of the issuing court.

Court orders releasing an inmate on bail pending appeal serve as a suspension of judgment. The release shall not be recorded as a discharge on departmental records.

When an inmate is released on bail pending appeal, the CCRM shall contact the Superior Court of the committing county on a semiannual basis to determine the status of the case.

If a copy of an Appellate or Supreme Court opinion is received, which specifies that the judgment is reversed and is final, the CCRM shall discharge the case. CDC Form 112 posting shall reflect, "subject discharged by Appellate (Supreme) Court decision reversing judgment while free on bail."

If an inmate is returned to departmental custody subsequent to posting bail pending appeal, the period of time the inmate was released on bail shall be dead time on departmental records.

73040.10 Removal Orders Under PC 1170(D)

Upon receipt of a removal order pursuant to PC 1170(d), the inmate shall be discharged only if the removal order specifies that the judgment (commitment) is vacated or recalled.

When the removal order does not specify that the commitment is recalled, the CDC Form 112 shall be recorded as "OTC for further proceedings." The CCRM shall maintain contact with the courts and secure a copy of the court order that provides the final disposition of the case. A subsequent court order placing the defendant on probation shall be recorded as a discharge on departmental records retroactively to the date the inmate was released to the custody of the sheriff.

73040.11 Release on Habeas Corpus

Inmates may be released from a facility for hearing on a Writ of Habeas Corpus.

An order granting a Writ of Habeas Corpus and ordering discharge from custody serves to release an inmate from custody.

The AG has 60 days to file an appeal; if not appealed, the inmate may be released at once on discharge.

In the event a release order is received, the CCRM shall contact the AG's Office to determine if an appeal is to be filed. If so, the AG will be requested to file immediately to stay the release order.

On State Supreme Court or Appellate Court orders for appearance at a referee hearing on a Writ of Habeas Corpus, the Warden is directed to produce the inmate.

Any order for the return of an inmate to the county of commitment resulting in the discharge of the inmate must be executed by the sheriff.

Departmental records shall reflect a "discharge" on the commitment effective the date the sheriff assumed custody.

73040.12 Release Under PC 2625

When an action is pending in a Superior Court in which an inmate's parental or marital rights are subject to adjudication, the Superior Court may issue an order for the production of the inmate as specified in PC 2625.

A copy of the order shall be transmitted to the Warden of the facility where the inmate is confined 48 hours before the order is to be executed. The order shall be executed by the sheriff of the county in which the order was issued.

An order for such a release must be signed by a Superior Court justice.

When a court order is received it is to be presented to the inmate by the appropriate facility personnel. If the court order includes a waiver section, the inmate must sign if they choose to waive their appearance. When an inmate refuses to sign but clearly indicates they are waiving their appearance, the facility personnel shall fill out the "Acknowledgement of Refusal to Appear" section of the court order. Two copies of the court order are made; one for retention in the inmate's C-File and one for the inmate. The original order shall be returned by mail or FAX to the court.

If the court order does not include a waiver section or if a notice of proceedings and request for removal for out-to-court are made by telephone and the inmate refuses to appear a CDC Form 1750, Waiver of Court Appearance Form, shall be completed. Case records staff shall mail or FAX the top copy of the completed CDC Form 1750 and court order, if provided, to the court. The second copy shall be filed in the inmate's C-File and the third copy forwarded to the inmate. A telephone call to the sheriff to advise the inmate has waived their appearance shall be made in those cases with close pick-up dates.

73040.13 Municipal and Justice Court Appearance

Inmates may be released by the order of a municipal or justice court to appear as a witness in a case that involves an offense which is triable only in a municipal or justice court.

An inmate may also properly be released under PC 1567 with a proper order from a municipal or justice court for further court action if they were previously tried for a misdemeanor but failed to appear for their probation/sentencing hearing.

73040.14 Federal Writ Ad Prosequendum

Federal Writ of Habeas Corpus Ad Prosequendum orders may recite a specific date plus "at such other times as may be ordered by the said court"; and such inmates may properly be released more than once on the same court order.

73040.14.1 Federal Writ Ad Testificandum

A federal Writ of Habeas Corpus Ad Testificandum directs the release of an inmate to the temporary custody of the U.S. Marshal to testify as a witness in a criminal matter, at a civil court proceeding, or non-judicial matter such as a legislative committee hearing.

- When a federal Writ of Habeas Corpus is received, the Writ shall be reviewed carefully, as it is at the discretion of the federal judge as to whether the U.S. Marshal shall provide any of the transportation. In some orders, the responsibility of the Department to transport may be only to jail, in others, it may be to the courthouse. The U.S. Marshal shall be responsible for the inmate while they are in the federal courthouse or local jail. If the judge does not exercise their discretion to order the transportation and costs shared, then the Department shall incur the total costs and responsibility of transporting.

73040.14.2 Federal Writ Civil Case

If a federal Writ of Habeas Corpus orders an inmate into court in a civil case, the Department shall transport the inmate to court, keeping a record of all costs incurred. The facility's business manager shall send a bill to the person who requested the inmate's appearance.

73040.14.3 Federal Court Jurisdictions Validity of Orders

The writ may be honored only when served on a facility within the issuing court's territorial jurisdiction directing the production of the inmate within that territorial jurisdiction.

When an order that extends outside the territorial jurisdiction of the issuing court is served, the matter shall be referred to the LAD for consultation with the Attorney General's staff prior to honoring the writ.

Federal court orders shall bear the seal of the court and certification by the clerk of the court.

73040.14.4 Transportation and Release

Inmates released to the custody of the U.S. Marshal or a Deputy Marshal are transported by the U.S. Marshal at no expense to the State.

The Department shall transport inmates in all federal civil rights cases.

Periodically the U.S. Marshal's office or a sheriff's office may request that an inmate be released without service of the court order to the releasing facility.

- These are normally in instances when a transporting agent is in the area of a facility but the court order is in the marshal's or sheriff's office some distance away.

Such releases are to be authorized by the Chief, Correctional Case Records Services. Telephone approval may be given after it has been ascertained that a valid court order does exist and shall be confirmed by FAX.

73040.15 Witness in Out-of-State Criminal Cases

An out-of-state release as a witness in a criminal case is authorized per PC 1324 through 1334.6.

- The out-of-state certificate or subpoena is delivered to the Superior Court in the county in which the offender's facility is located. The Superior Court may issue a release order per PC 2621 authorizing the offender's release to the local sheriff. The offender shall be returned to the facility with no expense to the State.

73040.16 Trial on Criminal Charges in Other States

The release of an inmate to an agent of another state for trial or pending criminal charges is authorized under the Interstate Agreement on Detainers, as specified in PC 1389.

Release of an inmate to an agent of another state for trial on pending criminal charges is authorized upon receipt of an executive agreement between the Governor of California and the Governor of the other state pursuant to PC 1549.

73040.17 Follow-Up for OTC Inmates

A tickler file shall be established and maintained for each inmate on OTC status.

The court shall be contacted at least every 60 days to ascertain the inmate's status. The information developed by the contact shall be recorded in the tickler file.

If the court orders the inmate released from custody while OTC, the necessary certified court documents shall be obtained immediately.

Upon receipt of these documents, appropriate entries shall be made on the Offender Basic Information Service, the CDC Form 112, and CDC Form 144, Control Card.

If an inmate is returned from OTC, case records staff shall contact the court as necessary, ascertain case disposition, and obtain required certified documents.

The inmate's tickler file shall be purged after completion of the OTC status.

73040.18 Revisions

The Deputy Director, Institutions Division, or designee shall be responsible for ensuring that the contents of this section are kept current and accurate.

73040.19 References

PC §§ 654, 1170(d), 1243, 1245, 1262, 1324 - 1334.6, 1382, 1389, 1549, 2620, 2621, and 2625.

Payne v. Superior Court.

DOM § 71020.

ARTICLE 14 — RELEASING AUTHORITIES

Revised February 23, 1995

74010.1 Policy

The Department shall cooperate and communicate with, and provide necessary services to the BPT (BPT, Board) and the NAEA .

74010.2 Purpose

This section sets forth the responsibilities of the BPT and NAEA and the procedures for communication to and from the boards.

74010.3 Authority - BPT

The BPT consists of nine commissioners appointed by the Governor, with advice and consent of the Senate.

By statute and practice there is a cooperative relationship between The Director and the BPT. Each is empowered to advise and make recommendations to the other on specific policies and procedures relating to the duties of the other.

BPT Functions

The function of the BPT consists of term decisions, parole releases, parole supervision, (delegated to the Department) parole revocation, and executive clemency.

Deputy Commissioner Functions

The BPT employs deputy commissioners, to whom it assigns appropriate functions not restricted by law; only to commissioners of the BPT.

Such functions include but are not limited to:

- Determine PC 1170.2(a) sentence for ISL prisoners;
- Conducting the initial disparate sentence review screening;
- Conducting documentation hearings and making recommendations;
- Requesting that a life, non-life PC 1168 or ISL prisoner be transferred for diagnosis and treatment;
- Reviewing the Department's denial of time credits;
- Waiving parole and reconsidering the length and conditions of parole;
- Suspending parole;
- Conducting rescission hearing on life prisoner, revocation and revocation extension hearings [CCR (15)(2)].

74010.4 NAEA

Functions

The NAEA consists of seven members appointed by the Governor, with advice and consent of the Senate.

The NAEA is responsible for granting release of residents, establishing conditions and terms of release and returning the releasees from outpatient status/parole.

74010.5 Policy

Wardens and designated staff within institutions or Headquarters shall communicate with the BPT or the NAEA about problems or scheduling as they affect areas of operations or institutions.

74010.6 Correspondence Addressed to BPT/NAEA

Letters requesting information and addressed to BPT in an institution shall be answered using the BPT letterhead and shall include the signature line of the board; countersigned by the C&PR of the institution, followed by the name, address, and telephone number of the institution.

Letters addressed to the NAEA shall be forwarded to the Administrative Officer of the Board for response.

Correspondence received at an institution regarding term-fixing and/or parole granting functions of the Board, which is addressed to other than the Board officials, shall be referred to the C&PR for reply.

Communications received by the BPT concerning parolees are screened by the Executive Officer of the Board. The Executive Officer shall be responsible for the response.

Correspondence pertaining to inmates in reception centers and addressed to the BPT shall be answered over the signature of the AW in charge of the reception center.

The appropriate Board letterhead shall be used for such correspondence if the request for information concerns a board's action or function. The name, address, and public telephone number of the institution where the reception center is located shall follow the signature.

All correspondence addressed to institutions which concerns policies and overall functions of a paroling board shall be referred to the appropriate board's headquarters office for reply.

74010.7 BPT Rules

The rules and policies of the BPT are contained in the CCR (15) (2).

To ensure that the inmate population has knowledge of the rules and regulations of the Board, responsibility for the receipt, storage, accountability and distribution is assigned to the institution's C&PR.

All inquiries relating to the BPT rules shall be made through the designated C&PR to the Chief Deputy Commissioner or to the Chief Legal Counsel, BPT.

Prior to the bulk shipment of the board rules the legal counsel of the BPT shall send a notice to the designated C&PR advising of the pending arrival.

Assigned staff shall provide prompt distribution of notices of intent, to change the rules, hold public hearings, etc.

A copy of current BPT rules and any revision thereto shall be sent to the inmate law library or libraries for inmate review.

Parole Regional Administrators shall distribute the Board rules to staff and parolees of their respective region.

74010.8 NAEA Rules

The rules and policies of the NAEA are found in the CCR (15) (5).

In addition, the NAEA prepares Administrative Directives that govern NAEA policy. These directives are published from time to time as policy changes.

The distribution of NAEA rules is made by the administrative office of the NAEA.

Inquiries concerning NAEA rules should be directed to the administrative office of the NAEA.

74010.9 BPT/NAEA Rules Proposed Changes

Notice of proposed changes in the rules of the BPT or the NAEA shall be submitted to the Board liaison person in Headquarters for review and dissemination to affected institutions and parole regions on policy matters.

Wardens and RPAs shall submit their responses to such proposed changes to the Director through the appropriate Deputy Director.

After review at the Deputy Director's level, and with any significant comment or suggestions, the administrator's response(s) shall then be referred to the Headquarters staff member designated as the Department's liaison officer for the Board.

The liaison officer shall prepare a letter requesting changes or modification of proposed rules, directed to the Board chairman, for the Director's signature.

A copy of the Director's letter shall be routed to the Regulation and Policy Management Section. Headquarters staff who receive notices of proposed changes in the rules of a paroling board are expected to review the proposal(s) and submit any comments to the liaison officer for consideration.

Nothing in this section is intended to prevent any employee of the Department from submitting their personal comments, suggestions, or arguments directly to the BPT or NAEA in response to the Board's public notice of intent to change its rules.

74010.10 Executive Officer BPT/ Administrative Officer NAEA

The BPT Executive Officer is the official custodian of records relating to the BPT and as such is empowered under statutory provisions to attest and certify all actions and documents.

The NAEA Administrative Officer is the official custodian of records relating to the NAEA.

74010.11 Institutional Recording/General Considerations

Institutional recording is a continuance of the reception center study and provides additional information for management and evaluation of each inmate.

Setting of release dates and the length of time an offender may serve can be influenced by institutional reports when an individual has been received under the ISL or the Determinate Sentence Law (DSL). Staff shall ensure that the information reported is accurate and that only relevant facts are reported.

Reports shall be objective and unemotional.

74010.12 Objectives of Institutional Recordings

There are three main objectives for institutional recordings:

- To present a summarized statement of essential information indicating adjustments and accomplishments which can be used to make classification and management decisions.
- To provide the BPT with information needed for release and other BPT decisions.
- To provide information required for prerelease and release processes.

The reports prepared by the institution become a permanent part of the Cumulative Case Summary.

74010.13 Revisions

The Deputy Director, Institutions Division, or designee shall ensure that the contents of this section are current and accurate.

74010.14 References

CCR (15) (2).

CCR (15) (5).

ARTICLE 15 — UNASSIGNED

ARTICLE 16 — SCHEDULING APPEARANCES

Effective October 2, 1989

74030.1 Policy

BPT hearings shall be scheduled pursuant to BPT regulations.

74030.2 Purpose

This section sets forth procedures for scheduling hearings as mandated by the BPT.

74030.3 Individual Case Decisions

The Chairperson of the BPT shall assign commissioners or deputy commissioners to make individual case decisions. A hearing panel is comprised of one or more (usually three) of these members.

74030.4 Institution Hearing Decisions

The BPT will make individual case decisions affecting release or parole and postponement or rescission of parole release dates at hearings conducted at the institutions. The Board may also hold hearings on Department denial of good time/work time credit (BPT Rule 2120).

Other matters which do not require a hearing, including reviewing the case of an inmate who does not participate in a program recommended by the BPT, shall be placed on the Miscellaneous Proceedings Calendar for review by the BPT when a panel convenes for a regularly scheduled hearings at an institution.

74030.5 BPT Headquarters Decisions

Individual case decisions regarding disparate sentence review and review of inmate or parolee behavior to determine the need to order the scheduling of postponement, rescission, revocation or revocation extension hearings, shall be made by the BPT at the Headquarters Calendar.

74030.6 Community Decisions

Individual case decisions regarding revocation of parole shall be made by the BPT at hearings normally conducted in the community near where the alleged violation occurred.

74030.7 Official Decisions Individual Cases

If two of the three BPT members on a life parole consideration hearing panel agree to grant or deny a parole date, that is "a proposed decision".

Any proposed decision setting or denying a parole date for a life prisoner shall become effective 60 days after the decision unless the provisions of BPT Rule 2041 occur (BPT 2043).

All other decisions shall become effective 15 days after signed by the panel member(s) making the decision unless the order states a different effective date for the decision (BPT 2043).

74030.8 En Banc Meeting of the Board

When one member on a hearing panel dissents from a decision setting or denying a parole date, at the time of the decision, that the full BPT meet to consider the case.

Such a request shall be reviewed by the full Board within 45 days of the hearing at which the dissenting decision occurred.

The case shall be referred to the Executive Officer or Chief Deputy Commissioner of the BPT for any preparation that is necessary prior to the En Banc meeting (BPT 2044).

The majority opinion at the En Banc meeting will determine whether the original decision remains in effect. If the full BPT disagrees with the hearing panel's majority opinion, they shall order a new hearing, the result of which will become the decision in the case.

74030.9 Decision Review Committee

The BPT decision review committee is composed of three commissioners designated by the Chairperson or Vice-Chairperson.

The committee shall review cases to assure complete, accurate, consistent and uniform decisions.

The review committee is authorized to order a new hearing or to make any decision that does not require a hearing (BPT 2042).

74030.10 Initial Parole Hearing

At an initial parole consideration hearing an inmate shall be considered for parole for the first time.

The hearing panel shall first determine whether the inmate is suitable for parole.

If the inmate is found unsuitable, parole shall be denied, and a written statement of the specific factual reasons for the denial shall be given to the inmate.

The hearing panel may recommend to the inmate certain steps that may be undertaken to enhance the possibility of a grant of parole at a future hearing.

If an inmate is found suitable for parole, a tentative parole date shall be set.

74030.10.1 Initial Parole Hearing - ISL Cases

The Initial Parole Consideration Hearing for a non-life ISL case shall be scheduled pursuant to BPT 2304 as follows:

- Within 120 days of reception if the Minimum Eligible Parole Date (MEPD) is within 120 days.
- One month prior to the MEPD if the MEPD is more than 120 days after reception.

The Initial Parole Consideration Hearing for non-life PC 1168 inmates shall be no later than 60 days after reception (BPT 2271). These hearings are conducted by a panel consisting of two deputy commissioners.

74030.10.2 Initial Parole Hearing - Life Cases

The Initial Parole Consideration Hearing for life cases shall be held during the 13th month prior to the prisoner's MEPD.

- The MEPD for inmates with 15- and 25-to-life terms may change depending on credit earned or lost.

Any changes in an inmate's MEPD, which occur within six months of the scheduled hearing date, shall not change the scheduled hearing date.

74030.11 Subsequent Parole Hearings

An inmate who was previously denied parole shall be reconsidered for parole in the same manner as at the Initial Parole Hearing. The hearing panel shall consider the information developed since the last hearing.

This hearing shall be scheduled as provided by PC 3041.5 and may be 12, 24, or 36 months after the most recent hearing as determined by the BPT.

If the inmate has a confirmed Determinate Sentencing Law (DSL) release date within 60 days of a scheduled Indeterminate Sentencing Law (ISL) hearing, the parole hearing shall be cancelled and the inmate will be released on the DSL date.

74030.12 Progress Hearings Non-Life Cases

Following any parole consideration hearing at which parole has been granted, progress hearings will be scheduled.

- During the fourth month prior to the parole date if parole date is between 10 and 14 months from the date of the last parole consideration hearing.
- On the twelfth month after the hearing at which a parole date was set if the parole date is 15 months or more from the date of the last parole consideration hearing.
- Any time department staff feels an earlier parole date would be appropriate. Staff shall refer the case to the C&PR to place the case on the institutional Miscellaneous Proceeding Calendar with documentation of the reasons for requesting the progress hearing. The Board may deny the department request or may order a Progress Hearing scheduled.

If the parole date is within 9 months from the date of the last parole consideration hearing, no progress hearing shall be scheduled.

A Progress Hearing shall not be scheduled for an inmate with an ISL parole date which is later than a confirmed DSL date if the maximum advancement that could be granted at the progress hearing (four months per year) plus a 60-day advancement would not result in advancing the ISL parole date to a date earlier than the DSL date (BPT 2305).

74030.12.1 Progress Hearings - Life Cases

Following any parole consideration hearing, on a life case, at which parole has been granted:

- If the parole date is less than 10 months from the date of the last parole consideration hearing, no Progress Hearing shall be scheduled.
- If the parole date is between 10 and 14 months from the date of the last parole consideration hearing, a Progress Hearing shall be scheduled during the sixth month after the parole hearing.
- If the parole date is between 14 and 18 months from the date of the last parole consideration hearing, a Progress Hearing shall be scheduled during the ninth month after the parole consideration hearing.

- If the parole date is between 18 and 26 months from the date of the last parole consideration hearing, a Progress Hearing shall be scheduled during the twelfth month after the parole consideration hearing.
- If the parole date is between 26 and 34 months from the date of the last parole consideration hearing, a Progress Hearing shall be scheduled during the eighteenth month after the parole consideration hearing.
- If the parole date is between 34 and 50 months from the date of the last parole consideration hearing, a Progress Hearing shall be scheduled during the twenty-fourth month after the parole consideration hearing.
- If the parole date is 50 months or more from the date of the last parole consideration hearing, a Progress Hearing shall be scheduled during the thirty-sixth month after the parole consideration hearing.

Any time department or board staff believes an earlier parole date would be appropriate the case may be placed on the Miscellaneous Proceedings Calendar with documentation of the reasons for requesting a Progress Hearing. The Board may deny the request or order a Progress Hearing scheduled (BPT 2269).

74030.13 Initial/Subsequent Hearings New Criminal or Disciplinary Charges - Life Cases

A life inmate with new criminal or disciplinary charges pending prior to an Initial or Subsequent Parole Hearing shall be scheduled for that hearing. If it is determined during the course of the hearing that a decision cannot be made because of the pending charges, the hearing panel shall discontinue the hearing (BPT 2272).

Department staff shall then place the case on the Miscellaneous Proceedings Calendar every 90 days from the date of the originally scheduled hearing and include a report of the status on the case. Following conclusion of the criminal or disciplinary charges, the case shall be scheduled for the next regular calendar.

74030.13.1 Non-Life Cases

A non-life or PC 1168 inmate with new criminal or disciplinary charges pending immediately prior to a scheduled hearing shall be removed from the calendar (BPT 2307).

Department staff shall place the case on the Miscellaneous Proceeding Calendar every 90 days from the date of the originally scheduled hearing and include a report of the status on the case.

Following conclusion of the criminal or disciplinary charges, the case shall be scheduled for the next regular calendar.

74030.14 Progress Hearings New Criminal or Disciplinary Charges

Staff shall postpone the Progress Hearing of any inmate who has new criminal or serious disciplinary charges pending immediately prior to a regularly scheduled hearing.

Department staff shall place the case on the Miscellaneous Proceedings Calendar every 90 days from the date of the originally scheduled hearing and include a report of the status of the case.

Following conclusion of the criminal or disciplinary charges, the case shall be scheduled for the next regular calendar.

74030.15 Hearings For Prisoners With Changes in Legal Status

Changes in legal status include:

- A final court decision altering the inmate's commitment status.
- Modification of the judgment or Abstract of Judgement.
- New commitments.

Before an Initial ISL Parole Hearings, if an inmate's legal status changes, the change in legal status shall be considered at the initial parole hearing as regularly scheduled after considering the change in legal status.

If an inmate's legal status changes after an Initial ISL Parole Hearing, staff shall immediately schedule the prisoner for a progress or subsequent ISL parole hearing as appropriate.

74030.16 Postponement or Rescission of Release

The ISL parole date of an Indeterminate Sentence Law inmate or the parole date of a life or non-life PC 1168 inmate may be postponed or rescinded for good cause at a rescission hearing.

Rescission proceedings refer to any proceedings that may result in the postponement or rescission of a release date.

The C&PR shall report to the BPT Headquarters Calendar, any conduct that may result in rescission proceedings. The BPT shall determine whether to initiate rescission proceedings.

Conduct that must be reported to the BPT includes:

- Assault with a weapon.
- Escape.
- Physically assaultive Behavior.
- Possession of a weapon without permission.
- Possession of controlled substances without a prescription.
- Attempt to escape.
- Urging others by words or acts, with the intent to cause a riot, at a time and place under circumstances which produce and present an immediate danger of a riot which results in acts of force or violence.
- Active participation in a riot that results in acts of force or violence.
- Intentional destruction of state property valued in excess of \$50.00.
- Falsification of a significant record or document.
- Possession of escape tools without permission.
- Manufacture or sale of intoxicants.
- Unauthorized possession or use of alcoholic beverages or any substance which, when inhaled, ingested or breathed, can cause a person to be under the influence of or intoxicated from such substance.
- Urging others by words or acts, with the intent to precipitate a riot, at a time and place under circumstances which present a clear and present and immediate danger of a riot.
- Any inmate whose mental state deteriorates to the point that there is a substantial likelihood that the inmate would pose a danger to himself or others when released and who is within 90 days of release.
- Any new information which indicates that parole should not occur.
- An inability to meet a special condition of parole, such as failure of another state to approve an interstate parole.
- Information significant to original grant of parole was fraudulently withheld from the Board.
- Fundamental errors occurred resulting in the improvident granting of a parole date.

If an inmate with a previously established parole date (life, ISL, non-life PC 1168) receives a new commitment to state prison, the parole date shall be rescinded; no hearing or other BPT action is required.

The inmate may appeal the rescission only on the grounds that he/she is not the person sentenced to state prison by the new judgment.

The CCRM, when processing the new commitment, shall post an entry onto the CDC Form 112, Chronological History Page, indicating the parole date has been rescinded.

The CDC Form 112 posting shall read:

"(Indicate date of posting) Parole date of (indicate date of parole) rescinded per BPT Rule (indicate applicable BPT Rule number)".

- BPT Rule 2273 will be cited in the case of life prisoners; and
- BPT Rule 2308 for ISL and non-life PC 1168 prisoners.

The inmate shall be scheduled for a new Parole Consideration Hearing.

- If the new commitment is for a determinate term, the Parole Consideration Hearing shall be conducted within 60 days of receipt of the new commitment.

74030.17 Procedures For Reporting Disciplinary Behavior To BPT

The C&PR shall report serious disciplinary behavior to the BPT Headquarters Calendar, for any life, non-life PC 1168 or ISL inmate, pursuant to BPT 2451.

All cases shall be reported to the BPT prior to the inmate's scheduled parole date.

- If a case has not been referred to the DA for prosecution, the case shall be reported within 15 days.

If the case has been referred to the DA for prosecution, the case shall not be reported to the BPT until:

- Within 15 days after the DA has refused to prosecute; or
- Within 15 days after the criminal prosecution has terminated; or
- The prisoner is within 60 days of his/her parole date.

The BPT, Headquarters Calendar, shall either note the report and take no action or shall order the matter scheduled for rescission proceedings.

The date and title of any reports relied on in making the decision shall be noted.

The decision shall be documented by the BPT, Headquarters Calendar, and a copy shall be sent to the institution.

74030.18 Pre-Rescission Hearing

If the inmate is scheduled to be released within 20 days, a criminal prosecution is pending, and the criminal prosecution will not terminate before the scheduled release date, department staff shall schedule a Pre-rescission Hearing. The inmate may waive the Pre-rescission Hearing.

An inmate who has had or has waived a Pre-rescission Hearing on any one charge that alone is sufficiently serious to postpone or rescind the release date is not entitled to a Pre-rescission Hearing on any other charges.

Pre-rescission Hearings should occur before the scheduled release date. Any delay beyond the scheduled release date must be authorized by the BPT, normally at the Headquarters Calendar.

74030.19 Scheduling Rescission Hearing

If no criminal prosecution is pending, the inmate shall be scheduled for a Rescission Hearing prior to the parole date or within 60 days of the incident or discovery of the information.

When a criminal prosecution is pending, a Rescission Hearing shall be scheduled within 60 days of the termination of the criminal prosecution.

The C&PR shall notify the BPT Headquarters Calendar anytime an inmate submits a written demand for a rescission hearing.

The BPT may order a hearing as appropriate.

The decision to order, or not to order, a hearing scheduled shall be documented and reported to the institution.

Each case shall be referred to the institutional hearing coordinator, with appropriate reports, who shall telephone the Headquarters Calendar to secure appropriate actions.

Such actions shall be recorded on a BPT form and forwarded immediately to the institution. All normal postings, duplicating and distribution shall be handled by the case records office staff.

74030.20 Extended Term Hearings PC 1170.2(B)

CCRM shall identify and recalculate an ISL term as if sentenced under the DSL. The case shall then be referred to the BPT Headquarters for determination of whether the case should be scheduled for an Extended Term Hearing.

Extended Term Hearings shall be heard within 120 days of reception by the department or the date the department received a new or amended abstract, or any court order which modifies the original commitment.

74030.21 Parole Hearing For Cases With ISL and DSL Terms

An inmate serving concurrent ISL and DSL terms shall be scheduled for an ISL parole consideration only if the minimum recalculated DSL release date on the ISL term is:

- Later than the release date on the DSL term, and earliest eligible release date (EERD). (See BPT 2310.)
- More than 60 days later than the MEPD on the ISL term.

An inmate serving consecutive ISL and DSL terms shall be scheduled for an ISL Parole Consideration Hearing only if the minimum DSL release date on the combined recalculated ISL and DSL term is:

- Later than the release date on the DSL term considered alone [as if it were concurrent (CC)], and
- More than 60 days later than the earliest eligible parole date computed by adding the ISL MEPD and the minimum DSL release date on the DSL term standing alone.

74030.22 Previously Calculated Retroactive Term

All legal status changes that might require a recomputation of a previously calculated retroactive term under PC 1170.2(a) or 1170.2(b)) shall be referred to a BPT panel for review and disposition.

Changes to retroactive PC 1170.2(a) or (b) terms include:

- Change in the base term for the base offense used in the calculation.
- Change in the enhancements on the principle offense used.
- Changes in consecutive (CS) offense or their enhancements used in the calculations.
- Additional commitments whether CC or CS.

Changes that do not affect retroactive term include:

- Certification or changes in PC 2900.5 credit or other such credit.
- Changes in CC terms which are not part of the previously approved PC 1170.2(a) recalculated term.

The legal status changes which may affect the term shall be set forth in the "facts" section of BPT Form 1135, Miscellaneous Decision.

The Recommendation Section shall contain the recommended action.

The BPT Form 1135 and related material shall be presented to a BPT panel for consideration and action.

The determination made by the hearing panel shall be recomputed by case records staff using a BPT Form 1094, Serious Offender Decision Face Sheet.

The Miscellaneous Section of the Face Sheet shall be used by case records staff to explain the method of computation. Full distribution of the computation must be completed. BPT Forms 1094 and 1135 shall be stapled together and filed in the Permanent Addenda.

74030.23 Life Without Possibility of Parole

All inmate's serving sentences of life without possibility of parole (LWO) shall be scheduled for BPT "review" 30 years after reception by the Department and every fifth year thereafter (BPT 2817).

74030.24 Lifer Documentation Hearings

Cases with 25-life or 15-life terms: During the 36th month following receipt in the Department, without regard for pre-prison credit.

Cases with 25-life or 15-life terms consecutive to enhancements and/or a DSL term: During the 36th month after commencement of the life term. In those cases in which the pre-prison credit exceeds the terms for the enhancement and/or the DSL term, the Documentation Hearing will be scheduled as above (BPT 2269.1).

Inmates committed as habitual offenders under PC 667.7 shall be scheduled for Documentation Hearings in accordance with BPT 2269.1. The initial Documentation Hearing shall be held during the 36th month after the life term begins.

Subsequent Documentation Hearings shall be held at three-year intervals until the Initial Parole Consideration Hearing.

If the latest Documentation Hearing falls within one year of the scheduled Initial Parole Consideration Hearing, then the Documentation Hearing shall not be required. This may in some cases require the Initial Parole Consideration Hearing panel to consider a four-year in-prison conduct review instead of the normal three-year span of time for Documentation Hearing reviews.

74030.25 Community Revocation Hearings

Revocation Hearings are normally held in the community near where the alleged violation occurred, except in the case of institutions operating Parole Violator processing units, unless the parolee has been transferred to an institution for custodial reasons or because of county jail overcrowding.

74030.25.1 Revocation Procedures

Revocation Hearings shall be held within court mandated time frames from date of arrest or date of hold. Pre-revocation Hearings may be held as provided in BPT 2646.

Upon receipt of the violation report, case records staff shall determine if the case must be forwarded to the Revocation Screening Calendar.

74030.25.2 Waiver of Revocation Hearing

Parolees, except those scheduled for psychiatric attention and return, are permitted to waive the Revocation Hearing.

74030.25.3 Unconditional Waiver of Revocation Hearing

An Unconditional Waiver includes a waiver of any right to a personal appearance before the BPT to contest the charges against the parolee but shall not be an admission of guilt. The parolee shall not later request a hearing, but may appeal the amount of time assessed by the BPT.

74030.25.4 Optional Waiver of Revocation Hearing

Revised December 24, 1992

A parolee who is undergoing criminal prosecution may conditionally waive the Revocation Hearing, but retains the option to later request a hearing.

Upon receipt of a signed Optional Waiver, the BPT shall determine whether there is good cause to revoke parole. This determination shall be made without a hearing or personal appearance by the parolee.

If the BPT orders parole revoked and the parolee returned to custody, the parolee then may request a Revocation Hearing following adjudication of criminal charges.

A hearing request shall be submitted no later than two months before expiration of the revocation period.

74030.25.5 Post Revocation Hearing Procedures

Revised December 24, 1992

Upon receipt of the BPT Form 1103, case records staff shall review the action including eligibility/ineligibility to earn applicable credit for accuracy and post it to CDC Form 112.

The Revocation Release Date (RRD), Projected Release Date (PRRD), Discharge Review Date (DRD), Controlling Discharge Date (CDD), and the Projected Controlling Discharge Date (PCDD) shall be computed and posted to the CDC Form 112, BPT Form 1103, and the CDC Form 144.

One copy of the BPT Form 1103 and one copy of the first page of the BPT Form 1103 shall be sent to the Parole Agent. The Parole Agent shall provide a copy of the first page of the BPT Form 1103 to the affected parolee.

One copy of the BPT Form 1103 and a copy of the violation report shall be sent to research. The canary copy of the BPT Form 1103 shall be sent to the BPT.

Once any action is taken by the BPT, case records staff shall post the action to the CDC Form 112. The PRRD, RRD, DRD, and the CDD shall be computed and posted to the CDC Form 112, the BPT Form 1104, and the CDC Form 144.

Two copies of the BPT Form 1104 shall be sent to the Parole Agent, one copy of the BPT Form 1104 shall be sent to the BPT, and one copy of the BPT Form 1104 and one copy of the violation report shall be sent to research.

74030.25.6 Revocation Screening Calendar

Revised December 24, 1992

If the BPT takes action to schedule the matter for revocation, post the action to the CDC Form 112 and wait for the revocation results (BPT Form 1103).

If the BPT revokes parole for a specified amount of time, hold the BPT Form 1104 until a signed Unconditional Waiver is received.

Upon receipt of the BPT Form 1101 and if parolee accepts offer, then post the action to the CDC Form 112.

Compute the RRD, PRRD, DRD, PCDD, and the CDD and post to the CDC Form 112, BPT Form 1104, and CDC Form 144.

If parolee rejects the offer, post the date of the rejection and the schedule for revocation proceedings on the CDC Form 112.

Dates shall be recomputed upon receipt of the BPT Form 1103.

74030.26 The Call Sheet

Revised December 24, 1992

Approximately three days prior to the scheduled meeting of the BPT, a final Call Sheet shall be prepared showing the order of calendar appearance of each inmate.

Distribution shall be as follows:

- Original to AW, Custody.
- Balance as required by local procedures.

The Call Sheet, listing the order of calendar appearance, psychiatric referral cases, caseload identification, and other related data is used as an administrative tool by both the BPT and facility staff.

74030.27 Removal of Cases From Calendar

Revised December 24, 1992

If a calendared case does not appear as scheduled due to an emergency transfer, hospitalization, refusal to appear, etc., the name shall be lined out on the panel's copy and the reason for the nonappearance listed.

In such cases, the Cumulative Case Summary shall be removed to preclude its unnecessary review by the panel.

However, if an "absentia determination" is to be made, the Cumulative Case Summary will be left for that purpose. (Specific information pertaining to the case may be obtained from the C-File if required.)

74030.28 Absence of Inmate at Hearing

The C&PR shall inform the officers handling the BPT line to inform the panel whenever an inmate may not be able to appear in regular calendar order.

This notification shall be given to the panel at least one case in advance of the absent inmate's scheduled appearance in order to prevent an unnecessary review of the case.

74030.29 Inmate Refusal to Appear For Hearing

Revised December 24, 1992

In all cases where an inmate refuses to appear on a BPT Calendar, a CDC Form 110--A, Waiver of Release Consideration, shall be prepared. Whether or not signed by the inmate, this form shall provide the inmate's stated refusal to appear and the reason if known.

If signed by a staff member, it shall denote the fact that the inmate has been contacted in person and has refused to appear, stating the reason if known.

This form shall be presented to the BPT panel before any determination is made and shall be subsequently filed in the inmate's C-File.

74030.30 Revisions

Revised December 24, 1992

The Deputy Director, Institutions Division, or designee shall be responsible for ensuring that the contents of this section are kept current and accurate.

74030.31 References

Revised December 24, 1992

PC §§ 1170.2 and 3041.

CCR (15) (2).

ARTICLE 17—PREPARATION OF CALENDARS

Revised March 29, 2006

Updated November 18, 2008

74040.1 Policy

Department records shall be made available to the Board of Parole Hearings (BPH) at such times and in such form as the BPH may prescribe.

74040.2 Purpose

This Section sets forth procedures for scheduling, case preparation, and processing of cases for BPH hearings.

74040.3 Preparation

Preparation of a hearing calendar begins months in advance of the hearings. The processes shall be completed within the specified time frames.

74040.3.1 90-to-120 Days before Month of Hearing

A tentative computer listing shall be furnished to facilities by the BPH of life prisoners who should be scheduled for a hearing during a two-month period.

- The BPH shall continue to provide new and updated printouts every two months.

Facility staff shall review the listings and advise the BPH of the names and departmental identification numbers (CDC numbers) of prisoners who are:

- Entitled to a hearing during the period, but not included on the list.
- In need of rescheduling from previous months.
- On the list, but facility records reflect the inmate should not be scheduled.
- Ordered by the BPH to have an extended term hearing.

74040.3.2 90 Days Prior to Hearing

Prepare a tentative BPH calendar of those persons scheduled for hearings. The calendar shall include:

- Inmate's name.
- CDC number.
- Type of hearing.
- Psychiatric report designation (when appropriate).

The tentative calendar shall be widely distributed throughout the facility.

The C&PR's copy of the calendar shall contain the following information:

- County of commitment.
- Minimum Eligible Parole Date (MEPD).

A request for preparation of the appropriate report to the BPH shall be sent to the caseworker of each inmate.

74040.3.3 30-to-60 Days Prior to Hearing

The Correctional Counselor shall interview the life term inmate prior to the hearing and shall:

- Prepare a BPH report.
- Advise the inmate of hearing rights.
- Advise the inmate of the right to request an attorney. The BPH shall appoint an attorney if the inmate is indigent.
- Advise the inmate of their right to waive a hearing or ask for a continuance.

For life term cases, records staff shall prepare a BPT Form 1002, Life Prisoner: Parole Consideration Hearing Notice, and send an original and one copy for the inmate's signature.

The caseworker shall verify the trust fund balance to determine if the inmate is indigent or able to pay for an attorney. (See BPH Rule 2256.)

If the inmate declines representation, the inmate shall complete a BPT Form 1003, Life Prisoner: Waiver of Attorney or Withdrawal of Request.

If the inmate has a private attorney or had a private or State-appointed attorney at the previous hearing, the caseworker shall verify the attorney's availability for the hearing.

74040.3.4 45 Days Prior to the Hearing

The C&PR or designee shall prepare and transmit a FAX, or mail a copy of the calendar to the BPH scheduling unit containing the following information:

- Inmate's full name.
- CDC number.
- Attorney designation.
- Attorney's name and telephone number.
- Previous attorney (if applicable).
- County of commitment.

Hearings shall be scheduled according to the proximity of the counties from which the inmate has been sentenced.

- Schedule inmates from the same county in succession. This shall accommodate the DAs who plan to attend.

Restrictions

The following restrictions shall be considered:

- Microfiche cases shall not be scheduled on Mondays or Fridays.
- The Executive Officer or Chairman shall approve the scheduling of three subsequent hearings in one day.
- If three hearings are scheduled, ensure that none are microfiche cases.
- No more than one initial, rescission, or extended term hearing or any combination of the three shall be scheduled in one day.
- Normal starting times for hearings are as follows:
 - 9:00 a.m. and 2:00 p.m. (two hearings).
 - 8:30 a.m., 10:45 a.m., and 2:30 p.m. (three hearings).

The inmate shall be given copies of BPT Forms 1002, 1003, if applicable, and 1080, Notice of Date, Time, and Place of Hearing.

- Records staff shall make five photocopies of each form to be included in hearing packets.

Crime partner information shall be photocopied and placed in the miscellaneous section of each packet.

74040.3.5 35 Days Prior to Hearing

Revised September 25, 2007

Pull the C-File and prepare PC 3042 and 3043 notices. Mail notices to the following persons prior to any parole consideration or rescission hearing on a life prisoner:

- The judge who presided at the trial and conviction of the inmate.
 - Complete BPT Form 1087-A, Notice of Hearing – Judge (If the judge is retired, deceased, etc., send the notice to the presiding judge of the committing county.)
- The DA's office which prosecuted the case.
 - Complete BPT Form 1087-B, Notice of Hearing – DA, and mail to the DA of the county of commitment.
 - Fill in the exact date and time of the hearing in the space provided should the DA wish to attend.
- The law enforcement agency which investigated the offense.
 - Complete BPT Form 1087-C, Notice of Hearing. Include the location of the offense on the form.
- The attorney who defended the inmate at the time of trial.
 - Complete BPT Form 1087-C.
- The AG's Office.
 - Complete BPT Form 1087-C. Include the county case number and victim(s) name. Indicate any change of venue cases.
- The law enforcement agency which employed the murder victim if the victim was a peace officer.
 - Complete BPT Form 1087-C.
- Victim, next of kin, immediate family member as defined in Section 3000 of the Title 15, support person, or counsel who has requested notice and has provided a current address. (Does not apply to rescission hearing.)

- Complete BPT Form 1087-D, Victims Notice of Hearing.
- BPT Form 1006, Advance Information Sheet, shall be attached and sent with the BPT Form 1087-D.

BPH and C&PR Responsibilities

- The BPH shall notify the Office of Victim and Survivor Rights and Services (OVSS) of the authorization for the victim next of kin, immediate family member as defined in Section 3000 of the Title 15, support person, or counsel to attend the hearing.
- The OVSS shall notify the respective C&PR of the authorization and provide the necessary information to process a clearance for the scheduled attendee.
- Upon notification, the C&PR shall initiate a gate clearance per institution/facility procedures.
- A scheduled attendee shall only be excluded from attending a hearing based upon the criteria established in Title 15, Section 3176.3.
- The Warden/Designee shall immediately notify the Director, Division of Adult Operations, whenever a determination is made to exclude a scheduled attendee.
- Should a scheduled attendee be denied access, the Victim Services Representative (VSR) shall make personal contact and provide an explanation as to the denial. The VSR shall also provide a written notice to the denied attendee detailing the reasons for denial and the process for appealing the denial.
- The C&PR shall be designated as the institution/facility's VSR, with the Assistant C&PR as the back-up to the VSR. The Warden may identify additional staff to act as a designee for the VSR.

Reports

Psychiatric reports from the medical department and board reports from the caseworker are due for completion.

- C&PR is to be advised of any board reports not completed.
 - Photocopy six copies, one of each to the inmate and one in each of the five hearing packets.
- Schedule a C-File review upon the request of the inmate's attorney.
 - Schedule the inmate to review their C-File prior to the attorney review if requested.
- If the inmate waived the right to an attorney, the caseworker shall arrange a C-File review upon request of the inmate.
- Remove confidential folder from the C-File and check contents.
 - Complete CDC Form 819, Personal Information Disclosure Log.
 - Place a copy of the form in the confidential section of the C-File.
 - Original to the C-File.
- Records staff shall review all hearing packets for completeness.
 - Forward one packet each to the DA and the inmate's attorney by certified mail.
 - When returned, file the certified receipt in the inmate's C-File.

74040.3.6 10 Days Prior to Hearing

Revised November 18, 2008

Ten days prior to the hearing is the deadline for incorporating or sending material to the DA or the inmate's attorney for inclusion in the hearing packet.

- Any material received after this date shall be placed in an envelope to be given to both attorneys on the date of the hearing.
- The BPH Forensic Assessment Division's (FAD) evaluations must be delivered to the inmate whether or not it is received within ten (10) days of the hearing. (When available, the BPH FAD evaluation is delivered with the board report by the correctional counselor.)
- Immediately upon notification from BPH FAD that the evaluation has been completed, records staff will print the report from LSTS, attach the CDC Form 128-B, General Chrono, with the inmate name and number already included, and forward to the mail room for priority legal mail service.
- Staff serving the BPH FAD evaluation via the legal mail process will have the inmate sign the CDC Form 128-B and return it to the mail room for delivery to the Case Records Board Desk.
- Mail Room staff will deliver the CDC Form 128-B within 24 hours to Case Records Board Desk staff for priority filing.

- Upon receipt of the CDC Form 128-B, the Board Desk staff will immediately file it in the Central File.

74040.3.7 5-to-7 Days Prior to the Hearing

Review hearing packets for completeness. Sign and date the BPT Form 1008, Life Prisoner Parole Consideration Hearing Checklist.

Update the master calendar with the names of attorneys who will attend the hearings.

74040.4 Documentation Hearing

The documentation hearing is conducted for the purpose of monitoring and recording the inmate's conduct, adjustment, and progress while incarcerated and occurs prior to the initial parole consideration hearing.

74040.4.1 Panel Composition

The documentation hearing shall be conducted by one deputy commissioner. A facility staff representative, knowledgeable about the individual case and facility programs, shall be available to advise and assist the panel in its evaluation and documentation of the inmate's progress.

74040.4.2 BPH Hearing — Victim Escort Procedures

Revised September 25, 2007

Victims, next of kin, immediate family members as defined in Section 3000 of the Title 15, support person, or counsel upon arrival at the correctional facility shall be processed and escorted to the hearing in accordance with the Department Operations Manual Chapter 6, Article 13, BPH.

74040.4.3 Inmate Hearing Rights

The inmate shall have the rights enumerated in BPH Rules 2246 through 2254.

74040.4.4 Documents Required

The material to be presented at these hearings shall consist of the:

- C-File.
- BPT Form 1009, Life Prisoner: Documentation Hearing, with the inmate's name, number, facility, sentence information, maximum term, and MEPD typed on the form.
- Parole documentation hearing board report.
- Psychiatric reports.

74040.4.5 Post Hearing Procedures

The CCRM shall schedule the inmate for a subsequent documentation hearing or parole consideration hearing as appropriate. Documentation hearing results shall be posted to the CDC Form 112, Chronological Inmate History.

The BPT Form 1009 shall be completed by the panel at the time of the hearing and shall be effective at that time.

A copy shall be given to the inmate.

The BPT Form 1004, Life Prisoner: Post-conviction Progress Report, the BPT Form 1009, the psychiatric evaluation, and any other documents designated by the panel shall be incorporated as a part of the "Board Addenda" to ensure availability to the initial parole consideration hearing panel.

74040.5 Initial and Subsequent Parole Consideration Hearings

If the inmate is found unsuitable, parole shall be denied and a written statement of the specific factual reasons for the denial shall be given to the inmate.

At the subsequent hearings, the panel shall consider the information developed since the last hearing.

The hearing panel may recommend to the inmate certain steps that may be undertaken to enhance the possibility of a grant of parole at a future hearing.

If an inmate is found suitable for parole, a tentative parole date shall be set.

74040.5.1 Panel Composition

Life

The panel shall be composed of three BPH staff, two of whom shall be commissioners.

Nonlife

The panel shall be composed of three BPH staff, two of whom shall be deputy commissioners.

74040.5.2 Inmate Hearing Rights

Life

The inmate shall have the rights enumerated in BPH Rules 2245 through 2256.

Nonlife

The inmate shall have the rights enumerated in BPH Rules 2245 through 2252, 2254, and 2255.

74040.5.3 Required BPT Forms (Life Cases)

The following forms shall be available for use for life cases:

- BPT Form 1000, Life Prisoner Parole Consideration Worksheet.
- BPT Form 1000(a), Setting a Term-Life Prisoner Parole Denied.
- BPT Form 1000(b), Setting a Term-Life Prisoner Parole Granted.
- BPT Form 1001, Life Prisoner Decision Face Sheet.
- BPT Form 1001-A, Life Prisoner Hearing-Extraordinary Action and Decision.
- BPT Form 1002.
- BPT Form 1003.
- BPT Form 1004.
- BPT Form 1005, Life Prisoner: Parole Consideration Proposed Decision (BPH 2041).
- Life Prisoner: Parole Consideration Proposed Decision.
- BPT Form 1008.
- BPT Form 1080.
- BPT Form 1082, Continuation Sheet.
- BPT Form 1087-A, B, C, and D.

74040.5.4 Hearing Package Preparation

Three packages plus the original hearing material listed on the CDC Form 822 shall be prepared for use during the parole consideration hearing for non-life cases.

Four packages plus the original hearing material as listed on BPT Form 1008 shall be prepared for use during the parole consideration hearing for life cases.

Lifer and non-lifer packages shall contain letter-size dividers with side index tabs, divided into categories. Within each category, documents shall be filed together in reverse chronological order, beginning with the most recent dated document. The packages shall be divided into the following categories:

- Case Summary.
- BPH report(s) (all).
- Psychiatric report(s) (all).
- Prior BPH decisions (Adult Authority, Community Release Board [CRB], BPH).
- Notices and responses (current hearing) including official letters, fearful letters, and supporting letters.
- Legal documents:
 - POR.
 - Crime report(s).
 - Abstracts of judgment/Minute orders.
 - Charging documents.
 - Appellate court decisions.
 - Sentencing transcripts.
- Miscellaneous:
 - Crime partner decision forms, if any.
 - Notice of hearing rights.
 - Disciplinary reports since last hearing.
 - Other pertinent information developed since the last hearing.
 - Photographic evidence.
- For subsequent hearings include the last hearing transcript, not indexed.

Prior to Hearing

Prior to the hearing, the case records staff shall prepare the following forms:

- BPT Form 1000.
- BPT Form 1000(a).
- BPT Form 1000(b).
- BPT Form 1001.
- BPT Form 1004.
- BPT Form 1005.
- BPT Form 1081, if applicable.
- BPT Form 1082.

74040.5.5 Distribution of Packages

The following distribution is mandatory:

- One for each commissioner.
- One for the inmate's attorney.
- One for the representative of the DA's office.

74040.6 Parole Board Rules Hearings (In re Stanworth)

The California Supreme Court held that life prisoners who committed their offenses prior to July 1, 1977, are entitled to have parole dates established under the guidelines in effect prior to July 1, 1977.

The court further held that denial of the establishment of parole dates of these prisoners under the earlier guidelines violated the constitutional prohibitions against ex post facto laws.

74040.6.1 Eligibility

A life-term inmate is entitled to a parole consideration hearing under Parole Board Rules (PBR) if:

- The offense was committed on or before June 30, 1977, and
- The inmate presently has a parole date that was granted under BPH or CRB Rules, but has not received a parole date under PBR.

74040.6.2 Hearing Guidelines

The BPH shall use the parole consideration guidelines in the PBR 2200 through 2360 (CCR (15) (2) Reg 76, No. 21, 5/22/76).

74040.6.3 Panel Composition

The hearing shall be conducted by two deputy commissioners.

74040.6.4 Inmate Hearing Rights

The inmate shall have the rights specified in PBR C 2110 through 2119 [CCR (15) (2) Reg 76, No. 21, 5/22/76].

74040.6.5 Hearing Packets

Two hearing packets detailed in DOM 74040.3.7 shall be prepared for these hearings.

74040.7 Progress Hearings

A progress hearing shall be scheduled periodically after a life-term inmate has had a parole date established.

The panel shall determine whether a previously set parole date should be advanced because of the inmate's positive conduct in prison or whether there are changes in circumstances that might lead to an earlier parole date.

74040.7.1 Panel Composition for Progress Hearings

Progress hearings shall be conducted by a panel of three, two of whom shall be commissioners.

74040.7.2 Hearing Procedures

The inmate is not entitled to an attorney.

A representative from the DA's office of the committing county shall not attend.

No PC 3042 notices are required.

Progress hearings are scheduled as "trailers" to the regular lifer calendar or they may be formally scheduled.

74040.7.3 Procedures Prior to the Hearing

Reports required:

- BPH reports.
- Psychiatric report (when a previous panel has requested one for this hearing).

Completion of the report and disclosure to the inmate shall occur 30 days prior to the hearing.

Three hearing packets shall be prepared and include the documents listed on the CDC Form 823, Indeterminate Sentencing Law (ISL) Progress Hearing Checklist.

Complete the information required on the BPT Form 1007, Life Prisoner Progress Hearing Decision Face Sheet.

Complete the required information on the BPT Form 1004.

74040.8 Postponement or Rescission of Release

The parole date of an ISL inmate or of a life or nonlife PC 1168 inmate may be postponed or rescinded for good cause at a rescission hearing.

The BPH shall determine whether to initiate rescission proceedings.

74040.8.1 Procedures for Reporting

Staff shall report serious disciplinary behavior to the BPH, headquarters calendar, pursuant to BPH Rule 2451.

Cases shall be reported prior to the inmate's scheduled parole date.

- If a case has not been referred to the DA for prosecution, the case shall be reported within 15 days.

If the case has been referred to the DA, the case shall not be reported to the BPH until:

- Within 15 days after refusal to prosecute.
- Within 15 days after the criminal prosecution has terminated.
- The inmate is within 60 days of their scheduled release date.

The BPH shall note the report, take no action, or order the matter placed on calendar.

The decision shall be documented by the BPH, headquarters calendar, and a copy sent to the facility.

74040.8.2 Postponement or Rescission of Release Date

If an inmate with a previously established parole date receives a new commitment to prison, the parole date shall be rescinded and no hearing by the BPH is required.

The inmate may appeal the rescission only on the grounds that they are not the person sentenced by the new judgment.

The CCRM shall process the new commitment, post the CDC Form 112 indicating the parole date has been rescinded.

The CDC Form 112 posting shall read: _____ (Date of posting) parole date of (date of parole) rescinded per BPH Rule _____ (indicate applicable BPH Rule number).

- BPH Rule 2273 in the case of life inmates.
- BPH Rule 2308 for ISL and nonlife PC 1168 inmates.

74040.9 Hearings for Inmates with Changes in Legal Status

The inmate shall be scheduled for a parole consideration hearing pursuant to BPH Rule 2308(c).

- If the new term is for a determinate term, the parole consideration hearing shall be conducted within 60 days of the receipt of the new commitment.
- The legal status change shall be considered at the initial parole hearing as regularly scheduled or as would be scheduled considering the change in the legal status.

After the initial ISL parole hearing if a legal status change occurs, the inmate shall be scheduled immediately for a progress or subsequent hearing as appropriate.

74040.9.1 Pre-hearing Procedures

An inmate shall have the right to request the presence of friendly and/or adverse witnesses at a rescission hearing, BPT Form 1015, Notice of Right to Rescission Hearing.

The witnesses shall be called unless the hearing panel has specified reasons to deny the request.

Witnesses shall be screened under the procedures of BPH Rule 2668.

An inmate may request, subpoena, or subpoena duces tecum witnesses as provided in BPH Rules 2675 through 2682. If denied, the specific reason(s) for the denial shall be documented and a copy given to the inmate.

During the hearing, the inmate has the right under the direction of the hearing panel to question all witnesses.

An inmate is entitled to an attorney and may request assistance (BPT Form 1015).

PC 3042 notices shall be sent according to procedures outlined in DOM 74040.3.5.

74040.9.2 Documents Required

Prepare five hearing packets containing the following:

- A cover sheet with the following information:
 - Inmate's name.
 - CDC number.
 - Reception date.
 - Offense.
 - MEPD.
 - BPH parole date granted and parole date.
 - PBR parole date granted, if applicable, and parole date.
 - Dates of progress hearings, if applicable, and new parole dates.
- Copies of CDC Form 115s and Department investigative reports only.

If the basis for the rescission hearing is psychiatric deterioration, include copies of recent psychiatric chronos or other necessary information.

Copies of BPT Form 1080 and CDC Form 833, Record Information Release Authorization, shall be included.

Prepare BPT Form 1016, Summary of Rescission Hearing and Decision, with name and CDC number on the bottom of the form.

The C-File shall be available in the hearing room.

74040.9.3 Panel Composition

The rescission hearing for life prisoners shall be conducted by a panel of three, at least two of whom shall be commissioners.

For ISL inmates, the hearing shall be conducted by two deputy commissioners.

74040.10 Extended Term Hearings

The CCRM shall refer the case of any inmate for screening as ordered by the BPH.

The second screening shall be conducted by deputy commissioners who shall review the case including the retroactive calculation, CDC Form 678, Cumulative Case Summary Confinement Computation.

If the panel determines that the inmate shall receive PC 1170.2(a) recalculated Determinant Sentencing Law (DSL) release date, that shall be the decision and the inmate shall be notified in writing of the decision, CRB Form 1091, Third Screening Decision.

The cases referred for extended term hearings shall be reviewed by two commissioners within 90 days of reception by the Department.

Extended term hearings shall be conducted within 120 days of reception by the Department or 120 days from the date the Department received a new or amended abstract or any court order which modifies the original commitment.

A prisoner scheduled for an extended term hearing has the rights enumerated in BPH Rules 2245 through 2256.

The panel shall be composed of three BPH staff, two of whom shall be commissioners.

74040.10.1 Previously Retroactively Calculated

All legal status changes that might require a re-computation of a previously recalculated term shall be referred to a BPH panel for review.

Changes to retroactive PC 1170.2(a) or (b) terms include:

- Change in the base term used for the calculation.
- Change in the enhancements on the principal term used.
- Changes in consecutive (CS) offenses or their enhancements used in the calculation.
- Additional commitments, whether concurrent (CC) or CS.

Changes that do not affect retroactive term(s) include:

- Certification or changes in preprison credits.
- Changes in CC terms which are not part of the previously approved PC 1170.2(a) calculation.

Legal status changes which may affect the term shall be set forth in the "facts" section of BPT Form 1135, Miscellaneous Decisions.

The recommendation section shall contain the recommended action.

The BPT Form 1135 and related material shall be presented to a BPH panel for consideration action.

The determination of the hearing panel shall be computed by case records staff using CRB Form 1089, Serious Offender Face Sheet.

The miscellaneous section of the face sheet shall be used by case records staff to explain the method of computation.

Full distribution of the computation shall be completed.

The CRB Form 1094, Serious Offender Decision Face Sheet, and BPT Form 1135 shall be stapled together and filed in the addenda.

74040.11 Parole Hearing for Inmates Serving Life Terms

All inmates serving sentences of life without possibility of parole shall be scheduled for BPH review 30 years after reception by the Department and every fifth year thereafter (BPH 2817).

74040.12 Revisions

The Director, Division of Adult Institutions, or designee shall be responsible for ensuring that the contents of this Article are kept current and accurate.

74040.13 References

CCR (15) (2) Reg 76, No. 21, 5/22/76.

PC §§ 1168, 1170.2(a), 1170.2(b), 3042, and 3043.

BPH Rule 2041, 2246 - 2256, 2273, 2308, 2451, 2668, 2675 through 2682, and 2817.

PBR §§ 2110 - 2119 and 2200 - 2360.

ARTICLE 18 — UNASSIGNED

ARTICLE 19 — PRE-RELEASE REFERRALS

Effective August 21, 1989

74060.1 Policy

Revised June 16, 1995

Prerelease referrals shall be processed within established time frames to assure timely reentry screening and assignment to Parole Agents.

PC 6264 requires that each inmate be reviewed for work furlough consideration at least 120 days prior to their scheduled parole date.

74060.2 Purpose

Revised June 16, 1995

This section sets forth the time frames and procedures for processing prerelease referrals.

74060.3 Release Defined

Revised June 16, 1995

Release on parole is the legal and physical transfer of an inmate from confinement in an institution to the supervision of a Parole Agent of the P&CSD.

Discharge is the termination of custody of any person committed to the Department accomplished either by expiration of the maximum sentence prescribed by law, official BPT/Narcotics Addict Evaluation Authority (BPT/NAEA) action or court order.

74060.4 Time Frames for Referral to P&CSD

Revised June 16, 1995

An inmate's case shall be scheduled for a prerelease referral to the appropriate parole region nine months prior to the anticipated release date.

Regular Cases

Cases having less than seven months remaining prior to the anticipated release date shall be processed as soon as possible.

Imminent Release

Where a calculated release date indicates release on parole must occur in the immediate future the procedures in DOM 82010 shall be followed.

A CDC Form 611, Release Program Study (RPS) is an informational document which specifies the inmate's:

- Proposed residence.
- Employment.
- Available resources.
- Interest in reentry/work furlough.
- Institutional adjustment.
- Prognosis for parole adjustment.

The completed RPS shall be returned to the facility case records office within the time frames established in DOM 81010.

Counselor

The counselor shall interview the inmate and prepare the RPS including:

- Special information pertinent to parole.
- Boldly document in the "C&PR Comments" section whether or not the inmate is subject to PC 2933 credit earnings and current work group assignment.

C&PR

After completing the RPS, the counselor shall forward the RPS to the C&PR by their supervisor.

Public Interest Case

The C&PR shall ensure that the RPS reflects the inmate's status. If the inmate is designated a "Public Interest Case" by Classification Services pursuant to DOM 62010.4.3.3, a copy of the RPS and any supporting documentation shall be forwarded to the:

Assistant Director, Communications
California Department of Corrections
P.O. Box 942883
Sacramento, CA 94283-0001

Case Records Staff

Case Records staff shall forward the RPS and other material pursuant to DOM 74060.4.2 and 74060.4.3 to the parole region of the county of commitment at least 210 days prior to the scheduled release date.

While preparing the prerelease lists, Case Records staff shall identify and notify the CMO of those inmates who are required to provide blood and saliva samples pursuant to PC 290.2 and who have not yet complied with the requirement.

Dual Referral for Out-of-State

Dual referral prerelease packages for inmates referred for out-of-state placement shall be forwarded to both the parole region of the county of commitment and the Interstate Unit pursuant to DOM 74060.9.

74060.4.1 Location for Referral

Revised June 16, 1995

Pursuant to PC 3003, all inmates shall be paroled to the county of commitment as defined in DOM 81010 unless the case complies with the exception criteria in that section.

County of Commitment

Exceptions to placement in the county of commitment may be permitted in very unusual cases by P&CSD staff.

Counselor

When a pre-parole case is referred or re-referred to the county of commitment contrary to the inmate's expressed desires, the counselor shall include detailed information in the RPS as to the inmate's alternative release program.

If a RPS is returned to the facility and the inmate is not satisfied with the decision to release to a county other than that preferred by the inmate, the inmate may appeal that decision. See DOM 54100.

74060.4.2 Material Forwarded

Revised June 16, 1995

Case records staff shall forward the material specified in DOM 83000 to the appropriate parole region.

POC

If attendance at the POC is a special condition of parole or the case is referred "to be evaluated by POC," one completed and stamped "POC" copy of CDC Form 611, one inmate photo, and one copy of the Case Summary shall be sent to the region office.

74060.4.3 Photos

Revised June 16, 1995

Case records staff shall forward three inmate photos with the prerelease referral material sent to the parole region.

74060.5 Retention in the Department for Another Jurisdiction

Revised June 16, 1995

Occasionally, a California inmate may be paroled on their departmental term and retained within a Department facility under contract with another jurisdiction.

The following procedures have been developed to provide a uniform method of recording such transactions:

- The C-File shall be retained at the facility.
- A dummy file shall be forwarded to the Region I Records Office, including copies of:
 - CDC Form 112.
 - Case Summary.
 - Abstract/Minute Order.
 - Fingerprint Card.
 - Photograph.
- A Field File shall be forwarded to the Interstate Unit Office in accordance with established procedures.
- Under no circumstances shall the inmate/parolee be assigned an additional departmental identification number.
- The Daily Report of Arrivals and Departures will show the following entry under "Notices:":
 - B-12345 Doe, John Paroled 12-5-77 and retained on Oregon commitment pursuant to WICC/IC Federal Contract. Parole period: _____ DD: _____ CI&I: _____.
- CDC Form 112 shall be posted as follows:

- **(Date)** Paroled-Interstate and remains under Oregon commitment per PC 11190 parole period _____ discharge date _____.
- Should the inmate/parolee be transferred, transfer information shall be forwarded to the Region I case records office for inclusion in the dummy file.
- Upon parole from custody under the other state's commitment, standard parole transfer procedures shall be initiated.
- Should an active parolee be accepted and received in a departmental facility on a contract basis, facility staff shall contact the appropriate region's case records office and request the C-File.
- The region's case records office shall have the responsibility of preparing the dummy file for their use prior to shipping the C-File.
- Upon discharge from parole on California term and remaining on contract case only, refer to DOM 72020 for procedures to be followed for processing the case.

74060.6 Parolees Released From Institution Subsequent To Revocation or Limited Placement

Revised June 16, 1995

Parolees may be released to parole subsequent to revocation or limited placement as follows:

- When a parolee is serving time in local custody, the Parole Agent shall aid the parolee to return to the previous parole program or develop a different program.
- When a parolee has been returned to a departmental facility for revocation, facility staff shall inform the agent-of-record at least 15 days prior to the scheduled release date of the inmate's proposed residence and other significant program information.

74060.7 Reentry Referral of Direct Discharge Cases

Revised June 16, 1995

To ensure that direct discharge cases are referred to the P&CSD for reentry screening, facilities shall:

- Identify inmates under PC 1170 commitments where the period of parole has been waived by the BPT.
- Complete Section A of the RPS on these cases and refer them to the parole region.

Inmates with direct discharge dates may request reentry consideration. Direct discharge cases shall be referred to P&CSD in the same manner as pre-parole referrals.

As a means of distinguishing direct discharge cases from pre-parole referrals, institution staff shall ensure that the parole date block of Section A of the RPS includes the word "DISCHARGE" in capital letters after the release date. Additionally, the C&PR comment section shall include the notation "Direct Discharge." Attachments to the RPS shall be the same as pre-parole referrals. Direct discharge cases shall not be referred to the parole units.

74060.8 Referral of Cases With Detainers

Revised June 16, 1995

Prior to prerelease referral case records staff shall ascertain the status of any detainer and the agency's intent.

If a detainer is to be exercised by a California agency, referral shall be made in accordance with procedures in DOM 74060.4. The RPS shall contain information that the inmate is scheduled for release to a detainer. When the release is imminent, the reentry coordinator of the region shall be contacted and advised of the status.

Case Records

If a detainer is to be exercised by an out-of-state or federal agency, referral shall be made to the appropriate region as determined in DOM 74060.4.1. The region shall be kept informed of the status of the detainer and/or pending release.

Files of inmates released to detainers shall be forwarded pursuant to DOM 74070.

74060.9 Referrals For out-of-state Placement

Revised June 16, 1995

The Interstate Probation and Parole Compact permits the placement of parolees out-of-state. Certain criteria are involved:

- The parolee was a resident of the receiving state.
- Has family ties in that state.
- Is able to obtain employment there.

74060.9.1 Transmittal Documents

Revised June 16, 1995

Pre-parole material shall be sent to the region designated according to the guidelines in DOM 74060.4.1. The additional documents specified in DOM 81010 for out-of-state parole referrals shall be forwarded to the Interstate Unit not more than 90 days prior to the scheduled release date.

Note: Forms must be complete and include necessary signatures.

Signatures

It is important that the signature element of the form carry the names of the California "Deputy Compact Administrator, Paroles" and "Supervisor, Interstate Unit" to ensure that the replies from out-of-state are directed to the Interstate Unit for appropriate follow-up. In the event the administrator of the out-of-state facility fails to reply on the date in closest proximity of the release date, the Interstate Unit shall attempt to expedite the matter and shall notify the institution accordingly. Practices differ among states and, therefore, the referral shall specifically indicate whether the parolee has a home, an offer of employment and legal residence in the proposed receiving state.

74060.9.2 Acceptance

Case Records Staff

If the proposed out-of-state placement is accepted by the receiving state, the Interstate Unit shall advise the institution, provide reporting instructions and authorize release to the out-of-state program. At the time of release, prepare a CDC Form 1532, Probation Form II-Report of Sending State Upon Probation and/or Parole Being Sent to Another Jurisdiction in quadruplicate; original to the C-File, three copies to the Interstate Unit (one copy for the receiving state and one copy for the inmate/parolee).

74060.9.3 Rejection

Counselor

If the proposed out-of-state placement is rejected, the Interstate Unit shall advise institutional staff of the rejection. A copy of the rejection form shall be forwarded to the institution. The counselor shall share the reason for the rejection of supervision out-of-state with the inmate unless restricted from doing so by the other state.

74060.10 BPT Investigation and Program Development Requests on ISL Cases

Occasionally the BPT will require additional information concerning a particular case because the information either was not available or was not included in the Case Summary at the time it was prepared.

In general, a request for a special investigation and/or program development shall be made when direct contact with an outside party or agency appears necessary.

When such a report is requested, the information furnished shall include:

- The background and purpose of the referral.
- Suggested or required deadline for completion (unless there are extenuating circumstances, at least 30 to 60 days shall ordinarily be allowed for the completion of the report).
- Commissioner or Deputy Commissioner requesting the investigation.
- The general and specific areas to be included in the report.

If a specific agency, official, or person is involved in the investigation, the request shall include the name of the agency, official, or person to be contacted. In some instances, the request shall delineate the specific information required. In other instances, only a general request shall be made.

74060.10.1 Types Of Requests

Before a parole date is set or an affirmative action is taken by the BPT, the matter is usually referred to the BPT, Investigation Unit.

After a parole date has been set or an affirmative action is taken by the BPT, the matter is usually referred to the appropriate parole region.

Categories of Program Development Reports.

- P&CSD.
 - Home and Care placement information.
 - Availability of benefits (e.g., retirement, Social Security).
 - Hospitalization or similar release possibilities.
 - Other release assistance.
- BPT, Investigation Unit.
 - Additional details of instant offense.
 - Information on prior arrest or conviction.

- Official advice of inmate's progress.
- Community and/or official attitude with regard to a specific case.
- Other similar possibilities.

74060.10.2 Determination of Unit for Investigation

The primary reason for the referral shall govern the unit to which the referral is sent. In any case where the institutional staff have a serious doubt as to whether the P&CSD or the BPT Investigation Unit, should handle the investigation, the matter will be referred to the BPT's Executive Officer.

74060.10.3 Material Forwarded With Request

The following material shall be forwarded with the request:

- Two copies of an up-to-date case summary.
- Photos of the inmate.
- Second and third copies of CDC Form 247, Request for Special Investigation and/or Program Development.
- Copies of any other material pertinent to the investigation.
- Material for referrals to P&CSD shall be sent to the RPA.

74060.10.4 Channeling Of Completed Investigations

The results of the investigation and a copy of the initial CDC Form 247, Request for Investigation and/or Program Development, shall be routed to the region for review, approval and transmittal to the institution. All attachments submitted by the institution at the time of the referral shall be returned to the institution with the report.

The unit office shall retain a copy of the CDC Form 247, a copy of their investigation results and the case summary.

This material shall be retained for six months and, if no further information requests are received, destroyed.

74060.11 Revisions

The Deputy Director, Institutions Division, or designee shall ensure that the contents of this section are current and accurate.

74060.12 References

PC §§ 3003 and 11175.

ACA Standards 2-4482, 2-4483, 2-4484, 2-4485 and 2-4486.

ARTICLE 20 — INSTITUTION RELEASES

Revised February 23, 1995

74070.1 Policy

It is the policy of the Department to release inmates on their properly calculated release date.

74070.2 Purpose

This section sets forth uniform procedures for the release of individuals.

74070.3 Uniform Procedures

All inmates shall be released on the scheduled Indeterminate Sentencing Date (ISL) or Determinate Sentencing Date (DSL) release date. This includes Saturdays, Sundays, and holidays.

Paperwork and routine dress-out procedures on cases with release dates on weekends or holidays shall be completed prior to the weekend or holiday.

74070.4 Released To Holds

Inmates that have ISL/DSL release dates may be released to a "Detainer" placed by another jurisdiction.

Refer to DOM 72040.6 and 72040.7.

The CDC Form 161, Wardens' Checkout Order, shall be prepared as outlined in DOM 74070.21 of this manual and shall reflect both the release to custody date and the actual parole date to facilitate proper OBIS entry.

A CDC Form 801, Detainer, shall accompany the inmate upon release to ensure that he/she remains in custody until their actual parole date.

Parole agents, when submitting releasing instructions to the institutions, shall make special note of cases that, due to medication needs or other case factors, require immediate contact with the Parole Agent upon release.

- The Parole Agent shall initiate Temporary Community Release (TCR) procedures to allow release on a regular business day, or shall make arrangements to pick up the inmate on the actual release date.

74070.5 Out-of-State Releases

Revised January 4, 2006

Authorization for parole to another state is reported to the Division of Adult Parole Operations, Interstate Parole Unit by the receiving state. The

Interstate Parole Unit shall transmit, to the appropriate institution, an official memorandum or FAX that outlines release date and reporting instructions.

74070.6 Release or Discharge

The release of a prisoner from an institution upon expiration of the maximum sentence (discharge) or upon completion of sentence prior to parole may occur at anytime after 12:01 a.m. on the date of their scheduled release.

74070.7 FAX Authorization for Release

The routine use of FAXs for parole release authorization is discouraged; however, it may be used in emergencies.

When FAXs are used, the agent shall prepare a parole release authorization and route the original to the regional office with a copy to the institution.

For FAX releases, the unit supervisor shall notify the institution by FAX no later than 10:00 a.m. (sending time from the unit) on the day preceding such release, and send a copy of the FAX parole release authorization to the region.

Refer to DOM 74070.5 and 74070.9 of this manual for information.

74070.8 Modification of ISL Release Up To 60 Days

BPT Rules permit a 60-day advancement of a previously established ISL parole date.

Conditions for advancement of release date are:

- The release date shall not be prior to the inmate's Minimum Eligible Parole Date (MEPD).
- The Board determination granting release on parole does not specifically direct that the parole date not be advanced. A prior advancement by the BPT shall not, in itself, preclude the advancement per parole procedures in the BPT Rules.
- There are no unresolved or administrative prohibitions to a release on parole, such as notices, pending disciplinary or incident reports, rescission proceedings, etc.
- Any condition upon which the parole date has been specifically conditioned has been fully met.
- The Department's staff have authorized, in writing, the earlier release in accordance with the BPT Rules.

74070.9 Modification of ISL Release by FAXs

In unusual cases, when time factors make it impossible to process a parole release authorization advancing a parole date through normal channels, the unit supervisor is authorized to certify to their review of the record and compliance with BPT Rules.

- The C&PR may also certify to BPT Rule compliance.
- These procedures shall only be used in critical time factors.

In such cases, a regular CDC Form 1504 shall be immediately prepared, signed by the unit supervisor, and forwarded to the institution for certification and appropriate processing.

74070.10 Modification Of ISL Releases Over 60 Days

Institutional or regional staff may refer, to the C&PR, a case for consideration of advancement of release date.

The C&PR shall place the case on the BPT Miscellaneous Proceedings Calendar when circumstances warrant an early Progress Review Hearing. Examples of such circumstances are:

- Terminal illness.
- New or modified material which might have significantly altered the panel decision had the information been available at the time of the hearing.
- Completion of requirements specified by the BPT.
- Exceptional employment offer which would not be available at the time of established release date.
- Long-term psychotherapy cases whose progress dictates an earlier release consideration.

Sixty-Day Maximum Advancement to Foreign Jurisdiction ISL Releases Only

Advancements may be granted to inmates with Detainers from other jurisdictions, including deportation orders.

CCRM shall ensure that all legal requirements have been met, and in appropriate cases, the inmate shall either have waived extradition or extradition proceedings shall have been completed.

74070.11 Release Program Study (RPS)

P&CSD staff shall return the completed RPS and the Conditions of Parole to the institution no later than 60 days prior to the inmate's scheduled release date.

The RPS shall include specific instructions as to when, where and to whom the parolee should report.

The prospective parolee may have a legitimate reason for a delay en route to the parole program. The Parole Agent's decision in these matters shall be part of any parole release authorization instructions.

Any delay en route to the parole region shall not exceed seven calendar days unless the unit supervisor authorizes a longer delay.

A copy of the RPS shall be given to the inmate.

74070.12 Conditions Of Parole

A CDC Form 1515, Notice and Conditions of Parole shall be prepared setting forth the conditions of parole or release.

The BPT shall establish and impose the special parole conditions and the length of parole within the statutory maximum for all life prisoners, non-life PC 1168 prisoners, and ISL prisoners released on ISL parole dates.

Under guidelines specified by the BPT, the department shall establish and impose the special conditions of parole and the length of parole within the statutory maximum for all DSL prisoners and ISL prisoners released on DSL release dates as retroactively calculated.

Distribution of the form is:

- Original to C-File.
- One copy to the Field File.
- One copy to the releasee at time of release.

74070.13 Advising Inmate

At least 45 days prior to the scheduled release on parole, a CC-I shall explain the RPS, the conditions of parole and the reporting instructions to the inmate.

The inmate shall also sign the Notice and Condition of Parole Form.

74070.14 Inmate Refusal to Sign Form 1515

If an inmate in an institution refuses to sign the CDC Form 1515, the CC-I shall prepare a CDC Form 115, Rules Violation Report; a brief CDC Form 1521-A, Charge Sheet; and a CDC Form 1521-D, Recommendation Review Decision Sheet; and advise the C&PR.

The inmate shall be charged with violating CCR (15) (3) 3315(a)(3), by the specific act of "Refusing to Sign Conditions of Parole". The C&PR shall telephone BPT, Scheduling Unit, and schedule the case for a revocation hearing which should be conducted prior to the inmate's release date.

See DOM 76010 for procedures that relate to Civil Addict cases.

74070.15 Direct Releases From Court

An inmate released on parole directly from court, placed in a reentry facility, or otherwise released and who has not previously signed the CDC Form 1515, or who has not signed the Notice and Conditions of Parole after special conditions of parole have been added to the form, shall be asked to do so by the Parole Agent during the next interview.

If they refuse to sign the form, the assigned Parole Agent shall inform the unit supervisor.

The unit supervisor shall:

- Ensure that the inmate/parolee is placed in custody.
- Direct the agent of record to prepare a Violation Report and refer the case for a revocation hearing.

When the inmate reads and signs the conditions of parole, they shall also be given a copy of the CDC Form 1570, Guidelines to Parole, and a copy of the communication packet from the Deputy Director, P&CSD, and the Chairperson of the BPT.

74070.16 Release Statement and Clothing Authorization

Prior to releasing an inmate to either discharge or parole, the C&PR of the releasing institution or the appropriate CC-I shall have a CDC Form 102, Clothing Room and Accounting Office, prepared with the assistance of the releasee.

Upon release, the inmate/releasee shall sign the CDC Form 102, acknowledging receipt of cash, check, and/or clothing, or any combination thereof.

Distribution of this form is printed thereon.

74070.17 Release Clothing

Inmates should be encouraged to supply all or a portion of their release clothing.

Institutions may offer alteration services on garments privately furnished for release purposes.

State-issued release clothing shall be kept to a minimum.

Any state-issued release clothing shall be charged against the inmate's release allowance.

74070.18 Transportation

All transportation to the desired location shall be arranged by the institution.

Funds for the transportation are derived from the inmate's release budget.

Family or friends who wish to meet the parolee at the institution shall be instructed to write or telephone the institution several days prior to the scheduled release, confirming their intent and indicating their time of arrival.

The Parole Agent shall indicate on the parole release authorization if the parolee plans to travel from the institution by private transportation.

74070.19 Property Receipt Release

The receiving and release sergeant shall complete the CDC Form 122, Property Receipt Release, on all inmates and distribute the form as follows:

- Original to the inmate.
- Copy to the Property Room.
- Copy retained by the Receiving and Release (R&R) Room.

74070.20 Release Clearance

Prior to physical release of the inmate, the CDC Form 162, Release Clearance, shall be prepared. It shall be taken by the inmate to various institution units for clearance.

When completed, it shall be returned to the releasing officer in R&R.

74070.21 Check Out Order

Prior to release of the inmate, records office staff shall prepare the CDC Form 161, Checkout Order, and arrange distribution as required by institution operations.

The following data shall be typed on the CDC Form 161:

- Date and time of release.
- Type of release.
- CDC number.
- Commitment name.
- Controlling Discharge Date.
- Name of parole unit and county of residence.
- Parole region.
- Length of parole period.

Audit

The CDC Form 161 shall be typed by clerical staff. As part of the prerelease audit, the release information on the form, shall be verified at a level not less than that of a Case Records Specialist as the form is used by the institution as the source document for OBIS input and therefore, its accuracy determines the accuracy of parole information in OBIS.

Staff at a level not less than Case Records Specialist shall sign the CDC Form 161 as the preparer after completing the prerelease audit of the C-File.

The final approval of the release for the Wardens and the final signature on the CDC Form 161 shall be by staff at not less than the CC-III level.

Forward

After the inmate's release, a copy of the Checkout Order shall be forwarded by the facility records office to the assigned parole unit along with the rest of the release package.

The package of documents to be forwarded to the parole unit is to include the following:

- CDC Form 102, Release Statement and Clothing Authorization.
- CDC Form 1515, Conditions of Parole.
- DOJ, Notice of Registration Requirements.
- Copy of CDC Form 161, Warden's Checkout Order.
- CDC Form 138, Fingerprint Card(s).

After receipt and review of the CDC Form 161 by parole unit staff, if corrections are required, a completed CDC Form 1506, Notice of Transfer/Correction, shall be submitted to the Regional Records Office. After the OBIS data has been corrected, the CDC Form 1506 is to be destroyed.

74070.22 Registration Requirements

PC 290(b), PC 457.1(c), and H&S&C 11590, mandate that officials in charge of the place of confinement shall inform the inmate of their registration

requirement if convicted of certain sex, arson, and narcotics offenses upon their discharge, parole, or release.

Any inmate committed as a Mentally Disordered Sex Offender (MDSO) must register, even if the MDSO commitment was due to a seemingly non-sexual offense, e.g., arson, pursuant to W&I 6316.

74070.22.1 Released On Appeal Bond

Prior to release on appeal bond or release to out-of-state or federal custody, or to any other hold, the official in charge of the place of confinement shall inform inmates of their registration requirements pursuant to PC 290, 457.1 and/or H&SC 11590.

Inmates taken out-to-court who are subject to registration shall have that requirement noted next to the release date on the Department's Detainer, e.g., "individual subject to registration requirements pursuant to PC 290 or 457.1 and/or H&SC 11590."

74070.22.2 Interstate Compact Parolees

Revised January 4, 2006

An inmate paroled to California from another state or a federal facility whose criminal history indicates any offense, which if committed or attempted in California would have been registrable pursuant to the above Sections, shall be informed of their duty to register by the Interstate Parole Unit.

74070.22.3 CYA Ward Requirement

Pursuant to PC 290, any juvenile paroled or discharged after January 1, 1986, who was made a ward of juvenile court and committed to the CYA for a specific sex offense is required to register.

A juvenile's duty to register for offenses adjudicated by a juvenile court shall terminate upon reaching age 25.

74070.22.4 Civil Addicts

Inmates committed to the custody of The Director under the Civil Addict Program are not required to register as narcotic offenders (W&I 3054).

74070.22.5 Notifying Inmates of Duty to Register

Staff shall notify inmates of their duty to register by requiring them to read and sign the SS Form 8047, Notice of Registration Requirement.

74070.22.6 Refusal To Sign Notification Form

If an inmate refuses to read and/or sign the SS Form 8047, staff shall order the inmate to comply with the law.

If the inmate refuses to obey the direct order, staff shall prepare a CDC Form 115, citing CCR 3005 (b), Conduct, Obeying Orders.

74070.22.7 Registration Time Limits

The requirement to register pursuant to PC 290 is ongoing, except as provided for juveniles and for persons who have obtained a Certificate of Rehabilitation.

Facility staff shall notify inmates of their registration requirements upon each discharge, parole, or release regardless of whether their records indicate that they were notified upon release from a previous commitment.

Staff shall notify inmates of their requirement to register pursuant to PC 457.1 only if they are currently being confined for that offense and ordered to do so by the court.

They shall be required to register for five years after discharge or expiration of parole on a first-time conviction and shall have a lifetime requirement for subsequent PC 457.1 convictions in which case the procedures described for PC 290 above shall apply.

Staff shall notify inmates of their requirement to register pursuant to H&SC Code 11590 only if they are currently being confined for that offense.

74070.22.8 Residency Plans

PC 290 and 457.1 and H&SC Code 11590 requires that the official in charge of the place of confinement shall obtain the address where the inmate expects to reside upon discharge, parole or release not later than 45 days prior to the scheduled release.

Notification forms shall then be distributed so as to be received by the appropriate agencies no more than 60 days and at least 30 days prior to the inmate's discharge, parole or release.

Residency plans may be unresolved in advance of the scheduled release.

Institution staff shall diligently attempt to obtain address information, but if the address cannot be established, staff shall enter "No Address Known" on the notification form and shall ensure that the parole unit's address and telephone number are included on the form.

If prior to release the address becomes known, staff shall expeditiously notify the agencies to which the form was sent. The SS Form 8047 must be completed in all respects, signed and a copy given to the inmate at the time of their release with a copy placed in the C-File.

74070.22.9 Distribution of Notices

Copies of the SS Form 8047 shall be distributed by the institution as follows:

- Goldenrod original:
 - To DOJ, Registration Unit.
- Yellow Copy:
 - To police department or Sheriff's Office where the person will reside.
- Blue Copy:
 - To DA's Office where case was prosecuted.
- Green Copy:
 - To the court of conviction.

Note: Blue and Green copies not required for PC 457.1 or H&S Code 11590 registrations. Discard.

- Pink Copy:
 - To Parole Agent in unit of supervision.
- White Copy:
 - To the inmate.
- One additional photocopy:
 - To C-File.

74070.23 Release Allowances

Inmates that have served in excess of six months shall be given a total of \$200.00 cash, minus the cost of release clothing and public transportation to the release program.

This provision is not applicable if the inmate is released to the custody of another state or to the custody of the federal government.

Payment of any remaining balances of release funds shall be forfeited by the parolee who willfully absconds after release on parole.

74070.23.1 Mental Health

Inmates paroled to DMH are entitled to release funds.

Those inmates transferred to and subsequently paroled from DMH shall be provided release funds from the "hub" institution.

- CMF is the hub institution for northern state hospitals.
- CMC is the hub institution for southern state hospitals.
- CIW is the hub institution for all female inmates in mental hospitals.

74070.23.2 Work Furlough

A furlougee may receive advances of up to \$100 of the \$200 total release funds.

- A furlougee subject to PC 1168 who is returned to the institution and whose parole date is rescinded shall receive an amount of release funds determined in part by the amount of time served after rescission.
- A furlougee who serves six months or more after rescission shall receive \$200.
- A furlougee who serves less than six months may receive up to \$200 with the specific amount subject to the Parole Agent's decision.
- A furlougee subject to PC 1170 who is returned to the institution for administrative reasons shall receive \$200, minus any amount previously advanced during work furlough.

Repayment of program costs, such as food and rent provided by the facility, must come from sources other than the release funds advancement.

74070.23.3 Releases To USINS

Inmates released to the custody of immigration authorities for the purpose of deportation shall not receive any release funds unless it is subsequently determined they will not be deported. Funds shall be disbursed by the Parole Agent.

74070.23.4 CYA Awards

Wards of the CYA released in-state shall be given a maximum of \$10 cash, transportation expenses and, if necessary, up to \$20 worth of clothing for which cash cannot be substituted.

If a ward is being released to an independent placement, a maximum of \$25 cash may be given.

To ensure that the ward received the \$25 for an independent placement, the placement report shall clearly indicate that the ward is being independently placed.

Funds may come from the ward's trust fund money if it was not earned for work in an institution and the ward gives his/her authorization (per W&I Code 1752.81) or from institution support funds.

74070.23.5 Disbursements of Funds

It may be appropriate to give the inmate a portion of the release allowance as they depart from the institution with the remainder sent to their Parole Agent to be given to them within 60 days of the inmate's release date.

This disposition shall be specified in the parole release authorization.

Inmates released to the custody of another state or to the federal government shall not receive a release allowance.

Inmates released to the jurisdiction of a city or county are eligible for release allowance.

74070.23.6 RTC Allowances

All parole violators assessed revocation time by the BPT are entitled to receive release allowance funds.

RTC's or Civil Addict Out-Patient Returnees serving six consecutive months or more shall, upon subsequent release from confinement, be provided \$200 in release allowance monies (less cost of release clothing and public transportation).

RTC's or Civil Addict Out-Patient Returnees serving less than six months shall be granted a pro rate share of the allowance of \$1.10 for each day or part thereof in custody on revocation status not to exceed \$200.

If the person is serving a local concurrent sentence that exceeds the BPT-ordered revocation time, the monies shall be granted to the inmate only upon completion of the local concurrent term and subsequent release from jail.

Parolees serving local jail sentences and who have not had their parole revoked by the BPT do not qualify for the release allowance. These cases shall be provided out of P&CSD assistance funds.

74070.24 Daily Parole FAX

Prior to noon each workday, the institution CCRM will transmit a FAX to each parole region, giving the number, name, region, and unit code of persons released on parole the previous day.

74070.25 Material Forwarded To Parole Unit

When an inmate is released on parole, the following items shall be forwarded to the appropriate parole unit:

- Any correspondence and progress reports.
- A copy of the Notice of Registration if required.
- A copy of Notice and Conditions of Parole.
- A copy of CDC Form 102, Release Statement and Clothing Authorization.
- Any recent medical, psychological, or psychiatric reports.

On re-parole cases, parole supervision reports, BPT reports, parole account records, and readmission summaries shall also be contained in this folder. Where applicable, a copy of the Notice of Registration form required under PC 290 shall be included.

The CCRM shall ascertain that the revocation release date and the new DSL discharge date are posted to the CDC Form 112 on re-parole cases.

74070.26 Records Forwarded To Regional Offices

Immediately following notification of the release of each inmate, all facility records including medical records, except the inpatient hospital chart and X-rays, shall be forwarded to the facility records office.

The Records Office shall forward the complete file on the parolee to the appropriate region no later than ten working days after release.

Any material received after the records have been forwarded shall be reviewed by a supervisor and only critical case information shall be sent to the regional records office as miscellaneous mail.

74070.26.1 Disposition Released to Custody

The complete file of parolees released to custody shall be forwarded to the appropriate regional office as follows:

- **Paroled to California Detainer.** The complete file shall be forwarded to the region in which preparole referral was accepted.
- **Paroled to a California County Sheriff Pending Extradition.** These are cases in which the inmate is fighting extradition. The complete file shall be forwarded to the region in which the preparole referral was accepted.

The regional reentry coordinator of that region shall be contacted and advised of the release to custody so the matter can be followed by the assigned Parole Agent.

Upon extradition, the case shall be transferred to the Interstate Unit in accordance with established transfer procedures.

- **Paroled to Local Sheriff for Pick-Up by Another County or State.** These are cases in which the other agency could not arrive at the institution on the release date. In California cases, these records shall be forwarded to the region of referral.
- **Parole to U.S.Marshall or USINS.** The complete file shall be forwarded to the region of referral.

74070.27 Certificate Of Discharge

A CDC Form 163, Certificate of Discharge, shall be prepared by the Records Office, extracting necessary data from the C-File for all inmates/parolees whose legal jurisdiction of the Department has been terminated either by expiration of maximum term or expiration of the BPT's term.

One CDC Form 163 shall be prepared. The form shall provide the following information only:

- Dischargee's departmental identification number.
- Dischargee's legal commitment name.
- Dischargee's official date of term(s) expiration.

74070.27.1 Facility Distribution

The CDC Form 163 shall be given to the inmate prior to departure from the facility.

74070.27.2 Parole Distribution

The Regional Records Office shall forward the CDC Form 163 to the parole unit for transmittal to the parolee. The Parole Agent shall mail the certificate to the parolee after the discharge date.

74070.28 Exchange Of Prisoners

GC 12012.1 allows the Department provisions for inmates who request transfer to their own country to complete a prison sentence.

Refer to DOM 62040 for criteria and referral procedures.

74070.28.1 Case Records Responsibilities

Upon an inmate's transfer to a federal prison prior to transferring to a foreign country, the CCRM shall post to the CDC Form 112, "Transferred to (name of federal prison) for verification hearing pursuant to Treaty on the Execution of Penal Sentences."

When notified that the inmate has actually transferred to the foreign country, the CCRM shall:

- Enter on the Daily Report of Arrivals and Departures "Discharged effective date; transferred to (name of foreigncountry)."
- Post discharge on CDC Form 112.
- Forward all records to the nearest regional parole records office for microfiching and subsequent transfer to the Archives Unit.

74070.29 Revisions

The Deputy Director, Institution Division, or designee shall be responsible for ensuring that the contents of this section are kept current and accurate.

74070.30 References

- CCR (15) (2) and 3.
- GC § 12012.1.
- H&SC § 11590.
- PC §§ 290, 457.1, 2690, 2692, 2713, 2974, 3000, 4755, 11175 - 11179.
- W&I §§ 1752.81 and 3054.

Sections Of Offense Codes Requiring Registration Under PC 290

PC Sections	
220	Assault with intent to commit rape, sodomy, oral copulation, or 264.1, 288, or 289.
261(1)	Rape where person is incapable because of mental disease, defect of disorder or because of physical disability of giving legal consent.
261(2)	Rape by means of force or fear.
261(3)	Rape where person prevented from resisting by intoxication, anesthetic or controlled substance.
261(4)	Rape where a person is, at the time, unconscious of the nature of the act.
261(6)	Rape where the act is accomplished against the victim's will by threatening to retaliate in future against victim or any other person.
264.1	In concert with another person, committing by force or violence acts as described in 261 or 289.
266	Inveiglement or enticement or unmarried female under 18 for purposes or prostitution, etc.; aiding

and abetting; procuring female for illicit intercourse by false pretenses.
 267 Abduction of person under 18 for purpose of prostitution.
 272 Causing, encouraging or contributing to delinquency of persons under 18 years because of any offense involving lewd and lascivious conduct.
 285 Incest.
 286 Sodomy.
 288 Lewd and lascivious acts with child under age 14.
 288A Oral copulation.
 289 Penetration of genital or oral openings by foreign object, etc.
 314(1) Indecent exposure (before 1961, PC 311.1) (felony conviction only.)
 314(2) Procures, counsels, and assists any person so to expose himself, (before 1961, this was PC 311.2)
 647(D) Loitering in or about any toilet open to public for the purpose of engaging in or soliciting any lewd or lascivious or any unlawful act.
 647A Annoy or molest child under 18.
 290(d) Persons discharged or paroled who were adjudicated a ward of the court pursuant to W&I 602, shall be subject to registration because of the commission or attempted commission of the following offenses:

PC Sections:

220
 261(2)
 264.1
 286(1)(b)(c)(d)
 288
 288a(1)(b)(c)(d)
 289(a)
 647a (repealed 1-1-88)

W&I Section

6316 Commitment as a mentally disordered sex offender (before 1970, this was W&I 5512 sexual Psychopath).
 Conviction Of These Charges Are No Longer A Registrable Sex Offense.[People V. Reed (1983) 33 Col. 3d 914]
 647(a) Who solicits anyone to engage in or who engages in lewd or dissolute conduct in any public place or in any place open to the public or exposed to public view.
 647.5 Old code for lewd vagrancy (before 1961)
 Conviction Of This Charge Is No Longer A Registrable Sex Offense. [People V. King (1984) 157 Col. App. 3d 555] 4 Crim No. 17470.
 314.1 Indecent exposure, misdemeanor conviction only (before 1961 this was PC 311.1)

Sections Of Offense Codes Requiring Registration Under H&SC 11590

H&SC Sections

11350 Unlawful Possession of Controlled Substance.
 11351 Unlawful Possession for Sale.
 11352 Unlawful Transportation, Sale, Administration, etc.
 11353 Inducement of Minor's Violation, etc., Pursuant to Agreement, etc.
 11354 Unlawful Sale, Transportation, etc., Pursuant to Agreement, etc.

Felonies only

11357 Unlawful Possession of Concentrated Marijuana.
 11358 Unlawful Planting, Processing, etc.
 11359 Unlawful Possession Marijuana for Sale.
 11360. Unlawful Transportation, Importation, Sale or gift of Marijuana
 11361 Unlawful Employment of, or Sale to, Minor etc.
 11363. Opening or Maintaining Place for Unlawful Purpose
 11368. Forging, Altering, etc., Prescription
 11550 Prohibited Using, or Being Under Influence of, controlled Substance.

ARTICLE 21 — PAROLE PROCEDURES

Effective September 12, 1989

75010.1 Policy

Pursuant to PC 3000, sentences pursuant to PC 1168 or 1170 shall include a period of parole unless it is waived by the BPT.

75010.2 Purpose

The purpose of this section is to provide the procedures for processing cases after inmates are released on parole.

75010.3 Audit and File Procedures

Cases are received either upon parole from a facility or upon inter-regional transfer. Cases released directly to parole from court [PC 1170(a)(2)] are forwarded from the Legal Process Unit (LPU) after processing.

Records received for each parolee shall be reviewed for accuracy of content and compliance with all legal and policy requirements by the CCRM within the Department.

The CCRM shall ensure accuracy of content and compliance with all legal and policy requirements of each case record in their region and ensure that records are received for each parolee.

The CCRM shall ensure that the complete C-File is audited, including:

- Verification of calculations for parolee-at-large (PAL) revocation time on CDC Form 112, Chronological Inmate History.
- Check for registration requirements and PC 3058.6 and 3058.8 notices.

If a file is received that does not reflect the correct discharge date or a court document is received amending the term or credits; or at-large time is applied, a change of CDC Form 683, Discharge Date Notification, shall be prepared and disseminated. See DOM 75010.14.2 for distribution of forms.

75010.3.1 CDC Form 144, Control Card

The CDC Form 144, Control Card, shall be updated and filed alphabetically according to the controlling discharge date (CDD) or discharge revised date (DRD) whichever is earliest on each case. Information posted to this card shall be posted in pencil.

On PAL cases, the CDC Form 144 shall be removed from the active file and placed in a separate section. These control cards shall be filed alphabetically.

75010.4 Direct Release to Parole From Court

Refer to DOM 72020, Initial Intake Procedures, and DOM 81010, Release Procedures and Conditions for Parole, for information on processing cases released directly to parole by the courts.

75010.5 Outgoing Cases

Cases are transferred from regions by:

- Case transfer to another region.
- Parole violation and return to prison.
- Discharge by the BPT or court order.
- Expiration of sentence.
- Death.
- Pardon.
- Commutation of sentence.

See DOM 71020 for processing after discharge.

75010.5.1 Transfer To Another Region

The transfer of a case from one region to another or one unit to another, within the region, is initiated by the Parole Agent completing a CDC Form 1506, Notice of Transfer. The original shall be sent to the sending region by the unit office.

The transfer shall immediately be entered into OBIS.

Case Records

The original CDC Form 1506 shall be placed in the C-File and the C-File shall be shipped immediately to the receiving region case records office.

75010.5.2 Transfer To Department/Mental Facility

Revised March 16, 1995

Refer to DOM 75010.14.3 for procedures on processing parole violators returned-to-custody (PRTC) or DOM 75010.14.4 with new term.

C-Files for parolees placed in mental institutions shall be retained in the respective parole region's case records office until final disposition of the case.

Within three days after being advised of a parolee's return to a Department institution the C-file and satellite records shall be forwarded to the institution of confinement.

75010.5.3 Preparation of Files for Transfer

Prior to transfer of a C-file:

- All loose material shall be properly filed and fastened down.
- Duplicate material shall be purged.
- The CDC Form 112 shall be current and audited for completeness and accuracy.

A copy of the CDC Form 611, Release Program Study (RPS), and any report to the BPT following release shall be retained in chronological order most recent on top in the parole section of the C-file.

A CDC Form 134, Records Transfer Check Sheet, shall be completed in duplicate, showing date records are shipped and each case shall be listed by number and name. Retain one copy for reference, and place one copy in each package of files, indicating which cases are enclosed.

75010.6 Parole Violations/Regional Hearing Calendar

A CDC Form 1521(A), (B), (C), and (D), Parole Violation Reports, are prepared in the parole unit by the Parole Agent and sent to regional case records. These reports shall be received by the eighth working day following arrest/hold/discovery.

Regional Screening

For all cases, except PAL or psychiatric attention to be screened by the BPT at the regional office, case records staff shall prepare the following:

- BPT Form 1104, Summary of Revocation Division: Hearing Waived/Screening Offer.
- BPT Form 1116, Eligibility of Parolees for Worktime Credit.
- BPT Form 1132, Headquarters Calendar Control Log.

The cases shall be presented to the BPT by the tenth working day from the date the hold was placed on the parolee.

If parole has previously been suspended/PAL, the case shall require a BPT Form 1130, Headquarters Calendar Decision, if "reinstate" action is taken by the unit supervisor.

After the BPT makes a screening offer or takes an action to schedule for a revocation hearing on the BPT Form 1104, case records staff shall notify the revocation unit of the results for service or the acknowledgment of the offer to the parolee. A copy of the BPT Form 1104 shall be sent to the BPT at this time.

If the parolee signs the Waiver of BPT Form 1101, Revocation Hearing, requesting a revocation hearing, the BPT shall schedule a hearing. The hearing panel may take an action based on their findings on the BPT Form 1103, Summary of Revocation Hearing and Decision. Upon receipt of the BPT Form 1103, case records calculate revocation time, posting the CDC Forms 112 and 144 accordingly.

Waiver of Revocation Hearing (Unconditional)

If the unconditional waiver is signed, BPT Form 1101, the documents shall be forwarded to the case records for calculation of the revocation time and the posting of CDC Forms 112 and 144.

A parolee undergoing criminal prosecution may waive a revocation hearing but retain the option to request a hearing at a later date.

Waiver Of Revocation Hearing (Optional)

When a parolee has signed an optional waiver, BPT Form 1101, the case shall be submitted to the BPT by case records, accompanied by the BPT Forms 1104, 1116, and 1132 for determination whether there is good cause to revoke parole. The determination shall be made without a hearing or personal appearance by the parolee.

Upon receipt of a signed BPT Form 1104 revoking parole, case records shall make the appropriate calculations and post the CDC Forms 112 and 144 accordingly.

The parolee may request a revocation hearing no later than two months prior to the expiration of the revocation period or after adjudication of pending charges. Upon receipt of a hearing request, the BPT shall schedule a revocation hearing. The hearing panel may take an action based on their finding on the BPT Form 1103, but shall not order the parolee returned to custody for a greater period than previously ordered. Upon receipt of the BPT Form 1103, case records shall calculate the revocation time and post the CDC Forms 112 and 144.

See DOM 75010.14.2 for distribution of reports and forms.

75010.7 Parole Violations/Headquarters Calendar

When the initial PAL report(s) or PAL review report(s) are sent to regional case records from the unit office, a BPT Form 1130 shall accompany it.

A daily BPT Form 1132 shall be prepared by case records and include each of the following:

- Parolee's departmental identification number.
- Parolee's name.
- Type of report submitted.

75010.7.1 Material Forwarded To BPT

Revised December 24, 1992

The original BPT Form 1132 shall be sent by first-class mail or messenger to the BPT Headquarters' calendar and shall include a packet of material for each parolee. The packet shall contain and be assembled as follows:

- One copy of the CDC Form 600, Wanted Persons System Notification-Addendum, prepared only for initial PAL report.
- One copy of Parole Agent's report.
- BPT copy of permanent addenda if requested by the unit.
- BPT Form 1130 (no copy placed in C-File until signed by BPT).

75010.7.2 Results Of Headquarters Calendar

When the BPT returns the BPT Form 1132 and the signed BPT Form 1130, case records staff shall review the BPT Form 1130 and post each action to the CDC Forms 112 and 144 if applicable.

75010.8 Revocation Hearings

Revised December 24, 1992

Regional Hearing Coordinator

Technical Violation

The Regional Hearing Coordinator shall follow the procedures set forth in DOM 84000 for scheduling and conducting revocation hearings.

A Revocation Hearing should be held within 45 days of parole hold or discovery of parole violation pursuant to BPT Rule 2640(1)(f). A technical violator may be returned and placed in a departmental facility pending a Revocation Hearing.

75010.9 Revocation Extension Hearings

Revised December 24, 1992

The BPT may assess additional revocation time for parolees in RTC status who commit law violations or a serious jail or CCR (15) (3) violation.

RTCs in Department Facilities

Violations committed by parolees in RTC status in Department facilities shall be handled by Department staff (CDC 115s) as specified in DOM 52080.

RTCs in Nondepartment facilities

P&CSD staff shall handle violations committed by parolees in RTC status in local custody.

The specific procedures for initiating/processing a BPT Form 1135-A, Report of In Custody Misconduct, are contained in DOM 84000.

When the unit supervisor submits the BPT Form 1135 and the BPT Form 1135-A, the case records staff shall prepare a BPT Form 1104, BPT Form 1116, and a BPT Form 1132 before presenting the package to the Regional Hearing Officer calendar. After the BPT makes an offer or takes an action, the case records staff shall notify the revocation unit of the results for service of the offer to the parolee.

- Recalculate the revocation release dates accordingly if the BPT extends a revocation period.
- Post the BPT action to the CDC Form 112.
- Post the CDC Form 144 card if the Revocation Release Date (RRD), Projected Revocation Release Date (PRRD), Controlling Discharge Date (CDD), and/or the Projected Controlling Discharge Date (PCDD) change.
- Update OBIS with new RRD.

See DOM 75010 for form distribution.

75010.10 Discharge Review

Revised March 16, 1995

Discharge reviews shall be conducted on parolees whose offense occurred on or after January 1, 1979. Discharge review schedules and procedures are specified in DOM 81080.

The Discharge Review Report from the Parole Agent must be received in the case records office within 20 calendar days of the discharge review date.

Case records staff shall submit the case to the BPT Regional Screening Calendar for decision at least 20 days prior to the appropriate calendar anniversary date.

Following the BPT action, the results of the hearing shall be forwarded to the parolee by the Parole Agent.

Retain on Parole

If a retain-on-parole action is taken, the discharge review date shall be extended for one year unless it exceeds the CDD or is stated differently in the BPT action.

Discharge

If a discharge action is taken, the effective date will be at least 15 days from time the discharge is granted or otherwise specified by the BPT. A CDC Form 163, Certificate of Discharge, shall be prepared by case records and mailed to the Parole Agent for delivery to the parolee.

Posting Discharge and Review actions

Case records staff shall post the discharge or new discharge review dates on:

- The CDC Form 112.
- The CDC Form 144 card.

75010.11 Emergency Actions

The parole unit may request various "emergency" actions from the BPT through the case records office.

The unit supervisor shall contact records by telephone and dictate a brief, concise report and the requested BPT action.

Case records staff shall type the report on a BPT Form 1135 and Omnifax it to the BPT for action.

Requests, other than PAL, may be acted on at the region if a BPT Deputy Commissioner is present. Otherwise, the request is to be FAXed to BPT Headquarters.

Upon receipt of the BPT action, case records shall notify the unit supervisor by phone of the action taken. The CDC Forms 112 and 144 card shall be posted accordingly. The BPT Form 1135 shall be filed in the C-File.

75010.12 Emergency Psychiatric Attention Cases

Emergency psychiatric treatment cases may be returned to a facility for treatment upon written authorization of the BPT and acceptance by facility medical staff.

Regional CCRM

- The regional CCRM shall telecopy the BPT Form 1135 to the facility CCRM.
- Inform the parole unit staff the results of the BPT action.
- Forward the C-File to the facility in accordance with DOM 75010.14.3.

A parolee may be returned for psychiatric attention for the maximum period (six months or one year) to allow treatment by medical staff (refer to DOM 73030.16.7).

- The time starts upon date of hold or date of arrest if parole was previously suspended.
- Clinical services staff shall notify the C&PR or appropriate counselor when a parolee's psychiatric condition has improved enough to warrant BPT consideration of release from psychiatric return placement.
- The parolee may be released at an earlier date than specified at the revocation hearing if their psychiatric condition improves.
- The C&PR shall submit a BPT Form 1135 to the BPT recommending a release date at least ten working days in the future to allow sufficient time for the Parole Agent to finalize details of the release program.

75010.13 Special Regional CCRM Responsibilities

The regional CCRM shall:

- Review all BPT actions to ensure appropriate decisions have been made by the hearing panel.
- Return of pertinent documents to the Headquarters Calendar for clarification and/or correction in cases where inappropriate actions were taken.
- See that all computations are completed and posted accordingly.
- See that BPT actions are posted to CDC Forms 112 and 144 (if applicable).

75010.14 Records Functions After BPT Decisions

Case records staff shall process cases after BPT hearings.

75010.14.1 Time Computations

The appropriate CCRM shall compute the RRD, PRRD, if eligible to earn work time credits, PCDD (if applicable), CDD, and DRD in accordance with the BPT order. For time computation see DOM 73030.16 et al.

Time during which parole is suspended because the parolee has absconded shall not be credited toward period of parole pursuant to PC 2900(c)(1). The revocation period of parole starts from the date arrested/date hold is placed/date available for return to California from out-of-state.

When revocation of parole extends the period of parole, the recomputed PRRD (if applicable), RRD, PCDD (if applicable), CDD and DRD shall be posted to the first page of the BPT Form 1103; or BPT Form 1104, top right corner, prior to distribution.

75010.14.2 Distribution of Reports and Forms

The original of all board reports and BPT decision forms shall be filed in the C-file.

The below listed forms shall be distributed by case records staff, as follows:

- BPT Form 1101, Waiver of Revocation Hearing.
 - Parole agent.
 - Parolee.
 - BPT, immediately after parolee signs the form.
- BPT Form 1103, Summary of Hearing.
 - Parole agent.
 - Parolee.
 - Research, accompanied by current CDC Form 112.
- BPT Form 1104, Summary of Revocation Decision, Hearing Waived.
 - Parole agent.
 - Parolee.
 - Research, accompanied by current CDC Form 112.
- BPT Form 1116, Eligibility of Parolees for Worktime Credit.
 - Parole agent.
 - Parolee.
- BPT Form 1130, Headquarters Calendar Decision.
 - Parole agent.
 - Parolee.
 - BPT, if action taken by unit supervisor to "reinstate".
- BPT Form 1132, Headquarters Calendar Control Log.
 - Retained in the Log File.
- BPT Form 1135, Miscellaneous Decisions.
 - Parole agent.
 - Parolee.
- BPT Form 1135A, Report of In-Custody Misconduct.
 - Parole agent.
 - Parolee.
- CDC Form 683, Change of Discharge Date Notification.
 - Parole agent.
 - Parolee.
 - Offender Information Service Branch.
- CDC Form 1521 (A, B, C, and D), Violation Report.
 - Research, accompanied by current CDC Form 112.

75010.14.3 Processing Of Cases Ordered Returned To Custody

When a parole violator (PV) is received at a PVs' processing unit the CCRM shall:

- Identify the PV and send a FAX to the appropriate region indicating the subjects Name and CDC number.

Upon notification from the PV processing units of the receipt of PVs, the regional CCRM shall:

- Within three working days ship the C-file by courier service to the institution receiving the parolee.

If a parolee reaches their statutory discharge date while pending adjudication of criminal charges, the case shall be discharged.

75010.14.4 Revoked Parolees With New Commitments

Revoked parolees who were on parole for a non-life commitment and are returned with a new commitment shall not be discharged automatically.

Reception Center PV Unit

The prior commitment shall be discharged only if the RRD and the parole have been revoked. If the release date for the new commitment is later than the RRD, case records shall discharge the former term. If the RRD is later than the release date on the new commitment, the case shall be presented to the BPT on the Miscellaneous Proceedings Calendar for a decision on whether or not to discharge the prior commitment.

75010.15 Discharge

The procedures in DOM 71020.5.4 through 71020.5.8 shall be followed.

75010.15.1 Deaths

Upon the death of a releasee/parolee a copy of the following shall be obtained and placed in the C-file:

- Death certificate.
- Closing case summary.
- In some cases an autopsy report or certification by the Parole Agent that the death certificate was reviewed.

The CCRM shall post the CDC Form 112 as to the date and the notation "deceased". This officially closes actions on the CDC Form 112 and the file shall be closed. The procedures in DOM 71020.5.4 through 71020.5.8 shall be followed. Files shall be microfiched; however, those involved in litigation shall be retained in the regional records office until litigation is completed.

Case records staff shall make the entry into OBIS.

75010.15.2 Pardons And Commutations

Pursuant to PC 4800 and Article V of the State Constitution, reprieves, pardons and commutations are granted by executive authority of the Governor.

Investigations and reports related to such actions are prepared by BPT staff as provided in PC 4810 and 4812. Notices of executive clemency actions are transmitted by the Governor's Legal Affairs Secretary to the BPT. The case records office is notified with data furnished for records keeping and necessary departmental action by the BPT.

When a pardon or commutation terminates the sentence, this acts as a discharge on Department records. The date the pardon or commutation is granted and by whom is posted to the CDC Form 112, and entered into OBIS. The file shall be closed following procedures in DOM 71020.5.4 through 71020.5.8.

75010.15.3 WICC/ICC/Federal Contract Cases

In some instances parolees may have completed their California parole while remaining under departmental jurisdiction in accordance with WICC/ICC/Federal contract. The following procedures shall apply in these cases:

- Upon expiration of the period of parole on the California term, the parolee shall be discharged on the California term(s) and remain on the contract case only.
- A new departmental identification number shall be issued. Routine identification and intake procedures shall be followed (See DOM 72020).
- A new CDC Form 188 shall be prepared indicating that the inmate is a WICC/ICC/Federal contract case only. This shall be attached to the old cumulative case summary and placed in the new C-File.
- All correspondence and reports shall reflect the new number and be filed in the new file.
- The old C-File and related records on the discharged California term shall be microfiched and forwarded to Archives. The contract case records shall be forwarded to Archives upon discharge.

75010.16 PC 969(b) Certifications

Revised March 16, 1995

Due to the involvement of parole cases in criminal and civil actions, the case records office is required by law to furnish certified copies of various departmental records to county and court officials. Under PC 969(b), certifications constitute proof of a prior felony conviction. The DA of any county or the prosecuting authority of jurisdictions in other states or from the federal level, or Alcohol, Tobacco and Firearms may request a "PC 969(b) certification."

These requests are either sent directly to the Identification (ID)/Warrants Unit who shall forward them to the appropriate region. In response to California requests, a photocopy is made of the fingerprint card, each abstract of judgment pertaining to the case, CDC Form 112, Chronological History, and photo. A certification letter is prepared by the CCRM, as the

custodian of records, and is typed, signed and sealed. Each of the documents shall also be signed and sealed. The material is then forwarded to the requesting office.

In response to requests from out-of-state, the above material, excluding certification of the records shall be prepared and forwarded to headquarters records for processing. Materials shall not be stapled together but paper clipped. It is imperative that a photocopy of the fingerprint card be made and included in this material. If a fingerprint card is not available, a request for a certified copy shall be directed to State DOJ. When received, it, along with the above material, shall be forwarded to headquarters records.

Exemplified Certifications

CCRA shall have the records exemplified by the local court and process the documents to the requesting state.

Records on discharged persons are retained in the Archives Unit at CMF. Requests for certified copies of discharged records as provided in PC 969(b) shall be sent to CMF. Such requests shall contain the date on which the person was discharged. It is imperative that the Archives Unit include a photocopy of the fingerprint card with the discharged records. If none is available, a request for a certified copy shall be directed to State DOJ. When received, it, along with the other discharged records material shall be forwarded to the office requesting such records.

75010.16.1 Miscellaneous Certifications

Revised March 16, 1995

The Department is required at various times to furnish certified copies of departmental records as ordered by subpoena or as established by intra-agency relationships. Certification statements shall be stamped, typed, or written on each copy prepared, and certification letter may be typed separately and attached to all the copies. A notation is made in the C-File of compliance, with the request. The certification is then signed, sealed, and forwarded to the requesting agency.

75010.17 Application Of Court Decisions

All cases are reviewed at various times and primarily in preparation for BPT review to see that all court decisions affecting each case have been complied with and that the appropriate changes were made with notification sent to interested divisions.

75010.18 Response To Subpoenas

Refer to DOM 14010.

75010.19 Revisions

The Deputy Director, Institutions Division, or designee shall be responsible for ensuring that the contents of this section are kept current and accurate.

75010.20 References

PC §§ 969(b), 4800, and 4812.

CCR (15) (2)

ARTICLE 22 — CIVIL ADDICT COMMITMENTS

Revised February 28, 1995

76010.1 Policy

The W&I provides for civil commitment to the Department of certain persons found to be addicted to the use of narcotics or in imminent danger of becoming addicted to the use of narcotics. Commitments are made by a Superior court pursuant to W&I 3050, 3051, or 3100.

The NAEA Board shall have the power to release to outpatient status/civil addict parole those individuals certified as having recovered from addiction or imminent danger of addiction pursuant to W&I 3150.

Reception and transfer of all persons committed as civil addicts shall be in accordance with classification procedures.

76010.2 Purpose

The purpose of this section is to provide procedures for the processing, release or return of civil addict commitments.

It also establishes standard procedures for conducting required NAEA hearings and preparation of civil addict commitment reports.

76010.3 Commitments to the Civil Addict Program

Commitments pursuant to W&I 3050 or 3051 indicate conviction of a crime or probation revocation and criminal proceedings have been suspended/adjourned and the individual found to be a narcotic addict or in imminent danger of becoming a narcotic addict.

W&I 3050 and 3051

Commitments pursuant to W&I 3050 indicate conviction in a Municipal or Justice court and certified by a Superior court.

Commitments pursuant to W&I 3051 indicate conviction in a Superior court. Terms of these commitments are in accordance with W&I 3201(a). For offenses that occurred prior to July 29, 1980, the term is recorded as seven years pursuant to W&I 3201(a).

W&I 3100

Commitments pursuant to W&I 3100 may be involuntary or voluntary. If anyone believes a person is addicted to the use of narcotics or by repeated usage is in imminent danger of becoming addicted or any person who believes himself to be addicted or about to become addicted may report to the DA, who may petition the Superior court for commitment. Terms of commitment shall be recorded as 12 months pursuant to W&I 3201(b).

Dual Commitments

Departmental parolees under the jurisdiction of both the BPT (BPT, Board) and the NAEA are referred to as dual commitments. These persons have a commitment to:

- State prison as a result of a conviction while on outpatient/civil addict parole status.
- A civil addict program as a result of a conviction while on felony parole status.

76010.4 Male/Female Commitments

All commitments must be accompanied by a certified copy of the Judgment and Commitment, Minute Order, and POR.

Registry of narcotics (N) numbers shall be issued by the ID/Warrants Unit.

Male civil addict commitments shall be accepted from court at:

- Reception center, CRC, Norco.
- Reception center, CMF.

Female civil addict commitments shall be accepted from court at the women's unit of CRC.

76010.5 Cumulative Case Summary

Information compiled in the Cumulative Case Summary (Cum Sum) originates both inside and outside the institution and is prepared and placed in the following order by the following staff:

Case Records Staff

- Legal.
- Circumstances of commitment.
- Sentence data and offense.
- Prior commitments.
- CI&I SSCH.

CC-I

- Social history.
- Initial study.

76010.5.1 Cum-Sum Face Sheet Composition

The CDC Form 188L, Cum Sum Face Sheet, is the legal information section of the Cum Sum. This information is abstracted from the commitment documents received from the court. The legal data below "Received" through "Pre-confinement Credits" shall be recorded for each commitment.

Narrative of revised CDC Form 188-L is as follows:

- **Name:** The name on the original commitment document. (If two names are indicated on the commitment document and one is the "true name", then the "true name" shall be used.) Subsequent commitments, with different names, shall be recorded as "Also Committed As" (ACA).
- **Birthdate:** The subject's actual date of birth, no age need be shown.
- **Birthplace:** The state or the country of birth.
- **Ethnicity:** Subject's ethnic derivation.
- **Received:** The date subject was received in the Department for the specific commitment.
- **Commitment:** The total period of commitment as shown on the Abstract of Judgment or civil commitment document shall be recorded in years and months (In addition, the type of commitment shall be noted in parentheses: e.g., Indeterminate, SB 1878 or SB 176).
- **County:** The county of subject's commitment.

- **Custody Time:** The maximum amount of days a person may be retained in custody represents two-thirds of the total commitment including preconfinement and postsentence credits.
- **Civil Case No.:** The case number on the civil addict commitment form which may, or may not, be the same as the criminal case number.
- **Program Expiration Date (PED):** The total commitment time added to the received date less the total preconfinement and postsentence credits including conduct credit. It is also referred to as the commitment expiration date.
- **Section and Code:** The appropriate W&I section of the commitment.
- **Custody Expiration Date (CED):** The latest date a person can be retained in custody. This date changes once the person has been released to outpatient status (OPS) and must be recalculated when the person has been returned to custody. This date is calculated by adding the number of remaining custody days to the date the person was taken into custody. Custody expiration date cannot exceed PED.
- **PC 2900.5 Credits:** Credits granted by the court.
- **PC 4019 Credits:** conduct credits granted by the court.
- **Postsentence:** Credit administratively granted by the Department for time between date of sentence and delivery to the Department.
- **Total credits:** The number of credits applied to the term.

Discrepancy in Credit

Any discrepancy in credits granted by the court shall be referred to the Civil Addict Legal Process Unit (CALPU) located at CRC.

Information recorded below double line shall include:

- Date released to outpatient status and/or civil addict parole.
- Custody parole.
- Custody days remaining. The number of days subject may remain in custody less time spent in local custody, from date of hold, prior to return. This shall be computed by institution case records staff upon receipt of the records reflecting the number of custody days remaining as of date last received as an outpatient releasee to finish term (OPRTFT).
- Subsequent NAEA actions.
- Date received at CRC from outpatient and/or parole status (if applicable).
- PED is the latest date subject may remain in program for each commitment. This date is computed upon initial receipt of the commitment by institution case records staff. This date may only be increased by the number of days a person has been suspended, releasee-at-large (RAL) (if applicable).
- CED (if applicable).

Civil Addict Parole Violator

In the event the person is a civil addict parole violator, the maximum parole discharge date shall be recorded.

- **Maximum Parole Discharge Date:** The maximum eligible parole discharge date represents three years from date of original civil addict parole plus one year additional custody time. The date is computed upon receipt of records by CRC as Civil Addict Parolee Return.

Bottom of Each Page

Information recorded at the bottom of each page of the Cum Sum shall include the last name, first initial, number, civil addict program branch, date typed, and the corresponding correctional case records specialist (CRS) and typist's initials.

EXAMPLE:

JONES, B.N-00000 CRC-Norco 7/7/99 MSS/Ab

76010.5.2 Computation of Time

Time runs from date of arrival at CRC or designated institution or to a civil addict program agent.

On civil addict commitments, time runs while under treatment and jurisdiction in a civil addict program designated institution or under supervision on outpatient status.

Maximum custody time on CRC commitment will be reduced by:

- Time spent in local custody on Our Hold Only (OHO).
- Time spent in local custody under a Hold (W&I 3151), except the period of time that represents the serving of a local sentence.

Dead Time

Time does not run under the following circumstances and is computed as "dead time":

- Time between date of escape and RTC.
- Time between suspension of outpatient status/parole and removal of at-large status.
- Time elapsed between court pick-up and return, unless the exclusion request is withdrawn.

Court ordered pick-ups from institution custody resulting from a reversal on appeal, the granting of a writ, and exclusion referrals shall act to discharge the case from all departmental records. Where the immediate result of the subsequent court proceedings is to return to the civil addict program, a new "N" number shall be issued. If another disposition is made and, at a future date, the case is recommitted to CRC a new "N" number will be issued. No credit is granted for time spent under the previous "N" number.

76010.5.3 Circumstances of Commitment - Sentence Data and Offense

The circumstances and significant information regarding the criminal offense(s) shall be recorded as follows:

EXAMPLE: SENTENCING DATA AND FACTS:

CASE #A448113 CT1 BURG 2ND (459 PC) 6-30-80 (POR)

Subject was observed by witnesses exiting a burglarized residence carrying a colored television set valued at \$500.

CASE #A588055 CT1 BURG 2ND (459 PC) 7-6-80 (POR)

The victim returned to her residence and found numerous items of her property stacked near the front door. Officers found subject hiding under a bed. Search of subject revealed two balloons of heroin.

The commitment information of discharged cases shall remain in the case summary until the person has been discharged on all cases.

76010.5.4 CI&I Report

The SSCH is provided by CI&I, at the request of the records office, after submission of CDC Form 138, Fingerprint Cards.

76010.5.5 Social History

The Case Summary [GA Form 2] is compiled by the counselor from available material and an interview with the resident. Each time the inmate is returned to the institution the case summary is reviewed and updated as needed to provide accurate information.

76010.5.6 Initial Study

Revised September 25, 2007

A narrative report is compiled by the counselor discussing facts, or relationship between facts, which may be applicable to the treatment and controlling of the resident. A treatment plan is formulated from these assessments and evaluations:

Employment Assessment

This section responds to the questions:

- Does the individual have stable or sporadic work history?
- Do they claim work skills?
- If a member of a union, is the individual skilled at journeyman or apprentice level?
- If a welder, for example, are they certified, etc.

Verify Employment

Verification of prior employment is required through correspondence with former employers, indicating pay scale, future employability, etc.

- Does the individual need additional training to become employable?

Education Assessment

Highest grade completed.

- What is tested grade level?
- Considering age and claimed work skills, is General Education Development (GED) requirement appropriate?
- Does he/she require vocational or academic training?

Note: If the resident cannot read and/or write, the need for remedial education should be assessed.

Drug/Alcohol Assessment

Assessment as follows:

- Is the individual an alcohol abuser in need of Alcoholics Anonymous?
- Are there conflicts in the POR's and doctor's court report regarding drug use?
- Are they a poly-drug user?
- How old was the person when usage began?
- Are there specific concerns regarding drugs used?
- Are they in need of Narcotics Anonymous?

Social Evaluation

This section should speak to the individual's relationships with family members who are defined in Section 3000 of the Title 15.

- Are there problem areas with any family members, including mother, father, siblings, wife, husband, registered domestic partner, children, etc., which need to be resolved?
- Have any family members ever been incarcerated?
- If so, who and for what offense?

Evaluation and Program Plan

Considering the above factors, which program at CRC will best equip the individual for success on OPS/parole?

This area should include any special needs and/or problems, including any medical/psychiatric problems, exclusionary concerns, or legal concerns that would preclude the individual from participating in a particular program.

Within 35 Days

The program information shall be compiled within 35 days after the individual's reception.

Based on the information contained in this report, a recommendation shall be made as to what the person should accomplish while at CRC, the anticipated period of time needed to complete the program, when the program should be available, and whether the individual agrees to complete the program. Other factors that may be included are:

- Relationship of narcotic use to other criminal activity.
- Their associate in use, such as:
 - Siblings.
 - Peers.
 - Parents.
- Inconsistencies regarding the individual's narcotic usage between various reports such as:
 - The POR.
 - Court appointed medical examiner's report.

Casework Follow Up

Does the individual need to be referred to psychiatric services for violence potential evaluation? Is an initial field study in order? If a dual commitment, does the individual need to be scheduled for a BPT hearing? Are arrest reports needed? If no follow-up is necessary, indicate "none".

76010.6 Miscellaneous Reports**Headings**

Centered at the top of the report should be the title of the report, usually phrased in terms of a particular decision-making recommendation. Examples of headings are:

- Referral to OPS/Civil Addict Parole.
- Annual Review.
- Closing Summary.

76010.7 CDC Form 611, Release Program Study (RPS) Report

CDC Form 611 reports shall contain the following sections and headings:

- Program Plan. One or more brief paragraphs which summarize appropriate program planning information as recorded on the Classification Chrono (CDC Form 128-G) and Initial Program Study. Note any program changes made that differ from the original recommendations on the Initial Program Study.
- Administrative Review. All levels of administrative review shall be chronological and include program changes, confirmation and exclusion review.
- Institutional Assignments. Summarize the individual's assignments during his stay in the institution. State specifically the duration of the assignment and grades received.
- Institutional Behavior/Response to Dormitory Program. Describe the individual's response to the above summarized treatment plan as it

applies specifically to dormitory behavior and activities. Those activities may include Alcoholics Anonymous, Narcotics Anonymous, self-help groups and psychotherapy groups. Also included in summary form are all Rule Violations Reports (CDC Form 115); or Counselling Chronos (CDC Form 128-A) received. Major infractions of the rules will be listed individually.

- Evaluation. This section will analyze and evaluate the individual's progress in terms of the above factual information and the occasion for the progress review report. If a referral to release status is a part of the recommendation, then the appropriateness of the release plans which are contained in the following section shall be evaluated.

Final Section of the Referral

The final section of the referral describes residence and employment plans that have been developed by the individual.

Residence Plans

- List either "Parole Agent to develop near place of employment", or a statement describing the proposed residence, including address, telephone number, names, and relationships of those living therein. Alternative residence plans shall be included if there is a possibility that the first plan may be unacceptable.

Employment Plans

- List either "none" with an explanation as to the type of work preferred, the work skills possessed, and the community where employment is desired, or a statement covering the following:
 - Name of company and person's position making the employment offer, address and telephone number at which the Parole Agent can make contact, type of work and wage involved.
 - Other information related to the position offered that may be of help to the Parole Agent, such as length of prior employment experience, education, or vocational training and union status. The same type of information shall be listed for each separate employment offer or lead.

Counselor's Comments

- Include, when applicable, the plans and arrangements made by the resident to pursue academic or vocational training programs. Resources such as veteran's benefits or financial aid from some source should be included along with names, addresses and file numbers. All significant debts and anticipated child support or alimony payments shall be listed. Plans on how to meet these obligations shall be spelled out. Assets, such as money in institutional trust account, are to be listed.

Legal Interests

- Unresolved legal matters shall be listed and clarified, which may include welfare interest in the resident or their family; names, titles, telephone numbers, addresses, file numbers and other identifying information about each interested agency.

Medical or Psychiatric

- When community follow-up is indicated for either medical or mental disorders, these are to be identified and explained.

Release Resources

- List the name, relationship, and address on each significant person in the community if this information is not contained in an earlier section.

Supplemental Evaluation

- This evaluation shall be added as a current addendum summary to the program response summary and evaluation section when the NAEA decides that the referral of an annual review case is appropriate for release. This section shall be evaluated in terms of the prior recommendation and plans. Regarding prior appearance cases postponed by the NAEA, a current section addendum summary shall be added before the next NAEA appearance.

Signatures

- The name and title of the counselor and supervisor are typed below the body of the report. Each shall sign the report above his/her name after review.

Prerelease

- Prerelease case assessment and planning is accomplished by the assigned supervising Parole Agent who verifies the above information as viable release plans. The Parole Agent shall approve, modify or disapprove release plans, depending upon prior failures, successes,

significant recent changes in community resources or plans that have not proven valid.

Signatures

- The title of the assigned Parole Agent and unit supervisor are included on the proposed RPS, and each shall review and sign the report.

76010.8 Processing Dual Commitments

When it is determined that a new civil addict commitment was on felony parole:

- The regional case records staff, upon notification of the civil addict commitment, shall immediately send the felony C-file to the records office at CRC.
- Within 60 days of arrival at CRC a determination shall be made by the classification committee to recommend retention in or exclusion from the civil addict program.

Retain in Program

- If the decision is to retain in the program, an CDC Form 1502, Activity Report, shall be submitted to the BPT for possible discharge of the felony commitment.
- If the felony commitment is discharged, the subject shall remain under the jurisdiction of the NAEA. Refer to DOM 76010.8.1 for processing.

Exclude from Program

- If CRC classification committee's decision is to exclude the person from the civil addict program, institution staff shall prepare an exclusionary letter referring the civil commitment back to the committing court, recommending vacation of commitment.
- If an outpatient/civil addict parolee is subsequently committed to state prison, P&CSD shall refer the civil addict commitment back to the committing court.

Unusual Dual Commitment

If the decision is made to retain a felony commitment to the Department in the civil addict program or in the rare event that the committing court refuses to vacate the civil commitment, the status will remain a dual commitment.

These cases will not be eligible for release consideration by the NAEA until the BPT ordered parole revocation period has expired.

76010.8.1 Felony or Civil Addict Discharge

The BPT's action discharging the felon case shall be posted to the CDC Form 112, Chronological History, in the felons C-file. A civil addict Cum Sum and C-file shall be completed. Actions affecting the resident's movement in and out of the institution, detainees and cancellations of same entered on the CDC Form 112 in the felony file shall be transferred to the civil addict file. The discharged felon C-file shall be sent to the designated region to be microfilmed then forwarded to the Archives Unit.

Felony/Civil Addict

Upon the resident's release to custody of the sheriff of the committing county as an unfit subject for the civil addict program, CRC case records staff shall place a Hold for the Department. A copy of the court order and of the CDC Form 123, Body Receipt, shall be placed in the "N" number case file. The original shall be forwarded to the designated reception center to be placed in the felons C-file.

Daily Reports of Arrivals and Departures

CRC case records staff shall make a notation on the Daily Report of Arrivals and Departures (DRAD) showing the discharge from the "N" number commitment(s) [and remaining on the departmental number (CDC number)]. The CDC Form 112, in the "N" number case file and the Control Card (CDC Form 144) shall also be posted to this effect.

76010.9 Unsuitability for Program

The Director or designated representative may:

- Return persons charged with a crime and committed to the civil addict program to committing court as unsuitable for the program (W&I 3053).
- Order discharge from the civil addict program for persons not charged with a crime who prove unsuitable for confinement or treatment in the program (W&I 3109).

W&I 3053 provides for automatic termination of a civil addict commitment upon a subsequent felony conviction and a commitment to state prison pursuant to PC 1168 or 1170.

76010.9.1 Removal From Civil Addict Program

Criteria for determining suitability for the civil addict program is set forth in W&I 3052.

76010.9.2 Procedure for Referring Cases to Committing Courts Pursuant To W&I 3053

After the decision has been made by the Director or designee that a person is unsuitable or has been committed to state prison in another matter, a letter from the Warden or RPA shall be directed to the presiding judge of the superior court of the county of commitment. This letter shall set forth the reasons for the determination of unsuitability.

If a person has been committed from two or more different counties, letters shall be directed to each of the committing courts.

When the referral resulted from a subsequent commitment to state prison and the person is an outpatient, the receipt of a court order by CRC or regional case records staff vacating the civil addict commitment is sufficient documentation to discharge the commitment on departmental records.

- Entries shall be made on CDC Forms 112 and 144 and the DRAD to reflect the discharge. The date of the court order shall be recorded as the discharge date. On multiple commitment cases, the entries shall indicate "Discharged on Case #00000 and remains on # _____."
- Reception center and institution case records staff shall forward a copy of any removal orders, executed by the sheriff, to CRC or appropriate regional case records staff to ensure appropriate disposition of the civil addict commitment records.

When the referral resulted from a determination of unsuitability other than a subsequent felony commitment, the commitment(s) shall not be discharged until the person is removed from the Department's custody for further proceedings on the suspended criminal charges. Upon receipt of a court order and removal for further proceedings, CRSs shall make an appropriate entry onto the CDC Forms 112 and 144 and DRAD to reflect the removal from custody and discharge on the civil addict commitment. On multiple commitment cases, the entry shall indicate "Discharged on Case #00000 and remains on # _____."

76010.10 Transfers Of Civil Addicts

Persons committed to the civil addict program shall be housed at CRC or institutions designated as branches of CRC.

Approval for transfer of a civil addict between institutions designated as CRC branches is delegated to the chief deputy Warden of the institution where the inmate is housed. A CDC Form 128-G shall be prepared by classification staff, recommending the transfer and the chief deputy Warden shall make the appropriate endorsement.

A limited number of northern county exclusion cases may be transferred to the northern reception center (NRC) to await completion of the exclusion process and return to the committing court. The approval of the CSR is required prior to such a transfer. This approval shall be documented on a CDC Form 128-G.

Transfer of a civil addict to CMF for medical reasons shall require the additional approval of CMF's CMO and the Chief, Classification Services.

The C-file, the slough file, health and educational files, CDC Form 103-B, and the CDC Form 144 shall accompany all civil addicts transferred to CRC branches.

76010.11 Escape From Civil Addict Institution

Pursuant to W&I 3002, escape from a facility for civil addicts is a felony.

Pursuant to PC 4530(c), escape from a temporary community release (TCR) is a felony.

76010.11.1 Escape Procedures

Departmental escape procedures shall be followed and a complaint shall be filed with the appropriate criminal justice agency pursuant to the appropriate section.

Upon notification of an escapee's apprehension, the CCRM shall place a Hold with the arresting agency for the Department pursuant to the existing civil addict commitment. Following prosecution of the escape charge, if sentenced to state prison, the civil addict commitment shall be referred back to the committing court as unsuitable. Discharge procedures shall be followed.

After an escapee has been at-large over one year and their whereabouts are unknown, an exclusion letter shall be prepared and forwarded to the court of commitment pursuant to W&I 3053. Upon completion of the exclusionary process, the information for the deleting of the Want is to be FAXed to the ID/Warrants Unit for the removal of the Want from the Wanted Persons System (WPS) and the Department Warrants Register

76010.12 Readiness for Release Criteria

The primary factor to be considered when a counselor is considering referral to outpatient status/parole is the resident's readiness for release to the

community. In making this determination, the counselor shall take into consideration the following:

- Did the resident successfully complete the program outlined by the counselor, initial classification committee, or subsequent classification actions?
- Does the resident meet the criteria for certification to the NAEA?

The intent is to have the person meet the set expectations in a measurable manner and for this to be documented in chrono form for review by the certifier and the NAEA. The documentation is to provide the reviewer with the necessary data to evaluate the individual's readiness for release to the community.

76010.13 Civil Addict Program/Expectations

In accordance with W&I 3000, a person shall not be placed on referral status simply because they have completed a certain amount of program time but has not otherwise met the expectations set for them. Every effort will be made to encourage utilization of program opportunities. However if the resident refuses to program, they can and shall be kept in the program for control purposes and not be placed on referral status.

76010.14 Scope Of Case Review Procedures

Case review procedures are those to which the release readiness criteria will be applied and the individual evaluated for release consideration. The Case Summary format shall be utilized to report and document the residents' progress in C-file.

If both the CC-I and CC-II concur in a recommendation for release consideration, the summary, which will include the referral, shall be forwarded to the appropriate parole office for release program study investigation.

When the Warden or designee approves an early release, the information shall be relayed to the Parole Agent telephonically.

76010.15 Director Certification

The Warden or designee of CRC shall review the entire summary (including the RPS) and determine whether certification for release is in order.

If so certified, the case shall be placed on the next NAEA hearing calendar accompanied by an NAEA Board Order:

- Institution Calendar (CDC Form 360).
- Outpatient Releasee Limited Placement (CDC Form 362).
- Civil Addict Parolee Limited Placement (CDC Form 362-A).

If the NAEA concurs, dependent somewhat upon the specifics of the release plan, it is anticipated that the individual will be released within seven days following the decision of the NAEA board.

In the event the Warden does not feel certification is indicated, he/she shall state the findings on the NAEA hearing certification work sheet and return case responsibility to the CC-I. A duplicate copy of the work sheet shall be forwarded by the records office to the appropriate parole office.

If there is deterioration in the behavior and/or adjustment, the case shall be referred to the program unit classification for review.

76010.16 Classification Committee/Responsibility

If this committee recommends for release, referral procedures are initiated and the counselor shall complete the Referral to OPS/RPS worksheet. The date of the committee action and those participating on the committee shall be listed. The evaluative summary shall be listed and include the committee's evaluation.

If the resident is not considered ready for release, this committee establishes the next review date and returns case responsibility to the CC-I. The committee shall submit an evaluation and recommendation(s) for change(s) or addition(s) to the plan.

In the event that the program unit classification committee is split in its opinion, the case shall be referred to the Institution Classification Committee for final determination.

76010.17 Annual Review by NAEA of Uncertified Cases

W&I 3151 provides that if a case has not been certified "...within the preceding 12 months, in the anniversary month of the commitment of any person committed under this chapter, their case shall automatically be referred to the authority for consideration of the advisability of release in outpatient status..." It is the policy of the NAEA that review of such cases will be on an appearance basis, unless the case has already been referred for release consideration.

The material presented to the NAEA for this review shall consist of the Cum Sum, complete with all previous staff reviews and recommendations. In

addition, a summarization and evaluation of the case shall be prepared and added to the Cum Sum.

All cases in the civil addict program, including those in out-to-court and escape status, shall be reviewed by the NAEA in the anniversary month of their receipt by the institution. Cases unavailable for personal appearance shall be presented in absentia.

76010.18 CYA Wards

By law, CYA wards must appear before the CYA Board at the end of one-year following reception by CYA, if not certified earlier. A report shall then be completed with recommendations for the CYA Board. The annual review report shall be used for this purpose.

A CYA case shall not be referred to the CYA parole division until ordered by the CYA board.

76010.19 Recertifying Cases Denied by NAEA

If a case has been denied release, it shall be considered for recertification when the counselor is satisfied that a significant behavioral change has occurred but no earlier than 60 days from the date of the last release hearing unless approved by the Warden.

76010.20 Release Return Report

Whenever a releasee is returned to CRC, the field agent's report and evaluations of the circumstances shall become a part of the summary.

76010.21 Limited Placement Cases/P&CSD Notification/Patient Appeal Rights

Limited placement cases shall be submitted to the NAEA prior to the 60-day delimiting date on a Limited Placement Classification/Referral Summary (CDC Form 1139) prepared by the counselor.

Certification decisions regarding limited placement cases shall include the recommendations of the field agent assigned to the case and whether the inmate was of "gate-turn-in status".

If limited placement status is removed for any reason, the appropriate field agent shall be notified of the action as soon as possible.

Denial of limited placement shall have the concurrence of the CC-II and the captain. This decision may be appealed by the individual.

76010.22 NAEA Personnel, Rules and Responsibility

Members of the NAEA are appointed by the Governor and by law are given responsibility for conducting hearings to consider the advisability of releasing individuals committed to the civil addict program to outpatient status/civil addict parole. The rules and manner in which these responsibilities are carried out are contained in CCR (15) (5) as well as the Administrative Directives (ADs) of the board.

The NAEA board has the following specific responsibilities:

- Cases reviewed annually from date of arrival at CRC for release consideration.
 - New commitment.
 - Outpatient returnee.
 - Civil addict parolee returned TFC.
- Conduct P&CSD hearings to review the cases of outpatients/civil addict parolees to determine whether the individual should be returned to the institution or retained in outpatient/civil addict parole status.
- To issue an Oral Order of Return, (CDC Form 1607) which may be made by a single member of the NAEA, suspending the release/parole status of an individual, when the facts indicate an immediate return to the institution is necessary, prior to a regularly scheduled NAEA board hearing.
- Recommend discharge from the civil addict program for those persons who have successfully completed outpatient status and discharge individuals who successfully complete parole.

76010.22.1 Institutional Hearing Liaison

The C&PR is the liaison for the NAEA and the institution staff and shall be familiar with the NAEA rules and Administrative Directives which pertain to internal procedures. The C&PR shall coordinate the hearings.

If the NAEA board members take any action that conflicts with policy, the C&PR shall call the discrepancy to the members' attention.

If complex issues need clarification, the C&PR or the assistant C&PR shall be contacted.

The resident's counselor shall attend the NAEA hearing whenever possible, to provide information which may have developed since the referral, clarify information in the C-file or answer questions that may arise concerning the individual or institution policy.

76010.23 NAEA Hearings

Institution and any other relevant reports shall be provided to the NAEA for the following types of hearings:

- Release hearing.
- Annual review hearings.
- Rescission hearings.

76010.23.1 NAEA Hearing Room Accommodations

Hearing rooms shall be as quiet and comfortable as possible. Paper, pencils, vote sheets, reference materials, other official documents and necessary supplies shall be available in the hearing rooms. Cold drinking water will be available. All aspects connected with the mechanics of the hearing shall be attended to so that the members of the NAEA can devote their full attention to consideration of the cases presented.

76010.23.2 Scheduling

Scheduling shall be accurate, with NAEA members being informed in advance of any deviations from the schedule. Relevant case materials shall be available for reference.

76010.23.3 Visitors

Visitors shall not attend NAEA hearings, except as authorized by the chairperson or their designee.

76010.24 Case Records Preparation for NAEA Hearings

Prior to an NAEA board hearing, case records staff shall prepare an addenda folder, for each resident, with the following material from the C-file:

- Current Work Supervisors Report (CDC Form 101) or Educational/Vocational Chronos (CDC Forms 128-D, E, F and/or L).
- Urine Analysis Report (UA).
- Confirmation of the Civil Commitment Education Program consisting of 120 hours.
 - Thirty hours of physical fitness recorded on a CDC Form 128-B.
 - Ninety hours of classroom participation recorded on a CDC Form 128-D.
- Medical clearance stated on a CDC Form 128-C.
- Institution Appearance Evaluation Sheet (CDC Form 279-L) on prior hearings, if applicable.
- CDC Form 115 (if applicable).
- Review of certification prepared by counseling staff.
- CDC Form 1139.

Addenda Folder

The addenda folder shall also contain:

- Two Cum Sums.
- CDC Form 279-L.
- NAEA Board Order, whichever is applicable:
 - CDC Form 360.
 - CDC Form 360-A, Annual Review Calendar.
 - CDC Form 361, Institution Calendar, Rescission Hearing.
 - CDC Form 362.
 - CDC Form 362-A.
- Condition of Release (CDC Form 1515-L).

76010.24.1 Case Records Responsibility Following NAEA Hearings

Immediately following the hearings, case records staff shall post the NAEA board actions to the CDC Forms 112 and 144.

The applicable NAEA Board Order shall be distributed as follows:

- Original to C-file.
- NAEA.
- Resident.
- Parole agent.

The material in the addenda folder shall be refiled in the C-file by CRSs immediately after the hearing.

Case records staff shall type the NAEA board results on the CDC Form 244-B, NAEA Minute Sheet. The minute sheet is retained at NAEA headquarters.

76010.25 Forms Used By NAEA

Forms used by NAEA include, but are not limited to:

- CDC Form 244-B, NAEA Minute Sheet, (retained at NAEA Headquarters located at CRC).
- CDC Form 279-L, Institutional Appearance Evaluation Sheet.
- CDC Form 341, Certificate of Discharge and Release.
- CDC Form 342, Certificate of Discharge and Release.
- CDC Form 343, Recommendation and Certificate of Discharge.
- CDC Form 344, Recommendation and Certificate of Discharge.
- CDC Form 344-A, Recommendation and Certificate of Discharge.
- CDC Form 360, NAEA Board Order-Institution Calendar.
- CDC Form 360-A, NAEA Board Order-Annual Review Calendar.
- CDC Form 361, NAEA Board Order-Review of Previous Board Order.
- CDC Form 362, NAEA Board Order-Confirmation of Oral Order (Outpatient Violator).
- CDC Form 362-A, NAEA Board Order-Confirmation of Oral Order (Parole Violator).
- CDC Form 919, NAEA Conditions of Parole.
- CDC Forms 1085 through 1093, Outpatient/Parolee Violation forms.
- CDC Form 1515-L, NAEA Conditions of Release.
- CDC Form 1521, Report to NAEA.
- CDC Form 1607, Oral Order of Return.
- CDC Form 1608, NAEA Board Order-P&CSD (Outpatient/Civil Addict Parolee) Calendar.
- CDC Form 1628-A, NAEA Report.

76010.26 Release On Outpatient Status/ Civil Addict Parole

Persons committed to the civil addict program shall be certified and referred for release consideration to the NAEA.

Annual Review

Any person (whether a new commitment or an outpatient/parolee returned to CRC or CRC branch) who has not been certified within the preceding 12 months shall be scheduled for a personal appearance before the NAEA for release consideration to OPS/civil addict parole.

In Absentia Hearing

In absentia hearings may be held for:

- Individuals on release referral status.
- Individuals unable to attend a hearing.
- Individuals on escape status.
- Confirm oral order of return.

Certification

Upon proper certification by the Warden or their designee of the individual's readiness for release, the individual shall appear before the NAEA. The appropriate vote sheet shall be prepared.

Any person committed pursuant to W&I 3051 (amended statutes September 17, 1981) who has spent a period of confinement/custody (excluding time spent on OPS, equal to that which he or she would have otherwise spent in state prison had sentence been executed, including application of good behavior and participation credit) shall upon reaching such accumulation of time, be automatically released on civil addict parole under the jurisdiction of the NAEA.

76010.26.1 Persons Placed On Felon Parole Pursuant To PC 1170(2)(a)

When a person is placed on felony parole under the jurisdiction of the BPT, the following procedure shall be followed:

- To minimize the delay in transmitting information to P&CSD when these individuals are placed on felony parole, immediately upon receipt of the Minute Order from the court, the CCRM at CRC shall forward this document to the CCRM at the appropriate regional case records office. Copies of CDC Form 343 (DOM 80000), Recommendation and Certification for Discharge, shall also be forwarded. P&CSD shall track the court actions for these cases to determine when placement on felony parole is ordered.
- The unit supervisor or designee shall request a copy of the Minute Order and Abstract of Judgment from the court or CRC case records, if the person was released from facility custody as a result of a court action. The CDC Form 138, Cum Sum, and photograph shall be requested from facility records. If the person was on active nonfelony parole when the commitment was vacated and the person was put on felony parole, the current C-File shall have the documents.

- When requested documents are secured, two copies of each document shall be prepared.
 - The original certified court documents shall be sent to regional case records.
 - One copy of the documents shall be retained in the field file.
 - Regional case records shall contact ID/Warrants Unit by telephone for a felon ID number, and advise the respective parole unit of the following information:
 - CDC number.
 - Date of issue.
 - Court sentencing date (placing case into active status).
 - Discharge information and review date.
- Regional case records shall then send a FAX to the ID/Warrants Unit providing the person's name, former "N" number, the parole unit to which the person is assigned, the effective date of the action that placed the person on parole and the new felony ID number of the person.

In Re Morales

If an active, non-felony outpatient, under supervision in the community or in local custody, is placed on felon parole by the court as a result of an In re Morales review, which discharged the civil commitment, but placed the person on felony parole, the procedures shall be:

- The parole unit supervisor shall assign the case to a Parole Agent in the unit. The parolee shall sign a CDC Form 1515 as evidence of parole status. The existing "N" number unit file shall become the felony C-File.
- Regional records shall be notified that a former civil addict by name and "N" number is now a felony parolee. If the parolee petitioned for a review under In re Morales, regional case records shall obtain a copy of the court's Minute Order or Abstract of Judgment placing the person on parole. Regional case records shall contact ID/Warrants Unit and follow the same process as above.

76010.26.2 Persons Placed On Civil Addict Parole Under the NAEA

For inpatients who reached their maximum custody/PED:

- Case records shall recompute the time.
- The outside of the C-File and the Cum Sum shall be marked "Civil Addict Parolee."

For outpatients who reached their maximum custody/PED:

- The CDC Form 919, Civil Addict Conditions of Parole shall be completed including any special conditions and distributed as follows:
 - Original to C-File.
 - Parole agent.
 - Parolee.
- CRC CRS's shall recompute the time.

76010.26.3 Records Disposition

Within five working days following release of an individual to OPS/civil addict case records staff shall:

- Post CDC Forms 112 and 144.

The slough file shall contain at least two copies of the Cum Sum. The C-File shall include the CDC Form 144 and three photos.

The C-File shall be retained at CRC until discharge, at which time it shall be processed as in DOM 71020.5.4.

76010.27 Responsibility for Obtaining Oral Order

When an outpatient/parolee surrenders to CRC or CRC branch without the agent's knowledge on a weekend or legal holiday and the next day is not a working day, facility staff shall be responsible for contacting an NAEA member to request an oral order of return.

At all other times, the Parole Agent's supervisor shall contact the NAEA member to request an oral order. If the outpatient/parolee surrenders during normal working hours without the Parole Agent's knowledge, facility staff shall obtain all pertinent information and notify the appropriate Parole Agent or unit supervisor who shall contact the NAEA member requesting the oral order of return.

In the event an oral order of return or Release-at-Large (RAL) is obtained by P&CSD staff and circumstances develop which require that the order be rescinded, the Parole Agent shall submit a report to the NAEA indicating the reasons and requesting that action be taken. In the event a duplicate oral order is obtained by facility staff at the time the outpatient/parolee surrenders at the gate and the oral order has not been confirmed, no further action on the

part of the NAEA is necessary. The date, time, and NAEA member who granted the request, as well as the reasons, shall be noted on the original copy of the CDC Form 1607.

Upon return of an individual from OPS/parole, the case file shall be updated and the Cum Sum revised in accordance with DOM 76010.5.1.

Case Records

The CCRM shall enter the appropriate data on the CDC Form 112, indicating NAEA actions.

- Suspending releasee/parolee status.
- Date of return to the facility.
- At-large time.
- Recalculate discharge date.

The legal page of the Cum Sum shall reflect the new discharge date and updated "custody time remaining" in accordance with DOM 76010.5.1 or if a person is a civil addict parole violator, the maximum eligible parole date shall be added.

76010.28 Return From OPS/Parole

A civil addict may be returned from OPS/parole as a technical violator, as a voluntary return, or with an additional civil addict commitment from the courts.

76010.28.1 Voluntary Return

Civil addicts may turn themselves in to the facility (CRC only) requesting return to inpatient status.

During regular working hours, the CCRM shall be notified upon arrival of the resident at the gate. If it is after regular working hours, the CCRM shall be notified at 8:00 a.m. the next regular working day.

Case Records

The CCRM shall:

- Ascertain the resident's number of custody days remaining, PED, etc., by contacting the regional CCRM.
- Determine whether an oral order has been obtained. If not, contact the Parole Agent.

Parole Agent

The Parole Agent shall obtain the oral order and notify the regional CCRM.

Case Records

The regional CCRM shall:

- Notify the facility CCRM.
- Post the CDC Forms 112 and 144.
- Cancel the Want if one is outstanding.
- Forward the files immediately to CRC.
- Place the case on the next NAEA calendar for action "continue of oral order of return."

76010.29 Limited Placement Return Policy

Outpatients and civil addict parolees may either voluntarily return or be involuntarily returned to CRC for a limited placement of up to 60 days for the purpose of detoxification, meeting special program needs, or dealing with cooperative cases whose behavior is deteriorating. Limited placement status is a privilege and may be removed by reclassification by CRC staff if there is a difference of opinion between the NAEA and the counselor, or if the civil addict's behavior is not conducive to limited placement. A limited placement return case must be recommended for limited placement by a CRC classification committee and subsequently granted a release date by the NAEA in order for confirmation to occur.

The unit supervisor of the assigned parole unit shall obtain the oral order of return (an NAEA member shall be contacted for an oral order between 8:00 a.m. and 10:00 p.m. unless an emergency arises). Both the assigned Parole Agent and the assigned counselor share the responsibility for development and implementation of a limited placement program plan while the case is at CRC.

76010.29.1 Limited Placement Return Eligibility Criteria

Limited placement denial shall occur if a case does not meet eligibility criteria or if an outpatient or civil addict parolee accumulates disciplinarys at CRC.

In order to be accepted for limited placement, an outpatient or civil addict parolee [including RALs or Parolees-at-Large (PALs)] must:

- Have no felonious criminal involvement other than illegal drug use.
- Either turn themselves in at CRC gate or surrender to the Parole Agent.

- Be recommended for limited placement by a CRC classification committee and granted a release date by the NAEA.

If the outpatient or civil addict parolee did not surrender or volunteer to return to CRC for limited placement, they must have cooperated with the Parole Agent and the Parole Agent shall indicate the outpatient or civil addict parolee does not require a lengthy stay at CRC in order for the case to be accepted for limited placement.

76010.30 Suspend/Return Cases

Upon receipt of a suspend/return report and a "Bye" hearing package from the parole unit, case records staff shall:

- Post on the CDC Form 112, the resident's/parolee's decision regarding a Bye hearing.
- Type resident's/releasee's decision regarding a "Bye" hearing on the NAEA Board Order-P&CSD [Outpatient/Civil Addict Parolee] Calendar, and the CDC Form 1608, Vote Sheet.
- Forward the complete "Bye" hearing package, violation report, addenda material, and updated Cum Sum to CALPU at CRC.

76010.31 Oral Orders Obtained

The parole unit office shall notify the regional case records office immediately following receipt of an oral order and shall also advise them of the releasee's/parolee's decision regarding a "Bye" hearing.

76010.31.1 Region Case Records Staff

Upon being advised of an oral order, case records staff shall:

- Prepare the CDC Form 1608.
- Post the CDC Form 112, "Oral Order Obtained on DATE from MEMBER."
- Pull and place the CDC Form 144, in the C-File.
- Obtain a complete up-to-date Cum Sum attaching a copy of the CDC Form 1608. This material shall be used at the NAEA hearing.
- Place the case on the next NAEA calendar for confirmation.
- Limited placement oral orders shall be confirmed at CRC hearing calendar.

76010.32 Process Cases For Bye Hearing

The provisions of the California Supreme Court case, In re Bye, extended certain hearing rights on alleged revocation of OPS/civil addict parole to the civil addict program.

If the releasee/parolee desires a hearing or refuses to sign the "Bye Papers," the action shall be referred to CALPU at CRC.

With the exception of voluntary returns, two Cum Sums shall be updated, one to remain in the C-file and the other to be forwarded to the NAEA calendar.

The regional CCRM shall make sure that a current Violation Report Fact Sheet, (CDC Form 1521), accompanies each case to be presented to the NAEA calendar.

76010.33 Suspended RAL/PAL

Suspended RAL/PAL reports with vote sheets attached shall be presented to the NAEA calendar.

After the NAEA has taken action on the RAL/PAL report, a Want shall be issued effective the date of the NAEA action.

The case shall be classified as either an exclusion category I or II and this classification shall be included in the violation report.

Example:

- Category I. Cases shall be reviewed for exclusion no later than six months after the date of suspension.
- Category II. Cases shall be reviewed for exclusion when they have been in RAL/PAL status for 12 months. A pending file, by month, shall be maintained for RAL reports. A copy of the report shall be filed in the current month.

Further:

- Category I cases shall be pulled within five months to notify the agent and the appropriate superior court(s) that the releasee/parolee shall be RAL/PAL six months on (date).
- Category II cases shall be pulled within 11 months to notify the agent and the appropriate superior court(s) that releasee shall be RAL 12 months on (date).

76010.34 NAEA/P&CSD Calendar Order

Cases presented to the NAEA on the P&CSD calendar shall be in order as follows:

- Confirm oral order of return (Include remove RAL/PAL if applicable).
- Suspend - return (Include remove RAL/PAL if applicable).
- Suspend - return with new commitment.
- Suspend - reinstate (Include remove RAL/PAL if applicable).
- Continue on OPS/civil addict parole.
- Suspend - RAL/PAL.
- Remove RAL/PAL status.
- Defer pending adjudication.
- Miscellaneous order.
- Discharge from parole (civil addict).
- Recommend discharge (outpatient).

Calendar List

A typewritten list of those persons scheduled, in calendar order, shall be prepared.

NAEA Board Order

A CDC Form 1608 shall be prepared for each resident scheduled on the calendar and stapled to the front of one copy of the NAEA board report.

Institution Appearance Evaluation Sheet

A copy of any CDC Form 279-L, which was prepared at a release calendar postponing release, shall be included in the hearing packets.

76010.34.1 Contents Of Hearing Packets

The hearing packet for the chairperson shall contain:

- Copy of calendar list.
- NAEA board reports.
- Prior CDC Form 279-L (if applicable).
- CDC Form 1608 (vote sheet).

The hearing packet for the RPA shall contain:

- Copy of calendar list.
- NAEA board reports.
- Prior CDC Form 279-L (if applicable).

The hearing packets shall be enclosed in a manila envelope in calendar order.

76010.34.2 Processing Vote Sheets

Immediately upon receipt of the signed CDC Form 1608, CRSs shall:

- Post CDC Form 112.
- Post CDC Form 144.
- Distribute copies of the CDC Form 1608 as follows:
 - Original to C-file.
 - Copy 1 to NAEA.
 - Copy 2 to Parole agent.
 - Copy 3 to Parolee/releasee.

76010.35 Outpatient Exclusions Unsuitable

When the decision is made by P&CSD to exclude a releasee from the civil addict program, the unit supervisor shall forward the exclusion letter and closing case conference to the CCRM. The unit supervisor shall send a notification letter to the outpatient/civil addict parolee advising them of the plan to exclude.

After the exclusion letter has been proofread and legal data verified, the letter shall be forwarded to the RPA for approval.

Upon receipt from the RPA, the exclusion letter shall be retained for 15 calendar days to allow time for the releasee to file an appeal.

If an appeal is not received by the end of the 15th calendar day, the CRSs shall make the following distribution:

- Original and one copy to the committing superior court, along with the updated Cum Sum. If there is more than one county of commitment, a letter shall be prepared for each county, with a copy of the letter to the other committing counties.
- Copy to DA of the county of commitment.
- Copy to the supervising Parole Agent.
- Copy to C-file.
- Copy to pending file.

An exclusion recommendation based upon unavailability for reasons of deportation or for a felony commitment to prison is not appealable.

When the superior court provides a certified copy of the Minute Order, vacating the commitment, the original shall be retained in the C-file and one copy forwarded to the Parole Agent.

76010.36 Outpatient Exclusions Resulting From State Prison Commitment

If the exclusion is a result of a releasee receiving a felony commitment to state prison, the procedure above shall apply.

In addition, a copy of the Cum Sum and a copy of the CDC Form 112 shall be forwarded to the appropriate reception center case records office.

The CCRM in the reception center shall forward a copy of the court removal order and a copy of the body receipt to the CCRM of the parole region when the releasee is taken out-to-court for further proceedings on the criminal charges.

The civil commitment shall be discharged from OPS on the date of the removal order.

In addition to the above listed documents, a copy of the certified Minute Order from the court shall be forwarded to the appropriate reception center.

The civil addict case may be discharged on either the Minute Order or the documents from the reception center, whichever is received first.

76010.36.1 Processing L.A. County Exclusionary Cases

When sending an exclusionary package to Los Angeles County DA's (LADA) Office, it will expedite matters to address the material to the appropriate LADA's office as determined by the superior court case number.

76010.37 Outpatient Early Discharge

Upon receipt of a board report from the parole unit, the CCRM shall ascertain that the discharge time is correct by auditing the previous actions on the CDC Form 112. The time period begins as of the date of release to OPS/parole or reinstatement, whichever occurs last.

To qualify for early discharge:

Commitment Offense Prior to 7-29-80

- An outpatient committed to civil addict program pursuant to W&I 3050 or 3051 whose offense occurred prior to July 29, 1980, must abstain from narcotics and otherwise comply with the conditions of release for 24 consecutive months. If the individual is participating in a methadone maintenance program, this time frame is extended to 36 consecutive months.

Commitment Offense On or After 7-29-80

- Outpatients committed to civil addict program pursuant to W&I 3050 or 3051 for a period of 24 months or less whose offense occurred after the enactment of SB 1878 (effective July 29, 1980) must abstain from narcotics and comply with the conditions of release for 12 consecutive months (W&I 3200).
- Outpatients committed under W&I 3051 for more than 24 months must abstain from narcotics and comply with the conditions of release for 16 consecutive months (W&I 3200).

Two Cum Sums shall be updated; one shall remain in the C-file and the other shall be forwarded to the NAEA calendar with the following:

- NAEA board report.
- CDC Form 1608.
- CDC Form 343 for W&I 3051 and 3051 commitments.
- CDC Form 342 for W&I 3100 and 3100.6 commitments.

If the NAEA acts favorably regarding the recommendation for discharge, the original discharge certificate and two copies, accompanied by a cover letter for each, shall be attached to an updated Cum Sum and referred to the committing court in the case of W&I 3050 and 3051 commitments.

One copy of the cover letter shall be mailed to the DA, one copy to C-file, and one copy to the appropriate parole unit.

76010.38 W&I 3100 Discharge

If an outpatient is committed under W&I 3100 or 3100.6 (no crime), the CDC Form 342 (DOM 80000) shall be completed and submitted to the RPA for approval. The above procedure shall apply, with the exception of forwarding the CDC Form 342 to the committing court. Favorable action by the NAEA acts as a discharge.

76010.39 Civil Addict Parolee Early Discharge

Individuals in this category must abstain from narcotics and otherwise comply with the conditions of parole for one year continuously or must have been under continuous parole supervision without interruptions, including OPS, for 16 months, whichever occurs first.

76010.40 Discharge For Felony Commitment

Upon receipt of a court order reflecting that the civil addict commitment has been vacated, the case records staff shall make appropriate entries on the CDC Form 112 indicating the discharge.

When all W&I commitments have been discharged, the records shall be retained at CRC six months, then forwarded to the assigned region to be microfilmed prior to being forwarded to the Archives Unit.

76010.41 W&I 3109 Discharge

The W&I 3109(a) institution exclusion or W&I 3109(b) new felony commitment shall be discharged upon receipt of a court order.

76010.41.1 Expiration of Commitment W&I 3100

Fifteen days prior to expiration of 12-month commitment, the CCRM shall prepare and sign the CDC Form 341 (DOM 80000). Signature by the CCRM acts as a discharge.

Distribution of the CDC Form 341:

- Original to dischargee.
- Copy to parole unit (if applicable).
- Copy to C-file.

76010.41.2 Expiration of Commitment W&I 3201

Forty-five days prior to expiration of commitment, the CCRM shall forward to the units a list of all persons scheduled for discharge, requesting a closing case summary.

Thirty days prior to the discharge date, the CCRM shall prepare a CDC Form 344-A (DOM 80000).

The RPA shall approve and sign the certification for the Director.

The CCRM shall forward the original and five copies, along with an updated Cum Sum, to the committing court(s) for further proceedings on the suspended criminal offense(s). For multiple commitments, a Cum Sum and copy of the certificate of discharge shall be sent to each committing court.

Upon receipt of the CDC Form 344-A signed by a judge of a superior court(s), case records staff shall make the following distribution:

- Original to parolee.
- Copy to parole unit (if applicable).
- Copy to C-file.

The CDC Forms 112 and 144 shall be posted to reflect discharge effective the date of the expiration of commitment. The discharge date shall be input into OBIS.

76010.42 Methadone Maintenance Program

The W&I 3200 provides that an outpatient may be discharged if they have abstained from the use of narcotics for at least two consecutive years; or is in a methadone program and has abstained from the use of narcotics for at least three consecutive years while in such program. W&I 3154 provides that participation in a methadone maintenance program shall not be construed to break the abstinence from the use of narcotics referred to in W&I 3200.

Being in or having been in a methadone program extends the time for discharge eligibility to three years; dropouts from the methadone program do not affect the discharge target date if the releasee remains drug free.

The three-year period starts on the date of the person's release to OPS or reinstatement, whichever occurs last.

An outpatient may be discharged if they have abstained from the use of narcotics (as in DOM 76010.15) for periods of time pursuant to W&I 3200 (amended Statutes, July 1980).

76010.43 Revisions

The Deputy Director, Institutions Division, or designee shall ensure that the content of this section is accurate and current.

76010.44 References

W&I §§ 3000; 3100; 3050; 3109; 3051; 3200; 3052; 3201; 3053; 3301

PC §§ 4530(c).

CCR (15) (5), NAEA.

ARTICLE 23 — CYA WARDS

Effective September 26, 1989

76020.1 Policy

CYA wards may be accepted for placement in the Department pursuant to PC 2037 and Welfare and Institution Code (s) (W&I) 1731.5 and 1755.5.

Inmates under the age of 21 years sentenced to the Department may be transferred to CYA to serve their commitments pursuant to W&I 1731.5(c).

In cases other than "court ordered", the director of CYA and/or The Director may require a "Director's Agreement" prior to transfer of wards or inmates between departments.

76020.2 Purpose

This section provides instructions for the processing of CYA wards in Department facilities and the transferring of Department inmates to CYA.

76020.3 Placement Requests

A request for transfer of a CYA ward or a Department inmate shall be initiated by the Director or their designee of the requesting department.

- Requests for a CYA ward placement in a Department facility pursuant to W&I 1755.5 and 1755.5(c) shall be reviewed by the Departments' Classification Services section.
- Classification Services shall process CYA orders placing wards at DVI pursuant to PC 2037 without delay.

The Chief, Classification Services shall review and recommend approval/denial of each case. Upon notification the Chief, Classification Services shall notify the CYA pursuant to the following:

- Whether the case is accepted or denied.
- Reasons for denial (if applicable).
- Reasons for any delay in transfer of more than ten working days.

76020.4 Acceptance Documents

Upon approval, CYA wards transferring to Department institutions shall be accompanied by the following documents:

- A copy of the CYA Form 1.310, YOPB Order, directing the transfer.
- The parole district case folder containing documents concerning the ward (if applicable).
- A case summary (Cum Sum) with a photograph.
- The wards C-File containing all relevant information.

76020.5 Placement of CYA Wards in the Department

Classification Services shall review all information available and place CYA wards who are not juvenile court commitments under PC 2037 at one of the following approved facilities:

- CMF.
- CTF.
- CIM.
- DVI.
- CIW.
- CRC (over age 18 only).

Normally, such placement for males shall be DVI and CMF. Wards whose paramount problem is narcotic involvement shall be placed at CRC.

Wards committed to the Department pursuant to PC 2037 shall be placed at DVI.

76020.5.1 Records Maintained

Case records shall prepare and maintain the following records:

Fingerprints

- One copy of CDC Form 138, Fingerprint Card, on all CYA wards except those received by transfer from another departmental institution. File this card in the C-file.
 - The only number on the card shall be the CYA number.
 - The card shall show the same entries as indicated in the DOM 72020.4.3 in the space provided for "county", "crime", and "crime and term".

Photographs

- Photographs as indicated in DOM 72020.4.4 except:
 - Use the word "CALIFORNIA" on the first line of the number card on photographs instead of "CALIFORNIA PRISON". Show the CYA number.

C-file

- C-files in accordance with instructions pertaining to departmental commitments.

76020.5.2 CYA Wards With a Department Prison Term**Case Records**

If a consecutive (CS) state prison commitment is received on a CYA ward, case records staff shall:

- Notify CYA of the CS prison commitment.
- Place a Department detainer, if the ward goes out-to-court for discharge on the CYA commitment specifying upon completion of the court hearing, the county shall deliver the inmate to a Department reception center for processing.

When a CYA ward receives a concurrent (CC) prison commitment, case records staff shall:

- Notify CYA of the commitment.
- Request a departmental identification number (CDC number).
- Request immediate transfer of the ward to a Department reception center for processing.

76020.5.3 CYA Board Hearings

Follow the CYA Board manual for procedures to conduct YOPB hearings.

76020.5.4 Escape/Disturbance Serious Disciplinary Violations

If a CYA ward is involved in an escape or serious disturbance, send two copies of the report made for the Director to the CYA, Attention: Clerk's Office, 4241 Williamsborough Drive, Sacramento, CA 95823. These shall be in addition to the copies sent to the Director or other departmental institutions.

If a ward is found guilty of any serious offense or conduct requiring placement in a SHU notify appropriate CYA staff. Departmental staff may refer the case to the DA's Office for prosecution or recommend that CYA consider returning the ward to court.

76020.5.5 Emergency Transfers

Transfer CYA wards only upon authorization of the CYA, except under emergencies. General emergency transfer provisions apply to CYA wards.

Direct requests for emergency medical/psychiatric transfers, to the Case Records Services Specialist of the Population Management Section of the CYA.

When an emergency transfer of a CYA ward is for the security and safety of the institution, the superintendent or their designee shall notify the Director/Chief Deputy Director or the Deputy Director, Institutions; who shall coordinate with the Case Records Services Specialist, CYA, to make arrangements for the review and authorization for transfer.

76020.5.6 Release

The assigned CYA Parole Agent shall handle the release of CYA wards. At the time of release, case records staff shall forward prerelease/field file to the appropriate CYA parole unit and the C-file to the designated regional case records office.

76020.6 Court Placement of a Department Commitment in CYA

The court may commit certain felons who were under the age of 21 years at the time of their apprehension with actual housing in a CYA facility. CYA may accept the case or refer it back to the court for resentencing.

This placement shall be solely for the purpose of housing and participation in available CYA programs. The inmate, in all other respects, is under the jurisdiction of The Director and the BPT.

76020.6.1 Transfer of a Department Inmate to CYA

Transfer of any inmate under 21 years of age to CYA, by the Director with the approval of the Director of CYA pursuant to PC 1731.5(c) shall meet but is not limited to the following criteria:

Criteria

- The inmate is unable to cope in the Department's general population.
- The inmate voluntarily signs a CDC Form 128-B, General Chrono, indicating their desire to transfer to CYA and acknowledging an understanding of CYA's structure and program.

76020.7 Processing Transfers

Institutions shall refer transfer agreement cases meeting the proper criteria to the Chief, Classification Services for review and forwarding for approval of the directors of CYA and the Department. Such referrals shall include:

- A memorandum endorsed by the Warden indicating significant case factors and reasons for the proposed transfer.
- The inmate's Cum Sum.
- The inmate's next scheduled board date, if applicable.
- The latest BPT report and preboard psychiatric evaluation, if applicable.
- The current medical and dental reports (CDC Form 128-C).
- A current photograph.

Classification Services shall notify the requesting institution of the referral's approval or denial in writing. The Chief, Classification Services, shall coordinate the actual transfer with the transportation unit (of the Department) and notify the institution of the date and time of the projected move.

76020.8 Department Inmates in CYA Facilities

Inmates transferred to CYA shall remain with CYA until:

- The Director of CYA orders their return to the Department.
- Released on parole.
- Discharged on their commitment.
- Returned to the Department upon their 25th birthday.

Note: An inmate being transferred to CYA shall be given the opportunity of reviewing their C-file prior to transfer.

76020.8.1 Programs/Responsibility

While housed in a CYA facility, Department inmates shall:

- Use the CYA ward's grievance procedure for any appeals.
- Have access to all available CYA programs, assignments, and medical/dental services.
- Be subject to CYA's Disciplinary Decision Making System (DDMS). CYA shall use the Department, Disciplinary Credit Loss Schedule when assessing a credit loss.
- Be given all credits and restoration opportunities as afforded all Department inmates.

76020.8.2 Escapes

CYA shall be responsible for initiating escape procedures when a Department inmate escapes from a CYA facility. Such procedures shall include:

- Notifying the Department's Law Enforcement and Investigations Unit by the Headquarters ID/Warrants Section.
- Notifying the Departments' LPU-(LPU).
- Alerting the Department if the escapee is a public interest case.

Upon apprehension of the inmate, CYA shall:

- Return the inmate to a CYA facility.
- Determine if the inmate shall be prosecuted and if they shall be transferred to the Department.

76020.9 Process of Maintaining Records

The Department's LPU is the hub institution and shall maintain the inmate's C-file while they are at CYA. Upon transfer of an inmate to CYA, case records staff shall forward the C-file to LPU.

- Each inmate without an existing CDC number shall be issued a departmental identification number upon acceptance by CYA.
- Headquarters OISB is responsible for commitment and movement data entry into OBIS until the release, return to the Department, or parole of the inmate. OBIS shall show the location of inmates in CYA facilities as SACCO (Sacramento Central Office), secondary unit, CYA/LPU.
- LPU is responsible for the entry of time collection and IW/TIP credits into OBIS.

Upon an inmate's release, parole or return to a Department facility, LPU shall forward the C-file to the appropriate institution or parole region. Any subsequent return of the inmate to custody shall be to a departmental facility. CYA shall be responsible for forwarding all documents regarding these inmates to LPU.

76020.10 BPT Hearings

LPU staff shall contact the BPT Scheduling Unit to determine board dates for inmates at CYA.

All required reports and documents shall be available for the Board hearing.

76020.11 Prerelease

CYA shall follow the Department's prerelease referral procedures for Department inmates nearing their Minimum Eligible Parole Date (MEPD)/Earliest Possible Release Date (EPRD).

76020.12 Parole

Department inmates housed in CYA facilities are paroled to CYA parole supervision and the CYA file shall be forwarded to the parole unit. If an inmate reaches the age of 25 prior to discharge, the Department will assume supervision.

LPU shall forward the C-files on these inmates to the appropriate Department regional case records office.

76020.13 Parole Violator Housing

Department reception centers shall process "returned to the Department" parole violators who had been serving their term and were paroled from a CYA facility.

76020.14 Revisions

The Deputy Director, Institutions Division, shall ensure that the content of this section is accurate and current.

76020.15 References

W&I §§ 1731.5 and 1755.5.

PC § 2037.

CHAPTER 8 — ADULT PAROLE OPERATIONS

ARTICLE 1 — RELEASE PROCEDURES AND CONDITIONS OF PAROLE

Effective December 28, 1989

81010.1 Introduction

Parole is a critical period in the life of an offender. Through the application of controls and the provision of services, the Parole Agent helps to create favorable conditions for the parolee's successful adjustment. Community protection is the paramount concern and is effectively achieved if the parolee makes a favorable transition to society. A Parole Agent has broad discretion over the life of a parolee and in exercising that discretion, will act as a professional. During this period of supervision and observation, it is imperative that the Parole Agent be knowledgeable about the parolee's activities and significant others in the parolee's life. The Parole Agent's task is to maintain in the community, those parolees who can perform acceptably in the community and to remove those who cannot.

81010.2 Policy

Revised September 25, 2007

All inmates shall be paroled to the county of commitment unless the case complies with an exception criteria. County of commitment is the county where the crime for which the parolee was committed occurred, except for crimes committed in prison. Commitments to prison for an in-custody (prison) felony shall not be used as the basis for determining the county of commitment. If the parolee has been discharged from all previous terms, consideration shall be given to placement in another, more appropriate county in accordance with exception criteria. An inmate may be paroled to another county if it would be in the best interest of the public and of the parolee. The reasons for parole to another county shall be specified in writing in the parolee's C-File.

Another County

The following factors shall be considered in determining if parole to another county is justified:

- The need to protect the life or safety of a victim, the parolee, a witness or any other person.
- Public concern that would reduce the chance that the individual's parole would be successfully completed.
- The verified existence of a work offer, or an educational or vocational training program in another county that encompasses the following:
 - Permanent employment that will enable parolee to be financially self-sufficient. (Minimum wage jobs, such as busboy or short-term jobs such as cannery worker, are not self-supporting or of sufficient duration to qualify.)
 - Training or educational program that will: be full time; materially upgrade the parolee's employment skills or educational level and thus substantially improve employability; and will provide sufficient funds to preclude the parolee from relying on welfare, CDC cash assistance or similar programs.
- The last legal residence of the parolee having been in another county.
- The existence of family in another county with whom the parolee has maintained strong ties and whose support would increase the chance that parole would be successfully completed.
 - Family members are defined in Section 3000 of the Title 15 as the parolee's legal spouse, registered domestic partner, natural parents; adoptive parents, if the adoption occurred and a family relationship existed prior to the parolee's incarceration; step-parents or foster parents; grandparents; brothers and sisters; the parolee's natural and adoptive children; step-children or grandchildren. Aunts, uncles and cousins are not considered as immediate family members unless a bonafide foster relationship exists.
- The lack of necessary outpatient treatment programs for parolees receiving treatment pursuant to PC 2960.
- An inmate who is released on parole shall not be returned to within 35 miles of the actual residence of a victim of, or a witness to, a violent felony as defined in paragraphs (1) to (7) inclusive of subdivision (c) of PC 667.5 and any, felony in which the

defendant inflicts great bodily injury on any person other than an accomplice which has been charged and proved as provided for in PC 12022.7 or 12022.9, if the victim or witness has requested additional distance in the placement of the inmate on parole, and if the BPT or the P&CSD finds that there is a need to protect the life, safety or well-being of a victim or witness.

- Parole referrals for out of state placement shall not be made unless the inmate is a resident of the other state or has relatives in the receiving state and it is clear that the inmate will be self-supporting.

81010.3 Release on Parole Definitions

Release on parole: The actual transfer of an inmate incarcerated in a CDC institution, reentry facility or housed temporarily in a county or city jail, to the supervision of the P&CSD on a date established by operation of law (PC 1170) or by the BPT (PC 1168).

Release dates:

- Indeterminate Sentence Law (ISL) release date: Date from which an ISL prisoner may be released from confinement pursuant to the ISL.
- Determinate Sentence Law (DSL) release date: The date a prisoner sentenced under PC 1170 is released to parole or discharged; also the date a prisoner sentenced prior to July 1, 1977, and recalculated by the BPT under the provisions of PC 1170.2 is released to parole or discharged.
- Life Prisoner ISL release date: A prisoner serving a sentence of life with the possibility of parole. The parole date is determined by the BPT.

CDC Form 611, Release Program Study: An informational document that specifies the inmate's proposed residence and employment, institutional adjustment, and prognosis for parole adjustment.

County of commitment means the county where the crime for which the inmate was committed occurred.

Inmates Housed in CYA facilities ("M cases"): The W&I authorizes a Superior Court to order that certain offender (aged 18-21 years) committed to prison be housed and programmed in CYA institutions.

81010.4 Imminent Release Policy

The Penal Code requires all cases to be referred to the parole region of the inmate's county of commitment for reentry screening. CDC policy requires referrals to be forwarded to the Regional Reentry Coordinator 210 days prior to the earliest possible release date (EPRD).

However, in those cases where recalculation of the EPRD indicates release on parole must occur in the immediate future, it is the C&PR's responsibility to make immediate telephone contact with the appropriate parole unit to arrange release procedures.

81010.4.1 Imminent Release Procedures

Institution C&PR (Immediately upon Learning of Imminent Release)

Telephones Regional Records to determine unit of assignment and advise region of new release date.

Telephones unit supervisor for release program information and reporting instructions.

Provides inmate with written release program reporting instructions.

Regional Records Staff

Advises Regional Reentry Coordinator of inmate's new release date.

81010.5 Release Program Study (RPS) Policy

The Parole Agent shall investigate all proposed programs. If a proposed program is determined by a Parole Agent not to be suitable for a parolee, efforts shall be made by the Parole Agent to develop an appropriate alternate program in the county of commitment.

P&CSD staff shall return the completed RPS Form, CDC Form 611, and Conditions of Parole to the institution housing the inmate 60 days before the inmate's EPRD. However, if the RPS, CDC Form 611, is not received by the parole unit at least 75 days before the EPRD, the preparole investigation shall be returned within 15 days of receipt.

81010.5.1 Release Program Study Procedures

Regional Screening Agent

Reviews case to determine compliance with county of commitment law.

Sends preparole package to appropriate unit office.

Notifies sending institution's C&PR of assigned unit.

Unit Supervisor or Designated Parole Agent

Assigns case to a Parole Agent.

Parole Agent

Reviews case and prepares CDC Form 1659, Risks and Needs Assessment for felon cases.

- Investigates residence program to determine:
 - Type of residence (apartment or single family dwelling) and neighborhood.
 - Other persons residing in the home, their ages, occupations, income and relationship to parolee.
 - Willingness of persons in the home to assist and their understanding of limitations on a parolee and the Conditions of Parole.
- Investigates employment, training or school plans by contact with employer or other appropriate individuals to determine:
 - Validity of any offer.
 - If the proposed job is appropriate for inmate's prior experience, skills, training and criminal history.
 - Evaluates any behavior problems and prescribed treatment or medication.
 - Sends letter to inmate requesting information about alternative residence or employment if proposed program is unsatisfactory.
 - Contacts relatives or other persons who may offer support or employment, or makes arrangements for halfway house, motel or other accommodations if there are no resources.
- Forwards file with cover memorandum by unit supervisor to appropriate unit within county of commitment if investigation reveals case is incorrectly assigned.
 - Forwards copies of cover memorandum to regional screening agent and to C&PR of sending institution.
- Reviews case file and recommends imposition of any appropriate special conditions of parole to the unit supervisor.
- Completes CDC Form 611, Release Program Study, indicating inmate reporting instructions and distribution of release funds.
 - Clearly specifies county of residence in section B "Assigned Agent's Comments and Reporting Instructions to Inmate."
- Returns preparole case file and completed CDC Form 611 and CDC Form 1650D, Record of Supervision, documenting the preparole investigation, to the unit supervisor if case is High Control or High Services Category or a special condition of parole is recommended.

Unit Supervisor

Reviews preparole material for High Service or High Control case or imposes special condition of parole, if appropriate, and signs CDC Form 611.

Returns RPS package to Parole Agent with instructions for additional investigation if required.

Unit Clerical Staff (60 Days Prior to EPRD or Within 15 Days of Receipt)

Forwards completed CDC Form 611 to C&PR of institution where inmate is housed.

81010.6 Release Funds Policy

Inmates paroled or discharged from a CDC institution or reentry facility shall be given \$200 in release funds. Parolees released to a local hold who are subsequently released from custody are entitled to release funds under PC 2713.1. In these cases, P&CSD staff shall delay requesting release funds either until after the parolee is released from local custody or until the release date from local custody has been determined. Cash assistance or vouchers to assist the parolee will be provided, pending receipt of release funds. Parolees released from county jail following a period of BPT ordered revocation shall be given release funds at the rate of \$1.10 per day in revocation status to a maximum of \$200. Parolees released directly to custody of another state or the federal government including releasees to the USINS shall not be given release funds under PC 2713.1 (Cash assistance funds equal to release funds under PC 2713.1 shall be used to meet the release needs of these parolees if they are subsequently released from custody). All personal funds should accompany parolee being released to hold.

Check Log

A check log shall be maintained documenting the name of the agent who was given the check for distribution, the date it was given, the date it was delivered by the agent or the disposition of the undelivered check.

Revocation Unit

Parolees and civil addicts released from a CDC revocation unit due to dismissal of charges, a finding that the charges are unsubstantiated, or ordered continued on parole without being assessed a revocation term shall be provided a budget equal to bus transportation to their area of residence plus \$10.00 for incidentals if traveling up to 200 miles and \$15.00 for incidentals for greater distances. The individual shall be directed to report to the assigned parole unit for further instructions and further assistance as required.

Release funds are intended to aid the parolee in reintegrating into the community and shall not be provided until the parolee is released to the community. A maximum of one-half of the \$200 can be given to an inmate when the inmate enters a reentry facility. Parolees in a DMH institution are not considered to be in custody.

No remaining portion of the release funds shall be provided to a parolee who absconds prior to receipt of the total release monies.

81010.6.1 Release Funds Procedures

Parole Agent

Specifies amount of money to be given to parolee at release and the amount to be forwarded to parole office on the CDC Form 611.

- Request for release funds for parolees released to a local hold shall be delayed until actual date of release from custody is determined.

(Within 30 Days After Release)

Provides second check to parolee.

Returns all undelivered checks, including release fund checks, more than 30 days old from the date of issue, receipt or release; whichever comes later to the originator of the check.

81010.6.2 Revocation Release Funds Procedures

Parole Agent

Computes amount of money parolee is to receive at rate of \$1.10 per day based on the actual revocation time served.

Prepares CDC Form 102, Release Statement and forwards it to Headquarters Accounting.

(No Later Than 60 Days After Revocation Release Date)

Provides release funds to parolee.

81010.7 Verification of Employment Authorization Policy

All persons, including parolees, must present potential employers with certain documents that prove their identity and right to work. It is illegal for employers to knowingly hire, recruit or refer for a fee unauthorized aliens for employment. An unauthorized alien includes anyone who is not a U.S. citizen, is not a permanent resident alien, or is not authorized to work by the Immigration Reform and Control Act or the U.S. Attorney General. In order to be lawfully employed, all persons, including parolees, must prove their identity and right to work by presenting one of the following documents to future employers:

- Driver's license with individual's photograph.
- Identification card with individual's photograph.
- Social Security card which authorizes employment.
- U.S. birth certificate.

If the above listed documents are unavailable, an individual may present one of the following:

- U.S. passport.
- Certificate of U.S. citizenship.
- Certificate of Naturalization.
- Unexpired, foreign passport authorizing employment.
- Resident alien card or other alien registration card with individual's photograph.
- Any other document the U.S. Attorney General finds acceptable.

The verification of employment authorization shall occur within 24 hours of an individual's hiring, recruitment or referral.

81010.7.1 Verification of Employment Authorization Procedures

Correctional Counselor

Reviews case file to determine if inmate has document(s) required to prove identity and right to work.

(Prior to Inmate's Parole)

Obtains copies of appropriate required document(s).

(Upon Inmate's Transfer to Reentry or Release on Parole)

Provides inmate or parolee with required document(s).

Parole Agent (During Initial Interview)

Advises parolee of requirement and assures that parolee has required document(s).

Assists parolee in obtaining the required document(s).

81010.8 Length of Parole

Parole period is five years for persons serving life sentences whose commitment offenses occurred on or after January 1, 1979. Maximum parole period, including time under parole supervision and time under revocation status, shall not exceed seven years.

Parole period is three years for persons serving life sentences whose commitment offenses occurred on or before December 31, 1978. Maximum parole period, including time under parole supervision and time under revocation status, shall not exceed four years.

Parole period is three years for persons serving a non-life sentence whose commitment offenses occurred on or after January 1, 1979. Maximum parole period, including time under parole supervision and time under revocation status, shall not exceed four years.

Parole period is one year for persons serving a non-life sentence whose commitment offenses occurred on or before December 31, 1978. Maximum parole period, including time under parole supervision and time under revocation status, shall not exceed 18 months.

81010.8.1 CYA "M" Case Policy

"M" cases are felon offenders age 16-21 years committed to prison but ordered housed in a CYA facility. As felon commitments, CYA "M" cases are subject to CCR, BPT Rules and Regulations, and all laws applicable to CDC inmates and parolees. CYA may transfer an "M" case to CDC jurisdiction at any time it is determined that CYA jurisdiction is no longer appropriate (usually on the basis of serious disciplinary or additional law violations). Jurisdiction automatically transfers to CDC when an "M" case reaches age 25, if still under correctional supervision.

If the BPT revokes the parole of a CYA "M" case and assesses a revocation term, a decision will be made by CYA staff to either retain the case in the "M" program or have jurisdiction revert to CDC. The case will be placed in either a contract RTC facility (e.g., Tulare, Hidden Valley, etc.) or a CDC institution to serve the revocation term. "M" cases being retained under CYA jurisdiction will usually be placed in a contract RTC facility. "M" cases serving revocation terms in CDC facilities will, in many cases, be transferred to P&CSD supervision upon release.

81010.8.2 "M" Case Procedure**Regional Records Staff (If a Community Hearing and Region has File) or Institutional Records Staff (If an Institutional Hearing and Institution has File)**

Calculates revocation release date (RRD) if "M" case reverts to CDC jurisdiction.

Classifies case for CSR endorsement.

CYA Regional "M" Coordinator (If Case Reverts to CDC Jurisdiction)

Forwards case file to regional Reentry Coordinator.

Regional Reentry Coordinator

Assigns case to appropriate P&CSD parole unit.

Notifies institution C&PR in writing of unit assignment.

Forwards field file to assigned parole unit.

Parole Agent

Prepares and forwards a "Notice of Transfer from CYA to CDC Jurisdiction" letter to the former "M" case

Provides reporting instructions for former "M" case to institution C&PR.

81010.9 Effect of Revocation and Suspension on Parole Period

Time during which parole is revoked extends the parole period automatically by amount of time ordered for the revocation. When parole is revoked, any time credited toward continuous parole is lost. Time on continuous parole begins again when parolee is released after serving revocation period.

Time during which parole is suspended because parolee has absconded will not be credited toward the parole period. When parole is suspended, any time credited towards continuous parole is lost. Time

on continuous parole begins again when parolee is reinstated on parole by BPT action.

81010.10 Establishing Length of Parole Policy

Length of parole will be established within specified statutory maximums by the BPT for persons subject to PC 1168 and by CDC for those persons subject to PC 1170.

The BPT will set length of parole for inmates sentenced under PC 1168 at the Parole Consideration Hearing. The parole period specified by the BPT shall be on CDC Form 1515, Notice and Conditions of Parole. The inmate shall be given a copy of the CDC Form 1515 prior to release on parole.

The length of parole is one year for inmates sentenced under PC 1170 whose commitment crime was prior to January 1, 1979.

The length of parole is three years for inmates sentenced under PC 1170 whose commitment crime was after January 1, 1979.

The Parole Agent shall note the appropriate length of parole on the Conditions of Parole prior to sending the RPS to the institution. Institution staff will serve the Conditions of Parole on the inmate a minimum of 45 days before the inmate's EPRD.

81010.11 Exception to Parole to County of Commitment Policy

An inmate shall be paroled to county of commitment. Notwithstanding this policy, an inmate may be paroled to another county when this would be in the best interest of the public and parolee. If a decision is made to allow parole to another county, the reasons shall be specified in writing.

81010.11.1 Parole to Other County Procedures**Parole Agent (Sending Unit)**

Reviews case with the unit supervisor to determine if it meets an exception to the county of commitment policy.

Prepares a CDC Form 1551, Transfer Investigation Request, and CDC Form 1681, Exception to County of Commitment specifying the specific criteria allowing inmate to parole to a county other than the county of commitment and stating how the inmate meets the criteria.

Unit Supervisor (Sending Unit)

Sends preparole file with CDC Form 1551 to the appropriate parole unit.

Unit Supervisor (Receiving Unit)

Reviews preparole file and CDC Form 1551 outlining exception to parole to County of Commitment Policy and reasons for exception.

Assigns case to Parole Agent to conduct preparole transfer investigation.

Parole Agent (Receiving Unit)

Conducts preparole transfer investigation.

Completes CDC Form 1681, Exception to Placement or Parole to County of Commitment and returns preparole file with copy of CDC Form 1551 to sending unit if case meets criteria for parole to other county.

Indicates specific reasons on CDC Form 1551 why program does not meet criteria to allow parole to other county if case is rejected.

Unit Supervisor and PA (Receiving Unit)

Review and complete CDC Form 1681.

Unit Supervisor (Receiving Unit)

Forwards CDC Form 1551 and CDC Form 1681 to sending unit indicating acceptance of case with copies to C&PR of sending institution if case is accepted for parole supervision.

Unit Supervisor (Original Sending Unit)

Reviews CDC Form 1551 rejecting transfer to other county if case is rejected.

Contacts unit supervisor of receiving unit and attempts to work out difference of opinion if one exists.

Sends copies of a memorandum to PAs of both regions for resolution of any difference of opinion.

Designated PA

Reviews memorandum.

Investigates to determine accuracy of memorandum and discusses the proposed program with the corresponding administrator.

If administrators agree, decision is final.

If agreement is not reached, both administrators prepare memoranda outlining the reasons for their decision and forward them to the Deputy Director, P&CSD.

Deputy Director, P&CSD

Reviews memoranda and file materials and makes final decision.

81010.12 Parole of Inmates Sentenced Under 1168 PC Policy

The BPT establishes parole dates for cases sentenced under PC 1168. The BPT can establish a fixed date or, if inmate has what appears to be a valid program, order a parole date advancement of up to 60 days.

81010.12.1 Parole of Inmates Sentenced Under PC 1168 Procedures**Parole Agent**

Reviews RPS report.

(Immediately)

Completes preparole investigation if the BPT has ordered a parole date advancement.

(Within 60 Days of Receipt)

Completes investigation and returns the preparole investigation to institution. (If parole date is less than 60 days from date of case assignment, returns preparole materials within 15 days of receipt).

(Within 15 Days of Receipt)

Completes preparole investigation and returns the RPS Form, CDC Form 611, to the sending institution.

81010.13 Direct Release to Parole From Court Policy

The sentencing court, under certain circumstances, may sentence a person directly to parole supervision. The P&CSD shall provide supervision as outlined below as if the person had been paroled from an institution.

81010.13.1 Direct Release to Parole From Court Procedures**Officer of the Day (OD)**

Interviews parolee, completes the CDC Form 1650B, Initial Interview/Transfer, and obtains a complete address and the names of two or more persons to be contacted in an emergency.

Forwards case materials to Unit Supervisor.

Unit Supervisor

Assigns case to a Parole Agent when parolee reports to unit office.

Parole Agent

Contacts sentencing court to secure:

- Certified copy of order sentencing parolee to parole [Abstract of Judgement (AOJ)].
- Copy of POR.
- Copy of arrest reports and other pertinent information.

Telephones LPU staff to advise legal documents are being FAXed.

FAXs all legal documents, including POR (personal data if no POR available), and the identity of the assigned unit, to LPU, CDC headquarters.

Secures fingerprint cards, photographs and arrest record.

Requires parolee to sign copy of Conditions of Parole.

(Until Case is Reviewed by BPT)

Provides supervision.

LPU Staff (On Day of Receipt of AOJ or no Later Than Morning of Following Work Day)

Verifies that there is no existing active CDC number on commitment name and FAXs CDC number to parole unit.

Provides Headquarter OBIS with the following information in order to enter the admit and parole moves and the legal commitment:

- AOJ.
- Sentence Data Entry form.
- Race.
- CI&I SSCH, if available.
- Date of birth.
- Parole unit assigned.
- Parolee's county of residence (if other than county of commitment, approval if applicable).
- Controlling discharge date.

Reviews and refers those appropriate cases to the BPT for consideration for discharge review.

Unit Clerical Staff (Day of Receipt of CDC Number)

Makes three copies of all documents.

- Develops unit field file with one set of copies.

- Forwards original and one set of copies to regional records.

Forwards one black and white fingerprint card and two red and white fingerprint cards, original Conditions of Parole, CDC Form 1515, and parolee photo to regional records.

Regional Records Staff

Sends original set of documents to LPU in central office.

Advises Parole Agent of BPT action and date, court sentencing date (date case becomes active on parole), discharge date, discharge review date, special conditions imposed by BPT (if appropriate), and any registration requirements when notified of BPT action by LPU.

Prepares Discharge Certificate and mails copy to Parole Agent if BPT has waived parole.

Parole Agent

Gives or mails Discharge Certificate to parolee if BPT has waived parole and closes case.

Completes Risks and Needs Assessment and continues supervision, if parole not waived.

81010.14 Delay In Reporting Policy

The Parole Agent may allow a parolee to delay reporting for an initial interview if there is a valid reason for the delay. High Control cases shall not be granted delays.

81010.14.1 Delay In Reporting Procedures**Parole Agent**

Reviews request for delay in reporting for initial interview.

Determines whether delay in reporting is appropriate based on:

- Stated reason for the delay.
- Background of parolee requesting delay.
- Character and relationship of any persons parolee proposes to contact en route.
- Any factor which Parole Agent determines to be a good reason for delay.
- Submits any request for delay in excess of seven days to unit supervisor for approval.
- Specifies in instruction section of the CDC Form 611 that delay in reporting for initial interview is approved and specifies new reporting date.
- Notifies, by CDC Form 1526, Visitation Permit, unit offices covering the area where parolee will be stopping.

81010.15 Conditions of Parole Policy

The general conditions of parole, as established by CDC or the BPT, are the same for persons sentenced to either a determinate or an indeterminate term of imprisonment. These conditions of parole are not a contract, but are a means of informing parolees of the specific rules governing their behavior. The conditions apply whether or not an inmate signs the CDC Form 1515, Notice and Conditions of Parole.

Non-English

A Spanish language translation of the CDC Form 1515-B shall be provided to Spanish speaking parolees. If the parolee is a non-reader, staff shall interpret or read the form to the parolee.

Other non-English speaking parolees shall be provided with an adequate interpretation of the Conditions of Parole.

- A statement shall be typed on the CDC Form 1515-B that the inmate (identified by name and CDC number) has been provided with an adequate interpretation of the Conditions of Parole. The interpreter or reader shall sign and date the statement. The same procedure shall be followed if special conditions are imposed at a later date.

A violation of any condition of parole may result in arrest, suspension or revocation of parole and return-to-custody.

81010.16 Special Conditions of Parole Policy

The BPT or P&CSD may impose special conditions of parole in addition to the general conditions of parole prior to or after parole.

The BPT will establish and impose the special parole conditions for persons subject to PC 1168. The BPT may impose any special condition of parole at the hearing where parole is granted. The special condition and reasons for its imposition will be typed on the CDC Form 1515 given to the inmate prior to release. A special condition imposed by the BPT is removed or modified only through BPT action.

The P&CSD will establish and impose special parole conditions for persons subject to PC 1170.

All special conditions of parole will be specified in writing with the reason for their imposition and must be issued to the parolee in writing prior to becoming effective.

- To participate in psychiatric treatment. This special condition will be imposed whenever the BPT or CDC staff determine that treatment is required.
- To abstain from alcoholic beverages. The Penal Code requires that this special condition be imposed on all parolees convicted of any of the offenses listed in PC 290 who were intoxicated or addicted to the excessive use of alcohol at the time the offense was committed. This special condition may also be imposed whenever BPT or CDC staff determine that there is evidence alcohol use was a major contributing factor in the commitment offense or evidence that the continued use of alcohol over a long period of time contributed to involvement in numerous criminal acts.
- To participate in anti-narcotic testing. This special condition may be imposed if there is a documented history or admission of illegal use of controlled substances within five years prior to the present commitment or during incarceration.

Any other restriction or instruction may be imposed as a special condition if warranted by the circumstances of the case. The behavior to be controlled must be sufficiently documented in the parolee's file to support imposition of a special condition.

A special condition of parole shall be imposed only if the condition is:

- Related to the crime for which the prisoner was convicted.
- Related to conduct that is not in itself criminal, but is reasonably related to potential future criminal behavior.

81010.16.1 Imposition of Special Conditions of Parole Procedures

Parole Agent

Reviews case to determine whether special conditions are appropriate.

Determines whether inmate is capable of understanding the Conditions of Parole in English.

Prepares the Conditions of Parole in appropriate language if inmate is unable to understand English.

(At Least 60 Days Prior to EPRD)

Includes specific recommended special condition of parole and reason for recommendation on CDC Form 1515 in appropriate language and forwards to unit supervisor with preparole materials.

Unit Supervisor

Reviews recommended special condition(s) of parole and signs Notice and Conditions of Parole thereby imposing special conditions.

Parole Agent (At Least 60 Days Prior to EPRD)

Forwards original and copy of Notice and Conditions of Parole to institution.

- Retains copy for unit file.

Institution Staff (Prior to Inmate's Parole)

Serves inmate with CDC Form 1515 and has inmate sign form.

Parole Agent (After Release on Parole)

Includes specific recommended special conditions of parole and reasons for recommendation on CDC Form 1515 and forwards to unit supervisor.

Prepares an Activity Report titled: Modification of Special Condition of Parole, indicating recommended special condition of parole and reasons for recommendation and forwards to unit supervisor if parolee is ISL case.

Unit Supervisor

Reviews CDC Form 1515 and signs or:

Reviews Activity Report and signs if approved for ISL case.

- Forwards Activity Report with Headquarters Calendar Decision Form, BPT Form 1130, attached to BPT Headquarters Calendar by regional records.

Parole Agent

Serves parolee with CDC Form 1515 and has parolee sign form.

Provides parolee with written notification of appeal rights.

Distributes original CDC Form 1515 to regional records, copy to parolee and copy to unit file.

81010.17 Removal of Special Conditions of Parole Policy

The unit supervisor may remove or modify special conditions of parole not imposed by the BPT.

Special condition to participate in psychiatric treatment may not be removed without concurrence of POC staff. The special condition prohibiting use of alcoholic beverages may not be removed if imposed pursuant to the Penal Code.

81010.17.1 Removal of Special Conditions of Parole Procedures

Parole Agent

Presents case for supervisor review to determine if special conditions of parole should be removed.

Records, dates, and signs decision on CDC Form 1650D, Record of Supervision.

Prepares revised CDC Form 1515.

- Obtains unit supervisor's signature on form.

Serves parolee with CDC Form 1515 and has parolee sign form.

Distributes original CDC Form 1515 to regional records, copy to parolee and copy to unit file.

Prepares a CDC Form 1502, Activity Report, recommending removal of special conditions of parole, to participate in POC, reasons for recommendation and POC staff recommendation.

- Forwards Activity Report to PA if unit supervisor disagrees with POC recommendation.

PA

Makes final decision.

81010.18 Inmate or Parolee Refusal to Sign Notice and Conditions of Parole Policy

The BPT shall revoke the parole of any inmate or parolee who refuses to sign the CDC Form 1515, including any added special conditions of parole.

81010.18.1 Inmate or Parolee Refusal to Sign Notice and Conditions of Parole Procedures

Parole Agent

Requests inmate or parolee to sign Notice and Conditions of Parole.

Places offender in custody if inmate or parolee refuses to sign CDC Form 1515, if so directed by unit supervisor.

Prepares and submits a CDC Form 1521, Violation Report, recommending referral to screening calendar.

81010.19 Parole Agent's Verbal and Written Instructions Policy

A verbal instruction requiring or prohibiting specific behavior is to be confirmed in writing within five working days after notifying the parolee and may be processed and issued as a special condition of parole.

Only the BPT can impose instructions requiring or prohibiting specific behavior for more than 30 days on life sentenced parolees, ISL release date parolees, and parolees serving a year-and-a-day sentences.

81010.19.1 Parole Agent's Verbal and Written Instructions Procedures

Parole Agent

Verbally instructs parolee and assures that parolee understands

(Within Five Days of Verbal Instructions)

Prepares instructions in written form and gives copy to the parolee.

Prepares a special condition of parole using the procedure outlined above for any action to be performed by a parolee for more than 30 days.

- Verbal imposition of special conditions will take the place of written notice as long as the new conditions of parole are served on parolee within five days of issuing verbal instruction.

81010.20 Dual Referral Preparole Policy

Preparole packages for inmates in CDC institutions referred for out-of-state placement will be forwarded to both the appropriate parole region and the Interstate Unit (ISU) for investigation. Field unit staff will conduct the RPS in the same manner as other preparole referrals until notified by institution staff of acceptance by the other state. If the inmate is not accepted for supervision by the other state prior to release on parole, the inmate shall report to the release program developed by California parole unit staff.

81010.21 Warrant Pending Preparole Policy

Preparole referrals for inmates with pending Warrants will be forwarded to the appropriate regional office.

Field unit staff will conduct the RPS in the same manner as other preparole referrals.

If the Warrant is exercised by a California agency or a federal agency (other than USINS) upon the inmate's parole and the parolee is housed in custody in California, the assigned Parole Agent is responsible for monitoring case status and

providing service in the same manner as other Minimum Supervision cases in local custody.

If the Warrant is exercised by an out-of-state agency or by a federal agency (excluding USINS) and the inmate will be in custody outside California, the case shall be transferred to the ISU.

If the Warrant is exercised by an out-of-state agency or by a federal agency (excluding USINS) and the inmate is paroled to local agency pending extradition, the assigned Parole Agent is responsible for monitoring case status and providing services in the same manner as for other Minimum Supervision cases in local custody. The case shall be transferred to the ISU when extradited.

81010.21.1 Inmates Paroled to Warrant Procedures

Parole Agent

Assures that length of parole and special conditions of parole for DSL cases are included in the completed CDC Form 611.

Determines name, address, warrant number Also-Known-As (AKA) (if applicable) for agency taking custody out-of-state.

Transfers case to ISU.

Institution Staff

Notifies field unit on or before scheduled release date if Warrant is not exercised (Field unit assumes responsibility for the case).

Enters release unit into OBIS.

Parole Agent

May request another unit to provide courtesy supervision if parolee will be in custody outside assigned unit's area of supervision.

81010.22 Release to Deportation Policy

The RPS shall specify if an inmate will be paroled to USINS hold. The assigned Parole Agent is responsible for monitoring case status both prior to completion of deportation proceedings and after deportation.

81010.22.1 Deportation Case Procedures

Parole Agent

Includes clear reporting instruction in CDC Form 611 for parolee to follow if released on bail.

(Within Three Days of Inmate's Parole)

Contacts non-CDC institutions housing inmates released to USINS hold and obtains USINS "A" number and other information relative to case.

Forwards request with inmate's name and USINS "A" number for information on status of deportation proceedings to:

- USINS, Los Angeles, CA (for inmates released from an institution south of CTF).
- USINS, San Francisco, CA (for inmates released from CTF and institutions north of CTF).

(Each 60 Days)

Contacts USINS office to determine parolee's status and date of deportation hearing.

(Every 90 Days)

Obtains CI&I and local SSCHs after parolee has been deported.

(45 Days Prior to Lapse of Jurisdiction)

Develops and submits CDC Form 1635, Discharge Review Report, to unit supervisor.

Unit Supervisor

Reviews and includes discharge recommendation on Discharge Review Report.

- Submits discharge review reports on deportation cases to the BPT.

Parole Agent

Places parolee in custody if parolee is located and has not been discharged.

Places a parole hold and submits a Violation Report to the BPT if a deported parolee is located in custody. (The parolee will be charged with violation of 8 USC 1326, Illegal Reentry of a Previously Deported Alien; Failure to Report to the Parole Agent; and any violation of parole conditions that may have been committed).

81010.23 Release From Revocation Status Policy

The BPT may set a specific period of revocation time following a finding of good cause. The parolee shall be released from custody the

day of completion of the revocation period. The Parole Agent will assist the parolee in readjusting to the community.

81010.23.1 Release From Revocation Status Procedures

Parole Agent

Retains field file of parolee serving a revocation period.

Reduces case to minimum supervision and maintains parolee as active case when serving a revocation period in local custody.

Removes from active status and places on roster as RTC case any revoked case in a CDC institution or RTC facility.

Monitors the case in local custody during the RTC period.

[At Least 30 Days Prior to Revocation Release Date (RRD)]

Submits a CDC Form 102, Release Statement, requesting release funds for parolee serving revocation term in local custody.

Contacts parolee in local jail to develop a proposed release program.

Investigates proposed program and provides parolee with specific reporting instructions.

Requests an updated release program by memorandum to institution for parolee serving revocation period in CDC institution or RTC facility.

Investigates proposed program if different than parolee's previous program.

Informs institution regarding release plans, reporting instructions and distribution of release funds.

(Prior to RRD)

Updates parole plan for High Control or High Service case.

81010.24 Parole of Psychotic Inmate Policy

A psychotic inmate will be retained at the releasing institution pending BPT emergency action if, on the day of parole release, it is determined that the inmate is so mentally ill as to be unable to function while en route to the parole program. Emergency psychiatric return procedures shall be implemented immediately by appropriate P&CSD staff.

81010.24.1 Parole of Psychotic Inmate Procedures

Institution or Transportation Staff

Requests qualified institutional staff to conduct immediate psychiatric examination of the inmate if inmate appears to be too mentally ill to proceed to parole program.

Contacts P&CSD staff if examination confirms that inmate is too mentally ill to proceed to parole program.

- Makes contact by C&PR to unit supervisor if release is during normal business hours.
- Makes contact by institutional AOD to region of release (Identification/Warrants Unit, telephone: (ATSS) 485-6713 or (916) 445-6713).

The Regional Administrator will be contacted if the AOD cannot be contacted.

Unit Supervisor or AOD

Authorizes institution staff to detain mentally ill inmate pending BPT emergency action by telephone.

FAXs written verification of P&CSD authorization to detain mentally ill parolee in institution.

Unit Supervisor or Designee

Obtains emergency BPT psychiatric action.

81010.25 Revisions

The Deputy Director, Paroles and Community Services Division, is responsible for ensuring that this section is current and accurate.

81010.26 References

PC §§ 1168, 1170, 3003, 3003(b), 2692, 2694, 2713.1, 3057(b), 3060.5, 3064, and 11177.

CCR (15) (2) §§ 2510, 2512, 2513, 2515, 2647, and 2635.1.

8 USC 1326.

ARTICLE 2 — CASE SUPERVISION*

Effective December 28, 1989

Not Cleared For Statewide Use

81020.1 Policy

Legal Basis of Parole

The California Legislature has found and declared "...that the period immediately following incarceration is critical to successful reintegration of the offender into society and to positive citizenship. It is in the interest of public safety for the State

to provide for the supervision and surveillance of parolees and to provide educational, vocational, family and personal counseling necessary to assist parolees in the transition between imprisonment and discharge".

Objectives of Parole

The objectives of parole supervision are to reduce the frequency and severity of incidents of parolees' criminal behavior and to facilitate their community adjustment.

Responsibility for Supervision

Each parolee, whether on active, suspended Parolee-at-Large (PAL), or revoked status, shall be assigned to a Parole Agent. Parole agents are responsible for case supervision, surveillance and services delivery to parolees assigned to their caseloads. The primary means through which Parole Agents fulfill these responsibilities are through contacts with parolees and persons involved with the parolees. Parole agents shall cooperate with other law enforcement and human services agencies that may be involved with their parolees. Case contacts (field, office or collateral) shall be carried out to accomplish supervision objectives.

81020.2 Case Supervision Definitions

Case Contacts

Collateral contact - Any communication with other people concerning a parolee.

Face-to-Face Contact - Personal contact with a parolee.

Phone Contact - Telephone call to a parolee.

Field Contact - Face-to-face contact with a parolee away from the parole office.

Home Contact - Face-to-face contact with a parolee at the parolee's residence.

Office Contact - Face-to-face contact with a parolee at the parole unit office.

81020.3 Parole Agent Responsibilities

Parole Agent

Obtains information about a parolee's activities and needs.

Intervenes if a parolee's behavior violates the Conditions of Parole or jeopardizes public safety.

Conducting control activities mandated by policy or ordered by the unit supervisor.

Refers parolees for needed services such as counseling, residence placement, employment, drug counseling, detoxification or maintenance, and any other indicated services which may aid in parolee's rehabilitation.

Shares information about parolee with other law enforcement and human service agencies that demonstrate a need-to-know.

81020.4 Supervision Categories

Each parolee will be assigned to a specific supervision category. There are four categories of supervision emphasis: High Control, High Service, Control/Services, or Minimum Supervision. Scores obtained on Risk and Needs Assessments determine the initial supervision category to which parolees are assigned.

Initial Case Assignments

Supervision Emphasis	Risks Score	Needs Score
High Control	7.5 - 10	
High Service	0 - 7.4	7.5 - 10
Control/Services	3.75 - 7.4	Less than 7.5
Minimum	0 - 3.74	Less than 7.5

81020.5 Change In Supervision Category Policy

Each felon parolee who completes 180 days of satisfactory parole under control/services supervision shall, absent a case review, be assigned to minimum level supervision. The exception will be PC 290 registrants, POC, known institutional gang cases, and high notoriety cases. These cases will require a case review with the unit supervisor to reduce the case to minimum supervision. Other cases may be maintained at the control services level with unit supervisor approval subsequent to a case review. Cases may be reduced to Minimum Supervision prior to six months on parole by case review providing at least 30 days of successful parole have been completed. The parolee's current residence shall be verified by personal field contact by the Parole Agent prior to assignment to Minimum Supervision. No outpatient or civil addict parolee shall be assigned to Minimum

Supervision until a report has been submitted and approved by the NAEA.

Changes in supervision levels to or from High Control or High Services shall only be made with unit supervisor approval subsequent to a case review.

All parolees in custody will be automatically reduced to Minimum Supervision after final BPT' action unless an exception is approved by the unit supervisor. Parolees will automatically return to their previous supervision level upon release from custody.

81020.6 Case Contact Policy

Each parolee will receive the level of supervision required by the assigned supervision category and the specific needs of the individual case.

Case contacts will be carried out for the purpose of accomplishing case objectives. Additional specific purpose contacts, when deemed appropriate, will be spelled out in the parole plan as will any special supervision requirements. In any instance where the Parole Agent is unavailable due to vacation, illness or other reasons for a period sufficient to prevent timely field contacts and case reviews, the unit supervisor will assign those responsibilities to another agent.

Unusual Circumstances

In unusual circumstances (e.g., a parolee residing in a geographically remote area), the unit supervisor may establish contact requirements for a specific case that varies from mandated supervision requirements. The reason for such variations shall be documented in the CDC Form 1650-D, Record of Supervision form.

81020.7 High Service And High Control Case Supervision Procedures

Parole Agent (On First Working Day After Release)

Conducts High Control case face-to-face contact. Any exceptions to this requirement shall receive prior unit supervisor approval and documented on CDC Form 1650-D.

(Within 7 Working Days of Release)

Conducts one face-to-face contact at parolee's residence.

(Each 30 Days)

Conducts two face-to-face field contacts, one of which is at parolee's residence.

Conducts two collateral contacts.

81020.8 Control Services Supervision Procedures

Parole Agent (On First Working Day After Release)

Conducts control/services face-to-face case contact.

(Within 15 Working Days of Release)

Conducts one face-to-face field contact at parolee's residence.

(Each 30 Days)

Conducts face-to-face contact, at least one of which each quarter will be at the parolee's residence, another in the field, and a third at a location of the agent's choice, including the office.

81020.9 Minimum Supervision Procedures

Parole Agent (Within 30 Days of Release or Assignment)

Conducts one face-to-face field contact at parolee's residence. (If initial interview was conducted at parolee's residence, this requirement is considered satisfied.)

(Within 30 Days of Assignment to Minimum Supervision)

Conducts one face-to-face contact at parolee's residence (This requirement is waived if there has been a face-to-face contact at parolee's residence within 30 days.)

Contacts parolee by mail to advise of transfer to new Parole Agent.

Instructs parolee to submit a monthly report by fifth working day of each month.

Instructs parolee of testing requirements.

Monitors monthly reports.

(By First of the Month Prior to Discharge Review)

Obtains a current CI&I SSCH.

(During Month Prior to Discharge Review)

Conducts face-to-face contact.

(Annually, if Continued on Parole)

Conducts two face-to-face contacts.

81020.10 Custody Case Supervision Procedures

Parole Agent

Conducts collateral contact with appropriate agencies to track court status and other changes.

(Prior to Release From Custody)

Communicates reporting instructions to parolee either in writing or in person.

81020.11 Anti-Narcotic Testing Policy

Special supervision techniques must be utilized to supervise effectively parolees with a history of drug abuse. These techniques include, but are not limited to, observation in the field and urinalysis testing. The Parole Agent must also make direct examination for symptoms of drug abuse such as hypodermic injection marks, physical condition of the parolee (signs of withdrawal), the condition of the parolee's eyes (dilated or constricted pupils) and unusual or bizarre behavior.

If no specific level of testing has been ordered by the BPT or NAEA, high control and high service cases will be tested twice each 30 days. Felon control services cases required to test will be tested once every 30 days.

Prior NAEA approval is required to reduce testing frequency below twice each 30 days for civil addict cases.

Anti-narcotic testing is by urinalysis and shall be on an unscheduled basis (less than 72 hours notice) except for cases being tested twice weekly.

A written, signed, dated and witnessed CDC Form 1527, Statement of Admission Form may substitute for a required anti-narcotic test.

A parolee scheduled for urinalysis testing shall be asked to show proper identification if the testing staff are not familiar with the parolee. Also, a photograph of the parolee to be tested shall be available to the testing staff to assure accurate identification.

Contractor Testing

The following assays may be conducted by contractor testing:

- Routine screen detects Morphine, Cocaine, Amphetamine, Methamphetamine, Phenobarbital, Pentobarbital, Secobarbital and Phencyclidine (PCP).
- Routine screen plus Marijuana (THC test).
- Routine screen plus alcohol.
- Routine screen plus THC and alcohol.
- THC only.
- Alcohol only.
- THC and alcohol.
- Confirmation of specimens determined "positive" by Enzyme Multiplied Immunoassay Technique (EMIT).
- Qualitative analysis for unknown substances.

Urine Samples

Urine samples shall be taken under direct observation. If this is not possible, steps shall be taken to reduce the possibility of manipulation, including checking restroom for other individuals or contraband before allowing parolee to enter, prohibiting parolee from taking anything other than specimen container into restroom, and noting general temperature and color of sample immediately after securing it. The person securing the sample will be responsible for handling and routing the sample.

Urinalysis samples are usually taken in 30cc bottles. The bottle needs to be filled to at least two thirds to permit analysis. The label of each urinalysis sample bottle must be completed and samples mailed in contractor-provided container. Bottle label will be completed as follows:

- Date - Print date sample was obtained.
- Sample Identification (I.D.) - Print inmate's or parolee's last name, followed by first name and CDC number. If inmate or parolee is in custody, add "IN CUSTODY" to this section of label.
- Office - Print unit number.
- Test Request - Check appropriate box for type of analysis desired. Routine screen involves screening for eight controlled substances. If a qualitative analysis of an unknown substance is needed, laboratory shall be contacted for packaging and mailing instructions.

Fails to Report

If a parolee fails to report for anti-narcotic testing as instructed and has no valid reason, failure will be considered a violation of parole and will be reported to the unit supervisor. If manipulation of testing is detected, behavior will be considered a violation of parole and will be reported to unit supervisor.

When doubt arises as to the accuracy of a test indicating drug use, the Parole Agent shall make an effort to validate the test result through retesting and checking for other physical symptoms of drug use. If efforts fail to confirm the positive test and, in the judgment of the Parole Agent or unit supervisor, an error has occurred, the matter will be submitted to the NAEA with a recommendation "continue on outpatient status" or "continue on parole". The report must document efforts made to validate test results including: results and dates of three follow-up tests within three weeks of the positive tests, and a summarization of test dates and results during the last six months, or results from the last board action (whichever occurred last).

81020.11.1 Anti-Narcotic Testing Procedures**Parole Agent**

Tests parolee per policy.

Prior NAEA approval is required to reduce testing frequency for civil addicts.

Takes urinalysis samples, labels samples, specifies tests and forwards samples to laboratory per contract requirements.

Substantiates parolee's admission of use by checking for puncture wounds or urinalysis.

Completes a CDC Form 1527, when appropriate. Documents on CDC Form 1650-D any verbal admission of use by parolee.

Documents test results and actions taken on CDC Form 1650-D.

Unit Supervisor or AOD (Immediately Upon Learning Test Results)

Notifies other unit office by telephone of any positive test results reported for a parolee being tested for another unit.

81020.12 Alcohol and Marijuana Testing Policy

Testing for alcohol or THC use shall be limited to parolees whose commitment offenses were clearly alcohol or THC related. A special "no alcohol" condition of parole shall be imposed if alcohol testing is required. Testing for alcohol or THC must be stipulated in the parole plan and approved by the unit supervisor.

81020.13 Notification of Testing Results Policy

Notification of positive results will be telephoned to the office indicated on sample label. Test results for in-custody cases will be reported promptly. Notification will normally occur the morning of first working day following analysis. Written follow-up of all tests performed for a unit will be in summary form indicating names, CDC numbers, tests ordered, and results.

81020.14 Case Review Policy

A case review is a planned and structured concurrent analysis of a case by the Parole Agent and unit supervisor. Case reviews will specify factors such as job adjustment, employment, residence, compliance with special conditions, response to supervision, violations, patterns of testing and individualized supervision goals.

Case reviews shall be conducted as follows:

- When a Parole Plan is initially developed for a High Control or High Services case.
- Cases classified to High Control and High Services will be reviewed after 30 calendar days following first assignment to that classification, then each 60 days thereafter (as long as they remain in that classification). Case reviews of High Control and High Service cases every 60 days are intended to determine the necessity for continuing as High Control and High Services cases. These case reviews will be brief. The focus will be on verifying current information or specifying changes being made in the Parole Plan. It need not cover all areas of the Parole Plan.
- Changes in supervision level from or to High Control or High Services.
- When requested by either the Parole Agent or unit supervisor.

Results of the case review shall be documented by the Parole Agent on the CDC Form 1650-D if routine, or a CDC Form 1502, Activity Report or CDC Form 1521-A-D, Violation Report.

81020.14.1 Case Review Procedures**Parole Agent (After Case Review)**

Records following information on CDC Form 1650-D:

- Date of review.
- Case classification.
- Current program.
- Contact and testing requirements if above minimums.
- Adjustment factors.
- Specific instructions regarding controls or services.
- Any noted supervision deficiencies.

Unit Supervisor (After Case Review)

Initials and dates review.

Records specific instructions from unit supervisor on the CDC Form 1502 if used in place of case review.

The title "Case Review" shall be added to top of CDC Form 1502.

81020.15 Parole Plan Policy

A Parole Plan documenting case status and supervision goals shall be developed for each parolee by the assigned agent and recorded in legible form on the CDC Form 1650-D.

The Parole Plan shall specify factors such as employment, residence, special conditions, anti-narcotic testing patterns and compliance, response to supervision and parole violations. Parole plans for cases assigned to either High Control or High Services shall be developed by the Parole Agent and reviewed by the unit supervisor prior to the inmate's release on parole.

81020.15.1 Parole Plan Procedures

Parole Agent (Prior to Inmate's Parole)

Develops Parole Plans for cases assigned to High Control and High Service.

(Within 15 Days of Parole)

Develops Parole Plans for cases assigned to Control/Services and Minimum Supervision.

Records each Parole Plan on the CDC Form 1650-D.

81020.16 Initial Interview Policy

The Parole Agent shall conduct the initial interview with the parolee within three working days of parolee's release from prison. The objectives of the initial interview are to establish positive rapport with the parolee, to inform the parolee of available assistance and services and to advise the parolee of his or her responsibilities while under parole supervision.

81020.16.1 Initial Interview Procedures

Parole Agent (Within Three Days of Parolee's Release)

Conducts initial interview including the following items:

- A review of the general conditions of parole and any special conditions.
- Instructs parolee to sign Conditions of Parole (if not previously signed) and informs parolee that failure to sign Conditions of Parole will result in revocation.
- Instructs parolee of testing requirements.
- Determines during the initial interview if releasing institution prepared and served parolee with Notice of Felony Registration Requirement.
- Prepares and serves the parolee immediately in those instances where the institution staff failed to do so.
- Instructs a parolee required to register per PC 290 of the registration time limit of 14 days from date of parole or change of address and advises of requirement that failure to register per PC 290 will result in parole revocation.
- Photographs the parolee:
 - Standing against a neutral background, with hat and non-prescription glasses removed.
 - Parolee's name, CDC Number and date photo was taken shall be printed on plain white paper and will be held by parolee at chest level.
 - Photos to be no smaller than 3-1/8" x 3-1/8" in size.
 - Tattoos may be photographed if deemed appropriate.

Completes the CDC Form 1650-B, Record of Initial/Transfer Interview.

81020.17 Clearance of Driver's License Procedures

Parole Agent

Reviews preparole file to determine if driver's license has been cleared. Refers parolee to Driver's License Improvement Analyst, DMV, with a letter which specifies:

- Current parole adjustment.
- Any anti-narcotic testing requirements.
- A recommendation regarding issuing a driver's license.
- Attaches Driver's Record Information Form to letter if available.
- Clears outstanding Traffic Warrants by sending a letter to issuing court per VC.

81020.18 Information Furnished to Local Law Enforcement

Upon request, the P&CSD is required to furnish the following information within ten days to the local sheriff or chief of police:

- Name, CDC number and address of parolee.
- Photograph of parolee no smaller than 3-1/8 x 3-1/8 inches in size.
- Copies of fingerprints.

If the sheriff or chief of police requests additional parolee information, the Regional Administrator or a designee shall meet with the appropriate agency staff to develop mutually acceptable procedures for providing the necessary information. The following information may be furnished:

- Parolee CI&I number.
- Commitment offense(s) and discharge date.
- Date of birth.
- Car license and description.
- Any special condition of parole.
- Parole agent's name.
- Address and telephone number of parole unit.

81020.19 Arson Registration

Parolees who have been convicted of arson offenses specified in PC 4587.1 that occurred on or after January 1, 1985, and have been ordered by the court to register, shall register with the sheriff or chief of police within 30 days of coming into any city or county.

81020.20 Controlled Substance Offender Registration Policy

Any person convicted in California of any offense listed in H&SC 11590(a), or convicted in Federal Court or another state, of an offense which would have been punishable as one of the offenses in H&SC 11590 (a) if committed in this State must register with the police department or sheriff's office within 30 days of establishing residence in any California city or county.

81020.20.1 Controlled Substance Offender Registration Procedures

Parole Agent

Determines during the initial case assessment whether:

- Institution staff identified the parolee as a case required to register.
- Parolee's commitment crime requires registration.
- Parolee has prior convictions that require registration.

During the initial interview:

- Determines whether the institution served parolee with Notice of Registration.
- Prepares Notice of Registration if parolee not served.
- Instructs parolee where to register based on parolee's residence address.

(30 Days After Parole)

Verifies that parolee registered as required and records date, agency and number from registration certificate on the Face Sheet.

Prepares Activity Report if parolee fails to register as required and reviews case with unit supervisor for appropriate action.

81020.21 Sex Offender Registration Policy

Within 14 days of being paroled or transferred to or visiting any California city or county, any person convicted of an offense listed in PC 290 must register with the police department or sheriff's office which has jurisdiction where that person resides.

Within ten days of changing residence any person so registered must report new address to law enforcement agency with which last registered.

Any person required to register under this section will be relieved of this requirement only upon receipt of a Certificate of Rehabilitation or a pardon, unless that person has been declared a Mentally Disordered Sex Offender (MDO).

If a parolee is required to register under this section, the Parole Agent will advise parolee of this requirement, the procedure for registering and will verify parolee's registration. The Parole Agent will also verify that parolee has notified local law enforcement of any change of address.

Whenever a parolee fails to register under PC 290 within specified time limits, the parolee may be taken into custody. Any parolee who fails to register as required shall be processed as a parole violator and scheduled for revocation proceedings.

81020.21.1 Sex Offender Registration Procedures

Parole Agent (Prior to Release)

Determines from preparole file whether parolee has been convicted of any crime that requires registration per PC 290.

Notifies assigned Correctional Counselor by Mini Memo if file does not clearly indicate institution staff are aware of PC 290 registration.

(At Initial Interview)

Determines during initial interview if releasing institution prepared and served parolee with Notice of Felony Registration Requirement.

Informs parolee of following:

- Where to register, based on parolee's address.
- That parolee has 14 days from release to register and ten days after changing residence to register.
- That failure to register within required time limits shall result in BPT revoking parole.

(15 Days After Release)

Requires parolee to present proof of registration showing parolee registered within 14-day time limit.

Submits Activity Report and Case Review on parolee who fails to register within time limits.

May place a parolee who failed to register into custody pending revocation proceedings by the BPT.

Submits a Violation Report to BPT for parolee who fails to register within required time limits.

81020.21.2 Notification and Disclosure of HIV Infected Parolee Policy

Revised September 25, 2007

Information regarding the HIV, AIDS or ARC status of a person is confidential and shall not be disclosed except as provided by law. Willful or negligent disclosure of HIV information by a peace officer is a misdemeanor.

Designated Department institution medical representatives shall inform the assigned Parole Agent of the pending parole of an inmate who has tested positive for HIV infection or who has been diagnosed with ARC or AIDS and of the appropriate medical precautions to be taken. The Parole Agent is responsible for ensuring that the parolee who has tested positive for HIV infection or who has ARC or AIDS contacts the county health department or his or her own physician in order to receive appropriate counseling and medical treatment for AIDS.

If it becomes known to a Parole Agent that a parolee who has tested positive for HIV infection, or has ARC or AIDS has not informed his or her spouse or registered domestic partner, the Parole Agent shall ensure that the spouse or registered domestic partner is informed. In addition, the Parole Agent shall seek to ensure that the person providing this information also provides counseling to the spouse or registered domestic partner. The Parole Agent may request that the information and counseling be provided only by the CMO of the parolee's releasing institution, or by the treating physician for the spouse, registered domestic partner, or parolee.

In the apprehension of a parolee diagnosed with ARC or AIDS, the Parole Agent shall inform local law enforcement officers assisting him or her in that activity of this information in order to protect themselves from potential HIV exposure or transmission.

81020.21.3 Notification and Disclosure of HIV Infected Parolee Procedures

Revised September 25, 2007

Performed by designated institution medical representative prior to parolee's release:

- Notes inmate's HIV infection status on the CDC Form 611, Referral Release Program Study and on a CDC Form 128-C for the Medical Record.
- Conveys the appropriate medical precautions to the Parole Agent.

Performed by Parole Agent:

- Ensures that HIV infected parolee contacts the county health department or his or her own physician in order to receive appropriate counseling and medical treatment for AIDS.
- May request institution CMO or the physician treating the spouse, registered domestic partner, or parolee to inform the spouse, or registered domestic partner of the parolee's HIV positive status if parolee has not informed the spouse of HIV infection.
- Informs assisting law enforcement officers of parolee's diagnosis with ARC or AIDS.

81020.22 Notification of Release of Parolees Convicted of a Violent Felony Policy

P&CSD staff have the responsibility for notification of victims, or witnesses who request notification of the death, release, or escape of parole violators, convicted of a violent offense, serving revocation time in county jails or RTC facilities.

Any parolee who has served a term of imprisonment after conviction for an offense listed in PC 667.5(c) and who is serving a period of parole revocation is subject to the provision of PC 3058.6 and 3058.8.

Notification

Notification of release from revocation status must be made to law enforcement officials and, if a request has been made, to certain witnesses, victims or their next of kin. Institution Division staff are responsible for providing the notice for those persons first released from prison to parole and for those persons released from an institution following a period of parole revocation.

The P&CSD staff is responsible for providing the notices for parolees released from a revocation period served in a county jail or community RTC facility. For this group, P&CSD staff must notify local law enforcement, including the DA of the county the parolee will be released to, of the release of parole violators at least 15 days prior to the scheduled revocation release date if to the county of commitment, or 45 days prior to release if to a county other than the county of commitment.

The notification shall include the name of the person who is scheduled to be released, whether or not the person is required to register with local law enforcement, and the community in which the person will reside. In the event the court, BPT, or P&CSD orders the immediate release of a parolee in local custody, the P&CSD shall notify the sheriff or chief of police (or both), and the DA having jurisdiction over the community in which the person is scheduled to be released on parole at the time of release. In no case shall notice required by PC 3058.6 and 3058.8 be made to the appropriate law enforcement agency or person requesting notice later than the day of release on parole.

81020.22.1 Notification of Release of Parolees Convicted of a Violent Felony Procedures

Revised September 25, 2007

Regional Screening Coordinator

Reviews CDC Form 611, Release Program Study (RPS) to determine if parolee was convicted of a violent offense per PC 667.5(c). (Listing follows).

Completes and attaches PC 3058.6 Notice Memorandum to RPS package.

Parole Agent

Makes notations that case requires PC 3058.6 and 3058.8 notice on Field Book Face Sheet and Parolee Roster.

Notes PC 3058.6 Notice Requirements on Risks and Needs Assessment Form.

(At Least 15 Days Prior to Release)

Notifies sheriff or chief of police and DA of parolee's release from local custody facility and Revocation Release Date (RRD) or Projected Revocation Release Date (PRRD) by CDC Form 863, Notice of Release to Parole, if parolee is returning to county of commitment.

Notice is made 45 days prior to release if parolee is returning to county other than county of commitment.

Includes parole unit address and telephone number and "address to be determined upon release" in CDC Form 863, if parolee's specific residence is not established.

PC 667.5(c):

- Murder or Voluntary Manslaughter.
- Mayhem.
- Sodomy by force, violence, duress, menace, or fear of immediate and unlawful bodily injury on the victim or another person.
- Oral copulation by force, violence, duress, menace or fear of immediate and unlawful bodily injury on the victim or another person.
- Rape as defined in subdivision (2) of PC 261.
- Lewd acts on a child under 14 as defined in PC 288.
- Any felony punishable by death or life imprisonment in the state prison.
- Any other felony in which the defendant inflicts great bodily injury on any person other than an accomplice which has been charged and proved as provided for in PC 12022.7 or 12022.9 on or after July 1, 1977, or as specified prior to July 1, 1977, in PC 213, 264 and 461, or any felony in which the defendant uses a firearm, of which the use has been charged and proved as provided the of which in PC 12022.5.
- Any robbery perpetrated in an inhabited dwelling house or trailer coach, as defined in the VC or in the inhabited portion of any other building, wherein it is charged and proved that the defendant personally used a deadly or

dangerous weapon, as provided in subdivision (b) of PC 12022, in the commission of that robbery.

- Arson, in violation of subdivision (a) of PC 451.
- The offense defined in subdivision (a) of PC 289 where the act is accomplished against the victim's will by force, violence, duress, menace, or fear of immediate and unlawful bodily injury on the victim or another person.

Notifies Victim

Notifies victims, next of kin, or witnesses of parolee's release from custody, if such notice has been requested, by CDC Form 863-A, Confidential Notice of Release to Parole.

- The notice shall inform those persons of the fact that the person who committed the violent offense is scheduled to be released and specify the proposed date of release.
- Notice of the community in which the person is scheduled to reside shall also be given only if it is:
 - In the county of residence of a witness, or family member including a registered domestic partner of a victim who has requested notification, or
 - Within 25 miles of the actual residence of a witness, victim, or family member including a registered domestic partner of a victim who has requested notification.
- If, after providing the witness, victim, or next of kin with the notice, there is any change in the release date or the community in which the person is to reside ...the Parole Agent shall provide the witness, victim, or next of kin with the revised information.
- Requests received pursuant to PC 3058.8 will be processed in accordance with the provisions of case records procedures.
- Notifies the witnesses or victims of any change in release date or community of parole for preparole referrals.
- CDC Form 863-A, Notification of Release Letters sent to victims and witnesses, shall be deemed confidential.

(Immediately Upon Determining Residence)

Notifies agency of specific residence of parolee if this was not included on original Notification of Release letter.

Regional Records Staff

Posts notification requirements on CDC Form 112, Chronological History and CDC Form 144, Control Card if not posted by institution staff.

Files Notification of Release letter in the Hold, Warrants and Detainers section of the C-File.

Forwards copy of completed Notification of Release to Executive Officer, BPT, if Indeterminate Sentence Law (ISL) case.

Regional Administrator or Designee

Reviews any comments received from a law enforcement agency regarding the release of an inmate or parolee.

Forwards copy of comments to Executive Officer, BPT, if ISL case.

Modifies original decision regarding community of release per PC 3003 after consideration of comments, if appropriate.

Regional Reentry Coordinator

Notifies law enforcement agency submitting comments of decision on release plan.

81020.22.2 Response to Written Request for Victim or Witness Notification Policy

Written requests for notice of an inmate's/parole violator's death, release, or escape will be responded to in writing by the Regional Administrator, or designated staff members not less than the level of a PA-I.

Each request will be evaluated in terms of the potential risk of harm the parolee's release or escape will present to the requester, as well as the need to maintain the confidentiality of the requester's identity and of information contained in the request.

81020.22.3 Response to Written Request for Victim or Witness Notification Procedures

Regional Administrator or Designee

Acknowledges request and advises requester:

- Of actions taken by CDC;

- Of additional information, if any, required before an action can be taken.
- Of his or her responsibility, pursuant to PC 3058.8, to inform CDC of any change in the address (or telephone number) to which a notice is to be sent or a call is to be made; and
- That the request is considered confidential.
- Forwards copies of request and response to regional records.

Regional Records

Makes entry on the CDC Form 112, Chronological History, in bold red ink "**REQUESTED NOTICE OF DEATH, RELEASE, OR ESCAPE FROM DEPARTMENTAL CUSTODY**" and to the CDC Form 144, Control Card.

Stamps, with letters no less than one-quarter inch high, may be used.

81020.23 Parolee Restrictions

Parolees are prohibited from owning, using, having access to or having under their control any firearm or other weapon as defined in state or federal statutes. This includes any weapons used for hunting, self-defense or display, whether or not the weapon is operable.

The following state and federal statutes continue to apply after discharge from parole:

- The Penal Code prohibits anyone who has been convicted of a felony, or is addicted to any narcotic drug from owning or possessing any firearm capable of being concealed upon the person.
- The Penal Code also prohibits those who have been convicted of using a firearm in the commission of the felony, from owning, possessing, or having under their control or custody any firearm.
- Federal law prohibits persons convicted of felonies from owning, possessing or having under their control any firearm or ammunition.

According to California law the right to possess a firearm may be restored by a Governor's pardon unless the person was ever convicted of a felony involving use of a firearm. The right to possess a firearm under federal law is not restored by a Governor's pardon but may be requested through application to the United States' Secretary of the Treasury.

Parolees should be referred to County Registrar for specific requirements.

A person convicted of a felony may be ineligible to hold certain public offices but may request a determination from the official who certifies candidates for the office in question.

The California Probate Code excludes a person convicted of "an infamous crime" from acting as an executor or administrator of an estate.

81020.24 Parolees Employment Restriction Policy

A parolee's criminal, psychiatric or drug abuse history may indicate that the parolee will pose a serious threat to the person or property of others in certain employment situations. The Parole Agent shall prohibit specific employment by a special condition of parole if a parolee:

- With a narcotics record would have access to drugs.
- With a record of embezzlement would have access to a large amount of funds.
- With a history of violent or aberrant sexual behavior would be in a situation which is likely to prompt similar behavior.

The Parole Agent will disclose the parolee's status to an employer if it is necessary for the safety or well being of the employer, the employer's property, the parolee or others.

81020.24.1 Disclosure of Parolee Status Procedures

Parole Agent

Requires the parolee to inform the employer of the conviction(s) within a set time (or notification will be done by Parole Agent) if disclosure is indicated.

Contacts employer to verify whether parolee informed the employer and makes disclosure if necessary.

Discloses no more information than is necessary to safeguard employer or others.

(Immediately)

Confers with unit supervisor and advises employer if parolee's employment poses an immediate and serious threat to the safety of employer or others.

81020.25 Parolee Contact With Prisoner Policy

A parolee or former parolee may not enter grounds of any jail, camp or prison in California without the consent of the Warden or official-in-charge (OIC).

81020.25.1 Parolee Contact With Prisoner Procedures

Parole Agent

Sends a letter to the Warden or OIC of the institution where the parolee wishes to visit with a recommendation.

Informs parolee not to visit until the Warden or OIC responds to the letter and consents to the visit.

Advise parolee of Warden's or OIC decision.

81020.26 Parolee Financial Matters

P&CSD is not a collection agency. Parole staff will not collect money for any other agency or person and will not threaten a parolee with sanctions to compel payment of a debt. If a Parole Agent is contacted by a creditor, the agent shall verify the identity of the creditor and indicate that the parolee will be advised of the obligation to pay debts. On occasion, institution staff will contact the field to verify debts or financial obligations by an inmate. Field staff may also be contacted by the institution to verify trust fund withdrawal information. It is the policy of the P&CSD to investigate all such requests as expeditiously as possible.

P&CSD staff will not handle funds of individual parolees except:

- The disbursement of release funds forwarded to unit office.
- The disbursement of cash assistance.
- Managing funds of a physically or mentally incompetent parolee pending establishment of a conservatorship. The Parole Agent shall obtain unit supervisor approval for such management and will document approval on the CDC Form 1650-D.
- The repayment of cash assistance loans by parolee.

81020.27 Parolees Acting As Informers Policy

P&CSD shall cooperate with law enforcement agencies regarding the use of parolees as informers. Information regarding a releasee's or parolee's activities as an informer shall be restricted to parole staff and law enforcement personnel on a need-to-know basis. Any documents regarding informer activity shall be classified as confidential. A reentry inmate shall not be permitted to act as an informer.

81020.27.1 Parolees Acting As Informers Procedures

Parole Agent

Advise law enforcement agency to submit request (on official letterhead stationery) signed by an agency command person with the following specific information:

- Activity parolee will be involved in.
- Duration of activity.
- Scope of the activity.
- Travel from area required by activity.
- Planned procedures to protect parolee during and after activity.

Contacts parolee and determines:

- If parolee wishes to act as an informer.
- If parolee knows potential danger involved.

Informs parolee that supervision will continue and all violations shall be reported to BPT for action.

Reviews case with unit supervisor.

Prepares specific plan of supervision, including anti-narcotic testing, to be followed while parolee is in informer status.

Places law enforcement agency letter of request, written case review and report in envelope marked "Confidential".

All documents dealing with parolee informer status shall be marked "Confidential" and processed per instructions on handling confidential documents.

Prepares written report to BPT if required.

Submits entire package to BPT for review and decision through the unit supervisor in any of the following circumstances:

- Parolee is in custody with a hold.
- Parolee has been suspended.
- Pending violation requires a report to BPT.
- Parolee has been ordered returned.
- Revocation proceeding has been scheduled.
- Parolee is serving a revocation term.

Unit Supervisor

Reviews package and forwards it with recommendation to PA.

PA

Reviews package and determines whether request is approved as submitted, disapproved or to be forwarded to BPT for approval.

Parole Agent

Releases hold and completes specified program upon unit supervisor approval or notification that BPT has approved the action.

81020.28 DAPO Use of Informants Policy

Revised September 23, 2010

Parole agents assigned to the Office of Correctional Safety (OCS) and whose peace officer status is defined in Penal Code Section 830.2(d)(1) are exempted from this section. OCS parole agents shall report any preplanned or pre-arranged use of a parolee informant to the supervising parole agent or unit supervisor in advance of such use.

Parole agents will not recruit, develop, or utilize individuals on a preplanned, pre-arranged basis solely for the purpose of acting as informants. Under no circumstances will an agent:

- Pay or offer to pay an individual for information.
- Make any promises of immunity, dismissal of charges, or reduced charges in exchange for information.
- Have operational control over any individual whose primary role is that of an informant, except in supervising a parolee who may be operating as an informant for a law enforcement agency.

81020.29 Visitation Permit Policy

Parolees who leave their county of residence for more than two days require travel permits. A travel permit will not be used to seek employment or a program in another county. Visitation permits will not exceed 30 days. Travel that exceeds 30 days will require use of case transfer policy. Parolees who routinely travel to another county for employment or other approved purposes will not require visitation permits, but must have prior approval from their Parole Agents.

81020.29.1 Visitation Permit Procedures

Parole Agent

Reviews travel request to determine:

- Need for visit.
- Details of the visit (name, address, date, time of return).
- How visit may affect employment.
- Need for reporting to other unit office (Depending on time, location, testing requirements, gang membership.).

Reviews case file to determine parole plan requirements (Therapist contact required if POC is a special condition of parole.).

Documents permission for parolee to travel routinely to another county on the CDC Form 1650-D.

Completes CDC Form 1526, Visitation Permit.

Includes reporting instructions on visitation permit.

Tells parolee to report upon return and what to do if emergency delays return.

Distributes copies of CDC Form 1526:

- Original and copy to receiving unit.
- Copy to parolee.
- Copy to unit file.

Verifies parolee's return by face-to-face contact.

Prepares letter addressed to parolee (if approving ongoing interstate travel for employment purposes) documenting time limits, any reporting instructions, and names of states to which parolee is authorized to travel.

Unit Supervisor

Reviews and approves or disapproves visitation permit request.

81020.30 Merchant Marine Travel Policy

A parolee employed by the Merchant Marine will advise parole staff of his position, union, union number, name of ship and name of shipping company. The case of a parolee employed by the Merchant Marine will be kept in the San Francisco, Long Beach, or San Diego unit offices with the following exceptions:

- If the parolee is at sea and port of embarkation is outside of California the case will be processed for transfer according to Interstate procedures.
- If parolee resides with a person or family within 50 miles of the port of embarkation, case will be assigned to unit covering area of residence providing that case meets county of commitment exception criteria.

81020.30.1 Merchant Marine Travel Procedures

Parole Agent

Instructs parolee to submit monthly reports while at sea, giving estimated date of return to California.

Instructs parolee to report to Parole Agent within seven days of return to California.

81020.31 Case Transfer Policy

Transfer of parolees between units usually will be permitted only if the parolee is transferring to the county of commitment unless the parolee's case meets county of commitment exception criteria as documented on CDC Form 1681, Request For Exception To Placement Or Parole To County Of Commitment. County of commitment is the county where the crime for which the parolee was committed occurred except for crimes committed in prison. Commitments to prison for an in-custody (prison) felony shall not be used as the basis for determining the county of commitment. If the parolee has been discharged from all previous terms, consideration may be given to placement in another, more appropriate county in accordance with exception criteria. The parolee shall not be allowed to proceed to the new program until the transfer investigation request is approved. Prior telephonic approval may be requested from the unit supervisor in urgent situations per DOM 81020.32, Emergency Transfer Investigation Policy. If a request to transfer is rejected, it is the parolee's responsibility to file an appeal.

Appeals of inter-regional transfer decisions will be processed by the region denying the transfer. The Informal Appeal Level will be reviewed by the Unit Supervisor denying transfer; First Appeal Level will be reviewed by the Field Administrator of the denying unit; Second Appeal Level will be reviewed by the Regional Administrator; Third Appeal Level will be reviewed by Headquarters Inmate Appeals Branch. Copies of all decisions will be sent to the respective level of the sending unit.

The reasons for granting parole or transfer of a parolee to a county other than county of commitment shall be documented and the exception to policy approved by the unit supervisor and PA prior to granting such exception. County of commitment means the county where the crime for which the inmate was committed occurred. A copy of the Request for Exception to Placement or Parole Transfer to County of Commitment shall be completed by the Parole Agent and, if approved by the unit supervisor, included with the completed CDC Form 611, RPS or the CDC Form 1551, Transfer Investigation Request. Receiving unit supervisor and PA approval is required prior to actual transfer.

Transfers of parolees between units to an approved program within a P&CSD region and within the county of commitment shall be by direct transfer only if the parolee's last urinalysis test was negative and there are no known parole violations pending.

81020.31.1 Case Transfer Between Counties or Regions Procedures**Parole Agent (Transferring Unit)**

Reviews request by a parolee to transfer for compliance with county of commitment policy.

Denies any transfer request which does not meet county of commitment criteria or prepares a CDC Form 1551, citing the specific exception to county of commitment policy under which a transfer is authorized in Reason for Request Section and attaches following documents:

- Completed CDC Form 1681, Request for Exception to Placement or Transfer to County of Commitment.
- POR.
- Cumulative Case Summary.
- Photo.

Submits transfer package to the unit supervisor.

Unit Supervisor (Transferring Unit)

Reviews the Transfer Investigation Request for complete information and validity of any exception to county of commitment policy.

Rejects transfer investigation if it is determined the exception is not valid.

Signs Transfer Investigation Request and sends it to the receiving unit.

Parole Agent (Receiving Unit)

Investigates proposed program to determine if residence and employment programs are acceptable and whether any proposed exceptions to transfer policy are valid.

Notes results of the investigation on CDC Form 1551.

Recommends rejection of transfer if not acceptable, or accepts the case for transfer.

(Within 10 Days of Receipt of CDC Form 1551)

Submits completed transfer investigation to unit supervisor for review and signature.

Unit Supervisor (Receiving Unit) (Within 15 Days of Receipt)

Reviews completed transfer investigation and signs and returns it to the sending unit.

Completes CDC Form 1681, if case meets exception criteria.

PA

Reviews Transfer Investigation Request to assure that the case meets the exception to the county of commitment policy criteria.

Signs CDC Form 1681 if case meets criteria.

Parole Agent (Receiving Unit) Upon Approval of Transfer)

Notifies Sheriff or Chief of Police of approved transfer by CDC Form 863 if the case is designated P.C. 667.5(c).

Parole Agent (Sending Unit) (Within 5 Days of Receipt)

Reviews Transfer Investigation Request.

Prepares case for transfer and if accepted:

- Updates recording by CDC Form 1502.
- Completes and forwards CDC Form 1506 to regional records.
- Informs parolee of the outcome of Transfer Investigation Request.
- Forwards case file to receiving unit.

81020.31.2 Transfer Within County of Commitment Procedures**Parole Agent (Sending Unit)**

Evaluates appropriateness of new program.

Provides parolee with reporting instructions to receiving unit.

Instructs parolee to register, if required by law.

Notifies law enforcement, if required per PC 3058.6.

Updates recording.

Completes case review on CDC Form 1502, Parole Activity Report, and documents transfer information.

Unit Supervisor (Sending Unit)

Reviews file and signs Parole Activity Report.

Approves CDC Form 1506, Notice Of Transfer form, and forwards original to region records.

Forwards case file to receiving unit.

Unit Supervisor (Sending Unit)

Assigns case to Parole Agent.

Parole Agent (Receiving Unit) Within 10 Working Days of Receipt of Field File

Verifies residence.

Verifies compliance with registration requirements.

Completes investigation and documents results on CDC Form 1650-C, Parole Record of Supervision.

Documents reasons for rejection on Parole Activity Report, if transfer is to be rejected for cause.

81020.32 Emergency Transfer Investigation Policy

In an emergency situation, when a parolee presents proof of a need to move to county other than the county of commitment and the situation appears to meet transfer policy, authorization to move pending completion of investigation may be granted.

81020.32.1 Emergency Transfer Investigation Procedures**Parole Agent (Sending Unit)**

Verifies parolee's statement of emergency need.

Prepares an Activity Report outlining the emergency and results of the investigation.

Presents case materials to the unit supervisor.

Unit Supervisor (Sending Unit)

Reviews Activity Report and case file to determine if an emergency transfer need exists.

Telephones receiving unit supervisor and verbally outlines proposed program, emergency situation, and means of verification.

Requests parolee be allowed to reside in receiving unit's area pending transfer investigation.

(Receiving Unit)

Decides if parolee is allowed to reside in receiving unit's area pending transfer investigation report.

81020.33 Parolee Violation of Transfer Policy

When a Parole Agent becomes aware that an assigned parolee is in a county in violation of transfer policy, the parolee may be placed in custody. The parolee may be either retained in custody or ordered released and instructed to return to the unit immediately with approval of the supervisor of the unit of record.

A decision not to place a parolee violating transfer policy in custody will be predicated on the apparent meeting of transfer policy criteria. The fact that the parolee was not placed in custody will not imply acceptance of the transfer. Parolee may be ordered to return to the unit of record or may be permitted to stay pending full investigation into parolee's activities while in that area.

81020.34 Transfer of Parolees In Custody

The fact that a parolee is held in custody outside the area serviced by the unit of record does not constitute a change of residence. However, a parolee in custody serving either a local sentence or a combination of local sentence and revocation time may be transferred providing the parolee will be released to a program in another unit's area. Parolees shall not be transferred under the following circumstances:

- Pending revocation.
- Pending criminal charges.
- Failure to meet requirement for transfer outside county of commitment.

81020.35 Parolee-At-Large Policy

A parolee is an absconder PAL when it is determined that the parolee's whereabouts are unknown. A CDC Form 1524, Violation Report Form recommending suspension of parole shall be submitted immediately when:

- A parolee is suspected of being involved, or is involved, in serious criminal behavior.
- A parolee, regardless of Risk Score, is known to have left the jurisdiction without an apparent intent to return.
- A High Risk parolee (Risk Assessment Score of 7.5 or above) is unavailable for supervision or if the parolee's whereabouts are unknown for a maximum of ten days.
- A Control/Services or Minimum Supervision parolee (Risk Assessment Score of 0.00 to 7.4) is unavailable for supervision or the parolee's whereabouts are unknown for a maximum of 30 days.

Suspended PAL cases shall be retained on a Parole Agent roster as inactive cases. P&CSD staff shall continue to make efforts to locate and place PAL cases into custody.

81020.35.1 Parolee-At-Large Procedures**Parole Agent**

Prepares an Activity Report giving details.

Unit Supervisor

Reviews the Activity Report and case file.

Conducts a case review with the Parole Agent regarding proposed efforts to locate the parolee.

Documents instructions to agent on efforts to locate parolee.

Parole Agent (As Appropriate)

Visits parolee's residence to verify the parolee's absence.

Sends letters to the parolee's last address and to addresses listed for collateral contacts.

Contacts local law enforcement agencies regarding parolee's whereabouts.

Contacts the following organizations to secure any possible new addresses:

- Public utilities.
- Postal authorities.
- DMV.

Obtains the parolee's mailing and visiting cards for possible leads.

Contacts local jails and hospitals.

Refers case to High Control Agent and law enforcement liaison agents for intensive surveillance.

81020.35.2 Suspended PAL Case Procedures**Parole Agent**

Maintains the CDC Form 1503, Face Sheet and current record of supervision in a separate section of field book.

(First 90 Days Following PAL)

Places "WANT status" in local law enforcement systems where appropriate.

Distributes Wanted Person notices with description and picture to appropriate law enforcement agencies.

Requests periodic CI&I and FBI SSCH reports.

Contacts known collateral resources.

Surveys locations where the missing parolee may be living.

Conducts periodic checks with other law enforcement agencies with emphasis on intelligence units, narcotic agents, and other specialized details.

Checks appropriate law enforcement agency field interrogation files.

Unit Supervisor (End of 90 Day Period)

Checks the CDC Form 1650-D to determine if required activities were completed.

(End of 360 Day Period)

Determines future activities to be conducted by the agent.

Reviews activities carried out in an effort to locate PAL.

81020.36 Enemy or Gang Information Policy

Enemy or gang information is highly sensitive and shall be transmitted as rapidly as possible to those who have a need-to-know. The CDC Form 812, Notice of Critical Case Information Form shall be used to document gang membership, associations, enemies, assault on others or victim of assaults. This information is confidential and will be handled in accordance with procedures for handling confidential information.

81020.36.1 Enemy or Gang Definitions**Member**

A person whose gang affiliation is indicated by personal admission, a conviction involving gang activity, investigative reports or information from an informer.

Associate

A person who cannot be positively identified as a gang member but whose association with a gang is indicated by staff observation, information from informers or other sources.

Enemy or Victim

A person who is an enemy or a victim of a gang as indicated by personal admission, CDC records, other agencies' reports or information from informants.

81020.36.2 Collecting and Transmitting Enemy and Gang Information Procedures**Institution Staff**

Informs Regional Reentry Coordinator of parolee involved in gang activities or one who has enemies.

Regional ReEntry Coordinator

Informs unit supervisor where the case will be assigned, the reentry agent (if appropriate) and LEIU staff of a parolee's enemies, enemy status or gang affiliation.

Places confidential information in confidential folder in case file.

Parole Agent

Presents case to unit supervisor for case review to determine appropriate supervision methods and any special conditions that should be recommended. Considers the following factors:

- Information supplied by institution staff, LEIU staff, other law enforcement agency staff or other credible sources.
- Danger and safety factors associated with parole supervision.
- Special conditions prohibiting association with known gang members by specific name.
- Type of supervision required (collateral in-office only, in the field and where, always with another agent, etc.).

Notifies local jail staff of gang status and notifies LEIU staff if parolee is placed in custody.

Documents above contacts in CDC Form 1650-D.

Coordinates transfer of enemy/gang information to institution C&PR or receiving unit supervisor if parolee is returned to prison or transferred to another unit.

(Immediately)

Requests emergency action suspending parole (by unit supervisor) if parolee absconds.

Notifies appropriate law enforcement agencies and LEIU staff if parolee absconds.

Notifies above staff if parolee is located or placed in custody.

Notifies receiving institution C&PR if parolee is ordered returned to a CDC institution.

Notifies appropriate law enforcement agency and LEIU staff if parolee is discharged.

81020.37 Gang Member Supervision Policy

A thorough investigation, including contact with local law enforcement agencies, LEIU staff, and interviews with a gang member's relatives, associates and friends shall be conducted as part of the RPS. Case reviews and the parole plan shall focus on safety related factors such as:

- Extent that parolee is still involved in gang-related activities.
- Parolee's need for supervision and types of case contacts that assure agent safety.
- Ongoing contact with allied law enforcement agencies and LEIU staff shall be maintained for the duration of a gang member's supervision. Any arrest of a gang member shall include law enforcement backup.

81020.37.1 Gang Member Supervision Procedures

Parole Agent (Monthly)

Contacts LEIU and other appropriate law enforcement agency staff.

Consults with unit supervisor prior to granting a travel permit or verbal permission to travel.

Contacts LEIU staff and unit supervisor in other area prior to granting travel permit or verbal permission to travel.

(Immediately)

Requests emergency action suspending parole (by unit supervisor) if parolee absconds.

Notifies appropriate law enforcement agency and LEIU staff if parolee absconds.

Notifies above staff if parolee is located or placed in custody.

Notifies receiving institution C&PR if parolee is ordered returned to a CDC institution.

Notifies appropriate law enforcement agency and LEIU staff if parolee is discharged.

81020.38 Supervision of Mentally Disordered Parolee Policy

PC 2962 requires that specific convicted felons who are severely mentally disordered be provided psychiatric treatment by the State DMH as a condition of parole. There are also provisions for continuing mental health treatment as a new civil commitment after discharge from parole. Male parolees in this category are initially placed in Atascadero State Hospital (ASH), and female parolees are initially placed in Metropolitan State Hospital (MSH).

Parolees being treated pursuant to PC 2962 by DMH shall not be required to participate in POC unless a court or the BPT subsequently finds that the parolee does not meet the criteria set forth in PC 2962. If a parolee being treated as an outpatient under PC 2962 can no longer be safely or effectively treated in the community, the parolee may be placed in a secure mental health facility by the PC 2962 provider. Following such placement, DMH is required to hold a due process (re-hospitalization) hearing. If a parolee supervised in the community under PC 2962 commits a serious parole violation, after mandatory consultation with the PC 2962 DMH treatment provider, the Parole Agent will initiate revocation proceedings for parole violation, in which case the BPT will conduct the due process hearing.

81020.38.1 Mentally Disordered Offender (MDO) Definitions

MDO is a prisoner who meets the criteria for mental health treatment as a condition of parole pursuant to PC 2962.

Certification Hearing. A hearing conducted by the BPT for the purpose of determining whether or not a prisoner meets the criteria to be treated as a mentally disordered offender pursuant to PC 2962.

Placement Hearing. A hearing conducted by the BPT to determine whether a prisoner shall be treated as an inpatient or an outpatient.

Inpatient Treatment. Mental health treatment provided in a secure facility of DMH.

Outpatient Treatment. Mental health treatment provided by a local outpatient program specified by DMH. These programs are called Conditional Release Programs (CONREP).

Annual Review Hearing. A hearing conducted by the BPT to determine whether:

- The parolee's mental condition is in remission or can be kept in remission without treatment.
- The parolee shall be treated as an outpatient, if he or she is still being treated as an inpatient.

Parole Date. The date the inmate is placed on parole status. It is not the date the MDO parolee is released from DMH to a community placement.

81020.38.2 Responsibilities for MDO Parolees In DMH Hospital Facilities

Coordinating prerelease planning between DMH staff and P&CSD staff, including the early determination of the probable county of parole.

Dealing with serious law violations by parolees in a DMH inpatient facility as reported by DMH staff.

Coordinating the release of parolees from a DMH facility to parole supervision or joint parole supervision and Conditional Release Program (CONREP) treatment.

Preparing annual parole discharge reviews.

The hearing agent is responsible for:

- Preparing for and scheduling Certification, Placement and Annual Review Hearings before the BPT.
- Assuring that copies of all hearing packets including DMH and CONREP Reports and independent evaluations on PC 2962 cases are forwarded for inclusion in the C-File.

81020.38.3 CONREP Staff Responsibilities for MDO Parolees

The CONREP staff is responsible for:

- Ongoing supervision of the parolee in accordance with DMH CONREP requirements.
- Ongoing coordination with the assigned P&CSD agent of record, including reporting any special incidents involving a mentally disordered parolee, providing copies of positive urinalysis reports, and advising the Parole Agent of the parolee's participation and progress in the CONREP.
- Meeting periodically with the assigned P&CSD agent of record and unit supervisor to participate in case reviews and supervision category reassignments.
- Providing clinical reports required for the Annual Review Hearings and for providing testimony at hearings.
- Initiating rehospitalization of MDO if required.

81020.38.4 Parole Agent Supervision Responsibilities for Outpatient MDO Parolees

The assigned agent of record is responsible for:

- Ongoing supervision of the parolee in accordance with DOM requirements for felon parolees including revocation procedures, routine discharge reviews and all other routine supervision requirements.
- Ongoing coordination with the assigned DMH CONREP staff, including coordination of community mental health program placements, rehospitalization of MDO parolees, and consultation with the CONREP staff prior to instituting revocation actions.
- Meeting periodically with the CONREP staff and the unit supervisor to conduct case reviews and supervision category reassignment.

81020.38.5 Supervision Requirements for Parolees Released From State Hospitals Under PC 2962

The PC requires that an MDO parolee initially be treated by DMH as an inpatient. By policy, DMH is treating males at ASH and females at MSH. A parolee who has been treated as an MDO at a state hospital may arrive in the community to be supervised by P&CSD under any one of the following circumstances. It is imperative that the C-File reflect the exact circumstances and that the Agent of Record be made aware of the parolee's legal status to determine supervision requirements. The four circumstances are:

- The BPT finds at a Certification Hearing or at an Annual Review Hearing that the parolee does not meet the criteria set forth in PC 2962, removes PC 2962 Special Condition, and orders the parolee immediately released from the hospital to parole.
- The parolee shall be immediately referred to POC for evaluation and POC treatment recommendation. These cases shall be initially assigned to High Control or High Service Supervision and supervised in accordance with DOM requirements for felon parolees. DMH will not be involved in the supervision of these cases.
- A Superior Court, rather than the BPT, at its required jury trials makes the same decision and orders the parolee immediately released from the hospital to parole.

The same supervision requirements indicated in above paragraph apply (A report to the BPT, recommending removal of the special condition of parole to participate in treatment under PC 2962, is required.)

- The BPT finds at a Placement Hearing or at an Annual Review Hearing that the parolee can be safely and effectively treated on an outpatient basis and grants the parolee's request to be treated by DMH as an outpatient.
 - These parolees shall be supervised in accordance with the below MDO procedures.
- DMH places the parolee in an outpatient program pursuant to PC 2964(a).
 - These parolees shall be supervised in accordance with the below MDO procedures.
- DMH discontinues treating the parolee pursuant to PC 2968.
 - The same supervision requirements as indicated above apply.
 - A report to the BPT, recommending removal of the special condition of parole to participate in treatment under PC 2962, is required.

81020.38.6 Supervision of Mentally Disordered Parolee Procedures

Unit Supervisor and Parole Agent (Receiving Unit)

Expedite acceptance of case if placement in receiving unit area is dictated by circumstances per PC 3003(b)(6.).

Parole Agent (Receiving Unit)

Assures that local law enforcement are advised of placement, particularly out-of-county placement, prior to release on parole in accordance with PC requirements.

Parole Agent (Sending Unit)

Completes and distributes CDC Form 1685, Notice Re: MDO Parolee Status Change if parolee's status changes.

Notifies local law enforcement per PC 3058.6 when county of placement will be changed from county of commitment due to DMH programming availability.

Provides complete copy of the Certification Hearing package to the receiving parole unit.

Transfers the C-File to the appropriate Regional Records Office, and the field file to the receiving unit.

Parole Agent (Receiving Unit)

Supervises MDO parolee in (Receiving Unit) accordance with DOM requirements.

Consults with the CONREP staff regarding any revocation action or other significant case change.

If a parole Violation Report is necessary the Parole Agent will consult with CONREP staff, obtain their report, and append it to the Violation Report.

- Any report to the BPT shall be flagged with bold lettering "MDO parolee" on the top right corner.

Coordinates case activities with CONREP staff.

Unit Supervisor and Parole Agent

Meet periodically with the CONREP staff to conduct case reviews and supervision reassignments.

81020.38.7 MDO Annual Discharge Review Report Policy

Annual discharge reviews shall be conducted for both inpatient and outpatient status parolees certified for mental health treatment pursuant to PC 2962. The CDC Form 1632, Discharge Review Report, shall include recommendations to "retain on parole" and "reaffirm the Special Condition of Parole to participate in treatment by DMH pursuant to PC 2962.

The CDC Form 1632 will be forwarded to the BPT Headquarters Calendar separately from other actions and specifically identified on the log as "MDO Retain." The telex system is to be used only for emergency cases that require immediate attention.

81020.38.8 MDO Outpatient Annual Review Hearing Policy

The MDO parolee shall be served with notice of results of the parolee's Annual Discharge Review by a copy of the BPT Form 1130 Decision Form and a copy of the CDC Form 1632.

The MDO parolee shall also be served by a hearing agent with BPT 1460(a), Notice of Right to Annual Review Hearing -

Acknowledgment and BPT Form 1460, Notice of Right to Annual Hearing within 15 days of BPT decision to retain on parole. The Hearing Agent is responsible for coordinating the preparations for an Annual Review Hearing. The hearing shall be held in a parole unit office or other appropriate, non-jail facility.

81020.38.9 MDO Outpatient Annual Review Hearing Procedures

Regional Records Staff (60 days prior to Discharge Date)

Distributes list of parolees due for Annual Discharge Review.

Parole Agent (Beginning at 11th Month of Parole)

Follows usual discharge procedures but includes recommendations in CDC Form 1632.

- "Retain on Parole" or,
- "Reaffirm Special Condition of Parole to participate in treatment by DMH pursuant to PC 2962."

Regional Records Staff

Forwards Discharge Review Report to BPT Headquarters Calendar separate from other actions, specifically identifying case on log as "MDO Retain".

(When BPT Calendar Sheet is Received)

Provides copy of CDC Form 1632, Discharge Review Report and BPT Form 1130, Headquarters Calendar Sheet with BPT action to Regional Hearing Coordinator.

Regional Hearing Coordinator (Upon Receipt of BPT Action)

Assigns case to Hearing Agent for coordination of BPT Annual Review Hearing for MDO parolee.

Hearing Agent

Serves parolee with BPT Form 1460, Notice of Right to Annual Review Hearing and completes BPT Form 1460(a).

Initiates scheduling of hearing by BPT by submission of BPT Form 1430 - Mentally Disordered Offender Scheduling Request.

Notifies CONREP staff and Agent of Record of scheduled hearing, if MDO parolee requests hearing.

- CONREP staff will testify and provide status report.

Coordinates access to the parolee records by the independent evaluators and the parolee's attorney.

Coordinates and staffs hearings.

Forwards copy of hearing file DMH CONREP report(s) and independent evaluation to C-File.

Mails decision, hearing packet, and tape to BPT.

81020.39 Revision

The Deputy Director, P&CSD, is responsible for maintaining the accuracy and currency of this section.

81020.40 References

Revised September 23, 2010

PC §§ 290, 457.1, 667.5(c), 830.2(d)(1), 1105, 1105.3, 3000, 3003, 3053.5, 3058.5, 3058.6, 3059, 4571, 11150, 11775, 11776, 11777, 12020, 12021, and 13826.5.

VC § 4500.

H&SC § 11590.

CCR (15) (2) §§ 2512, 2513, and 2513(c)

CCR (15) (3) §§ 3001 and 3173(n).

ARTICLE 3 — ARREST AND PAROLE HOLD

Revised March 8, 1990

81030.1 Policy

A parolee shall be arrested and a PC 3056 parole hold placed when there is reasonable cause to believe a parolee has violated the conditions of parole and:

- Is a danger to self; or,
- Is a danger to person or property of another; or,
- May abscond.

A parolee will not be arrested either as punishment or as a means of instilling fear.

No Parole Agent will use physical force on another person unless it is in the defense of another person or in the defense of the Parole Agent. Physical restraint may only be used on an inmate or parolee to make an arrest, prevent an escape or prevent injury to persons or damage to property. Only the minimum amount of force required to accomplish these lawful objectives will be used.

A Parole Agent is not expected to attempt an arrest that cannot be successfully and safely executed.

The Parole Agent shall make a recommendation to the unit supervisor within one working day of placement of hold or learning that a hold has been placed to retain or release the parole hold.

A parole hold shall be maintained only when it is determined that the parolee's release from custody will pose a serious risk to the safety of other persons, the safety of the parolee, the security of property or when it is likely the parolee will abscond.

81030.2 Arrest Definitions

Peace Officer Status. Any Parole Agent employed by CDC is a peace officer pursuant to the provisions of PC 830.5.

Authority. A Parole Agent's authority to arrest extends to any place in the state as to any person committed to CDC or being supervised under the Interstate Parole Compact. A Parole Agent's peace officer status extends to enforcement of the conditions of parole, apprehension of an escapee from a CDC institution, the transportation of inmates or parolees, and to any violation of law which is discovered in the course of employment. A Parole Agent shall not preempt another law enforcement agency in enforcing the law.

Arrest of Non-Parolee. A Parole Agent may arrest a non-parolee observed committing a crime during the performance of a parole-related activity indicated in the section above. The Parole Agent shall consider alternatives and other resources, and be convinced that the immediate arrest of a non-parolee is in the public interest. The Parole Agent must also determine that the arrest can be made with a minimum of danger to others and the Parole Agent before making the arrest.

81030.3 Rights Of Arrestee

The Parole Agent shall inform the person being arrested of:

- Intention to arrest.
- Reason for arrest.

81030.4 Miranda Rights

A parolee has no right to silence during questioning by Parole Agent specifically regarding parole violations. The Parole Agent will not advise parolee of Miranda Rights in this situation as it may lead to a perceived right to silence which could be detrimental in securing all necessary information. However, if law violations are present and criminal prosecution is probable, Miranda Rights must be administered.

Parole Agent

Reads legal rights statement per Miranda v Arizona where criminal prosecution is likely or pending as follows:

- "You have the right to remain silent."
- "Anything you say can and will be used against you in a court of law."
- "You have the right to talk with a lawyer and have your lawyer present with you while you are being questioned."
- "If you cannot afford to hire a lawyer, one will be appointed to represent you before any questioning, if you wish one."
- "Do you understand each of these rights I have explained to you?"
- "Having these rights in mind, do you wish to talk to me now?"

81030.5 Planned Arrest Policy

Arrests are situations of high potential danger that require thoughtful planning. Every arrest, when possible, will be reviewed with the unit supervisor prior to the arrest. Arrests will not be made at all cost.

81030.5.1 Planned Arrest Procedures

Parole Agent (Prior to Arrest)

Reviews planned arrest with unit supervisor.

Presents facts about circumstances surrounding violation.

Recommends whether suspected violator requires custody.

Presents criminal history with emphasis on potential for weapons and violence.

Advises supervisor of location of arrest and potential interference by others.

Unit Supervisor

Determines which Parole Agents or other law enforcement agency personnel will assist in the arrest.

Arranges for call back upon completion of arrest to unit supervisor or, if after hours, to the Officer-of-the-Day (AOD).

Parole Agent

Briefs participating Parole Agents and other law enforcement agency personnel regarding the following:

- Names and descriptions of persons to be arrested, including photographs.
- Reason for arrest and current parole status.
- Arrest history, potential for violence and weapons.
- Information about others living in home or associates who may be present and pose a danger.

Describes or draws picture of arrest location showing escape routes and deploys assisting personnel.

Determines any special equipment needed.

Determines tactics to be used (as person in charge).

Plans route to and from arrest location.

81030.6 Unplanned Arrest Policy

The Parole Agent may unexpectedly find a parolee engaged in behavior that calls for arrest. The decision to arrest must be made quickly and without the opportunity to confer with the unit supervisor. Such an arrest is usually made without assistance and thus potential for injury may be increased.

81030.6.1 Unplanned Arrest Procedures

Parole Agent (Immediately)

Evaluates the following:

- Seriousness of violation.
- Necessity to make arrest at that time.
- Ability to make arrest successfully.
- Any alternatives to arrest.
- Danger parolee presents to self or others.
- Parolee's attitude.
- Location and presence of other persons.
- Ability to leave and return with appropriate assistance.

Takes appropriate action.

81030.7 Forced Entry Policy

Force will not be used routinely to enter buildings to arrest a parolee. Forced entry will be used when it is the only reasonable alternative to affect an arrest.

81030.7.1 Forced Entry Procedures

Parole Agent

Evaluates situation and determines if:

- Forced entry will enhance safety of agent, law enforcement, parolee, or other persons who might be present.
- Failure to act will result in harm to parolee or evidence being destroyed.

Knocks, announces and identifies self and demands entry before forcing entry except when:

- Danger to agent or others will be increased.
- Probability of evidence being destroyed is increased.
- Someone inside is in distress or in need of immediate assistance.
- Probability that person inside will flee.

May make forced entry if no one responds to knock and announcement.

Obtains sufficient personnel to accomplish forced entry with maximum safety.

Makes every effort to secure building where forced entry was made.

Notifies landlord or absent occupant that forced entry was made and damage occurred. Advises cost of repairs can be recovered from BOC.

(Next Working Day)

Confers with unit supervisor regarding the forced entry that was conducted without prior supervisory discussion.

Unit Supervisor

Provides property owner with appropriate BOC forms.

81030.8 Restraint Equipment Policy

A set of handcuffs, jacket and soft body armor will be issued to all agents. Each agent shall have handcuffs operational and available for use at all times. Two sets of waist chains and leg irons will be maintained in each office.

81030.8.1 Restraint Equipment Procedures

Parole Agent

Checks out restraint equipment as needed.

Handcuffs person behind the back whenever there is an arrest.

Removes handcuffs only when arrestee is safely in a detention facility.

Handcuffs arrestee to a stationary object as a temporary emergency measure only.

Searches person being arrested for weapons or contraband.

81030.9 Medical Transfer to Prison Policy

When a parolee presents a serious custodial risk and requires medical treatment necessitating hospitalization (which cannot be provided locally because of lack of adequate detention facilities), the parolee may be returned to prison upon written order of the judge of the Superior Court as provided in PC 4007.

81030.10 Emergency Transfer to Prison Policy

If officials of a local jail cannot or will not retain a parolee in custody pending a hearing and a Violation Report is being submitted to the BPT, the parolee may be returned to a CDC institution without a hearing.

81030.10.1 Emergency Transfer to Prison Procedures

Parole Agent as Soon as Possible)

Reviews case with Unit Supervisor.

Arranges for parolee's transfer to a CDC institution.

Ensures that identifying photograph and Parole Violator Return (CDC Form 1018) accompany parolee to institution.

Completes and forwards a written Violation Report, noting parolee's location.

- Hearing will be held in the institution as soon as possible.

81030.11 Removal of Parole Hold Policy

The parole hold shall be removed immediately when final decision on a parole violation does not require further time in custody, or when the unit supervisor concurs with the Parole Agent's recommendation to continue on parole. Whoever makes final decision on violation may approve maintaining the hold until the end of the next working day if arrangements must be made for an adequate release program.

In no case shall a parole hold be maintained past the parole expiration date or the revocation release date, or in any case longer than 12 months.

81030.12 Retaining Parole Hold Policy

When decision is made at a revocation hearing, the hold may be maintained for one working day following the decision only if the hearing panel approved the retention of the hold. If the hearing panel refuses to approve continuing the hold, the unit supervisor may contact the Chief Hearing Representative, BPT, to appeal the panel's decision.

81030.13 LEIU Interest in Custody Case Procedures

Parole Agent

Contacts appropriate LEIU agent before removing hold.

Unit Supervisor and LEIU Supervisor

Resolve any difference of opinion regarding continuation of hold.

Parole Agent (Day Hold is Dropped)

Notifies appropriate LEIU agent of revocation term if hold must be removed.

81030.14 Transportation Policy

An arrested person shall never be secured to any part of a moving vehicle with any type of locking restraint.

81030.14.1 Transportation Procedures

Parole Agent

Assures vehicle is fueled, in safe operating condition and free of contraband.

Assures handcuffs are double locked and properly applied on arrestee.

Uses waist chains when transporting long distances or from one custody setting to another.

May use leg irons if arrestee is an escape risk or potentially violent.

Secures arrestee with seat belt.

81030.15 Cooperation With Other Law Enforcement Policy

Cooperation with other law enforcement agencies in the arrest or investigation of parolees suspected of new crimes or parole violations is expected of all employees of the P&CSD.

81030.15.1 P&CSD Initiated Arrest Procedures

Parole Agent

Reviews proposed arrest with unit supervisor.

Participates in arrest and investigation of parolees suspected of committing new crimes or parole violations.

Shares information with law enforcement.

Requests assistance of other law enforcement agency in situations where violence or weapons are anticipated (Assistance also may be requested in any other situation.)

Assumes tactical command of P&CSD initiated arrest.

Shifts tactical command to other if agent believes it is safest way to handle situation.

Releases other law enforcement agency to regular duties as soon as possible.

81030.15.2 Other Law Enforcement Agency Initiated Arrest Procedures

Parole Agent

Evaluates information provided by other law enforcement agency personnel and makes an independent judgment whether a parole violation or criminal act has occurred.

Briefs unit supervisor.

Unit Supervisor

Determines whether safety of other law enforcement agency personnel or community will be enhanced by agent's involvement.

Determines whether Parole Agent's presence is required by such factors as:

- Ability to identify parolee or other suspects.
- Ability to provide information about parolees or others and about arrest location.
- Ability of Parole Agent, through contacts with parolee, to alleviate a situation.

Parole Agent

Acts under tactical command of other law enforcement agency when assistance is provided.

81030.16 Delegation of Search and Arrest Authority to Other Law Enforcement Policy

A Parole Agent, who, based on reasonable belief concludes that a parole violation has occurred, can delegate P&CSD's authority to search and arrest a parolee. The agent is not required to be personally present during the other law enforcement agency's arrest or investigation of a parolee.

81030.16.1 Delegation of Search and Arrest Authority Procedures

Parole Agent

Evaluates information concerning alleged violations provided by other law enforcement agencies and makes independent judgment whether a parole violation or criminal act has occurred.

Delegates parole authority to other law enforcement agency to arrest or search a parolee if reasonable belief exists.

81030.17 Arrest Authorization Assistance Policy

The Parole Agent, in emergency situations, may orally summon as many persons as necessary to aid in making an arrest. The authority to summon aid is authorized by the Penal Code.

81030.18 Motor Vehicle (DMV) Inquiry Policy

Between 8:00 a.m. and 4:30 p.m., Monday through Friday, emergency computer inquiries will be made through regional records. After 4:30 p.m., and on weekends or holidays, computer inquiries will be made through the ID/Warrants Unit, in Headquarters (phone (916) 445-6713 or ATSS 485-6713). An emergency is defined as an immediate threat to the safety of persons or property.

The information available from DMV through CLETS is:

- Vehicle registration by license plate.
- Vehicle registration by name of owner.
- Driver's license by number.
- Driver's license by name.
- Stolen vehicle information.
- Vehicle identification number.
- Parts numbers.
- Automated firearms information.

This list is not inclusive. Region or ID/Warrants Unit staff secures most of the items provided by DMV.

81030.18.1 Motor Vehicle Emergency Inquiry Procedures

Parole Agent (During Normal Work Hours)

Telephones emergency inquiry to regional records.

(Outside Normal Work Hours)

Telephones inquiry to ID/Warrants Unit, Headquarters, and provides the following information:

- Name and badge number.
- Unit and last four digits of home telephone number.
- Kind of vehicle whose plates are being run (i.e., van, truck, motorcycle, automobile, etc.).
- Type of plates (standard plates, environmental plates or other special plates).

Advises person taking call that agent will remain on the phone while plates are being run (Failure to do this results in a much longer response time).

Radios request for vehicle information to local enforcement agency if permitted by agreement.

81030.19 Search Policy

A parolee's person, residence and property may be searched without a warrant by an agent of CDC to determine whether a parolee is complying with the conditions of parole; or a reasonable belief that the parolee has violated the conditions of parole and that the search may produce evidence to support the alleged violation. Any evidence of illegal activity or contraband will be seized. Whenever possible the decision to search a parolee's residence will be made after conferring with the unit supervisor. A search will normally be conducted by two or more agents.

Good judgment and respect for personal property will be shown at all times. Only those areas occupied solely by the parolee and those areas of common habitation may be searched. An effort to determine property ownership shall be made so that property belonging to others is not removed.

81030.19.1 Search Procedures**Parole Agent #1**

Conducts search.

Parole Agent #2

Collects contraband as discovered.

Marks each piece of evidence as follows:

- Date item was seized.
- Name or initials of person who seized item.
- A description of item, including serial number or weight and quantity of suspected illegal drugs.
- Completes three copies of Inventory Receipt Form .
- Provides copy of Inventory Receipt to parolee, to a responsible adult, or leaves copy at scene before departing with any seized items.
- Maintains original copy for file and one copy to unit supervisor.

Maintains physical custody of evidence until turned over to another law enforcement agency or unit supervisor for secure storage.

81030.20 Handling Evidence Policy

The test of the integrity of the chain of evidence requires that procedures used to seize, record and store evidence substantiate that evidence presented in any proceedings is actually evidence which was seized at time of search. If local police are assisting in a search, the Parole Agent shall request them to make the actual search, especially when criminal charges are likely to result from the search. The Parole Agent will then obtain a copy of the police agency's inventory for use in any subsequent revocation proceedings.

When conducting a search without police assistance, the Parole Agent shall temporarily halt the search, secure the scene to extent possible, and request assistance from local police if preliminary observation indicates presence of any of the following:

- Evidence of a major crime.
- Weapons.
- Large quantities of stolen merchandise.
- Large quantities of illegal drugs.
- Evidence that persons other than parolee may be involved in criminal activity.

81030.20.1 Handling Firearms Evidence Procedures**Parole Agent**

Handles any firearm as if loaded.

Records serial number, make and model.

Collects all ammunition, both expended and non-expended.

Takes firearm to other law enforcement agency with jurisdiction.

Runs record check on firearm.

Encourages local authorities to prosecute parolee for possession of a firearm.

Unit Supervisor

Receives and stores firearms in evidence locker until turned into local law enforcement.

81030.20.2 Handling Narcotics Evidence Procedures**Parole Agent**

Collects controlled substance in a safe manner.

Records quantity, appearance and packaging on inventory receipt.

Records name or initial of person who seized material and date and time of seizure on package.

Requests local law enforcement to conduct analysis and obtains results as soon as possible.

Subjects seized contraband to laboratory analysis if other law enforcement agency will not perform analysis.

Requests other assisting law enforcement agency to take control of illegal controlled substance in parolee's possession.

Records information on Record of Interview Form (CDC Form 1650D) and submits Activity Report Form (CDC Form 1502).

Unit Supervisor

Receives and stores narcotics in evidence locker.

81030.21 Surveillance Policy

Surveillance is intended to obtain or verify information about a parolee's behavior in the community. The proper use of surveillance can be effective in gathering information not obtainable through other sources. Spot surveillance may be conducted at an agent's discretion when information can best be obtained from observation; and when not more than 15 minutes will be spent; and when there are no apparent safety problems.

The Parole Agents shall confer with the unit supervisor and other agents prior to conducting fixed or moving surveillance (Moving surveillance is difficult and requires the use of several agents or other law enforcement agency staff with communications equipment.).

81030.21.1 Surveillance Definitions

Surveillance is the process of keeping a parolee, parolee's residence or vehicle under observation to gain information about parolee's activities, associates or contacts.

Spot surveillance is the observation of a specific location for a short period of time (e.g., driving or walking by to determine current activity, who is present and potential safety hazards).

Fixed surveillance is the observation of a specific location for a long period to determine parolee's associates, traffic to and from location, and whether the location is parolee's actual residence.

Moving surveillance is following a specific parolee from place to place to secure information about parolee's activities.

81030.21.2 Surveillance Procedures**Parole Agent**

Obtains unit supervisor approval prior to conducting fixed or moving surveillance.

- Approval can be indicated either in the Parole Plan or through a case review.
- The AOD will be contacted before beginning fixed or moving surveillance after hours.

Presents sufficient information regarding surveillance to allow unit supervisor to allocate resources:

- Reason for parolee surveillance:
 - Supervision category.
 - Prison gang member or affiliate.
 - Suspected large scale drug sales or transportation.
 - Violent behavior or sexual offenses.
 - Suspected large scale property or fraud offenses.
 - Organized crime activities.
 - High Risk PAL cases.
- Expected outcome of surveillance.
- Location of surveillance.
- Duration of surveillance.

- Other participants.

Unit Supervisor or AOD

Reviews request to conduct surveillance.

Specifies duration and type of surveillance to be conducted.

Instructs Parole Agent to notify unit supervisor or AOD upon completion of surveillance.

Parole Agent

Contacts unit supervisor when the surveillance is completed.

81030.22 Pretext Interview Policy

A pretext interview is an interview where a false identity is used to obtain information that would not be given if Parole Agent's identity were known. Trademarks or equipment of a company or organization shall not be used in a pretext interview without consent. A pretext interview may not be conducted to gain entry, arrest, and search or secure a confession. Pretext interviews shall not be attempted with persons who cannot legally or morally disclose information.

81030.22.1 Pretext Interview Procedures

Parole Agent

Reviews case with unit supervisor to evaluate need for pretext interview.

Identifies specific people involved and information to be secured.

Determines false identity to be used.

Establishes specific time frame.

Documents results of conference on Record of Supervision Form.

81030.23 Referral to DA for Prosecution Policy

When a Parole Agent discovers a major crime, it shall be brought to the attention of the local law enforcement agency having jurisdiction so that the agency can pursue the investigation and subsequent criminal prosecution. However, if police are not available, it may be more appropriate for the agent to continue investigation and subsequent referral to the DA. The agent shall consider the following factors before deciding to make the referral:

- Which agency has the majority of the information relative to the crime.
- The reasons local law enforcement is unwilling to prosecute.
- Likelihood of successful prosecution.
- The nature of instant offense(s).
- Availability of Parole Agent's time and resources to continue investigation.

Local Requirements

Local requirements for criminal prosecution vary. Parole staff need to determine what is required for prosecution by the DA and the time limits for referring such cases.

Issues to be addressed to support criminal prosecution are:

- Elements of each crime to support charge(s) that a crime has occurred (List crimes committed by Penal Code sections and titles).
- Reasonable belief, probable cause or circumstantial indicators if a felony charge is to be filed.
- The Parole Agent must have personally observed the crime or a complaining victim or witness must have observed the crime if a misdemeanor charge is to be filed.
- Evidence to link parolee to crime and how it ties to parolee.
- Witnesses and facts to which they can testify (A short summary shall be prepared outlining facts of crime, names and addresses of witnesses, and their willingness to cooperate in investigation and to testify in subsequent court proceedings).

Legal Issues

The following legal issues are to be included in Parole Agent's report to DA:

- Basis for parolee's arrest.
- Relationship between Parole Agent and parolee e.g., parolee is a member of Parole Agent's caseload.
- Parole agent's peace officer powers as defined in PC 830.5.
- An explanation of whether arrest notice was given and whether Parole Agent complied with PC 844 (knock and identify requirement).

- The point during investigation that Miranda Rights were given. (If not given, the reason they were not must be explained).
- Circumstances under which parolee's statement or confession was taken (Was it voluntary? Made under duress or coercion? Were promises made? Was it signed and dated?)
- Conditions under which a search was conducted and authority for search. If police were involved, whether they assisted an agent of P&CSD or whether a search warrant was issued. If P&CSD initiated search, the information relied upon for reasonable belief to search.
- Circumstances under which any evidence was seized and which agency conducted analysis Type of analysis and results (drug analysis, fingerprint match, handwriting analysis).

81030.23.1 Referral to DA for Prosecution Procedures

Parole Agent and Unit Supervisor

Conduct case review to determine if case should be referred for prosecution.

Parole Agent

Advises parolee of rights and obtains statement using parolee's own words. If parolee grants permission to tape the statement, the date statement was taken, the fact that permission to tape was granted and a summary of tape's contents shall be included.

Prepares and submits memorandum to DA for prosecution, including all required information.

- Any known inconsistencies in the case will not be included in the memorandum, but will be discussed in person with the deputy DA.

Forwards copy of the parolee's CI&I arrest record with referral for prosecution.

81030.24 Revision

The Deputy Director, P&CSD or designee, shall ensure that this section current and accurate.

81030.25 References

PC §§ 830.2, 830.5, 834, 839, 844, 1147.5, 1407, 3056, 3058.5, 4003, and 4007.

H&SC § 11474.

CCR (15) (2) §§ 2511, 2603, 2605(a), and 2606.

ARTICLE 4 — REPORTING VIOLATIONS

Revised June 23, 1992

81040.1 Policy

The Parole Agent is responsible for reporting all arrests and violations of parole. Behavior reported as a violation of parole shall determine the level at which a final decision shall be made. The decision to report a violation to the BPT or to make disposition at the unit level shall be made by a unit supervisor and agent of record at a verbal conference.

81040.2 Limits Of Confinement

A parolee shall not be kept in custody longer than the time ordered revoked by BPT. A parolee with a commitment crime that occurred before December 31, 1978 shall not be held in continuous custody on a parole violation for more than six months. A parolee with a commitment crime that occurred on or after January 1, 1979 shall not be held in continuous custody on a parole violation for more than 12 months.

81040.3 Suspension of Parole

A parolee shall not receive credit toward the parole period while in suspended status. When parole is suspended, any time credited toward continuous parole is lost. Time on continuous parole begins again when parolee is reinstated on parole. The BPT shall specify the date a suspension starts based on date Parole Agent determines parolee is not available for supervision. The period of suspension shall end when:

- Parolee is located in California and is available for parole supervision.
- Parolee is arrested in California.
- Parolee located outside of California is available for extradition or the BPT has ordered the case continued on parole.

81040.4 Revocation of Parole

Revocation time extends the parole period automatically by the amount of revocation time ordered. When parole is revoked, any time credited toward continuous parole is lost. The time a parolee is in revocation status shall be added to the parole period with the following limits: commitment crime occurring on or before December 31, 1978, six months; after January 1, 1979, 12 months. The BPT may extend the revocation term for an additional 12 months for in-custody misconduct [Pursuant to PC 3057(c)]. Time on continuous parole begins again when parolee is released after serving a revocation period.

81040.5 Violations Requiring Report To The BPT

- Murder.
- Voluntary manslaughter.
- Mayhem.
- Forcible rape as defined in PC 281(2) and (3).
- Sodomy by force, violence, menace or threat of great bodily harm.
- Oral copulation by force, violence, menace or threat of great bodily harm.
- Lewd acts on a child under 14 years old, as defined in PC 288.
- Failure to register within time limits specified in PC 290(g).
- Behavior in violation of parole which results in serious injury to victim.
- Possession, control or use of any firearm, explosive, or weapon as defined in federal or state statutes, and any knife or blade longer than two inches, except as provided in other portions of this manual.
- Involvement in fraudulent schemes over \$1,000.
- Sales, transportation or distribution of a narcotic drug or other controlled substance as defined in Division 10 of H&SC.
- Failure to advise Parole Agent of parolee's whereabouts and remaining unavailable for contact for 30 days.
- Behavior in violation of parole when a parole hold is placed and parolee has less than 30 days remaining on the parole period.
- Violations of special conditions of parole which were imposed by BPT.
- Escape from a local custody facility by a parolee serving revocation time.
- Major rule violations by a parolee serving revocation time in a local custody facility.
- Refusal of a parolee to provide a blood specimen or saliva sample per PC 290.2.
- Refusal of a parolee to sign the CDC Form 1515, Conditions of Parole.

81040.6 BPT Actions

- Continue on parole.
- Cancel want and remove warrant from file.
- Retain on parole.
- Remove parole hold as of _____.
- Schedule for revocation proceedings.
- Retain parole hold.
- Retain on parole pending revocation proceedings.
- Schedule for revocation screening calendar.
- Revoke parole and return to custody.
- Suspend parole.
- Reinstate on parole (this action only restarts a suspended parolee's period of parole and shall always be accompanied with another action).
- Dismiss charges and discharge.
- Discharge.
- Schedule for revocation - psychiatric attention.
- Schedule for revocation - psychiatric referral.
- Extend parole period to maximum pending parole revocation.

81040.7 Unit Supervisor Review of Violations

The unit supervisor shall review all violation reports and may decide to continue-on-parole for all violations not reserved for decision by the BPT. The unit supervisor may refer a parolee for revocation proceedings (even though referral is not required by BPT policy) if a parolee is a danger to person or property of others or a parolee is a danger to self.

Recommendation of revocation of parole is only one control method available to parole staff. Unit supervisors should consider application of progressive sanction to resolve parole violations. Referral to the BPT for revocation action shall be reserved for cases where there is a

threat to public safety or the parolee cannot be managed safely in the community.

Technical violations shall be considered for referral to the BPT if:

- The current violation constitutes a potential threat to others considering the serious offense background of similar nature.
- The violation of a special condition of parole poses a threat to others.
- No plan for eliminating violation behavior can be developed.

Technical violations shall be dealt with at the unit level if:

- The parolee has made an otherwise good parole adjustment.
- The violations are minor.
- A control/treatment program is available.

Drug violations shall be considered for referral to the BPT if:

- The parolee is readdicted or unable to control drug use while in the community.
- The parolee has been at-large or is likely to abscond.
- The parolee refuses to test or refuses a drug treatment program.
- The parolee is a threat to others or property of others.
- Evidence suggests that criminal activities are the parolee's means of support.

Drug violations shall be dealt with at the unit level if:

- The parolee has previously made a good parole adjustment or has a favorable community program.
- The parolee is willing to enter available community drug treatment program or to continue in drug treatment program.
- The violation is an isolated incident of drug use or there is minimal drug use.
- Local custody or prosecution is sufficient to interrupt drug use.
- There is minimal risk to person or property.

81040.8 Unit Supervisor Actions

The unit supervisor's actions against the parolee include, but are not limited to:

- Continue-on-parole.
- Extend parole period to maximum pending parole revocation.
- Refer to revocation screening calendar.
- Remove the parole hold.
- Deferred pending (state the specific action to be completed; state the date the report is to be completed).
- Reinstate on parole a suspended parolee-at-large (PAL) located within California; cancel want and remove warrant from file. This action only restarts a suspended parolee's period of parole and shall always include other actions such as continue on parole--no time lost, continue on parole--time lost, or refer to revocation proceedings.
- Schedule for good cause hearing (cooperative parole).
- Schedule for revocation - psychiatric attention.
- Return to prison for further proceedings (for parolee arrested outside California).
- Maintain in community pending revocation proceedings.

81040.9 Activity Report Policy

The activity report is a multipurpose document that can be used:

- To document a unit supervisor's final action of "continue-on-parole."
- To give Parole Agent instructions.
- To document case reviews.
- To document unsubstantiated allegations of parole violations.
- To document a decision to add or remove a special condition of parole.
- To document a case transfer.
- To reinstate a suspended parolee.

81040.9.1 Activity Report Procedures

Secures information to determine if a parolee's behavior violated parole. Desirable information is:

Parole Agent (Within One Working Day of Hold or Discovery)

- Date, time, description and location of behavior.
- Injuries or property damage.
- If parolee was arrested: arresting agency, including names and ID numbers of arresting officers, and jail number and booking where parolee is held.

Conducts verbal conference with unit supervisor to determine if activity report is required.

Unit Supervisor

Enters appropriate information on unit jail list if parolee was arrested.

Parole Agent (Within Six Working Days of Hold or Discovery)

Completes activity report including recommendations such as:

- Complete investigation and submit supplemental activity report or violation report by (date).
- Continue-on-parole.

Submits activity report to unit supervisor.

Unit Supervisor (Within Six Days of Hold or Discovery)

Reviews activity report and determines if additional information is needed, investigative activities needed to secure information, and specifies date a report is to be submitted. Takes final action to continue on parole when appropriate.

81040.10 Emergency BPT Action Policy

The unit supervisor shall request emergency action from the BPT whenever a parole violation occurs and:

- Less than 30 days remain on a parole period.
- A parolee has been involved in serious criminal behavior and it is evident parolee has absconded from supervision. (A retain on parole report shall not be required after the emergency action if a violation report shall be submitted.) A discharge review report shall be submitted within ten days of emergency action if a violation report is not submitted.

81040.10.1 Emergency BPT Action Procedures**Unit Supervisor and Parole Agent: No Later Than the Next Working Day)**

Conducts a verbal conference to determine if an emergency BPT action is required.

Unit Supervisor (Immediately)

Contacts regional records staff to have emergency action request to the BPT prepared and FAXed to the BPT, Central Office Calendar.

Regional Records Staff (Immediately)

FAXs information supplied by unit supervisor to BPT.

BPT Staff

Takes emergency action.

Regional Records Staff

Notifies unit supervisor of BPT action by telephone.

81040.11 Parolee-at-Large Report Policy

A CDC Form 1524, Parolee-at-Large Report, (PAL recommending suspension of parole) shall be submitted no later than the prescribed time limits. If it is evident that the parolee has absconded and may be involved in criminal activity, a PAL Report shall be submitted immediately.

81040.11.1 Parolee-At-Large Report Procedures**Parole Agent**

Prepares and submits PAL Report on high risk case (assessment score of 7.5 or above) when parolee's whereabouts become unknown.

(Within 10 Days From Discovery)

Prepares and submits PAL Report on any case with a risk score between 0 - 7.5 when a parolee's whereabouts are unknown.

(Within 30 Days From Discovery)

Includes in PAL Report:

- Date it was discovered parolee absconded.
- How it was discovered parolee absconded.
- Dates and brief description of efforts made to locate parolee.

Parole Agent

Prepares and submits CDC Form 600, Wanted Persons System Notification - Addendum A, along with the violation report to region records.

81040.11.2 BPT Warrant Policy

The BPT may issue a warrant ordering a parolee placed in custody or retained in custody. BPT warrants are used following an order to suspend an absconder's parole. BPT warrants are entered either into State DOJ Wanted Persons System (WPS) or into both the WPS and the National Crime Information Center (NCIC) computer system.

WPS Warrant - (Code 1) is used to arrest a PAL case in California. This warrant is entered into the WPS by the Identification

(ID)/Warrants Unit staff to notify all law enforcement agencies within California that the parolee is wanted.

NCIC Warrant - (Code 2) is used to arrest a PAL case likely to go out of state or considered dangerous. This warrant is entered in the NCIC computer by ID/Warrants Unit staff to notify all law enforcement agencies in the U.S. that the parolee is wanted.

The detainer has no arrest powers and is only used to detain. Detainers are used only when a PAL case is in custody in another state and the warrant for the parolee's arrest has not been placed in State DOJ WPS (Code 1) or NCIC (Code 2) computer system by ID/Warrants Unit staff.

Note: A detainer shall be made a warrant before it can be upgraded to a Code 2 want.

81040.11.3 Warrant Issuance Procedures**Regional Records Staff (Prior to Calendar Review)**

Reviews WPS notification (CDC Form 600) for accuracy and returns it to the Parole Agent for correction, if necessary.

Prepares calendar control log (BPT Form 1132) listing all cases prepared for BPT review.

Attaches PAL Reports, necessary BPT forms and the CDC Form 600, to calendar control log.

BPT Panel

Reviews PAL Report (CDC Form 1524), orders parole suspended and warrant issued either Code 1 - WPS or Code 2 - WPS and NCIC.

Regional Records Staff (Daily)

Reviews BPT actions for signature and completeness prior to Deputy Commissioner's departure.

Forwards completed CDC Form 600, Wanted Persons System Notification - Addendum A, to ID/Warrants Unit by express mail.

Forwards calendar control log with BPT actions to BPT headquarters by courier (excluding Region I which may use interdepartmental mail).

Posts BPT actions to the CDC Form 112, Chronological Inmate History.

BPT Headquarters Staff (Daily)

Reviews packages for completeness.

(Within One Working Day of Receipt)

Enter all BPT actions into Central Office Calendar action file and print warrant.

Daily

Hand delivers warrant to ID/Warrants Unit.

81040.11.4 BPT Warrant Cancellation Procedures**Parole Agent (Within One Working Day of Locating PAL)**

Forwards CDC Form 1676, Revocation Tracking Form, by FAX to ID/Warrants Unit to cancel warrant.

ID/Warrants Unit Staff

Cancels warrant in the CLETS thereby removing the want from NCIC and WPS, and cancels warrant in OBIS.

81040.11.5 Reissuing Cancelled Warrants Policy

A warrant is no longer active once it has been cancelled in State DOJ CLETS. Once a warrant has been cancelled, it shall be reissued for cause by the BPT in order to be used as the basis for entering a want into the state WPS or NCIC. Some warrants for suspended parolees are inadvertently cancelled due to the following:

- A warrant abstract has been sent to a law enforcement agency on the wrong subject.
- The parolee has been released by a local agency over a CDC hold or detainer.
- Data entry error.

81040.11.6 Reissuing Cancelled Warrants Procedures**Parole Agent**

Submits a copy of the original CDC Form 1524, PAL Report; BPT Form 1135, Miscellaneous Decision Form; and the completed CDC Form 600, Wanted Persons System Notification Form - Addendum A to regional records upon determining that a warrant has been incorrectly cancelled.

Records Staff

Forwards PAL package to BPT central office.

BPT Staff

Reissues warrant, FAXs signed copies of the BPT Form 1135 and CDC Form 600 to ID/Warrants Unit and forwards a copy of the BPT Form 1135 to the parole unit.

Regional Records Staff

Posts BPT action to CDC Form 112, Chronological Inmate History.

ID/Warrants Unit Staff

Reenters want into CLETS and OBIS.

81040.11.7 BPT Warrant System Audit Policy

Warrants for the arrest of suspended parolees shall be maintained on an accurate and current basis. BPT staff, ID/Warrants Unit staff, regional records staff and parole unit staff are jointly responsible for maintaining current, accurate warrants. All staff shall assist in the warrant audit process as appropriate.

81040.11.8 BPT Warrant System Audit Procedures**BPT Warrants Staff (Daily)**

Matches BPT actions against active warrants file to automatically cancel active warrant when parolee is revoked, discharged or continued on parole.

(Weekly)

Prepares and distributes listing of warrants issued during previous week to parole units.

Monitors BPT warrants by computer to automatically cancel old warrants upon receipt of BPT action (BPT Form 1130) to issue a new warrant.

(By 25th of Each Month)

Prepares and distributes computer printout of NCIC Code 2 warrants active for 12 months to parole units.

Cross-matches active BPT warrants file with the revocation tracking system and OBIS files to identify warrant errors.

(Quarterly)

Prepares and distributes listing of active WPS Code 1 warrants to parole units by regional records.

CDC OBIS Staff (Weekly)

Distributes (by electronic mail) report on newly cancelled wants to regions and field units.

Unit Staff (Within Seven Working Days of Receipt of Listing)

Reviews and corrects warrant listing and forwards to regional records for updating of OBIS and BPT warrants files.

81040.12 Violation Report Policy

All reports shall be completed at the earliest possible time, but no later than the specified time limits. Time limits for reporting violations are based on time constraints for a revocation hearing. See Revocation Process Chart. Unless a parolee waives a revocation hearing, it should be held within specified time limits. To ensure the parolee receives a timely hearing, violation reports shall be completed within the specified time limits. A report is not completed until typed, errors corrected, and information is accurately presented in appropriate format. All time limits are in working days from hold or discovery, whichever occurs first. When the date falls on a weekend or holiday, the violation report shall be completed in time to reach the hearing agent by the last working day within the stated time limit.

81040.12.1 Violation Report Procedures

Completes CDC Form 1676, Revocation Tracking, and forwards to Region Revocation Unit.

Parole Agent (Within One Working Day)

Investigates behavior that may be in violation of parole.

Secures supporting documents showing behavior in violation of parole such as law enforcement arrest, investigation and incident reports, and statements from victims and witnesses.

Interviews parolee. (Failure to complete this interview shall not delay completion of report within required time limit.)

Reviews information collected.

Determines what violation of parole has occurred. Use charge codes in DOM 86020.

Prepares CDC Form 1521-A through D, Violation Report.

Submits violation report for typing in sufficient time to allow for typing and review if not handwritten.

Reviews typed report for accuracy, typing and spelling errors and proper format.

(Within Six Working Days)

Signs and submits report to unit supervisor.

Unit Supervisor (Within Seven Working Days)

Reviews report for correct charges, format, and accuracy.

Takes action or recommends action to be taken.

(By Eighth Working Day)

Signs and sends original report to regional records, and forwards appropriate documents to hearing agent and unit file.

Parole Agent (Within Ten Working Days of Continue on Parole Decision)

Provides parolee with copy of violation report.

Regional Records Staff (Within Ten Working Days)

Files "continue-on-parole" reports in C-File; unit supervisor has taken final action.

Places "schedule for revocation screening calendar" case on next revocation screening calendar.

Forwards "continue on parole" reports requiring BPT action (and cases under hold more than 20 days if not eligible for revocation screening calendar) to BPT, Central Office Calendar for action. (Late violation reports assigned to the revocation screening calendar shall not be forwarded to the BPT.)

Hearing Agent (Within 15 Working Days)

Serves parolee with notice of rights and advises regional hearing coordinator of service results.

81040.13 Privacy Of Witness Information Policy

In order to encourage victims and witnesses to participate in the revocation process and to assist in providing for their safety, the addresses and phone numbers of victims and other potential witnesses shall be deleted from the violation report and any other documents which may be attached to the violation report and to which the parolee shall have access. Victim and witness names shall be withheld for confidential witnesses.

81040.13.1 Removal Of Witness Information Procedures

Deletes all references to addresses and phone numbers of victims and witnesses from the parolee's copy of the violation report and any attachments to the report.

Parole Agent & Unit Supervisor

Reviews all attachments to assure that the removal of all addresses and phone numbers have been completed.

81040.14 Violation Report Format

Violation reports shall be submitted on the appropriate form (CDC Form 1521-A through D). These forms shall also be used to submit complex cases for decisions to the unit supervisor.

Violation reports consist of two parts. Part I deals exclusively with the validity of the alleged parole violation charge. Part II provides information for the disposition portion of the hearing.

PART I - completing charge sheet(s):

- Location of parolee on date report is written: 1) either the facility in which he or she is incarcerated, or 2) home address and telephone number.
- Booking number: Include booking number if parolee is in custody in a city or county jail.
- Include date parolee was arrested by law enforcement or P&CSD (P&CSD) staff. Include two dates if arrested, bailed and rearrested.
- Also Known As (AKA): Include any name booked under other than CDC commitment name.
- Hold date: Date the parole hold was placed by CDC staff, agent of record (AOR), officer-of-the-day (AOD), ID Unit, LEIU, etc.
- Our hold only (OHO): Mark appropriate box.
- Discovery date: Date CDC staff (e.g., AOD, AOR) became aware of the parolee's arrest or violation where hold has not been placed or parolee is not in custody.
- Region: Use Roman numerals (I, II, III, IV).
- Unit: Include parole unit office title.
- Discharge Review Date (DRD): Enter DRD (if suspended, enter date with notation "Prior to Suspension").
- Controlling Discharge Date (CDD): Enter CDD (if suspended, enter date with notation "Prior to Suspension").
- Charges: List all serious charges with appropriate BPT codes, e.g.:
 - Condition 4 Burglary (500).
 - Condition 1 Consuming Alcoholic Beverages (011). (Any minor charges discovered after completion of the report should be handled at the unit level by a "noted" action on an Activity Report.)
- Supporting Evidence: Reports shall specifically detail the supporting evidence relating to the acts charged. (You may consolidate supporting

evidence for two or more related charges.) The reports shall completely but briefly set out the facts and actions that show:

- When the event or action took place.
- Who was involved in the event or action.
- What happened.
- How the behavior or act charged caused harm. How the behavior violated the conditions of parole.
- Any pending court actions.
- Parolee's statement. (Provide parolee's explanation.)
- Witnesses: Either list witnesses scheduled to testify or attach a witness list.
- Attachments:
- List any attachments, i.e., police reports (include agency name, and report number and date) written statements, photographs, POC evaluations, anti-narcotic testing (ANT) records, etc., to be relied upon in the hearing process. Remember to "Olsonize" (obliterate witnesses' addresses, etc.).
- Name: Include parolee's complete name and CDC number (I-Number if opened interstate case).

PART II - Completing the CDC Form 1521-B, Summary of Parole Adjustment Sheet:

- Commitment offense(s): Attach legal summary face sheet.
- Prior commitment offense(s): List any prior commitment offenses by offense title code section and dates of commitment.
- Initial parole date: Enter first release on parole for this commitment.
- Last revocation release date (RRD): Enter last revocation release date on current commitment.
- Special conditions: Enter any special conditions of parole, imposed BPT or CDC and date imposed.
- Prior parole violations: Enter all prior parole violations during current parole and unit level and BPT dispositions. Reports shall not include names of BPT members who have taken prior action(s) against parolee (e.g., "this condition was imposed by the BPT on 3/11/87," not "this condition was imposed by BPT panel Jones and James").
- Current residence: Enter last known address, with whom residing, and a brief description of residential pattern since last released.
- Means of support: Indicate how supported while on parole; e.g., employer, supplemental security income, welfare, family, etc. If employed, provide employer's name and work address, dates employed and position held.
- Evaluation: Cover the period from date of parole release to date of current report. Include positive and negative factors on this parole, community programs available if continued on parole or alternative programs in lieu of revocation; e.g., drug programs, psychiatric inpatient or outpatient, etc.

81040.15 Charging Multiple Violations Policy

If there are multiple violations arising out of one incident, charges shall be brought separately. For example, during the course of an armed robbery, a parolee steals a vehicle to flee and resists arrest when apprehended. These charges shall be made separately in relative order of seriousness; e.g., Charge 1 - Robbery with Use of Firearm; Charge 2 - Auto Theft; and Charge 3 - Resisting Arrest.

Illegal behavior included in one charge shall not be cited in another charge. For example, if charge is Robbery with Use of Firearm (210), the firearm shall not be separately charged (because gun is an included offense in primary charge).

If all evidence for all charges is presented in Charge 1, the agent need only refer to the evidence in subsequent charges; e.g., "see charge #1 for supporting information."

If there are multiple counts of the same crime (e.g., a series of burglaries or car thefts) charges shall be listed separately in chronological order beginning with the earliest offense and moving forward in time to most recent offense.

81040.16 Violation Report Recommendations

A Parole Agent may make the following recommendations on the CDC Form 1521, Recommendation, Review and Signature Sheet:

- Reinstatement on parole (if suspended) as of (date arrested or located, if in the State of California).
- Cancel warrant (remove warrant from file).
- Extend parole period (to maximum pending parole revocation).
- Continue on parole (COP). This recommendation may be made when the violation charge is not serious enough to warrant reincarceration or there are substantial mitigating circumstances.
- Remove parole hold as of _____.
- Retain parole hold.
- Maintain in community pending revocation hearing.
- Refer to screening calendar. This recommendation is appropriate when the violation is serious, or parolee is a threat to the person or property of another, or when parolee is within 30 days of statutory maximum discharge and agent believes parolee should be maintained in custody until discharge.
- Schedule for revocation hearing - psychiatric treatment. This recommendation is appropriate when a parolee, who has not violated parole, exhibits a mental disorder which impairs his/her ability to function in the community and treatment is not available in the community or a state hospital.
- Suspend parole effective (date). This recommendation is made when a parolee fails to report, a parolee's whereabouts are unknown, or when a parolee is arrested outside of California and is not under terms of the interstate compact. The effective date shall be the date the Parole Agent determines the parolee is no longer available for supervision.
- Suspend parole and revocation period effective (date). This recommendation is appropriate when a parolee serving revocation time in local custody escapes or is released in error, and fails to report immediately to a Parole Agent. The effective date of this action is the date the parolee is no longer in custody.
- Schedule for good cause hearing (cooperative parolee).

81040.17 Supplemental Violation Report Policy

Supplemental violation reports shall be submitted in the same format as violation reports (a notation at the top of first page shall identify report as a supplemental report). A supplemental violation report may be used to report:

- Additional charges for a previously submitted violation report.
- Additional or new information on a previously submitted charge. This supplemental report shall be submitted before a revocation hearing on the original violation report is completed.
- A recommended modification of a previous BPT order if new information justifies such a recommendation.

81040.18 Witness Information Policy

In order to encourage victims and witnesses to participate in the revocation process and to assist in providing for their safety, the addresses and phone numbers of victims and other potential witnesses shall be deleted from the violation report and any other documents which may be attached to the violation report and to which the parolee shall have access. Victim and witness names shall be withheld for confidential witnesses.

81040.18.1 Witness Information Procedures

Deletes all references to addresses and phone numbers of victims and/or witnesses from the parolee's copy of the violation report and any attachments to the report.

Parole Agent & Unit Supervisor

Reviews all attachments to assure that the removal of all addresses and phone numbers has been completed.

81040.18.2 Parolee Crime Victim Policy

All staff shall be sensitive to the concerns and needs of crime victims, particularly safety concerns or needs of the victims of parolee violations. Parole staff shall attempt to ensure that victims do not suffer additional harm or injury as a result of their participation in the revocation process. Managers and unit supervisors shall ensure that staff are aware of local victims of crime programs and other appropriate community program resources and refer crime victims to these resources as appropriate.

81040.18.3 Parolee Crime Victim Procedures

Interviews victim of parole violation when appropriate to the circumstances of the case.

Parole Agent

Refers victim (or other eligible witnesses) to local victim's program or to other appropriate community program if needed.

Determines if victim is willing to participate in the revocation hearing.

Conducts and records "fearful witness" interview with victim if appropriate.

Interview shall be taped (preferred) or written.

Victim shall voice specific basis of fear (e.g., "parolee will assault me again if he learns that I am giving testimony") for the taped or written record.

Victim shall also be interviewed on tape (or with written record) regarding the alleged parole violation.

One original written or recorded version of victim's recorded statements only shall be completed.

Original written or recorded version of the fearful victim interview shall be presented to the BPT panel prior to the revocation hearing.

Advise hearing agent of victim being a fearful witness and of any victim concerns.

Hearing Agent

Reviews violation charges to identify potential victim issues.

(One Week Prior to Hearing)

Contacts victim to determine if victim shall attend revocation hearing.

Determines if victim requires transportation to the hearing and notifies AOR that transportation is required.

Ensures that victim program posters and brochures are available at revocation hearing location and advises victims and other eligible witnesses of local programs and community resources, if appropriate.

Separates victim from other witnesses at the hearing if indicated by circumstances.

81040.19 Return of Parolee in RTC Status to Facility Policy

Parolees in RTC status may be returned to a CDC facility to serve the revocation term. Severe overcrowding in some county jails shall require the expeditious return of parolees who have been assessed revocation time to designated CDC facilities. CSRs shall review each case to designate the CDC facility to which the parolee shall be returned.

If any significant change in case factors occurs pending the parolee's transfer to a CDC facility, or if a parolee is not transferred to a CDC facility within 30 days of a CSR review, another CSR review shall be conducted. The C-File shall arrive at the designated CDC facility either prior to, or no later than, the parolee being returned to the facility. If significant delays are experienced in the receipt of the files by the designated facility, special procedures such as contracting for courier service shall be implemented.

81040.19.1 Return of Parolee in RTC Status to Facility Procedures

Completes CDC Form 812, Notice of Critical Case Information - Safety of Persons and forwards it with summary of revocation hearing.

Hearing Agent (Day of Hearing)

Forwards BPT Form 1103 or CDC Form 1104, Waiver of Revocation Hearing, to regional case screener and regional records. (Regional case screener when parolee becomes OHO.)

Regional Case Screener (When Parolee Becomes OHO)

Reviews CDC Form 812 and parolee's C-File and completes the CDC Form 839, CDC Classification Score Sheet for CSR review.

Regional Classification Agent

Forwards copies of CDC Form I28-G, Classification Chrono; CDC Form 812; and CDC Form 839 with the parolee being transported to the CDC facility. (The originals of these forms shall be included in the C-File being forwarded to the designated facility.)

One copy of the CDC Form 839 shall be forwarded to Offender Information Services Branch, P.O. Box 942883, 1515 S Street, Sacramento, CA 94283-0001.

Reception Center Records Staff

Contacts regional records staff if parolee is returned to CDC reception center prior to a revocation hearing.

81040.19.2 Revoked Parolee Retained In Custody Procedures**Parole Agent (30 Days Prior to RRD)**

Maintains revoked parolee on active roster pending adjudication of new crimes or serving of a local sentence.

(Each 30 Days)

Contacts appropriate justice agency staff to determine adjudication or custody status.

Contacts parolee to confirm parolee's program upon release.

Fills out CDC Form 102 requesting release funds based on \$1.10 per day up to a maximum of \$200.

Drops hold per PC 3056.

Monitors case status to assure hold is removed and parolee is no longer being held for parole violation.

Unit Supervisor

Maintains case on active jail list.

Monitors case status to assure Parole Agent carries out above actions.

81040.19.3 New Commitment To CDC Procedures**Parole Agent (Within Ten Days of Court Action)**

Destroys field file after removing all activity reports and current face sheet.

Unit Supervisor

Sends all CDC Form 1502s to regional records for inclusion in the C-File.

Regional Records Staff (Immediately)

Forwards C-File to facility housing inmate when informed of parolee's movement.

81040.19.4 Commitment To Another State Or Federal Prison Procedures

Secures following information:

- Name, case number and location of sentencing court.
- Name of facility where parolee is presently incarcerated.

Parole Agent (Within 15 Days of Final Sentence)

- Crime of which parolee was convicted.
- Length of sentence.

Prepares and submits a supplemental violation report to BPT, including above information and recommending discharge, if appropriate.

81040.19.5 Civil Addict Or Commitment To Mental Health Procedures

Considers the following factors:

- Time remaining on parole term.
- Nature of commitment offense.

Parole Agent

- Adjustment to parole.

Prepares and submits a report to BPT if a discharge from CDC commitment is recommended.

81040.20 Reporting RTC Parolee's Escape From Local Custody Policy

If an RTC parolee escapes from local custody, P&CSD and CDC headquarters shall be informed through the chain of command.

81040.20.1 Reporting RTC Parolee's Escape From Local Custody Procedures

Prepares and submits to unit supervisor a CDC Form 1502 giving all known details of the escape.

Parole Agent (Within One Day of Discovery of Escape)**Unit Supervisor (Within One Day of Discovery of Escape)**

Documents on the CDC Form 1502 the activities to be performed by the Parole Agent.

Contacts regional records staff to request emergency action to suspend revocation period effective (date of escape).

Regional Records Staff (Immediately)

Requests emergency BPT action.

Prepares CDC Form 600-A, All Points Bulletin (APB) FAX Worksheet.

Parole Agent (Next Working Day)

Verifies that an APB has been issued by the sheriff's department.

Requests sheriff's department to include the parole region as an agency to be notified when the escapee is apprehended.

Secures a copy of the warrant for the escapee's arrest.

Requests assistance of law enforcement. Then goes to the residence of record, other collateral residences and places where parolee could be located, and, if located, places parolee in custody.

Prepares BPT Form 1135-A, In-Custody Misconduct Report. Reports to the BPT with circumstances of escape and with the recommendation "suspend revocation time effective (date of escape)."

81040.20.2 Reporting RTC Parolee's Release Over Parole Hold Procedures

Parole Agent (Within One Day of Discovery of Release)

Prepares and submits to unit supervisor a CDC Form 1502 giving all known details of the escape.

Unit Supervisor (Within One Day of Discovery of Release)

Documents on the activity report the actions to be taken by the Parole Agent.

Contacts regional records staff to request emergency action to suspend revocation and parole periods effective (date of escape).

Regional Records Staff (Immediately)

Requests emergency BPT action.

Prepares CDC Form 600-A.

Parole Agent (Within Four Days After Release)

Requests assistance of law enforcement. Goes to residence of record and other collateral residences and places where the parolee could be located. Places parolee in custody if located.

Prepares BPT Form 1135-A with circumstances of the release over P&CSD hold with one of the following recommendations:

- "Suspend revocation time effective (date of release)" if parolee is not located and placed in custody.
- "Continue in revocation status" if parolee is located and returned to custody.

Submits In-Custody Misconduct Report to unit supervisor.

Unit Supervisor (Within 12 Days After Release)

Reviews report and takes appropriate action.

Sends report to regional records.

81040.20.3 RTC Parolee Apprehension Procedures

Parole Agent (Immediately Following Notification of Apprehension)

Places a hold per PC 3056.

Telephones regional records to cancel want.

Gives report to unit supervisor.

Regional Records Staff

Prepares an In-Custody Misconduct Report which states the circumstances of the parolee's apprehension and any crimes committed while the parolee was an escapee. The recommendation is "reinstate revocation time effective (date available)."

Sends notice to ID/Warrants Unit to cancel want.

Unit Supervisor

Reviews In-Custody Misconduct Report and takes action "reinstate on parole and revocation period effective (date available)."

81040.21 Psychiatric Treatment For Mentally Ill Parolees Policy

Parolees in need of psychiatric treatment who commit serious violations shall be referred to the BPT for a standard revocation action. These parolees shall not be referred to a screening calendar but shall be scheduled for a revocation hearing with an attorney. A POC evaluation is not required for the revocation hearing. The hearing agent shall be advised of the parolee's need for attorney assistance and the CSR shall be advised of the need for evaluation for category program assignment on the CDC Form 1521-D (10/88), Recommendation, Review and Signature Sheet.

Parolees in need of psychiatric treatment who are not involved in serious violations shall be provided such treatment in the community or in a State DMH facility under voluntary placement or civil commitment, if at all feasible. If neither of these two alternatives is available, a parolee may be scheduled for a revocation hearing - psychiatric treatment providing that:

- No other violations of parole are charged;
- A POC or other CDC psychiatric staff has completed a psychiatric evaluation; and,
- The psychiatric evaluation indicates that the parolee suffers from a mental disorder which seriously impairs the parolee's ability to maintain himself or herself in the community, or which makes the

parolee a danger to himself or herself or others, and necessary treatment cannot be obtained in the community.

81040.21.1 Return for Psychiatric Treatment Procedures

Determine if parolee is a danger to self or others or unable to function in the community.

Decide to:

Parole Agent, Unit Supervisor and POC Staff

- Place the parolee in a mental health facility in accordance with applicable law.
- Allow the parolee to remain at liberty. (Parolee shall be allowed to remain at liberty only if there is sufficient support for the parolee to stay safely in the community.)

Parole Agent

Refers case for POC evaluation.

POC Staff

Conducts evaluation and submits completed evaluation for parole revocation for psychiatric treatment, CDC Form 873 (10/88), with recommendation to Parole Agent.

Parole Agent

Prepares and submits the parole revocation proceedings report - psychiatric treatment, consisting of CDC Form 872, CDC Form 872 A, CDC Form 873, CDC Form 1521-B, and CDC Form 1521-D recommending schedule for revocation hearing - psychiatric treatment.

BPT Staff

Conducts revocation hearing to determine if revocation for psychiatric treatment is proper.

81040.22 Emergency Psychiatric Transfer Policy

A parolee who cannot be retained locally pending a revocation hearing-psychiatric treatment, due to acute psychosis, may be transferred to prison upon authorization from the BPT Central Office Calendar for an emergency return. Transfer of the parolee to prison in no way changes the requirement for timely completion of the violation report and completion of the revocation hearing.

If it is determined that based upon psychiatric reasons (acute psychosis), a parolee cannot be retained locally or local custody is unavailable pending revocation hearing, authorization for emergency return to a CDC treatment facility for treatment may be requested from the BPT Central Office Calendar. Written psychiatric evaluation is required for Central Office Calendar action.

If immediate emergency return to a CDC facility for treatment is required and BPT staff are not available to authorize emergency return then:

- A male parolee may be transported to a facility after the chief psychiatrist or medical AOD approves the emergency placement.
- A female parolee may be transported to a women's facility after the medical AOD approves the emergency placement.

81040.22.1 Emergency Psychiatric Placement Procedures

Parole Agent

Briefs unit supervisor by case review, recommending a course of action.

(Immediately)

Obtains psychiatric evaluation if emergency psychiatric placement is indicated.

POC Staff (Immediately)

Conducts psychiatric evaluation.

Parole Agent

Requests facility staff for authorization for parolee's emergency return if BPT staff is not available and immediate return is required.

POC therapist shall contact facility staff to determine if psychiatric unit housing is available.

Arranges for parolee's transportation if emergency return is approved by facility staff.

Ensures that following materials are forwarded with parolee when transported to CDC facility:

- Copy of cumulative case summary.
- Identifying photograph.
- Written description of behavior which led to placement and listing of prescribed medications.
- Statement including date of emergency return approval and person who approved placement.
- Reference to any enemy or gang information.

Unit Supervisor (No Later Than Next Working Day)

Requests emergency BPT action by regional records, if not previously requested.

Regional Records Staff

FAXs completed BPT Form 1135, Miscellaneous Action Sheet, to appropriate facility case records manager.

BPT Form 1135 shall include statement that emergency psychiatric placement has been cleared with appropriate hospital staff (usually the chief psychiatrist) and hospital bed available for the parolee.

Advises unit staff to forward a copy of violation report (CDC Form 872, CDC Form 872-A, CDC Form 873, CDC Form 1521-B, and CDC Form 1521-D), and a copy of memorandum indicating emergency return circumstances to the facility case records manager.

Parole Agent (Within Six Working Days)

Forwards full violation report and copy of memorandum that accompanied parolee to facility case records manager.

Both violation report and memorandum shall prominently indicate: "Psychiatric Treatment Case: Revocation Hearing Required."

Reviews case and updates parole plan to specify activities required to monitor parolee's progress and prepare for parolee's eventual release.

(After Revocation Hearing)

Arranges for parolee's transportation to CMF or other facility.

Contacts C&PR at receiving facility for acceptance of revoked parolee for psychiatric treatment.

81040.22.2 Psychiatric Treatment Release Procedures**Assigned Facility Psychiatrist (Prior to Expiration of BPT Return Order)**

Forwards report indicating termination of psychiatric treatment to C&PR if parolee no longer meets psychiatric criteria or is not being actively treated in a psychiatric program or DMH hospital.

C&PR or Designee

Notifies unit supervisor or Parole Agent of pending release and jointly determine specific release date.

Prepares and submits BPT Form 1135, Miscellaneous Decision Report, by FAX to BPT, Central Office Calendar, recommending that revocation release date be modified and parolee be re-released.

Recommended release date shall be set based on placement availability.

BPT Central Office Panel (Within Four Days or Receipt of Report)

Takes an action to release parolee if appropriate.

BPT Staff

FAXs BPT action to C&PR.

C&PR or Designee (Within One Day of BPT Action)

FAXs BPT action and release date to parole unit.

Parole Agent

Updates parole plan.

(Three Days Prior to Release Date)

Develops and notifies facility of release program.

81040.23 State Hospital Transfer Policy

Parolees revoked and returned for psychiatric treatment may be processed for transfer to a state hospital under provision of PC 2684. Such processing, if appropriate, is initiated by staff at CMF or CIW. The revoked parolee may remain hospitalized under this provision only for duration of the revocation period. When the revocation period ends, the revoked parolee shall be released to the community or processed under PC 2974 (which incorporates W&I 5150 and 5152).

81040.23.1 State Hospital Transfer Procedures**Unit Staff (Unit of Assignment)**

Transfers case file of parolee in state hospital to parole office in the state hospital area.

Parole Agent (Receiving Unit)

Conducts case monitoring, supervision and liaison with hospital staff.

Returns case file to original unit upon parolee's release from state hospital.

Parole Agent (Unit of Assignment)

Develops release program for parolee.

81040.24 Direct Commitment to State Hospital Policy

If a parolee appears to be psychotic (as indicated by evidence of hallucinations, delusions, inappropriate emotional state, bizarre behavior, inability to test reality, suicidal ideation, etc.) and possibly in need of hospitalization in a DMH facility, the POC chief psychiatrist or clinic administrator shall be contacted to determine if direct commitment to a state hospital is appropriate. If state hospital commitment is deemed appropriate, clinic staff shall make arrangements for the parolee's commitment to a state hospital (Camarillo State Hospital for cases serviced by Southern POC; Napa State Hospital for cases serviced by Northern POC). Ventura Parole Unit (Camarillo State Hospital) and the Santa Rosa Parole Unit (Napa State Hospital) are responsible for monitoring the status of cases while parolees are state hospital patients.

81040.24.1 Direct Commitment To State Hospital Procedures**Parole Agent**

Contacts chief psychiatrist to determine whether parolee shall be admitted directly to a state hospital.

POC Staff

Evaluates case to determine if commitment to state hospital is appropriate.

Contacts state hospital staff to arrange commitment and advises Parole Agent of arrangements.

Parole Agent

Arranges parolee's transportation to state hospital.

Copy of PC 5150 commitment document and POC report shall accompany any parolee to state hospital.

(Immediately Upon Parolee's Movement to State Hospital)

Forwards field file to either Ventura or Santa Rosa Parole Unit, as appropriate.

Parole Agent (Santa Rosa or Ventura Unit)

Monitors case status and notifies sending unit of parolee's discharge date.

Parole Agent

Arranges transportation from state hospital upon parolee's discharge from hospital.

81040.25 Reinstatement of Suspended Parolees Arrested in California Policy

Unit supervisors shall take one of three actions in reinstating a suspended parolee who is arrested in California:

- Order "Reinstate and Continue On Parole - No Time Lost."
 - The result of this action shall be return of the parolee to active status with no break in the parole period and no change in the discharge review date.
- Order "Reinstate On Parole" and "Continue On Parole - Time Lost."
 - This action shall be referred to the regional screening calendar for BPT review. The recommendation to the BPT is to continue the case on parole with the parole period extended.
 - This action shall require the submission of the following documents to the regional screening calendar:
 - Copy of the CDC Form 1502, Activity Report, containing the single charge of absconding only.
 - Completed BPT Form 1130, Central Office Calendar Decision.
 - BPT Form 1102-A, Absconders: Waiver of Personal Appearance at Revocation Hearing Parolee-at-Large: Time lost, signed by the parolee.
 - The screening calendar shall take the action to continue on parole, add at-large time or order the case scheduled for revocation proceedings. (The Parole Agent shall submit a violation report by normal revocation procedures if the case is ordered for revocation proceedings.)
- Order "Reinstate On Parole" and "Schedule For Revocation Proceeding." This action is a referral to the BPT for revocation.

81040.25.1 Reinstatement of Suspended Parolees Arrested in California Procedures**Parole Agent and Unit Supervisor (Within First Working Day of Hold or Discovery)**

Conduct case review.

Parole Agent (Within Six Working Days of Hold or Discovery)

Completes CDC Form 1502 and BPT Form 1130, Central Office Calendar Decision Form if recommendation is to "Reinstate and Continue On Parole - No Time Lost."

Completes CDC Form 1502, Activity Report, BPT Form 1130, Central Office Calendar Decision; BPT Form 1104, Summary of Revocation Decision: Hearing Waived/Screening Offer and BPT Form 1102-A, Absconders: Waiver of Personal

Appearance at Revocation Hearing Parolee-at-Large: Time Lost signed by the parolee, if recommendation is to "Reinstate On Parole" and "Continue On Parole - Time Lost."

Completes CDC Forms 1521-A through D if recommendation is to refer to BPT for revocation action.

Forwards completed report to unit supervisor for review and signature.

81040.26 Revisions

The Deputy Director, P&CSD, or designee shall be responsible for ensuring that the contents of this section are kept current and accurate.

81040.27 References

PC §§ 2684, 2962(d), 2964, 2968, and 3000(d).

W&I §§ 5150 and 5152.

CCR (15) (2) §§ 2513, 2604, 2616, 2619, 2620, 2635.1, 2636, 2637, 2640, 2642, 2646, 2647, and 2685.

ARTICLE 5 — SPECIAL REPORTS

Revised March 8, 1990

81050.1 Special Report Policy

Special Reports are prepared when behavior occurs affecting staff safety or when a situation involving staff or offenders may produce unusual community reaction. The purpose of the reports is to provide the P&CSD with information to facilitate effective responses to these situations.

There are four types of incidents requiring Special Reports:

- Special incidents.
- Threats against public officials.
- Shots fired by agent.
- Altercations.

81050.2 Special Incident Reporting Criteria

The Deputy Director, P&CSD, will be notified the same day of any behavior by an offender which receives major media attention or which is likely to stimulate significant interest because the behavior is notorious, bizarre or meritorious. The Deputy Director requires timely, factual information regarding such incidents in order to provide accurate responses to administrative, media and legislative inquiries.

81050.2.1 Special Incident Reporting Procedures

Parole Agent (Same Day)

Obtains all available information regarding incident.

Notifies unit supervisor or Administrative Officer-of-the-Day (AOD).

Unit Supervisor or AOD (Same Day)

Notifies deputy Regional Administrator of incident.

Deputy Regional Administrator (Same Day)

Determines if immediate telephone reporting of incident to P&CSD, Headquarters is necessary.

Unit Supervisor (Same Day)

Completes CDC Form 1662, Parolee Incident Report, and FAXs to deputy Regional Administrator.

Deputy Regional Administrator (Same Day)

Notifies Regional Administrator and P&CSD Headquarters.

FAXs Special Incident Report to Assistant Deputy Director, P&CSD Headquarters, if incident report is required.

Assistant Deputy Director (When Incident Report is Received)

Assesses incident information and determines if additional information is required.

Summarizes and forwards very serious incident reports to Director.

Parole Agent (As Soon as Possible)

Obtains additional information requested and forwards to P&CSD, Headquarters.

81050.3 Altercation Reports Policy

A report shall be prepared and submitted if a parole staff person is involved in an altercation.

81050.3.1 Altercation Reports Format

Synopsis (One sentence description of incident).

Parties Involved (List all persons involved in incident, noting their status as staff or parolees, inmates or other persons).

Injuries to Person or Property (A description of injuries to any person, medical aid given and prognosis). When reporting injuries, differentiate whether female or male by placing (F) or (M) in front of name of injured person. Damage to property of a staff person, parolee, inmate or any other person will be listed with a damage estimate in dollar value (A claim may be submitted for damages to personal property per SAM).

81050.3.2 Altercation Reporting Procedures

Parole Staff Person (Immediately)

Notifies Unit Supervisor.

Prepares and submits altercation report and submits to Unit Supervisor.

Unit Supervisor

Prepares written critique and evaluation of incident on a separate sheet, attaches it to the report and forwards report to PA and RPA.

- Notes concurrence on report, if in agreement.

PA and RPA (Within 20 Days of Incident)

Prepare separate written critiques and evaluations of incident; attach to report and forward to Deputy Director, P&CSD.

81050.4 Shots Fired- Policy

Whenever a peace officer's firearm is discharged in the course of employment (except as permitted for training purposes), whether on-duty or off-duty, the employee shall prepare a Shots Fired Report (Confidential). The immediate supervisor shall also prepare an analysis of shooting incident and attach the analysis to Parole Agent's report.

81050.4.1 Shots Fired Report Format (Confidential)

Synopsis. Brief description of what happened when the firearm was discharged, number of times fired and the consequences of being fired; e.g., injuries sustained.

Parties Involved. List all incident participants and witnesses, including full names, home addresses, telephone numbers and places of employment, noting status as employees, parolees, inmates or other persons. Include statements from all witnesses and participants. Physical positions of all persons at time of incident will be noted on a schematic and appended to report.

Death, Injury or Property Damage. Describe injuries and wounds sustained by any person, including names, addresses and telephone numbers of injured persons. List estimated dollar value of any property damage, and names and addresses of owners. A supplemental report shall be submitted if an injured person dies after original report is submitted.

Weapons Used.

- Describe employee firearms, including CDC and serial numbers, type of ammunition, number of rounds fired, type of holster and disposition of employee weapon. Indicate date employee last qualified on a approved range.
- Describe weapon used by other person, and type of ammunition, number of rounds fired, and statement as to whether weapon was stolen or how other person came into possession of weapon. If the above information is not available when the report is submitted, make a statement to that effect and submit the information when available in a supplemental report.

Assisting Departments

Other departments assisting or responding. List names and telephone numbers of other departments of law enforcement and other participating agencies; paramedics, ambulances, hospitals, doctors, etc. Append copies of reports of incident prepared by all other departments or agencies to the report. If other agency reports are not available when Shots Fired Report is submitted, the reports shall be submitted with a supplemental report when available.

Details of Incident. Include a detailed, chronological account of incident with a narrative description of scene and physical positions of all persons involved and present at shooting. Include presence and positions of all witnesses.

P&CSD Notification. Indicate date and time that the supervisor or Administrative AOD was notified of event, including name of person notified.

Analysis. The immediate supervisor shall indicate cause of incident and degree of each person's involvement. The analysis will be an addendum to main Shots Fired Report so it can be easily removed to facilitate wider distribution of remainder of the report. If subsequent information causes analysis to be modified or changed, revised analysis will be submitted in a supplemental report that includes basis for the revision. Although other sections of Shots Fired Report may subsequently receive wide distribution for training and informational purposes, analysis section distribution will be restricted to the Unit Supervisor, PA, Regional Administrator, Assistant Deputy Director and Deputy Director, P&CSD. Copies of reports intended for a wider audience will have analysis section removed prior to duplication and distribution.

81050.4.2 Shots Fired Reporting Procedures**Parole Staff Person (As Soon as Safety Permits)**

Obtains any needed medical aid and requests law enforcement agency assistance if injury, death or property damage occurred.

Reports any discharge of a firearm to local law enforcement agency.

Telephones immediate supervisor or AOD to report incident.

Unit Supervisor (Immediately)

Notifies PA.

Proceeds to scene of incident and conducts complete investigation of incident in cooperation with local law enforcement staff.

- Investigation will include an examination of firearm of any involved P&CSD staff person.

Reports incident through channels to Regional Administrator and Deputy Director, P&CSD. If weapon is discharged outside normal working hours the AOD shall be contacted and Deputy Director or Assistant Deputy Director also contacted by Headquarters ID/Warrants Section at (916) 445-6713.

All P&CSD Staff at Scene (No Later than 24 Hours after Incident)

Individually prepare separate written statements that chronologically document all facts of incident.

Submit reports to immediate supervisor.

Staff Person Who Fired Weapon

Prepares and submits Shots Fired Report.

Supervisor of Employee (Within Four Days of Incident)

Prepares an analysis of the incident and attaches it to the Shots Fired Report and submits to the Director on P&CSD memorandum.

Supervisor of Employee (Within Five Days of Incident)

All staff reports of incident shall be appended to the supervisor's Shots Fired Report.

Regional Administrator (Within Three Days of Receipt of Report)

Reviews Shots Fired Report.

Provides direction to involved staff members regarding appropriate corrective actions.

Forwards report to Deputy Director, P&CSD.

Forwards new information to Deputy Director, P&CSD if subsequent information causes a change in original views, recommendations or actions.

Deputy Director P&CSD

Reviews Shots Fired Report.

Forwards report to the Director.

81050.5 Threats Against Public Officials or Their Families Policy

Any written or oral threat by an inmate or parolee against the President or Vice-President of the United States, the Governor of California, other state, county or city officials, or other elected state officials, appointees of the Governor, BPT Commissioners, or judges shall be immediately reported. A written report, prepared by the Parole Agent and approved by the Unit Supervisor, shall be made on same day that threat was made or discovered.

81050.5.1 Threats Against Public Officials Notification Procedures**P&CSD Staff Person (Immediately)**

Reports threat to Unit Supervisor and PA.

Unit Supervisor (Immediately)

Directs Parole Agent to place inmate or parolee in custody.

Notifies the Regional Administrator.

Regional Administrator (Immediately)

Notifies the Assistant Deputy Director, P&CSD by telephone.

Assistant Deputy Director (Immediately)

Notifies the following by telephone:

- The Director of Corrections.
- The Deputy Director, P&CSD.
- Executive Officer, BPT, if a BPT Commissioner is threatened.
- FBI, local office.

- U.S. Secret Service (local office).
- Assistant Director, Organized Crime and Criminal Intelligence, Department of Justice, 4949 Broadway, Sacramento, CA 95813. Attention: Homicide Threats. Telephone: (916) 739-5744. ATSS: 497-5744; [24-hour Command Center: (916) 739-2771, ATSS: 497-2771].
- Assistant Director, LEIU.
- CHP required per PC 76. Notification to the CHP can be made by any of the following offices:
 - CHP-Division Headquarters: (916) 445-1150.
 - CHP-Executive Protection Bureau-North: (916) 445-9636.
 - CHP-Executive Protection Bureau-South: (213) 620-3216.

Parole Agent (Immediately)

Places inmate or parolee in custody.

(Same Day Threat is Discovered)

Prepares Threats Against Public Official Report and forwards copies as directed by Unit Supervisor.

81050.6 Threats Against P&CSD or BPT Staff Policy

Any threat against a P&CSD staff person shall be immediately reported to a supervisor. The supervisor shall evaluate the seriousness of the threat and, if the threat is deemed a danger to employee's safety, shall initiate prompt measures to minimize or eliminate the danger. These measures may include, but are not limited to, placing the person who made the threat in custody, recommending 24-hour arming of the threatened staff, reassigning the employee to regional office or other work location; or requesting 24-hour protection from local law enforcement or the LEIU.

If reentry inmate covered under this section escapes, discharges or is released on parole, or parolee covered under this section absconds or discharges from parole, the Parole Agent shall immediately notify the employee against whom the threat was made, the unit supervisor and PA. The PA will notify the Regional Administrator, Deputy Director, P&CSD, and the Assistant Director, Law Enforcement Liaison.

81050.6.1 Threats Against P&CSD or BPT Staff and Public Official Report Format

Synopsis of threat.

Parties Involved.

- Name, classification and work assignment of staff member threatened.

If threat was from parolee, name and location of the person making threat including CDC number, term status and risk score at the time of the incident.

Legal information:

- Date received by CDC.
- County of commitment.
- Commitment offense(s).
- Date paroled or received in reentry facility and from which institution.
- Parole date of inmate.
- Discharge date.
- Special condition(s).

Criminal Background

Criminal Background. Short summary of criminal background that relates to violence potential (This part should not be a general summary of the offender's prior record.).

Inmate or Parole Adjustment. Short summary of the inmate or parolee's behavior while on parole or in reentry that may relate to the threat (A detailed review of the inmate's or parolee's adjustment is not required).

Supervision category.

Circumstances

Circumstances of threat:

- Date, time and location of threat;
- Details and circumstances relating to the threat; report shall also include information in narrative section regarding what may have led to parolee or inmate's involvement in incident and whether special conditions were being met by parolee or inmate.
- Source of information regarding the threat (if in written form) or a verbatim statement of the threat (if made verbally) will be included in the report.

81050.6.2 Threats Against P&CSD or BPT Staff Procedures**P&CSD Staff (Immediately)**

Reports threat to unit supervisor.

Unit Supervisor (Immediately)

Attempts to identify source and context of threat.

Determines if recipient of threat views threat as serious and recipient's recommended response.

Reviews background of person making the threat for history of violence, assaultive behavior or emotional instability if source of threat is known.

(Same Day)

Notifies local law enforcement of threat if threat is determined to constitute a danger.

Notifies Deputy Director, P&CSD, of threat by channels, providing following information:

- Name, classification and work assignment of staff member threatened.
- Name and location of person making the threat.
- Date, time and location of threat.
- Actions taken by supervisor.

PA (Same Day)

Telephones information to Deputy Director.

Deputy Director

Determines if additional information is required.

Notifies Executive Officer if a BPT employee is threatened.

Unit Supervisor (Within Ten Days of Request)

Prepares and submits Threats Against Staff Report by channels, to Deputy Director.

81050.6.3 Analysis of Threat by Administrator

On a separate (detachable) page, the PA will summarize: an analysis of the situation, the result of management's investigation of threat circumstances, including the involved staff's view of the situation; and what immediate steps, if any have been taken to reduce any risk to the involved staff person(s). The PA will also indicate any additional short range steps that will be taken to reduce staff risk and, if the threat is judged to constitute a potential long-term safety issue, the long range steps that will or should be taken (e.g., permanent transfer of the staff person to another geographical area or CDC unit; imposition of a special condition that the parolee participate in POC, etc.).

The Regional Administrator will conduct an independent analysis of the situation, noting both short and long range actions taken and assessing the adequacy of the actions and other recommended actions, to be forwarded to the Deputy Director, P&CSD.

81050.7 Revision

The Deputy Director, P&CSD or designee, shall ensure that this section is current and accurate.

81050.8 References

PC § 76

ARTICLE 6 — INTERSTATE PROCEDURES

Revised March 8, 1990

81060.1 Interstate Policy

California is a member of the Interstate Compact. This compact is the legal authority that permits a parolee convicted of a crime in one state (sending state) to be supervised on parole in another state (receiving state). Acceptance of compact cases is predicated on the availability of resources within the receiving state, including family, employment or other assurance of financial independence. Cooperative parolees shall receive the same supervision and service as California parolees.

CDC does not have the authority to place cooperative parolees in a California prison.

81060.2 Interstate Definitions**California Adult Compact Administrator**

The Regional Administrator, Region I.

California Parolee

A person convicted and sentenced to prison in California and under parole supervision in California.

California Interstate Parolee

A person convicted and sentenced to prison in California but under parole supervision in another state according to the provisions of the Interstate Compact.

Concurrent Parolee

A person convicted and sentenced to prison both in California and another state and under parole supervision on both commitments in either California or the other state.

Cooperative Parolee

A person convicted and sentenced to prison in a state other than California but under parole supervision in California according to the provisions of the Interstate Compact.

Interstate Compact

The agreement by which all 50 states, the District of Columbia, the Virgin Islands and Puerto Rico function cooperatively in the supervision of probationers and parolees. California's participation is authorized by the Penal Code.

Interstate Unit (ISU)

The Unit at Region I Headquarters that coordinates functions of the Interstate Compact.

Resident

A parolee who was an actual inhabitant of the receiving state continuously for a year or more before going to the sending state, and who was not a resident of the sending state for six continuous months immediately preceding the current commitment offense.

Sending State

The state where the parolee was convicted and which sends the parolee to another jurisdiction.

Receiving State

The state which supervises a parolee for another state.

81060.3 Interstate Areas of Responsibility

The Compact Administrator is responsible for implementing the following functions through the ISU under provisions of the Interstate Compact:

- Administrative control of California interstate parolees under the supervision of other states or in custody (state or federal) outside California [excluding Parolee-at-Large (PAL) cases].
- Informal assistance to California Parole Agents supervising the parolees of other states.
- Referral of requests for supervision of other states' parolees in California.
- Referral of other states' requests for information on one of their cases to the appropriate field unit.
- Assistance to California Parole Agents in processing reports on California parolees confined in other states.
- Processing of extradition requests.
- Transfer of California inmates to other state or federal institutions.
- Administrative control of California inmates serving sentences in other state or federal institutions.

81060.4 Distribution of Interstate Forms

All forms referred to in this chapter will be distributed according to the Distribution Chart.

81060.5 Cooperative Parolee Transfer Acceptance Policy

It is not intended that California accept all cases referred. Acceptance is based on the parolee's ability to function without becoming a burden on the local jurisdiction. Legal residents of California, or parolees with family residing in California who can locate employment may be accepted for cooperative supervision.

Parolees who are not residents and do not have family residing in California must have a compelling circumstance to be accepted for cooperative supervision.

81060.5.1 Cooperative Parolee Transfer Procedures**ISU Staff (Within Three Days of Receipt)**

Refers investigation request from other state to appropriate parole region.

Regional Screening Staff (Within Three Days of Receipt)

Refers investigation request to appropriate unit office.

Parole Agent

Reviews investigation request to determine whether it meets acceptance criteria.

Determines whether parolee is resident of California.

Investigates proposed residence and determines:

- If parolee is expected and residence is confirmed.

- If there is anything in parolee's background which precludes placement (e.g., a child molester in a residence with several children).

Investigates proposed employment program and determines:

- Any possibility of criminal activity on proposed job.
- If prospective employer is aware of parolee's criminal background.

Determines if special circumstances exist that allow acceptance of a case that does not meet criteria.

(Within 30 Days of Receipt of Case)

Completes CDC Form 1529, Reply to Investigation Request. States reporting instructions if case is accepted; states the reason for rejection if case is rejected.

Provides Investigation Request material and completed CDC Form 1529 to the unit supervisor for review and signature.

Unit Supervisor

Reviews CDC Form 1529 and investigation material and takes following actions:

- Reviews case with Parole Agent to resolve any differences of opinion.
- Signs and distributes CDC Form 1529 if case accepted.
- Signs and returns Form A to ISU if case is rejected (original plus two copies).

ISU Supervisor

Reviews CDC Form 1529 and investigation package and:

- Orders "rejected" case accepted if case meets criteria for transfer per Interstate Compact and returns accepted case materials to original unit for supervision.
- Forwards Form A (rejection) plus copies to sending state.

Parole Agent

May cancel acceptance of cooperative case if the parolee does not report within the time frame, by completing CDC Form 1534, Progress and Conduct Report. Forwards the report to the sending state with the reason for canceling acceptance.

81060.6 Cooperative Parolee Case Supervision Policy

Parolees in California under cooperative or concurrent supervision shall receive the same supervision and services accorded a California parolee.

81060.6.1 Cooperative Parolee Case Supervision Procedures

Parole Agent (When a Cooperative or Concurrent Case Reports)

Completes CDC Form 1650, Record of Initial or Transfer Interview Form.

Completes CDC Form 1515, Notice and Conditions of Parole, including any special conditions to be imposed by sending state or unit supervisor.

Requires parolee to sign CDC Form 1515.

Completes CDC Form 1538, Opening Notice Form, specifying effective date as date cooperative or concurrent parolee reports to parole unit, or date case is accepted if parolee is already in California.

Sends CDC Form 1538 directly to the Interstate Unit.

Completes and forwards CDC Form 1534 to sending state.

Interstate Unit Staff

Secures an "I" number upon receipt of CDC Form 1538.

Returns CDC Form 1538 with assigned "I" number to unit opening the case and forwards two copies of fingerprint card for completion.

Enters cooperative case openings, closing, and transfers into OBIS.

Completes CDC Form 1538 specifying effective date as that date which the cooperative or concurrent parolee reports to parole unit or that date on which the case is accepted if parolee is already in California.

Parole Agent

Fingerprints parolee and returns one completed fingerprint card to Interstate Unit (ISU).

ISU Staff

Reviews fingerprint card to make certain all needed information is included.

Mails card to California DOJ.

Parole Agent (Each Six Months)

Supervises case in accordance with P&CSD Case Supervision and Violation Procedures.

Forwards Progress Report to sending state.

Closes case by completing CDC Form 1538A, Closing Notice whenever any of the following occurs:

- Parolee discharged by sending state.
- Parolee placed on summary parole by other state.
- Death of parolee.
- Transfer of parolee to another state.
- Parolee is at-large.
- Parolee committed to CDC.
- Parolee extradited to another state.

Advises sending state on CDC Form 1534 of cases being closed and that case material will be maintained for 120 days, then destroyed (except for cases where parolee has absconded).

81060.7 Cooperative Parolee Conditions of Parole

Cooperative parolees are subject to parole conditions of both California and sending state. When parolee signs the "Application for Compact Services" and case is accepted, it is understood under the Interstate Compact that parolee must obey parole rules of receiving state as well as rules of sending state. Cooperative parolees who violate the conditions of parole of either state, or who are a danger to others, themselves, or to property of others, shall be placed in custody under California parole hold (PC 3056/11177.1).

81060.8 Cooperative Parolee Transfer Between Units Policy

Procedures for transferring cooperative parolee cases between units are not subject to county of commitment policies. Transfer will only be made on the basis of an approved residential, employment or education program.

81060.8.1 Cooperative Parolee Transfer Between Units

Parole Agent

Prepares transfer summary on CDC Form 1534.

Prepares a CDC Form 1506, Notice of Transfer Correction Residence Change, (only if case has been opened and has an "I" number). Mails CDC Form 1506 to ISU.

81060.8.2 Cooperative Parolee Transfer and Travel to Third State Procedures

Parole Agent

Contacts ISU and obtains reporting instructions when a Cooperative parolee requests a transfer to another state.

Issues CDC Form 1535, Travel Permit to parolee if the sending state approves transfer.

Informs sending state of transfer on a CDC Form 1534.

Closes case on a CDC Form 1538A if case is transferred.

Issues CDC Form 1535 when Cooperative case requests travel to a third state, if approved. Reporting instructions are not required.

81060.8.3 Cooperative Parolee Move to Third State Without Permission Procedures

Parole Agent

Informs sending state of parolee's location and requests instructions by submission of CDC Form 1534.

Advises that California will close interest.

Completes CDC Form 1538A sending if no instructions received from sending state.

Retains file for 120 days and then destroys it.

81060.8.4 Cooperative Parolee Arrest Prior to Reporting Procedures

Parole Agent

Opens case officially on CDC Form 1538.

Places hold per PC 3056/11177.1.

Follows revocation procedures.

81060.8.5 Cooperative Parolee-At-Large Procedures

Parole Agent (Within 10 Days After Parolee is Missing)

Prepares and submits an Activity Report to unit supervisor.

(No Later Than 30 Days After Parolee is Missing)

Prepares a CDC Form 1534, Closing Case Summary and forwards to sending state with a copy to ISU.

Notes effective date of closing as date of Closing Case Summary (Cases are re-opened and will get a different "I" number for compact purposes if parolee reappears).

Maintains unit file for 12 months.

(At 12 Months After Parolee Absconds)

Prepares and forwards a CDC Form 1534 to sending state advising that file will be destroyed within 30 days unless advised otherwise.

81060.8.6 Apprehension of Cooperative Parolees-At-Large Procedure

Parole Agent

Contacts ISU by telephone and requests parolee's current status before placing parole hold or placing parolee in custody.

ISU Staff

Contacts sending state and requests current status of parolee and action to be taken.

Advise assigned Parole Agent of parolee's status and sending state's requested action.

Parole Agent

Carries out requested action of sending state (Reopens by submitting a new CDC Form 1538 if further action is required).

81060.9 Cooperative Parolee Revocation Hearing Policy

Revocation hearing procedures for a cooperative parolee will, with minor exceptions, be initiated and processed in the same manner as for a California parole violator except that the original of the Violation Report must be sent to the other state. Cooperative parolees shall not be transferred to a CDC prison pending revocation action. Final disposition is deferred to sending state. The procedures for California parolees (as contained in DOM 84000) apply to cooperative parolees regarding advice of rights, attorney determination, scheduling a hearing and rules for witnesses.

81060.10 Cooperative Parolee Identification Hearing Policy

PC 11177.1 requires that a cooperative parolee, prior to being returned to sending state under the Interstate Compact, shall have right to counsel and to a hearing before a magistrate. At the hearing the magistrate shall accept certified copies of parole documents showing that parolee has been ordered returned to sending state, and these documents shall constitute conclusive proof of their contents. The hearing will determine:

- Whether person is, in fact, a parolee who was allowed to reside in this or any other state pursuant to Interstate Compact (signed compact forms).
- Whether parolee's return to sending state has been ordered (warrant ordering return).
- Whether there is probable cause to believe parolee is same person whose return is sought (positive identification).

81060.10.1 Cooperative Parolee Violation and Hearing Procedures

Parole Agent

Books cooperative parolee, files a PC 3056 Parole Hold, and notes on booking slip that parolee is subject to PC 11177.1 if a decision is made to recommend return to sending state.

Completes and submits Violation Report for a revocation hearing. (All reports and forms will include parolee identification number from both states).

Hearing Agent (Following BPT Hearing)

Distributes BPT Form 1103, Summary of Revocation Hearing Decision.

Attaches CDC Form 1534 and original of BPT Form 1103, Hearing Results, to form letter re: Return of Parole Violator and sends directly to sending state's Interstate Compact Office.

Informs sending state that taped recording of revocation hearing is available upon request from the BPT.

Parole Agent

Monitors case and determines when subject is picked up by sending state.

Completes CDC Form 1534 advising other state that subject was picked up by their agents and that California is closing the interest.

Completes CDC Form 1538A and places file materials in inactive file to be disposed of in same manner as a California case file.

81060.11 Cooperative Parolee Unconditional Waiver Policy

When a cooperative parolee under California supervision signs an unconditional waiver of revocation hearing, the hearing agent will proceed as if the person was a California parolee facing a revocation hearing and had signed an unconditional waiver.

81060.11.1 Cooperative Parolee Unconditional Waiver Procedures

Hearing Agent

Forwards unconditional waiver and revocation package to Parole Agent.

Parole Agent

Forwards original BPT Form 1103, Waiver, Violation Report and attachments, and Identity Hearing Form letter to sending state. CDC Form 1534 will be used as a cover letter.

81060.12 California Interstate Parolee Transfer Investigation Policy

A request by a California parolee to move to another state will be evaluated to determine compliance with Interstate Compact requirements before submission of a transfer investigation request. The parolee shall not be allowed to proceed to the receiving state pending investigation unless prior approval is obtained from the ISU. Receiving state shall not be contacted directly by Parole Agent. Any necessary telephone contact with receiving state shall be made by ISU. Parolees with special condition of parole shall not be allowed to transfer to another state unless receiving state indicates ability to enforce special condition or special condition is removed.

81060.12.1 California Interstate Parolee Transfer Investigation Procedures

Parole Agent

Completes CDC Form 1531, Parole and Probation Form 1, Parole Investigation Request Form.

Completes and has parolee sign CDC Form 1533, Parole and Probation Form 3, Agreement to Return Form and Parole and Probation Form 5, Application for Compact Services located on opposite side of CDC Form 1533.

Sends original copy (if available) and attachments to Regional Records (one copy will be retained in field file):

- CDC Form 1521, Parole and Probation Form 1.
- CDC Form 1533, Parole and Probation Form 3.
- CDC Form 1553, Parole and Probation Form 5.
- Signed CDC Form 1515, Notice and Conditions of Parole.
- POC reports if available.
- Contacts ISU to request approval for travel if it is necessary for parolee to proceed to receiving state prior to investigation of program.

Regional Records Staff

Prepares four packages of following Staff documents:

- CDC Form 1531, Parole and Probation Form 1.
- CDC Form 1533, Parole and Probation Form 3.
- CDC Form 1553, Parole and Probation Form 5.
- CDC Form 1515, Parole and Probation Form 1.
- Fingerprint Card.
- Photo.
- Cumulative Case Summary.
- Other information or reports specified by Parole Agent.

Forwards three packages to Interstate Unit.

Files one copy in C-File.

ISU Staff

Forwards completed investigation packages to receiving state.

Forwards Investigation Request response to field unit.

Determines if receiving state can comply with special conditions of parole.

Parole Agent

Advise parolee if request is rejected.

Proceeds as follows if case is accepted:

- Special conditions will be removed or transfer will be denied if receiving state cannot provide compliance with special conditions of parole.
- Notifies parolee of transfer decision and gives specific reporting instructions.
- Completes and distributes CDC Form 1532, Parole and Probation Form 2, Report of Sending State.
- Completes Summary of Activities.

- Completes CDC Form 1506, Notice of Transfer/Correction/Residence Change Form and transfers case to ISU.

Regional Records Staff (When CDC Form 1506 is Received)

Forwards C-File to Region I Records Office.

81060.12.2 California Interstate Parolee Return to California Procedures

ISU Parole Agent

Requests supervising state: to advise Agent parolee returning to county of commitment of reporting instruction; to close interest; and to send case materials to ISU.

Transfers case to county of commitment upon verification of subject's return.

Sends Transfer Investigation Request to appropriate parole unit if parolee is requesting return to county other than county of commitment.

Parole Agent

Investigates Transfer Investigation Request following transfer procedures found in case supervision chapter.

81060.13 California Interstate Parolee-At-Large Policy

A California Interstate parolee (a California parolee supervised in another state) absconds when the parolee becomes unavailable for supervision. A suspension action and warrant are necessary to arrest and detain any California Interstate Parolee who is not in California or the authorized receiving state. California Interstate absconders will be reported to the BPT.

81060.13.1 California Interstate Parolee-At-Large Procedures

ISU Parole Agent

Determines date of suspension (day parolee was discovered to be missing).

Prepares and submits PAL report to BPT.

BPT Staff

Takes appropriate action and issues a warrant.

81060.13.2 Apprehension of California Interstate Parolee-At-Large Procedures

ISU Parole Agent (Immediately)

Contacts regional records staff and requests cancellation of want after verifying parolee's identity.

Prepares and submits Activity Report to ISU supervisor with recommendation to submit BPT report upon request from other state if California parolee is located or arrested in compact state.

- Reinstates on parole effective _____ (date) (reinstatement period starts date of arrest or date parolee reports to a Parole Agent).
- Continue on parole.
- Return to prison for further proceedings.

Prepares report to BPT if California parolee located outside California or compact state.

81060.14 California Interstate Parolee Violation Policy

California interstate parolees arrested in the supervising state are entitled to a prerevocation hearing with further proceedings when returned to California.

81060.14.1 California Interstate Parolee Violation Procedures

ISU Parole Agent

Requests cooperation of other state in providing prerevocation hearing to determine probable cause.

Presents prerevocation documents of other state to the BPT.

BPT

Makes determination and disposition after reviewing records and recommendations of hearing official of other state.

81060.15 California Parolee Arrested Outside California Policy

A parolee is an absconder anytime the parolee leaves California without permission or does not return to California on date specified on a travel permit or is arrested outside California. All arrests and parole violations committed by California parolees outside California shall be reported to the BPT. A California hold cannot be issued to arrest or detain a California parolee who is outside California until the BPT issues a warrant, suspends parole, and orders return to prison. A California parolee who is suspended (PAL) and is in custody outside

California (with no criminal prosecution pending in the other jurisdiction) must be returned to California if the recommendation is to refer to the BPT for revocation proceedings. A parolee is not entitled to a revocation hearing in another jurisdiction. Parolees arrested outside California who have charges pending in the arresting state shall be provided with an opportunity to waive a personal appearance at a revocation hearing.

81060.15.1 California Parolee Arrested Outside California Procedures

Parole Agent (Within One Day Following Arrest)

Secures an emergency BPT action ordering parole suspended, parolee's return to prison for further proceedings and issue warrant as detainer on non-suspended parolees.

Secures an emergency action ordering parolee's return to prison for further proceedings and upgrade warrant to NCIC (Code 2) on suspended parolees in WPS only (Code 1).

Notifies ISU of California parolee's arrest in another state and faxes copy of emergency action ordering return of parolee to ISU for extradition process.

Notifies ISU of California parolee's arrest in another state on those parolees in suspended status with an active NCIC warrant.

(Within 72 Hours of Notification)

Secures all available information regarding arrest and parolee activities from arresting agency and request mailing address for parolee.

Cancel want, after verifying parolee's identity.

(Within Six Working Days of Receipt of Notice of Parolee's Arrest)

Prepares CDC Form 1521 A-D Violation Report.

Forwards to the parolee a copy of CDC Form 1521 A-D, Violation Report and original and two copies of BPT Form 1102, Absconders Arrested Out of State: Waiver of Extradition and Waiver of Revocation Hearing by certified mail.

- A stamped, self-addressed envelope to be returned to appropriate regional hearing coordinator is enclosed.
- Retains certified mail receipt on unit copy of BPT Form 1102.

Sends original Violation Report, any Supplemental Reports and all other relevant documents to regional records for inclusion in parolee's C-File.

Monitors California parolee serving sentence or undergoing criminal prosecution in other states.

Regional Hearing Coordinator (Upon Receipt of Signed BPT 1102)

Enters case into REVTRAC.

Forwards signed original of BPT 1102 to regional records for BPT review.

BPT Hearing Panel

Reviews and takes appropriate action.

Conduct in Absentia Hearing

Parolee is reinstated on parole as of the date of the in absentia hearing.

Regional Records Staff (Within One Working Day of Receipt of BPT 1104)

Prepares and distributes copies of the summary of revocation decision: Hearing waived/screening offer (BPT 1104), including one copy FAXed to Interstate Unit: Attention parole absconder agent.

Parole Agent

Forwards copy of BPT 1104 to parolee with reporting instructions.

Interstate Unit Staff

Removes detainer on parolee revocation release date.

ISU Parole Agent

Arranges extradition proceedings for California parolee ordered returned by the BPT.

Makes appropriate transportation arrangements upon being advised of a parolee's availability for return from outside of California.

Notifies Parole Agent when parolee has been scheduled for return from outside California to a CDC institution.

Submits BPT Form 1135, Miscellaneous Decision Form to BPT on those parolees who have waived their revocation hearing and subsequently refuse to waive extradition in court.

- Recommendation will be to rescind BPT action revoking parole, and return to prison for further proceedings.
- Forwards original BPT 1135 to Regional Records and copy of BPT 1135 to Parole Agent.

Note: Existing procedures for parolees arrested out-of-state will be followed on those parolees who do not have charges pending in the arresting state or who refuse to waive their revocation hearing.

Regional Records Staff

Forwards C-File to receiving institution upon notice from institution that parolee has been returned to California.

Institution

Schedules revocation hearing when necessary.

81060.15.2 Reinstating Suspended California Parolee Arrested Outside California Procedures

Revised November 28, 1990

Parole Agent

Contacts ISU to request permission for subject to remain in receiving state pending investigation for supervision.

Unit Supervisor (When Transfer Investigation is Authorized)

Requests emergency action by BPT to recall warrant or detainer pending Supplemental Violation Report.

Parole Agent (Upon Receipt of Acceptance by Other State)

Submits Supplemental Violation Report recommending reinstatement on parole effective (date of acceptance) and continue parole.

Transfers case to ISU if accepted by receiving state and approved by BPT.

Orders parolee returned to California if rejected by receiving state.

Requests warrant be reissued if parolee fails to return.

81060.16 California Parolee Revocation Period Policy

If a parolee is extradited to California for revocation proceedings, the revocation period begins when the parolee detained by BPT warrant is available for return to California. A parolee is available for return to California when any local prosecution or sentence is completed, and one of the following occurs:

- Extradition is waived.
- Extradition is ordered by court.
- If the parolee waives extradition to California but is not available for return due to pending local prosecution or sentence, the parolee is eligible for a waiver of personal appearance. Contact ISU for specific instructions.

81060.17 Concurrent Parolee Supervised in California Violation Policy

The BPT may revoke the California parole of any concurrent parolee supervised in California.

81060.17.1 Return of Concurrent Parolee Supervised in California to CDC Institution Procedures**Parole Agent (When Parolee is Returned)**

Completes CDC Form 1538A effective date parolee was received at CDC institution.

Completes CDC Form 1538 effective date parolee is released from CDC institution.

Sends CDC Form 1538 to ISU.

ISU Staff

Assigns new "I" number to parolee.

Returns copy of CDC Form 1538 with new "I" number to Parole Agent.

81060.18 Appeal Policy

A California parolee, whether supervised in California or in a receiving state, may appeal decisions, actions or policies of the CDC or BPT that the parolee can demonstrate adversely affect the parolee. A cooperative parolee may also appeal decisions, actions or policies of CDC staff that the parolee can demonstrate adversely affect the parolee's welfare.

81060.18.1 Appeal Procedures**Parole Agent (During Initial Interview)**

Provides copy of CDC Form 1570, Guidelines for Parole, to interstate parolee.

81060.19 Special Investigation Policy

Special Investigation Requests are from another state seeking information about a parolee who has been arrested in California and may be in a local custody facility. Other types of information may also be requested by other states.

81060.20 Special Investigation Procedures**ISU Staff**

Forwards Special Investigation Request to appropriate region.

Regional Screener

Forwards Special Investigation Request to appropriate unit.

Unit Supervisor

Assigns Special Investigation to Parole Agent.

Parole Agent (Within 30 Days of Receipt of Investigation)

Secures information requested by other state.

Prepares report for requesting state on CDC Form 1529.

Forwards original of Investigation Report and any supporting documents to requesting state and copy to ISU.

81060.21 Interstate Revocation Policy

In reviewing any CDC Form 1521 regarding a California parolee or California interstate parolee located outside California, the BPT may suspend parole, issue a warrant for parolee's arrest and order revocation proceedings. Procedures for revocation hearings for these parolees are contained in BPT Rules. California interstate parolees not in state of compact agreement are not entitled to revocation proceedings until returned to California.

81060.22 Revisions

The Deputy Director, Parole and Community Services shall ensure the contents of this section are accurate and current.

81060.23 References

PC §§ 3059, 11175, 11176, 11177, 11177.1, 11184, 11192, 11193, 11194 and 11195.

CCR (15) (2) §§ 2731, 2732 and 2733.

ARTICLE 7 — CASEWORK SERVICES

Effective August 28, 1989

81070.1 Policy

Cash assistance funds are loans to parolees or dischargees intended to be used when other funds or resources are not available. Cash assistance loans are not part of the bank draft system. A determination of how much money is needed is a matter of judgment, and circumstances will generally differ from case to case. Care shall be taken in deciding whether to make a loan. Repayment of loans is expected when the person's employment and personal circumstances permit. It is the agent's responsibility to periodically review cash assistance records and request parolee to make repayment where possible. A clerical staff (not the fund custodian) shall be designated as the cash assistance clerk.

81070.1.1 Cash Assistance Procedures**Cash Assistance Clerk**

Issues Cash Assistance Loan Receipt Book and Cash Assistance Repayment Receipt Book to Parole Agent.

Parole Agent

Reviews request for cash assistance loan to determine the need for a loan.

Obtains unit supervisor's approval for any loan in excess of \$50.

Obtains unit supervisor's prior approval if loans to an individual parolee within any 30-day period will exceed \$150.

Completes CDC Form 1509.

Releases loan funds to parolee and obtains receipt.

Distributes completed copies of CDC Form 1509, Loan Receipt to:

- Original attached to Parole Agent travel expense claim;
- Yellow and pink copies are provided to the cash assistance clerk.
- Green copy remains in the receipt book.

Delivers all monies collected from parolees or dischargees to cash assistance clerk.

Unit Supervisor

Verifies that the Cash by Agent portion of the Loan Receipt agrees with the Parole Agent's request for reimbursement on travel expense claim for that month.

81070.2 Bank Draft Usage Policy

Bank drafts are to be used for casework services. Bank drafts shall state the specific purpose for which the loan is intended; e.g., housing, food, clothing, etc. The intent of the Bank Draft System is to improve vendor-user-state agency relations by allowing parolees and dischargees to pay immediately for over-the-counter purchases. The bank draft can be made payable to:

- Vendor.
- Parolee with (CDC number).
- Parolee and vendor (jointly).

Approval for use of the Bank Draft System shall be obtained from Financial Management and Support Services staff prior to establishing such a system in a

parole unit. Bank drafts are only to be used in situations where cash purchases would normally be made. Under no circumstances will bank drafts be mailed to vendors or used for employee expenses or for purchase of supplies for state offices. Bank drafts shall not exceed \$500. In accordance with SAM 8124, multiple bank drafts to the same vendor, to avoid the \$500.00 limit or use of bank drafts to void using contracts are not proper uses of the bank drafts. Bank drafts shall not be used for release (gate) money under PC 2713.1. It is the responsibility of the unit supervisors to assure that agents make proper use of the bank drafts.

All loans and repayments must be posted to appropriate parolee account sheets, including loans made to reentry inmates that were not repaid.

Instructions contained herein meet state fiscal requirements and conform to generally accepted accounting principles. Each step is intended to safeguard state funds and to protect employees should any transaction concerning issuance of a bank draft for cash assistance be questioned. However, employees involved are still responsible for performing their respective duties and will be held responsible for all monies, bank drafts, receipts, and bank draft stock entrusted to their possession.

81070.2.1 Bank Draft Usage Procedures

Unit Supervisor

Submits memorandum (by channels) specifying need for use of bank drafts to Financial Management and Support Services Branch to obtain approval to implement Bank Draft System.

Contacts local bank using CDC Form 910, Form Letter, if approval to implement Bank Draft System is obtained.

Designates a clerical staff person, fund custodian and two additional employees who have authorization to sign bank drafts.

Ensures each employee designated above signs CDC Form 910A, Individual Issuance and Cancellation of Authorization to Sign Bank Drafts, on line "Restricted Signature Specimen".

Cancels authorization when a designated person's status changes.

Forwards CDC Form 910A, Authorization to Sign Bank Drafts, in duplicate to Headquarters, Accounting when authorizing or canceling Authorization to Sign Bank Draft.

Designates clerical staff person (other than fund custodian) as collection clerk (A Parole Agent may be assigned collection responsibilities).

Ensures that in absence of fund custodian bank drafts are signed by two employees who can authorize cash assistance expenditures (The number of employees authorized to issue or countersign bank drafts will not exceed three in any field parole office).

Ensures that a person other than fund custodian is thoroughly familiar with forms, records and procedures so that a fully trained replacement is always available.

Completes listing of CDC Form 1197, Authorized Bank Draft Personnel, and maintains in unit.

81070.3 Bank Draft Stock Supply Policy

Cash receipts, including checks, warrants and currency should be kept in a safe. The field unit supervisor will ensure that the unit fund custodian has access to a safe in which the supply of CDC Form 898s, Bank Draft Purchase Vouchers, are stored. Supply of bank drafts on hand will not exceed three months. Bank Draft Purchase Vouchers stock shall not be transferred between field offices without prior approval from Headquarters, Accounting staff.

The Fund Custodian shall maintain a Bank Draft Stock Memorandum Register that identifies the person receiving the draft, the date of receipt, the Fund Custodian's name, and the press-number(s) of bank draft(s) issued. A new register will be established each month and the verified receipts will be kept until an audit is performed.

A back-up fund custodian shall be identified and trained in Fund Custodian duties. The back-up Fund Custodian shall be provided with authorization for bank draft signature and access to the unit safe.

Safe combinations shall be changed when an employee knowing the combination leaves.

Records shall be maintained documenting dates when safe combinations have been changed and the names of persons knowing the present combination.

81070.3.1 Bank Draft Stock Supply Procedures

Fund Custodian

Requests estimated three month supply of (initial start) CDC Form 898s from Headquarters, Accounting.

(As Needed)

Orders additional CDC Form 898s.

Headquarters Accounting Staff

Issues transfer receipts showing bank draft numbers of CDC Form 910Bs, Stock Transferred Forms and forwards to field office by certified mail.

Mails CDC Forms 910Bs to field office separately from CDC Form 898s.

Person Receiving Certified Package (Upon Receipt)

Opens sealed package and signs CDC Form 910B, Accountability after verifying and Fund Custodian accuracy of contents.

Fund Custodian

Notifies Headquarters, Accounting staff if information on CDC Form 910B does not agree with contents of package containing CDC Form 898s.

Retains CDC Form 910B until audit is conducted by Headquarters, Internal Audit staff.

81070.4 Bank Draft Purchase Voucher Safekeeping Policy

All CDC Form 898 stock shall be kept in a safe when not being used or processed. The combination of the safe will be known by at least two but not more than three field office employees. The safe combination shall be changed within five days after an employee having knowledge of the combination transfers or combination becomes known to more than three employees.

81070.4.1 Bank Draft Purchase Voucher Safekeeping Procedures

Unit Supervisor

Prepares memo providing names of persons knowing present safe combination and date of last combination change and forwards to Headquarters, Accounting.

Updates memo as changes occur and forwards to Headquarters, Accounting.

81070.5 Bank Draft Purchase Voucher Issuing and Recording Policy

CDC Form 898s shall be completed by filling in all required information. Bank draft vouchers shall identify the purpose, the unit office, payee's name, and department number. It is essential that bank drafts be issued in ascending numerical order. Bank draft purchase vouchers shall be typed only on non-correctable typewriter ribbon (SAM 8041) if a typewriter is used. Corrections shall not be made. Bank drafts with errors shall be voided, the signature blocks removed and then returned to CDC accounting. No alterations are allowed on the actual bank draft. If an error is made, "VOID" will be marked across the face of bank draft and signature section will be cut off.

The parolee's CDC identification number should be written on the face of the bank draft in addition to the Bank Draft Purchase Voucher. Bank drafts shall be signed by an employee authorized to sign bank drafts and countersigned by the Fund Custodian.

All receipts shall have press numbers. An inventory control must be kept for all press-numbered receipts.

The loan receipts will contain an authorizing signature, the parolee's signature, and CDC number.

The person authorizing a loan to a parolee will sign the authorization. Each unit office will establish a method for parolees to sign for checks and verify that a check has been delivered to the parolee.

81070.5.1 Bank Draft Purchase Voucher Issuing and Recording Procedures

Revised March 8, 1990

Parole Agent

Prepares CDC Form 1509, Loan Receipt.

Unit Supervisor or Designee

Signs CDC Form 1509 if approving loan.

Parolee or Dischargee

Signs CDC Form 1509 before receiving loan.

Parole Agent

Gives completed CDC Form 1509 to fund custodian if a CDC Form 898 is to be issued.

Fund Custodian

Obtains CDC Form 898, Bank Draft Purchase Voucher and prepares it from written CDC Form 1509.

Establishes CDC Form 1618, Parolee Account Sheet at the time first loan is made to parolee or dischargee. Appropriate entries will be made as repayments or additional loans occur.

Enters CDC Form 898 number on CDC Form 1509.

The Fund Custodian shall compare and reconcile the previous month's bank draft activities. Reconciliation shall include comparison of the most recent invoice for Bank Draft Stock, the previous month's loan receipts, and the CDC Form 910G, Bank Draft Stock Daily and Monthly Reconciliation Form by the fifth of each month.

Checks records and makes necessary adjustments to bring forms into agreement if the two amounts do not agree.

Enters monthly grand total for all loan receipts, cash, and bank drafts in CDC Form 1619, Cash Assistance Expenditures Record.

Detaches yellow copy of CDC Form 898 and files for forwarding to Headquarters, Accounting.

Gives remainder of completed CDC Form 898s and CDC Form 1509s to employee authorized to sign bank drafts.

Employee Authorized to Sign Bank Draft

Compares name, amount and bank draft number with CDC Form 1509.

Signs and returns CDC Form 898 and returns it with Loan Receipt to fund custodian.

Fund Custodian

Countersigns bank drafts and makes distribution to payees or Parole Agents after they sign in space provided on CDC Form 1509s.

Weekly

Forwards white and yellow copies of Loan Receipts (85-92665) and CDC Form 898s with corresponding receipts to Headquarters, Accounting, using CDC Form 910E.

Parole Agent

Gives blue copy of CDC Form 898 to recipient of assistance.

Fund Custodian

Files green copy of CDC Form 898 and CDC Form 1509 together and retains copies at field office until audited.

81070.6 Bank Draft Purchase Voucher Verification Policy

Bank draft stock shall be verified on a monthly basis to assure that no unauthorized CDC Form 898s have been used. A reconciliation shall also be made when there is a change in employees responsible for bank draft stock. The employee verifying CDC Form 898 stock cannot be the same person preparing, issuing and responsible for safekeeping of the bank draft stock. Whenever a CDC Form 898 is stolen or missing, Headquarters, Accounting shall be notified.

81070.6.1 Bank Draft Purchase Voucher Verification Procedures

Fund Custodian

Signs CDC Form 910C, Bank Draft Stock Memorandum Register.

Person Receiving Bank Draft

Signs CDC Form 910C.

Fund Custodian (Monthly)

Establishes new register and retains verified receipts until an audit is performed by Internal Audit Unit.

Unit Supervisor

Ensures reconciliation is made when there is a change in employee(s) responsible for bank draft stock using CDC Form 910D, Change of Responsibility for Bank Draft Stock Receipt.

Unit Supervisor (Immediately)

Telephones Headquarters, Accounting staff whenever a CDC Form 898 is stolen or missing, giving description of bank draft and circumstances of disappearance.

(Within One Day)

Confirms missing or stolen voucher in a memorandum to Headquarters, Accounting.

81070.7 Repayment of Cash Assistance by Parolee or Dischargee Policy

A Loan Repayment Receipt shall be made for every repayment made by a parolee or dischargee. The designated collections clerk shall receive repayment from parolees or dischargees and Parole Agents and deposit such collections in accordance with established procedures. If a repayment receipt is spoiled, all copies will be marked "VOID". An inventory shall be maintained of the supply of Loan Repayment Receipt Books. Headquarters, Accounting staff shall be notified if a partially used or unused book is lost or stolen.

81070.7.1 Repayment of Cash Assistance by Parolee or Dischargee Procedures

Employee Receiving Money

Completes CDC Form 1510, Loan Repayment Receipt and distributes copies:

- Green to parolee.
- Blue to collection clerk. (Clerk initials agent's bank copy to indicate repayment received.)
- Pink remains in agent's receipt book.

Collection Clerk

Posts individual's repayment to CDC Form 1618, Parolee Account Sheets, and places receipt in "batch" envelope for the week.

(End of Week)

Writes total amount received on outside of "batch" envelope and files until end of month.

(End of Month)

Enters total amount collected during month as one posting to CDC Form 1619, Cash Assistance Expenditure Record.

Files repayment batches for subsequent audit by Internal Audit Unit.

Maintains inventory of Loan Repayment Receipt Books on hand in field parole office.

Posts inventory as Loan Receipt Books are issued to and returned from Parole Agents.

Parole Agent

Returns Loan Receipt Book to collection clerk when last receipt is used.

Unit Supervisor (Immediately)

Telephones Headquarters, Accounting staff if a partially used or unused book is stolen or lost, giving description of book and circumstances relating to disappearance.

(Within One Day)

Confirms above information in memorandum to Headquarters, Accounting staff.

81070.8 Deposit of Repayment Policy

Revised March 8, 1990

All loan repayments and other deposits shall be deposited when the individual or cumulative amount equals \$500.00 or within seven days whichever comes first. A report of deposit shall be prepared for each deposit made.

81070.8.1 Deposit of Repayment Procedures

Revised March 8, 1990

Designated Employee

Prepares typewritten STD Form 441, or STD Form 442, and CDC Form 910F, Report of Deposit providing following information:

- Starting each July 1, number each deposit in sequence beginning with #1.
- Indicate name, branch and location of bank.
- "Agency" is always "Department of Corrections/P&CSD."
- "Location" is name of unit office.
- "Account No." is always "057" when depositing cash assistance repayments.
- Enter amount for "currency," "coins" and "checks," and enter quantity of "checks" being deposited in asterisked box on the Report of Deposit.
- Employee making deposit shall sign Report of Deposit. Employee's name and date of deposit shall be typed.
- Space in center of form is for use of bank teller in acknowledging receipt of deposit.

Unit Supervisor

Dates and initials green copy of Report of Deposit and verifies deposit was made.

Distributes STD Form 441, CDC Form 910F and STD Form 442 after making deposit at bank, as follows:

- Bank teller will keep original (white).
- Second and third copies (pink and canary) are to be immediately forwarded to that state agency or office whose name is printed on right hand margin of form.
- Fourth copy (goldenrod) is for Headquarters, Accounting, Attention: Accounting Officer.
- Fifth copy (green) is stapled to blue file copy of "Repayment Receipt" covered in specific deposit.

81070.9 Record Retention and Disposition of Parolee Account Sheet Policy

The cash assistance receipt book, and vouchers shall be retained by field units for audit by Internal Audit Unit for at least two years. After two years, destroy after audit or four years whichever comes first. When a parolee is transferred to another parolee unit, the Parolee Account Sheet shall be forwarded to receiving unit.

The following records shall be retained by the field units for audit by the Internal Audit Unit:

- 85-92665, Combined Loan Receipt/Request for Bank Draft.
- CDC Form 898 (10/81), Bank Draft Purchase Vouchers.
- CDC Form 910-A, Issuance/Cancellation of Authorization.
- CDC Form 910-B, Mailing of Bank Draft Purchase Voucher Stock Report.
- CDC Form 910-C, Bank Draft Stock Memorandum Register.
- CDC Form 910-D, Change of Responsibility for Bank Draft Stock Receipt.
- CDC Form 910-E, Bank Draft Voucher/Receipts Report.
- CDC Form 1510, Loan Repayment Receipt.
- CDC Form 1618, Parolee Account Sheet.
- CDC Form 1619, Cash Assistance Expenditure Record.
- CDC Form 1620, Unit Inventory of Repayment Receipts.
- STD Form 441/442, Record of Deposit.

81070.10 Contracts for Correctional Services for Parolees Policy

Each region is allocated funds to contract with private and public groups or agencies for services for parolees.

Contracts may be developed for:

- Private halfway house services.
- Training and educational services to pay for tuition and materials at various schools.
- Employment placement services to purchase services from private employment agencies for placement of cases which are not amenable to efforts of public placement agencies.
- Specialized medical or psychiatric treatment services.
- Contracts for medical or psychiatric services shall be cleared with the Assistant Deputy Director, P&CSD.

Parolees placed in privately operated reentry facilities will have assistance received posted to their parolee account sheets as cash assistance loans; however, it is not necessary to prepare "Loan Receipts" for such assistance. Arrangements with privately operated reentry facilities, whether by formal contract or an "informal direct billing", will provide that the monthly invoice from the reentry facility will be accompanied by a "Register of Participation" indicating those persons referred to the reentry facility by the P&CSD during the month.

Occasionally a special type contract will be arranged between P&CSD and a privately operated facility. Such arrangements may require departure from the foregoing policies. In these cases, the field office shall contact Headquarters, Accounting for guidance.

81070.11 POC Policy

The major purposes of the POC are to provide:

- Outpatient treatment and supervision to mentally ill parolees and members of their families.
- Consultation and evaluation of special cases for Parole Agents, BPT and NAEA

POC staff shall provide psychiatric diagnosis, evaluation and treatment for all parolees referred by parole staff. Some treatment services may be provided through contractual or other agreements with county mental health programs or other agencies.

Parolees with the following mental problems should be referred to POC:

- Delusions, hallucinations, bizarre behavior, persecutory feelings, or disjointed or incoherent speech.
- An apparent lessening of control over behavior.
- Suicidal tendencies or attempts.
- Extreme anxiety, tension or depression arising out of a situation similar to one which led to past problems.

- Excessive anxiety, tension, alcoholism, paranoia or belligerence on part of a parolee.

If psychiatric treatment is mandated by a special condition of parole and treatment will be provided by another agency, written approval from a POC psychiatrist is required. The Parole Agent maintains responsibility for the case management for cases provided treatment by an outside agency.

The Parole Agent shall maintain regular contact with parolee's therapist. The therapist will contact the Parole Agent to advise of any serious deterioration.

81070.11.1 POC Procedures

Parole Agent and Unit Supervisor

Conduct case review to determine course of action if parolee exhibits evidence of mental problems.

Submit CDC Form 1548, Parole Outpatient Referral, Cumulative Case Summary and photo if decision is to refer for POC services.

POC Staff (Within Ten Days of Evaluation)

Forwards completed Initial Psychiatric Evaluation report, including patient evaluation, diagnosis and recommendation to Parole Agent.

(When Evaluation Completed)

Telephones Parole Agent to provide information from emergency psychiatric evaluation, addressing concerns that prompted referral.

Submits written evaluation report.

81070.12 Warning Potential Victim of Threat by Parolee Policy

The POC psychotherapist shall immediately contact and warn a potential victim if a parolee indicates an intent to commit bodily harm to an identifiable individual.

81070.12.1 Warning Potential Victims Procedures

POC Therapist (Immediately Upon Termination of Interview)

Telephone unit supervisor regarding threat and potential victim.

Attempts to contact potential victim by telephone to advise of the threat.

Documents warning or efforts to warn.

Forwards copy to unit supervisor, and copy for inclusion in parolee's psychiatric file by the chief psychiatrist.

Unit Supervisor (Immediately)

Ensures that appropriate steps are taken to warn potential victim. Takes other appropriate actions (e.g., arrest of parolee, notification of local law enforcement of threat and potential victim, submission of an Activity Report and Violation Report, etc.).

Notifies PA, and the Deputy Director, P&CSD, of the incident.

POC Therapist

Consults with the chief psychiatrist if therapist becomes aware of violent propensities of a parolee towards an identifiable potential victim without an actual threat of violence having been made against that individual.

Resolves any doubts about need to notify potential victims and parole staff in favor of notification.

Documents both consultation and decision to notify potential victims and parole staff of parolee's violent propensities towards an individual and includes documentation in parolee's file.

81070.13 Post Discharge Service Policy

When continued treatment and services are indicated after discharge, the Parole Agent and therapist shall assist the parolee in obtaining these from an appropriate community mental health agency. If needed services are unobtainable through community agencies, the parolee may continue with POC services.

81070.13.1 Post Discharge Service Procedures

POC Staff

Refers parolee's case to local mental health agencies.

Parole Agent (At Discharge)

Advises parolee of eligibility for continued POC services.

Continuation in POC treatment is dependent on sufficient availability of POC staff and at discretion of POC therapist.

Requires an ex-parolee electing to continue POC participation to sign a statement indicating that continued POC participation is voluntary.

POC staff will retain signed statement for three years after treatment is terminated.

81070.14 Revisions

The Deputy Director, P&CSD shall ensure that this section is current and accurate.

81070.15 References

Not Applicable.

ARTICLE 8 — DISCHARGE AND PARDON

Revised March 8, 1990

81080.1 Policy

Revised July 23, 2002

A parolee may be recommended for discharge at any time when case factors or other considerations support early discharge. The factors to be considered are:

- First term with no prior convictions.
- Legally self-supporting or self-sufficient.
- Currently drug free.
- Stable residence.
- Effort to satisfy restitution obligations.

A parolee should be recommended for early discharge if:

- Parolee is under other supervision [e.g., probation, federal probation, other prison system, Department of Mental Health (DMH) facility, or long-term drug treatment program]; or
- Verifiable changes in physical abilities or health, which are rendered no longer a danger to society; or
- Special circumstances (e.g., parolee's life in danger, job offer in another country).

81080.1.1 Annual Discharge Review Policy

Revised July 23, 2002

Discharge review periods are specified in the Penal Code (PC).

Discharge review periods and maximum parole jurisdiction, depending on date and type of commitment offense, are:

PAROLE AND REVOCATION PERIODS

Date of Commitment Offense	Type of Offense	Discharge Review	MaxiPeriod of Parole	Max Revocation Period *	Max Period of Parole Jurisdiction
Commitment Offense on or before 12-31-78	Life	None	3 years	6 months	4 years
Commitment Offense on or before 12-31-78	Non-Life	None	1 year	6 months	18 months
Commitment Offense on or after 1-1-79 but prior to 12-31-82	Life	During 37 th month of cont. parole	5 years	1 year	7 years
Commitment Offense on or after 1-1-79	Non-Life	During 13 th month of cont. parole	3 years	1 year	4 years
Commitment Offense on or after 1-1-83	Life (Murder 1 st Degree)	Within 30 days of completion of 7 years cont. parole	Life	1 year	Life
Commitment Offense on or after 1-1-83	Life (Murder 2 nd Degree)	Within 30 days of completion of 5 years cont. parole	Life	1 year	Life
Commitment Offense on or after 9-26-88	Violent Felony PC 667.5	Within 30 days of completion of 2 years cont. parole	3 yrs. or 5 yrs.	1 year	4 years or Life based on commitment offense

* Multiple revocation terms may be imposed

Continuous Parole

“Continuous parole” means the Board of Parole Hearings (BPH) has not interrupted the parole period by suspending or revoking a parolee who has been found guilty of an offense. Suspended Parolee-at-Large (PAL) time does not count toward maximum time limits unless the BPH makes a good cause finding to exclude at-large time from the parole period.

The assigned parole agent shall review each case within the specified review period, and recommend either to retain the case on parole or allow the case to discharge by operation of law.

The following factors shall be considered in conducting discharge review:

- Commitment offense.
- Parole adjustment.
- Recent drug use.
- Restitution obligations.
- Stable residence and employment.
- Prior criminal history.

Report

A Discharge Review Report shall be prepared and submitted to the unit supervisor at least 20 days prior to completion of one, two, three, five, or seven years of continuous parole, based on commitment category, and at least 20 days prior to completion of each year of continuous parole thereafter.

Parolees committed to prison for a "violent felony," under PC 667.5(c), shall be referred to the BPH for discharge review.

"Violent felony" means any of the following:

- Murder or voluntary manslaughter.
- Mayhem.
- Rape as defined in PC 261Subdivision 2.
- Sodomy by force, violence, duress, menace, or fear of immediate and unlawful bodily injury on the victim or another person.
- Oral copulation by force, violence, duress, menace, or fear of immediate and unlawful bodily injury on the victim or another person.
- Lewd acts on a child under 14 as defined in PC 288.
- Any felony punishable by death or imprisonment in state prison for life.
- Any other felony in which the defendant inflicts great bodily injury on any person other than an accomplice, which has been charged and proved as provided for in PC 12022.7 or after July 1, 1977, or as specified prior to July 1, 1977, in PC 213, 264, and 261 or any felony in which the defendant uses a firearm in which use has been charged and proved as provided in PC 12022.5.
- Any robbery perpetrated in an inhabited dwelling house or trailer coach, as defined in the Vehicle Code, or in the inhabited portion of any other building, wherein it is charged and proved that the defendant personally used a deadly or dangerous weapon, as provided in subdivision (b) of PC 12022, in the commission of that robbery.
- Arson in violation of PC 451(a).

Parolees committed to prison for the following felonies, unless specifically included under PC 667.5(c), shall be referred to the Parole Administrator for final discharge decision:

- Robbery.
- Child Molestation.
- Assault with a deadly weapon.
- Rape.
- Large scale narcotics sales.
- Kidnapping.
- Attempts to commit a violent felony listed in PC 667.5(c).

Parolees committed to prison for all felonies not included under the last two bullets above shall be referred to the unit supervisor for final discharge decision.

By law, a parolee, unless committed to prison for a "violent felony" under PC 667.5(c), is discharged if the BPH does not order the parolee retained on parole by the 30th day after completion of one, two, three, five, or seven years of continuous parole as appropriate to the commitment category. For example: A parolee sentenced for a non-life offense committed on January 1, 1984, and paroled on June 30, 1986, has a discharge review date of June 30, 1987, and would discharge 30 days later during the 13th month of continuous parole (on July 30, 1987) if a "retain on parole" action were not taken during that 30-day period.

A parolee committed to prison for a "violent felony" under PC 667.5(c) that occurred prior to September 26, 1988, discharges by law upon reaching the maximum Controlling Discharge Date.

81080.1.2 Discharge Procedures

Parole Agent

Secures and reviews CI&I SSCH for unreported arrests since release to parole or last discharge review.

Requests current POC psychiatric evaluation if parolee has a special condition of parole requiring POC attendance.

Reviews case file and Record of Supervision to evaluate parolee's fitness for discharge.

(20 Days Before the 1st or 3rd Year Anniversary)

Prepares and submits CDC Form 1632, Discharge Review Report Form, to unit supervisor recommending either:

- Retain on parole supervision.
- Discharge effective _____ (date)_____.

Unit Supervisor

Reviews Discharge Review Report and supplemental materials and makes a decision either to discharge or recommend retain on parole. Effective date of discharge is 30 days following completion of one year of continuous parole.

Decision to allow parolee to discharge completes discharge review process. Parolee will discharge by action of law on date specified.

Submits any Discharge Review Report requiring PA decision to PA.

Unit supervisor shall include a recommendation to either discharge or retain on parole supervision.

Submits any Discharge Review Report recommending "retain on parole supervision" and any report requiring BPH decision to BPH.

PA (Prior to 30th Day Following Any Anniversary Date Specified Above)

Reviews Discharge Review Report and takes an action to recommend retain on parole supervision; or, discharge effective _____ (date)_____. Effective date is 30 days following completion of one year of continuous parole; or,

Submits any Discharge Review Report recommending "retain on parole supervision" to the BPH.

BPH (Prior to the 30th Day Following Any Anniversary Date Specified Above)

Reviews Discharge Review Report and takes an action to either:

- Retain on parole supervision; or
- Discharge effective _____ (date)_____. Effective date is 30 days following completion of one year of continuous parole.

Parole Agent (Within 10 Days of Final Action)

Provides parolee with copy of CDC Form 1632, Discharge Review Report; BPH Form 1130, BPH Decision; and CDC Form 602, Inmate/Parolee Appeal; if decision is "retain on parole supervision."

81080.2 Cancellation of Discharge Policy

Any parole violation requiring a mandatory report to the BPH, which was committed by a parolee either previously recommended for discharge or ordered discharged shall immediately be reported to the unit supervisor. An Emergency Action Report shall be immediately submitted to the BPH. Other violations shall also be reported to the unit supervisor for review and decision. An order to discharge may be cancelled by BPH action at any time prior to 12:00 Midnight on date scheduled for discharge.

81080.2.1 Cancellation of Discharge Procedures

Parole Agent and Unit Supervisor

Review behavior that violated parole and determine whether discharge action should be cancelled.

Behavior requiring BPH decision shall result in decision to cancel discharge.

Parole Agent

Prepares handwritten Emergency Action Report that briefly describes behavior that violates parole.

Submits Emergency Action Report to unit supervisor.

Unit Supervisor

Reviews Emergency Action Report and telephones report to region office for FAX to the BPH.

BPH

Reviews report.

Makes decision to either extend term to maximum of four years or seven years pending revocation hearing or discharge case.

Notifies parole region of action.

Region Staff

Notifies unit supervisor of BPH action.

81080.3 Parole Appeal of BPH Action to Retain on Parole

The parolee may appeal any action by the BPH to retain on parole supervision through the BPH appeals procedures.

81080.4 Parolee-at-Large Purging Policy

An annual National Crime Information Center (NCIC) warrant review shall be completed on all suspended Parolee-at-Large (PAL) cases assigned Code 2 and placed in the NCIC system. A review shall be completed on all suspended PAL cases after 60 months in PAL status.

81080.4.1 Parolee-at-Large Purging Procedures

Parole Agent (4-6 Weeks Prior to Annual and 60 Month Review)

Secures and reviews current CI&I and FBI SSCH records for any arrest during period parolee has been PAL.

(At Annual NCIC review)

Forwards copy of original Parolee-at-Large Report, CDC 1524 with completed Parolee-at-Large Review Report, CDC 1524-A attached for suspended parolee with warrant entered into NCIC, dates report and recommends either retain or remove want from NCIC.

- CI&I and FBI arrest records and legal status summary sheet will be attached to PAL report.

(At 60-Month Review)

Reviews case files of all PAL cases for commitment offense and prior criminal history if no arrests are noted on CI&I sheets.

Forwards copy of original PAL report (CDC 1524) with completed CDC 1524-A attached to BPT recommending:

- Discharge and recall warrant (if commitment offense and prior criminal history were property offenses with minimum or no history of violent behavior).
- Discharge and recall warrant (if determined there is minimal chance of parolee being located or committing new crimes, and a minimal history of violence or arrests are indicated by CI&I or FBI records).
- Retain in PAL status and in NCIC (if there is a history of violence; CI&I records show arrests; and there is a probability of parolee being located).

Submits report to unit supervisor.

Unit Supervisor

Reviews and submits report to BPH for action.

81080.5 Discharge to Other Jurisdiction Policy

Revised July 23, 2002

If a parolee receives a commitment to federal prison, another state's prison, or to a local jurisdiction that exceeds the parole term, the parole agent may submit a report recommending discharge to the other jurisdiction. The following information shall be included in the Discharge Review Report:

- Anticipated minimum and maximum term of incarceration of new term.
- Anticipated length of parole or whether parolee discharges upon release.
- If sentenced to county jail, length of county jail sentence and anticipated release date.
- If parolee was granted probation, whether parolee was placed on formal or informal probation.
- If placed on formal probation, length of formal probation.
- Outstanding restitution obligations.

81080.5.1 Discharge to Other Jurisdiction Procedures

Parole Agent

Secures copies of commitment documents or other documented proof of sentence.

Prepares and submits report by unit supervisor to BPH with documented proof attached.

81080.6 Certificate of Discharge and Release Procedures

Regional Records (Prior to Discharge Date)

Prepares Certificate of Discharge and Staff Release, CDC Form 163.

Sends certificate to Parole Agent.

Parole Agent

Mails Certificate of Discharge and Release to parolee's last address of record or makes arrangements to hand deliver to parolee.

Advises parolee that all rights except the following are restored upon discharge.

- To act as executor of an estate.
- To hold public office.
- To possess or own a firearm.

Advises parolee of eligibility to receive parole services in any DAPO office.

Degree of service will depend on request and availability of funds to meet need.

81080.7 Certificate of Rehabilitation and Pardon Policy

Authority to grant reprieves, pardons, and commutations of sentence is conferred upon the Governor by Section 8, Article V, of the Constitution of California. A person may file for pardon either by obtaining a Certificate of Rehabilitation or applying directly to the Governor's Office.

81080.7.1 Certificate of Rehabilitation Eligibility

Revised July 23, 2002

Any person convicted of a felony and released from confinement in a California prison who has not been re-imprisoned since release from confinement, and who has waited the specified time period, may file for a Certificate of Rehabilitation.

The period of rehabilitation starts to run upon release to parole or direct discharge from custody.

The period of rehabilitation shall constitute three years residence in this state; plus, four years in case of any person convicted of violating PC Sections 187, 209, 219, 4500 or 12310, or 1672(a) of the Military and Veterans Code, or committing any other offense which carries a life sentence.

Two years in case of any person convicted of committing any offense not listed above.

The petitioner shall not be eligible to file for a Certificate of Rehabilitation until the period of rehabilitation stipulated has passed.

During the rehabilitation period, petitioner shall live an honest and upright life, conduct a life of sobriety and industry, make reasonable effort to satisfy restitution obligations, exhibit a good moral character, and obey all laws.

81080.7.2 Certificate of Rehabilitation Procedures

Petitioner

Files a petition for ascertainment and declaration of fact of petitioner's rehabilitation with Superior Court in county of petitioner's residence after meeting period of rehabilitation requirements.

Notifies DA of county in which petition was filed and DA of any counties which petitioner was convicted of a felony.

These persons must be notified of petition and date and time of hearing in Superior Court.

Superior Court

Determines if petitioner has demonstrated rehabilitation.

Grants Certificate of Rehabilitation and recommends that Governor grant a full pardon if rehabilitation was demonstrated.

Clerk of Court

Transmits certified copies of Certificate of Rehabilitation to:

- Governor.
- BPH.
- DOJ, CI&I.
- State Supreme Court if petitioner was convicted of a felony two or more times. (A majority of State Supreme Court must give written concurrence with pardon in these cases).

81080.8 Pardon Policy

Any person, including one who is ineligible to file for a Certificate of Rehabilitation, may apply directly to the Governor for a pardon.

81080.8.1 Pardon Procedures

Petitioner

Requests an application for pardon from Governor's Office, Legal Affairs Secretary.

Submits written notice of intention to apply for pardon to DA of county of conviction.

Signs and submits to Governor, notice or proof by affidavit that DA was notified.

Submits, with application for pardon, full statement of any compensation being paid any attorney or any other person assisting with application for pardon.

81080.8.2 Pardon Limitations

A pardon entitles a person to exercise all civil and political rights of citizenship except:

- Persons convicted of use of a dangerous weapon may not own, possess or keep any type of firearm.
- Federal statute prohibits ex-felons from owning or possessing firearms.
- A pardon will not abridge or impair the power or authority conferred by law on any board or tribunal to revoke or suspend any right or privilege or franchise.

81080.9 Revisions

Revised July 23, 2002

The Director, DAPO, shall be responsible for ensuring the contents of this Article are kept current and accurate.

81080.10 References

Revised July 23, 2002

Penal Code Sections 187, 209, 213, 219, 261, 264, 288, 667.5, 12022, 12022.5, 12022.7, 12310, 3001, 4500, 4800, 4801, 4802, 4852 thru 4852.19, 4853, and 4854.

California Code of Regulations, Title 15, Division 2, Chapter 2, Sections 2050, 2052, 2515, 2535, 2536, 2537, and 2546 and Division 3, Section 3501.

Military and Veterans Code 1672(a).

ARTICLE 9 - CASELOAD MANAGEMENT

Revised September 15, 2000

81090.1 Policy

The CDCR shall ensure caseload records are updated in a timely manner, accurate, readily available, and maintained in a manner that permits retrieval of information and statistical data by authorized personnel.

81090.2 Purpose

This procedure establishes guidelines for uniform interpretation, application, and administration of caseload management plans.

81090.3 Transfer and Correction Notice Policy

Cases Under California Supervision Including Co-ops

A CDC Form 1233, Transfer Investigation Request/Travel Permit/OBIS Notification, shall be prepared for Inter-unit transfers, and for changes in county of residence with or without a change in Parole Agent.

Upon receipt of a CDC Form 161, Warden's Checkout Order, the information shall be compared with information in the parole unit database. A revised CDC Form 1233 shall be forwarded to regional records if corrections are required.

Custody Cases

A CDC Form 1233 shall not be used to transfer cases in local custody. Transfer of these cases, if necessary, shall occur after the parolee's release from custody. A CDC Form 1233 shall be used at that time.

Transfer to Interstate Unit

Upon parolee's transfer to the Interstate Unit, the CDC Form 1233-A, Interstate Compact Form 1, Transfer Investigation, Request/Travel Permit, shall show the new state of residence. If the parolee later transfers to another state (e.g., Utah to Colorado), a new CDC Form 1233-A shall be prepared, noting the new state of residence. If the case returns to California, the CDC Form 1233-A shall show the parole unit and new county of residence.

Deportation Cases

If a parolee is deported, but not discharged by the BPT, the case shall be transferred to the appropriate Regional United States Immigration and Naturalization Service Unit utilizing a CDC Form 1233.

81090.4 Caseload Count Policy

A case shall be included on the active count as of:

- The date the CDC Form 611-C, Civil Addict Release Program Study, reaches the unit office.
- The date that a felon parolee, civil addict parolee, or releasee is released from a CDCR institution/facility following a period of revocation, new commitment, commitment to CRC, or a 90-day diagnostic study.
 - A releasee or civil addict parolee ordered returned for limited placement remains on the active count.
 - A parolee (on nonsuspended status) ordered returned to custody by the BPH for placement in a Substance Abuse Treatment Control or Substance Abuse Treatment Unit shall remain on active count.
- The date the suspended PAL, civil addict parolee, or suspended Releasee-at-Large releasee is located in California.

- PALs that are deemed High Control shall remain on the active count for the entire time they are at large.
- The date the suspended felon, civil addict parolee, or releasee was located outside of California is ordered reinstated or continued on parole.
- The date the case file is received on transfer. (If a transfer occurs after the 25th of any month, it shall be dated effective the first of following month.)
- The date noted on CDC Form 1538, Interstate Cooperative Case Opening/Closing Notice, as the opening date.
- The date a PAL who is arrested out-of-state waives extradition and is available to California.

Cases shall be taken off the count as of:

- The date the felon, civil addict parolee, or releasee is returned to a CDCR institution/facility to serve a revocation term, 90-day diagnostic study, commitment to CRC, or a new commitment.
- The effective date of discharge.
- The date of BPHs or NAEA's action to suspend a felon parolee, releasee, or civil addict parolee on outpatient status.
- The date on a death certificate indicating a parolee, releasee, or civil addict parolee's date of death.
- The date of transfer as listed on the CDC Form 1233. (If a transfer occurs after the 25th of any month, the effective date is the first of the following month.)
- The date noted on a CDC Form 1538 as the closing date.
- The date the Minute Order was issued by the court of commitment on discharge and field exclusion cases.

81090.5 Caseload Roster Policy

Each field Parole Agent shall maintain a current roster of all assigned cases on a Caseload Roster. The roster shall be submitted to the unit supervisor for review by the last working day of each month. All rosters shall include:

- Preparole inmates' or parolees' names and CDC identification numbers.
- Supervision category and point value assigned to each case.
- Compliance with case contact and supervision and other case requirements.
- Additional information as required by unit supervisor (e.g., case contact dates, testing dates, employment status, custody status etc.).

81090.5.1 Caseload Roster Procedures

Parole Agent

Maintains current caseload roster of all assigned cases.

(Last Working Day of Month)

Reviews caseload roster for accuracy and submits roster to unit supervisor for review.

81090.6 Field File Policy

All case material shall be filed chronologically in the Field File with the current material on top. Filing shall be two sided with materials distributed as follows:

Left Side of Folder (Bottom to Top)

- Photo packet (taped to back cover).
- CDCR Form 1515, Notice and Conditions of Parole.
- Any special instructions.
- Initial Interview/Transfer Form.
- Memoranda.
- Other letters regarding parolee.
- Monthly Report Forms.
- Referral and transfer material.
- Registration Form.
- Record of Supervision materials.
- Testing Records.
- Referral Forms.
- Other current miscellaneous.

Right Side of Folder (Bottom to Top)

- Confidential Folder shall be attached to the inside back cover of file. For additional information refer to DOM §§ 86050.2 and 86080.9.
- CDC Form 174, Probation Officer Report.
- CDC Form 188, Legal Status Summary.
- Reentry materials. (Chronos, summaries, case conferences, CDC Forms 115, Report of Rules Violation.)
- CDC Form 611, Release Program Study.
- Board Reports.
- Activity Reports.
- POC Evaluations.
- DAPO actions.
- Official Board Minutes.
- CDC Form 1244, Parole Violation Dispositions (including BPH).
- Any other legal forms.

81090.7 Discharged Parolee Face Sheet Retention Policy/Procedures Policy

The Face Sheet of a discharged parolee shall be retained in a unit office file for a minimum period of one year.

Parole Agent Procedures

Attaches most current picture of parolee to the Face Sheet

Reviews the Face Sheet to ensure the following information is included:

- Last known address.
- Last place of employment.
- All collateral sources with addresses and phone numbers.
- CI&I.
- FBI, Social Security, and driver license number.
- Registration requirement(s) and date(s) of compliance.
- Special condition(s) of parole (if applicable).
- Description and license plate number of parolee's current automobile.

81090.8 Field File Disposition Policy

When a case is closed by reason of discharge or death, the Field File shall be retained for 120 days and then destroyed by burning or shredding. Field Files for parolees returned with a new commitment shall be destroyed after the face sheet and activity report (Closing Summary) have been removed. The Closing Summary shall be forwarded to regional records.

81090.9 Parole Agent Field Book Policy

The Parole Agent shall maintain a Face Sheet and CDC Form 1650-D, Record of Supervision (DAPO), for each assigned felon and civil addict case. Information contained in these records shall be current and legible.

Parole Agents shall record the following information on the CDC Form 1650-D:

- Name of the person contacted.
- Location of contact.
- Date (including year).
- Beginning and ending time of contact.
- Signature or initials at the end of the entry.

Recording this information as well as other essential case information is important as Parole Agents are called upon to testify in court as well as to appear routinely at revocation hearings. This information is also vital as an operational and safety tool in planning field contacts.

81090.9.1 Parole Agent Field Book Procedures (upon receipt of preparole referral)

Clerical Staff

Obtains accurate and current information from the preparole packet and enters it into the database. Prints out Face Sheet from parole unit database.

Parole Agent (At Time of Initial Interview)

Attaches current photographs to the Face Sheet.

Updates the Face Sheet information as needed.

Completes CDC Form 1650-D.

81090.10 Revisions

The Director, DAPO, or his/her designee shall be responsible for ensuring that the contents of this Article are kept current and accurate.

81090.11 References

BPH Rules.

DOM §§ 84100, 84110, 86050, and 86.

ARTICLE 10 — CIVIL ADDICT RELEASE POLICY

Effective August 30, 1989

82010 Introduction

The Civil Addict Outpatient/Parole Program provides supervision, control and support in a community setting to individuals who are either addicted or in imminent danger of becoming addicted to controlled substances. It includes job and school placement, limited financial assistance and family and individual counseling referrals. Behavior controls provided are anti-narcotic testing, field supervision or return to the institution. Anti-narcotic testing also has a positive effect as proof that the person has avoided relapse to substance abuse. Obeying laws and otherwise meeting the conditions of release or parole makes the outpatient/parolee aware of a responsibility to do more than avoid drug use to complete the program. The civil addict program is designed to develop a sense of personal responsibility and the necessary internal controls to avoid substance abuse.

82010.1 Categories of Civil Addict Commitments

Civil addicts committed pursuant to W&I 3051, whose commitment offense occurred prior to July 29, 1980, and whose cases were reviewed under the In Re Morales decision and sentenced to their underlying criminal offense and retained in the Civil Addict Program: the term of these civil addict commitments is in accordance with the determinate sentence law.

Civil addicts committed pursuant to W&I 3051 whose commitment offense occurred on or after July 29, 1980 and before September 17, 1981 (SB 1878 cases): the term of these civil addict commitments is in accordance with the determinate sentence law.

- When the custody or program expiration date has been reached for a civil addict in either category above, the individual shall be referred to the criminal court for further proceedings. The court may either discharge or order execution of the criminal sentence, including placement on felon parole under the jurisdiction of the BPT.
- If the criminal court places the defendant on felon parole for further supervision, parole supervision will be in compliance with felon procedures included in DOM.

Civil addicts committed pursuant to W&I 3051 whose commitment offense occurred on or after September 17, 1981:

- When the custody or program expiration date has been reached for one of these cases, the civil addict shall be released or placed on civil addict parole under the jurisdiction of the NAEA and subject to its conditions. These persons are civil addict parolees and are subject to NAEA procedures.

Civil addicts committed pursuant to W&I 3050 (misdemeanor commitments) whose commitment offense occurred on or after July 29, 1980:

- The maximum term for these cases is 16 months. They must be returned to the committing court upon expiration of the commitment.

Civil addicts committed pursuant to W&I 3100 or 3100.6: An outpatient committed to the Civil Addict Program before July 29, 1980, who has not discharged prior to the maximum discharge date (2-1/2 years for those committed under Section 3100 or 7 years for those committed under Section 3100.6) shall be discharged by the Director of Corrections in accordance with W&I 3201(b). A civil addict committed to the Civil Addict Program after July 29, 1980, who has not been discharged prior to the maximum 12-month discharge date, whether committed under W&I 3100 or 3100.6, shall be discharged by the Director in accordance with W&I 3201(b).

82010.2 Initial Field Study Policy

CDC Form 1521, Initial Field Study shall be requested when there are questions concerning the newly committed inpatient's suitability for the Civil Addict Program. The request for an Initial Field Study shall specify the data needed, the law enforcement agency investigating the questioned behavior and the area of behavior needing investigation such as:

- Excessive criminality, listing the charge, date of arrest and conviction.
- Narcotic sales.
- Violence.
- Sexual aberration.

The contents of Initial Field Studies are subject to subpoena and review by a court.

82010.2.1 Initial Field Study Procedures**CRC Staff**

Initiates request for Initial Field Study.

Sends Initial Field Study request to unit supervising area where behavior under investigation occurred.

Unit Supervisor

Reviews Initial Field Study request for appropriate area of concern.

Assigns Initial Field Study to Parole Agent for investigation and report.

Parole Agent

Determines information needed and source of information.

Interviews appropriate persons and secures available documents.

Prepares report on CDC Form 1521.

Submits Initial Field Study to unit supervisor for review.

Unit Supervisor

Reviews and signs approved Initial Field Study.

Parole Agent (Within 15 Days) from Receipt of Study Request)

Forwards Initial Field Study to originator.

82010.3 Civil Addict Temporary Community Leave (TCL) Policy

A TCL is the release of a resident from CRC to the community for a specific period of time. The W&I provides for temporary leaves for eligible CRC residents to the community for a period not to exceed three days. Any TCL granted to a resident requires concurrence of the unit supervisor of the resident's assigned parole unit. A TCL may be initiated by the Parole Agent or institution staff. The resident is responsible for all costs of the TCL and may use release funds for this purpose. All destinations and travel routes shall be within the state.

A TCL may be authorized for any of the following reasons:

- Employment interview.
- Registration in school or vocational program.
- Finalizing residential arrangements.
- Taking scheduled employment examinations.
- Obtaining necessary licenses.
- Handling other matters related to release.
- Emergency family visits.
- Other appropriate reasons approved by departmental staff.

82010.3.1 Civil Addict Temporary Community Leave Procedures**Institution Staff**

Determines appropriate length of TCL.

Determines all destinations and travel routes within California.

Determines resident has sufficient funds for TCL.

Completes CDC Form 601, Temporary Community Leave Request.

82010.4 Civil Addict Parole/Release Policy

Outpatients committed to the Civil Addict Program (W&I 3051) for an offense committed on or after September 17, 1981, shall be placed on civil addict parole under NAEA jurisdiction if not discharged prior to their maximum discharge date. The statutory maximum discharge date is the end of the maximum term imposed by the committing court, which may be the expiration of custody period or expiration of program period. These individuals will not be referred back to the committing court until such time as they have been discharged by NAEA or reach maximum parole period, which is three years plus any time spent in custody up to one year.

82010.5 Civil Addict Parole/Release Procedures**Regional Records Staff (60 Days Prior to Expiration of Maximum Term of Commitment)**

Initiates parole unit of pending maximum term of commitment.

Parole Agent (At Least 30 Days Prior to Expiration of Civil Addict Commitment)

Prepares and forwards case summary to regional records.

Regional Records Staff (Upon Receipt of Case Summary)

Stamps outside of C-File and face of cumulative case summary with "Civil Addict Parolee".

Parole Agent (30 Days Prior to Change in Status)

Notifies civil addict of change from outpatient to parole status.

Provides civil addict with copy of NAEA Conditions of Parole, CDC Form 919.

- Any special conditions of release in effect shall be added to conditions of parole.

Civil Addict Parolee

Reviews conditions of parole and signs form.

Parole Agent

Forwards original signed copy of CDC Form 919 to regional records.

Unit Clerical Staff

Stamps unit case file and face of cumulative case summary with "Civil Addict Parolee".

82010.6 Civil Addict Rerelease Policy

A releasee or civil addict parolee who has been returned to CRC by the NAEA may be rereferred to outpatient or civil addict parole status by institution staff when confinement and program objectives have been accomplished.

The Release Study Program (RPS) procedure will be utilized for release program investigation and verification by field staff. The rerelease date will be determined by the NAEA at a release hearing.

82010.7 Civil Addict Release Program Study Procedures**Institution Staff**

Prepares RPS package consisting of:

- Two copies of CDC Form 611-C, Release Program Study (RPS), with Section A filled out.
- One copy of Cumulative Case Summary and POR.
- Three photos.

(30 Days Before Scheduled NAEA Release Hearing or Expiration of Custody or Program Period)

Sends CDC Form 611-C to appropriate region.

Regional Screening Agent

Reviews case for compliance with county of commitment requirements.

Forwards CDC Form 611-C to appropriate unit office.

Reviews and assigns case to Parole Agent.

Parole Agent

Reviews case.

Investigates proposed program.

Checks residence for:

- Size of home and type of neighborhood.
- Ages, occupations and relationship of others in home to releasee or civil addict parolee.
- Possible financial support for releasee or civil addict parolee.

Informs significant person at the residence of the limits to be placed on the releasee or civil addict parolee.

Checks employment, training or education program.

Checks appropriate box on Release Program Study regarding whether:

- Release plan approved.
- Release plan is not approved.
- Release plan is altered and if so explains how altered.

Determines disposition of release funds.

- Determines mode of transportation and reporting instructions.
- Determines if delay in reporting for initial interview is appropriate.

(Within 21 Days of Receipt of CDC Form 611-C)

Submits completed CDC Form 611-C through the unit supervisor.

Unit Supervisor

Reviews CDC Form 611-C.

Signs approved CDC Form 611-C and forwards to institution.

82010.8 Limited Placement Release Procedures**Correctional Counselor (Within 30 Days of Case's Arrival at CRC)**

Contacts Parole Agent regarding limited placement program.

If Classification Committee concurs with program recommendation of Parole Agent and counselor, sends one copy of CDC Form 1139, Limited Placement Classification/Referral Summary to Parole Agent.

Prepares certification folder and schedules case to appear before the NAEA.

Classification Committee

Prepares a CDC Form 128-G if recommending denial for limited placement, stating reasons for denial (Civil addict may appeal classification).

82010.9 Transfer of Civil Addict Release Program Study Policy

Under some circumstances, a resident will need to change the proposed release program. In evaluating such changes, the criteria required for release to county of commitment shall prevail.

82010.9.1 Transfer of Civil Addict Release Program Study Procedures**CRC Staff**

Reviews requested change for compliance with county of commitment policy.

Follows procedure if request complies with county of commitment policy, or informs resident that request will not be honored and resident will be required to go to original program.

Telephones regional reentry coordinator and advises of proposed new program.

Regional Reentry Coordinator (Sending Region)

Reviews proposed program change for compliance with county of commitment requirements.

Telephones regional reentry coordinator of region receiving case and forwards CDC Form 611-C.

Regional Reentry Coordinator (Within 3 Days of Receipt of CDC Form 611-C)

Requests unit that supervises area to investigate proposed program.

Unit Supervisor (Receiving Unit)

Reviews case and new program for compliance with county of commitment requirements.

Assigns case to Parole Agent to complete preparole investigation.

Parole Agent (Receiving Unit)

Conducts prerelease or parole investigation.

Unit Supervisor (Receiving Unit Within 21 Days of Receipt of CDC Form 611-C)

Reviews and signs CDC Form 611-C and forwards to institution.

82010.10 Revisions

The Deputy Director, P&CSD shall ensure the accuracy and completeness of this manual section.

82010.11 References

W&I §§ 3051, 3100, 3100.6, 3201(b), 3311.

CCR (15) (3) § 3082.

PC § 6254.

ARTICLE 11 — CONDITIONS OF RELEASE, PAROLE, AND NAEA APPEALS

Effective August 23, 1989

82020.1 Policy

All general and special conditions of release and parole are imposed by the NAEA. CDC Form 1515-L, Notice and Conditions of Release will be given to individuals released to outpatient status. CDC Form 919, Notice and Conditions of Parole will be given to individuals released on parole under NAEA jurisdiction. The notices and conditions are not contracts but a means of informing releasees or parolees of specific rules governing their behavior.

82020.2 Imposing Special Conditions of Release or Civil Addict Parole Prior to Outpatient or Civil Addict Parole Policy

The NAEA may impose any special conditions of release or parole at release or parole hearing. Special conditions will be typed in the appropriate sections of CDC Form 1515-L or CDC Form 919 by institution staff, be given to the resident prior to release or parole, and signed by inmate.

82020.2.1 Additions or Removal of Special Conditions of Release or Parole Procedures**Parole Agent**

Prepares and submits report to NAEA to add or remove special conditions of release or civil addict parole. Reasons for adding or removing special conditions will be documented in report to NAEA.

Unit Supervisor

Reviews recommendation and concurs or submits difference of opinion.

Forwards to NAEA.

82020.3 Appeals of Special Conditions of Release or Parole Policy

A resident, inpatient, releasee, outpatient, civil addict parolee, or parole violator may appeal any special condition of release or parole. The filing of an appeal will not delay implementation of any condition of release or parole. General conditions of release or parole cannot be appealed.

82020.4 Special Civil Addict Instructions Policy

The Parole Agent may impose special instructions or outline behavioral expectations designed to improve a releasee's or civil addict parolee's adjustment to outpatient or parole status. Any special instruction to remain in effect for more than seven days must be given to the releasee or civil addict parolee in writing. Any special instruction that is to remain in effect for more than 30 days must be submitted to NAEA as a special condition.

82020.5 NAEA Appeals Policy

Any person under jurisdiction of NAEA may appeal any NAEA action. NAEA appeal forms, CDC Form 817, will be available to releasees or civil addict parolees at each parole office. Individuals may obtain assistance in filing an appeal.

82020.6 Revisions

The Deputy Director, Parole and Community Services shall ensure the accuracy of this section.

82020.7 References

CCR (15) (5) §§ 5302, 5303, 5312, 5313, and 5400.
W&I § 3102 (c).

ARTICLE 12 — VIOLATIONS*

Effective September 22, 1992

Not Cleared For Statewide Use

82030.1 Policy

The P&CSD shall cooperate with other law enforcement agencies regarding the use of releasees or civil addict parolees as informers whenever feasible.

82030.2 Use of Releasees and Civil Addict Parolees as Informers Procedures

Advises the requesting law enforcement agency to submit a written request signed by a person in authority within the agency.

Ensures the request contains the following specific information:

Parole Agent

- Activity in which releasee or civil addict parolee shall be involved.
- Duration of activity.
- Scope of the activity.
- Travel from area involved in activity.

Contacts releasee or civil addict parolee and determines the following:

- If releasee or civil addict parolee wishes to act as an informer.
- If releasee or civil addict parolee knows the potential danger involved.

Informs releasee or civil addict parolee that supervision shall continue and all violations reported to the NAEA for action.

Reviews case with unit supervisor.

Unit Supervisor and Parole Agent

Evaluates request to determine if potential benefit of releasee or civil addict parolee acting as an informer will clearly exceed the threat the releasee or civil addict parolee represents to the community while acting as an informer.

Prepares specific plan of supervision including anti-narcotic testing to be followed while releasee or civil addict parolee is in informer status.

Parole Agent

Prepares written report to NAEA.

Places law enforcement agency letter of request, written case review, and report to NAEA in envelope marked "confidential."

All documents dealing with releasee/civil addict parolee informer status shall be marked "confidential" and processed per instructions on handling confidential documents.

Submits entire package through the unit supervisor to the NAEA for review and decision.

Advises the releasee/civil addict parolee and the law enforcement agency of the action taken by the NAEA.

Releases the hold if appropriate.

82030.3 Civil Addict Out-of-State Supervision Policy

Revised April 29, 1993

The Civil Addict Program does not come under the provisions of the Interstate Compact Agreement. Therefore, supervision of a releasee/civil addict parolee outside California shall be arranged on a case-by-case basis and requires NAEA approval of the arrangements for supervision.

The NAEA requires the following information for consideration of supervision outside of California:

- There must be a compelling reason or advantage connected with the releasee's/civil addict parolee's program outside of California.
- The releasee/civil addict parolee must have a verifiable residential address and the names of the other persons residing there must be verified to the NAEA and Agent of Record (AOR).
- The releasee/civil addict parolee must have a verifiable offer of employment or a verifiable training or educational program.
- Arrangements must be made with a law enforcement official (preferably a Parole Agent; local health officials shall not be utilized) in the other state who shall:
 - Obtain urine samples from releasee/civil addict parolee as required by the NAEA.
 - Maintain regular personal contact with the releasee/civil addict parolee.
 - Submit regular reports to the AOR outlining the releasee's/civil addict parolee's behavior and status.

The releasee/civil addict parolee who wishes to be supervised out of state shall be required to make all of the above necessary arrangements.

If the individual is in inpatient status, the arrangements for out-of-state supervision shall be merged into a CDC Form 611, Request for Parole Supervision, by the Correctional Counselor and sent to the supervising parole unit AOR. Upon receipt of the arrangements, the AOR shall verify all of the above out-of-state NAEA supervision proposals. The AOR shall be required to obtain written verification of the above details to be reviewed and approved by the NAEA through the C&PR at the California Rehabilitation Center. If the individual is on outpatient/civil addict parole, the agent, after verifying the arrangements, will prepare a report to the Board requesting approval for out-of-state supervision.

If the out-of-state plan is approved by the NAEA, the AOR shall maintain direct (independent of the Interstate Parole Unit) NAEA prescribed contact with the supervising out-of-state law enforcement agency/person. Special contact shall be defined on a case-by-case basis.

82030.4 Mentally Disturbed Releasees or Civil Addict Parolees Policy

Revised April 29, 1993

Parole agents may have releasees/civil addict parolees under supervision who have psychiatric problems that shall require assessment, monitoring, and treatment. Effective psychiatric case supervision must include the cooperation of the Parole Agent, POC staff, and the other related mental health treatment staff who provide services and facilities.

82030.5 Supervising Mentally Disturbed Releasee or Civil Addict Parolee Procedures

Revised April 29, 1993

Parole Agent

Reviews the case information for:

- History of psychiatric problems.
- Antipsychotic medications prescribed for releasee/civil addict parolee.

Observes releasee/civil addict parolee for any current symptoms of mental illness.

Reviews with unit supervisor any case with a history of psychiatric problems, anti-psychotic medications, or current behavior that indicates psychiatric problems.

Refers to POC for evaluation and treatment if appropriate.

Confers with POC clinician to coordinate treatment.

82030.6 Civil Addict Participation in Methadone Maintenance Program Policy*Revised April 29, 1993*

A releasee/civil addict parolee may participate in a methadone maintenance program with approval of P&CSD staff and the NAEA. The decision to approve a releasee's/civil addict parolee's participation in a methadone maintenance program shall be on a case-by-case basis. The following criteria shall be met:

- Releasee/civil addict parolee shall be at least 21 years of age.
- Releasee/civil addict parolee shall have documented history of opiate use of at least five years.
- Releasee/civil addict parolee shall have at least one prior medically supervised detoxification and at least one prior return to inpatient status.
- Releasee/civil addict parolee has not applied for admission or is not registered in another methadone program.
- Releasee/civil addict parolee shall not be pregnant nor shall treatment be continued on any participant who becomes pregnant unless it is determined and recorded in her outpatient's record that:
 - She is medically able to participate in the program.
 - She is under care of a physician for pregnancy.
 - The physician is informed of her participation in the program.
- Releasee/civil addict parolee signs a release of information that directs program staff to provide P&CSD with program test results.
- The releasee/civil addict parolee is capable of paying for the program through legitimate means.
- P&CSD staff shall cooperate with methadone maintenance programs and maintain regular contact with program staff. The Parole Agent shall obtain a copy of all test results from methadone maintenance program staff. Test results showing positive or illegal drug use shall be reported to the NAEA by the unit supervisor.
- A releasee/civil addict parolee accepted into a methadone maintenance program shall not drive a motor vehicle during the program stabilization phase (approximately the first two weeks). The local office of the DMV shall be notified of the name of each releasee/civil addict parolee accepted into a methadone maintenance program.

82030.7 Civil Addict Methadone Maintenance Program Procedures*Revised April 29, 1993***Parole Agent**

Informs the releasee/civil addict parolee of the following:

- Nature and purpose of methadone.
- Addicting quality of drug.
- Hazards and risks involved in methadone treatment.
- Participant's responsibility to program and program's responsibility to the participant.
- Voluntary nature of participation in program.
- Program's possible use of urinalysis test for evidence of participant's use of heroin or other drugs.
- Program's right to terminate a person's participation at any time without penalty.
- Participant's right to a humane procedure of withdrawal from methadone.

Notifies the DMV of releasee/civil addict parolee's acceptance into methadone maintenance program and notifies individual if DMV revokes driver's license.

82030.8 Revisions*Revised April 29, 1993*

The Deputy Director, P&CSD, or designee shall be responsible for ensuring that the contents of this section are kept current and accurate.

82030.9 References*Revised April 29, 1993*

CCR (15) (5) §§ 5320 - 5323, 5325, and 5370.

W&I § 3154.

ARTICLE 13 — ARREST, SEARCH, AND SEIZURE**Effective August 28, 1989***Not Cleared For Statewide Use****82040.1 Civil Addict Release/Parolee Hold Policy**

Initial decision to place a hold may be made by the Parole Agent, but whenever possible the decision to place a hold shall be made after conferring with the unit supervisor. The hold shall be reviewed with the unit supervisor within four (4) days of placing the hold.

Hold Decision

The hold decision is independent of any court decision to release a releasee or civil addict parolee on bail or on their own recognizance (OR). However, a W&I 3151 hold shall not be placed without prior supervisory approval if releasee or civil addict parolee has been released on bail or on OR. If a releasee or civil addict parolee is rearrested by parole staff following release on bail or, the agent or unit supervisor shall give written notification to the court which granted bail or release on OR and explain reasons for placing a W&I 3151 hold.

When a releasee or civil addict parolee in suspended status is located as a result of an arrest on criminal charges, the Parole Agent will immediately evaluate the criminal conduct in relation to criteria for placement of a hold. If individual circumstances cause the Parole Agent to believe a W&I 3151 hold is not required, the agent will immediately review the situation with the unit supervisor and call a NAEA member for oral authorization to remove the hold pending submission of a written report to the NAEA.

Absconder

An absconder [parolee or releasee-at-large (PAL or RAL)] not involved in behavior or criminality which must be reported to the NAEA, and who reports to a parole unit voluntarily, need not necessarily be placed in custody, nor must a W&I 3151 hold be filed. The Parole Agent will review the case with the unit supervisor to determine whether to place a hold. Reasons for the decision will be documented on a full Violation Report to be submitted to the NAEA within fifteen (15) days.

Suspected of Violating Conditions

A releasee or civil addict parolee suspected of violating conditions of release or parole may be arrested and detained under W&I 3151 if the person:

- Is a danger to self.
- Is a danger to a person or the property of another.
- May abscond.

Factors to Consider

The following factors shall be considered in placing a hold:

- Emotional or mental health of releasee or civil addict parolee.
- Presence and extent of drug or alcohol abuse.
- Seriousness of alleged violation.
- Prior instances of assaultive behavior.
- Involvement in transportation, sale, distribution or use of narcotics or dangerous drugs.
- Present threats of violence.
- Record of escapes from custody or absconding from supervision.
- Employment history and stability.
- Residential pattern.

Hold Removal

Releasees or civil addict parolees in custody pending adjudication of local charges or serving a jail sentence may have the hold removed when NAEA:

- Approves the removal.
- Has reviewed case and has ordered reinstatement to outpatient or parole status.

When a decision has been made to continue on outpatient or parole status (or reinstate on outpatient or parole status), or outpatient or parolee is found not guilty of a violation, the hold shall be removed the same day as the NAEA's action.

Lengthy Jail Sentence

When a releasee or civil addict parolee is serving a lengthy jail sentence, immediate return to a treatment setting is important. The Parole Agent will make every effort to return the releasee of civil addict parolee to CRC under provision of PC 3081. If a court denies a request to return to CRC under PC 3081 after the

NAEA has taken an action to return the individual, a Supplemental Report shall be submitted to the NAEA so members can consider the feasibility of rescinding the return order of reinstating releasee or civil addict parolee upon expiration of the jail sentence.

Our Hold Only

A W&I 3151 hold (our hold only) shall not exceed five (5) days without NAEA approval. An NAEA member may grant an oral order of return, oral order of release or instruct P&CSD staff to maintain the hold pending a full report on the next available calendar.

82040.1.1 Civil Addict Releasee/Parolee Hold Procedures (Criminal Charges Pending)

Parole Agent (As Soon as Possible)

Contacts Regional Records to verify legal status of individual.

Parole Agent and Unit Supervisor

Review W&I 3151 hold to determine recommendation for disposition.

Parole Agent (Prior to Preliminary Hearing)

Notifies outpatient/parolee by Activity Report of reasons for retaining hold. Informs outpatient or civil addict parolee of right to appeal by copy of CDC Form 602.

Serves outpatient/parolee with CDC Form 1085, Notice to Outpatient/Civil Addict Parolee Pending Prosecution.

Sends one copy of CDC Form 1085 to CALPU, one copy to outpatient/parolee and retains one copy in the field file.

Conducts investigation and prepares and submits Violation Report to unit supervisor.

If CDC Form 1085 has not been served prior to preliminary, serves individual with CDC Form 1086-P, Notice of Rights and Pre-return Hearing and CDC Form 1087-P, Pre-Return Hearing Request Waiver.

Unit Supervisor

Reviews and signs violation report and forwards to NAEA by Regional Records.

Parole Agent (Within 120 Days of Hold)

If charges have not been adjudicated, serves individual with CDC Form 1086-P, Notice of Rights at Pre-Return Hearing and CDC Form 1087-P, Pre-return Hearing Request/Waiver.

- If a prereturn hearing is waived, Parole Agent distributes these forms as required on each form.
- If a prereturn hearing is requested, CDC Form 1088, Request for Attorney and Consent for CDC Form 1089-4, Attorney of Record to Examine Records will be completed.
- Completes CDC Form 1090, Witness Determination Summary.
- If subject requests an attorney, CDC Forms 1089-1, Review of Request for Attorney, 1089-2, 1089-3, and 1089-4 must be completed by CALPU.
- Sends original copies of CDC Forms 1086-P, 1087-P, 1088, 1089-4, and 1090 together with a copy of CDC Form 1521, Violation Report to CALPU.

If subject has not been served CDC Form 1085, Notice To Outpatient/Parolee Pending Prosecution, prior to the preliminary hearing, the CDC Form 1086-P, Notice of Rights to Pre-return Hearing, must be served within 30 days of their arrest by the Parole Agent.

(Within 30 Days Following Hold)

If individual requests additional time to make a decision, completes the CDC Form 1092, Acknowledgement of Receipt of Notice of Rights.

- Contacts the individual again in seven days to determine whether the person wants a prereturn hearing.

If individual waives pre-return hearing, distributes copies of CDC Forms 1086-P and 1087-P as indicated in the upper right-hand corner of the forms.

If a pre-return hearing is requested, completes CDC Form 1088, Request for Attorney and if witnesses are requested completes CDC Form 1090, Witness Determination summary. If attorney is requested completes Consent for CDC Form 1089-4, Attorney of Record to Examine Records.

- Distributes copies of prereturn package as indicated in the upper right-hand corner of the forms, and includes copy of CDC Form 1521, with the original copies being sent to the Civil Addict LPU.

- Notifies the Civil Addict LPU at CRC of individual's desire to have a prereturn hearing.

82040.1.2 Civil Addict Releasee/Parolee Hold Procedures (Misdemeanor Charges Pending or Felony by Indictment)

Parole Agent (Prior to Placement of Hold)

Contacts Regional Records to verify legal status of individual.

Parole Agent and Unit Supervisor (Without Delay)

Review of W&I 3151 hold to determine recommendation for disposition.

Parole Agent (Prior to Court Disposition)

Notifies outpatient/parolee of reasons for retaining hold by Activity Report.

- Serves outpatient/parolee with CDC Form 1085.
- Informs outpatient/civil addict parolee of right to appeal by copy of CDC Form 602.
- Provides assistance in filing appeal, if necessary.
- Distributes CDC Form 1085 as indicated on the upper right-hand corner of the form.

[Within Six (6) Days of Hold]

Conducts investigation and prepares and submits Violation Report by Regional Records to NAEA for "Defer Pending Adjudication Action".

[Within Thirty (30) Days Following Hold]

If charges have not been adjudicated serves individual with CDC Form 1086-P and CDC Form 1087-P. Sends one copy to CALPU.

If individual requests additional time to make a decision, Parole Agent completes the CDC Form 1092, Acknowledgement of Receipt of Notice of Rights.

- Contacts the individual again in seven (7) days to determine whether the person wants a prereturn hearing.

If the individual waives pre-return hearing, distributes copies of CDC Forms 1086-P and 1087-P as indicated in the upper right-hand corner of the forms.

If a pre-return hearing is requested completes CDC Form 1088, and if witnesses are requested, completes CDC Form 1090. If attorney is requested completes Consent for CDC Form 1089-4.

PA then distributes copies of pre-return package as indicated in the upper right-hand corner of the forms, and includes a copy of the CDC Form 1521, with the original copies being sent to the Civil Addict LPU.

Notifies the Civil Addict LPU at CRC of individual's desire to have a pre-return hearing.

Civil Addict LPU (Upon Receipt of Prereturn Forms)

Obtains copy of the Cumulative Case Summary for Region Records.

Evaluates individual's request and completes the CDC Form 1089-1, 1089-2, and 1089-3, if an attorney is requested.

Completes Notice of Date, Time and Place of Hearing, CDC Form 1091.

Sends copy of CDC form 1091 to individual(s) by the Parole Agent and notifies the agent as to whether their attendance at the hearing is required.

Notifies adverse witnesses who have been approved to attend the hearing of the date, time, and place of hearing in writing.

Notifies the attorney in writing of date, time and place of hearing and sends a copy of the Violation Report and a copy of the billing instructions, if an attorney has been approved.

Parole Agent (Without Delay)

Notifies individual of date, time and place of hearing by CDC Form 1091.

Attends hearing if requested to attend by the Civil Addict LPU.

Conducts the hearing.

82040.1.3 Civil Addict Releasee/Parolee Hold Procedures (No Criminal Charges Pending)

Parole Agent (Prior to Placement of Hold)

Contacts Region Records to verify legal status of individual.

(Within Five Days of Hold)

Prepares Violation Report.

Unit Supervisor and Parole Agent (Without Delay)

Review violation to determine recommendation for disposition.

Unit Supervisor (Without Delay)

Obtains Oral Order of Return from NAEA Board Member if return to California Rehabilitation Center is appropriate.

Parole Agent (Prior to Transportation to CRC)

Conducts investigation and prepares and submits Violation Report by Regional Records to NAEA. Sends one copy to CALPU.

Serves releasee or civil addict parolee with a copy of Violation Report and "Olsenized" arrest and crime reports.

Civil Addict LPU (CALPU) (Following Subject's Arrival at CRC)

Interviews individual.

Serves individual with Notice of Rights to Return Hearing, CDC Form 1086-R, and Return Hearing Request/Waiver, CDC Form 1087-R.

Completes the CDC Form 1092, and distributes as indicated, if individual requests additional time to make a decision.

Distributes copies of CDC Form 1086-R and 1087-R as indicated, if individual waives return hearing.

Completes CDC Form 1088, and if witnesses are requested, completes CDC Form 1090, if a return hearing is requested. Completes CDC Form 1089-4, if attorney is requested.

- Distributes copies of return package as indicated, and includes copy of CDC Form 1521. Sends original forms to the Civil Addict LPU.

Evaluates individual's request and completes the CDC Forms 1089-1, 1089-2 and 1089-3, if attorney is requested.

Schedules date for hearing.

Notifies parole unit if additional documents or witnesses are requested.

Completes CDC Form 1091.

Sends copy of CDC Form 1091 to individual and notifies the agent if attendance at hearing is required.

Notifies adverse and friendly witnesses who have been approved to attend hearing of the date, time and place of hearing in writing.

Notifies the attorney in writing of the date, time and place of hearing and sends a copy of the Violation Report and copy of the billing instructions, if an attorney has been approved.

Parole Agent (Following Subject's Arrival at CRC)

Attends hearing if requested to attend by the Civil Addict LPU.

Assists in transportation of adverse witnesses if necessary.

CALPU

Conducts hearing.

82040.2 Civil Addict Tracking Custody Time Policy

The unit supervisor shall assure the custody time for civil addicts under W&I 3151 parole hold is tracked and reported to regional records for:

- Persons committed to the Civil Addict Program for a crime that occurred on or after July 29, 1980;
- Persons committed for a crime that occurred before July 29, 1980, whose cases were reviewed In re Morales.

82040.2.1 Civil Addict Tracking Custody Time Procedures

Regional Records Staff (Within Ten Days of Receipt of C-File)

Completes top half of CDC Form 1140, Civil Addict Custody Notice and forwards copy to parole unit for civil addicts released from CDC.

Parole Agent

Contacts regional case records manager if Civil Addict Custody Form is not received within 30 days of civil addict's release.

Maintains current Civil Addict Custody Form in unit file.

Unit Supervisor (Within one Day of Date of Arrest)

Completes bottom half of Civil Addict Custody Form and attaches form to report being forwarded to regional records.

Regional Records Staff

Enters correct custody expiration date on the CDC Form 112, Chronological History Form.

Unit Supervisor (Within one Day of Civil Addict's Release from Local Custody)

Completes bottom half of Civil Addict Custody Form and forwards form to regional records.

(Prior to Requesting Oral Order of Return)

Determines number of custody days remaining and maximum program expiration date.

- Correct dates will be verified by telephone contact with regional records if civil addict is within 60 days of custody or program expiration date or if current date is not available in field file.

(When Oral Order of Return is Requested)

Notifies NAEA member of custody days remaining and maximum program expiration date.

(Within One Day of a W&I 3151 Hold Placement)

Indicates maximum custody days remaining for civil addict commitments as of date of hold on CDC Form 1653, Arrest/Parole Hold Statistics Form.

(Within 60 Days of Civil Addict Reaching Custody Expiration Date or Program Expiration Date)

Serves individual with CDC Form 919, Conditions of Parole, including special condition of parole, if outpatient is transferred to Civil Addict Parole.

(Upon Civil Addict Reaching Custody Expiration Date or Program Expiration)

Assures hold for civil addict in local custody is removed on custody expiration date.

82040.3 Revisions

The Deputy Director, P&CSD, is responsible for insuring that this section is kept current and accurate.

82040.4 References

CCR (15) (5) §§ 5332-5338.

ARTICLE 14 — CIVIL ADDICT VIOLATIONS

Effective September 8, 1989

82050.1 Policy

A Parole Agent shall submit a written report to the NAEA whenever a releasee or civil addict parolee violates conditions of release or parole.

When an outpatient or civil addict parolee possesses a current prescription for narcotics or drugs, and it has been verified by the Parole Agent, positive urinalysis test for that drug will not be reported to the NAEA.

When an outpatient or civil addict parolee uses someone else's prescription, the circumstances of the use must be reported to the NAEA with appropriate recommendations.

82050.2 NAEA Violation Report Time Limits

All time shall be computed in calendar days unless otherwise specified. If the due date falls on a weekend or holiday, the report must reach appropriate level of review on the next working day. A Violation Report shall be prepared within:

- Six working days following placement of a W&I 3151 hold, if an oral order of return is requested or following discovery of any reportable violation.
- Six working days from placement of a hold in local prosecution cases or discovery of the violation.
- Six working days after locating Releasee-At-Large (RAL) or Parolee-At-Large (PAL) and placing a hold.
- A supplemental report shall be prepared within 15 days following adjudication of charges regardless of outcome.
- Thirty days following the discovery of use of narcotics.
 - Time frame may be extended to 45 days by unit supervisor who shall indicate reasons for the extension in report.
- Fifteen days following discovery that a releasee or civil addict parolee has absconded supervision.
- Time frame may be extended to 30 days by unit supervisor who shall indicate reasons for the extension in report.
- Report may be submitted earlier when it is believed individual is engaged in criminal activities.

82050.3 Civil Addict Activity Report Policy

The Activity Report shall be used to report any arrest, violation of release or civil addict parole or other unusual behavior to the unit supervisor. At the top of the form it shall be clearly shown that the individual is a civil addict parolee or civil addict releasee. Activity Reports shall not be used to report violations to NAEA. Activity Reports may be handwritten, but must be legible.

The only appropriate recommendation on an Activity Report regarding violations is:

- "Defer action for ____ (days) ____ pending further investigation." (Specific reference to areas needing further investigation will be made.)

All Supplemental Activity Reports shall refer to the date of the original report and shall be submitted on or before date specified by unit supervisor.

82050.3.1 Civil Addict Activity Report Time Limits

An Activity Report shall be submitted to unit supervisor within four days from placing a W&I 3151 hold, or from discovery of violation when hold is not placed.

82050.4 Civil Addict Short Form Violation Report Policy

CDC Form 1628-A, Short Form Violation Report shall be used only to report an isolated instance of drug use, missed anti-narcotic test or manipulation of tests. The Short Form Violation Report shall be typed. Only the following recommendation shall be made on this form.

- Suspended-reinstate.
 - Recommendation should reflect date of first clean test following positive or missed test.
- Continue on outpatient or civil addict parole status.

82050.5 Civil Addict Violation Report Format

The format for reporting releasee or civil addict parolee violations on CDC Form 1521, Violation Report shall be:

- Violation Reports on outpatient or civil addict parolees under jurisdiction of the NAEA shall include notation at the top of the first page "Civil Addict Parole" or "Outpatient," whichever applies, and the title of the report (e.g., confirm oral order, supplemental, suspend, reinstate, etc.).
- If applicable, date of arrest, date hold placed and date hold removed.
- Conditions of release or civil addict parole that were violated and general nature of violations.
- Supporting information specifically documenting violations and circumstances surrounding violations.
- Releasee's or civil addict parolee's response to various violations being charged.
- A concise history of releasee's or civil addict parolee's behavior during current outpatient or parole status.
- Reasons Parole Agent is making a recommendation for disposition by the NAEA.
- Parole agent's recommendation.
- All documents, including arrest reports, court dispositions, statements of witnesses and other information which is relevant to the violation.

82050.6 Recommendations to NAEA (Outpatients)

Continue on outpatient status. This recommendation may be made when there are mitigating circumstances or violation was of a minor nature. This action does not affect time credited toward either period of commitment or amount of time required for early discharge consideration.

Suspend-Reinstate. This recommendation may be made when conditions of release have been violated, and releasee's best interests would better be served by retention in the community. This action has the following effects:

- Stops any time accrued toward early discharge consideration.
- Specifies an effective date of reinstatement which starts a new outpatient period toward early discharge consideration.

Suspend-Return. This recommendation may be made when releasee should be returned for the protection of self or community. This action authorizes an outpatient's return to inpatient status pending either good cause finding at a return hearing or outpatient's waiver of right to hearing. This is effective on date of official NAEA action and nullifies all time accrued toward early discharge consideration.

Suspend Releasee-At-Large. This recommendation is appropriate when a releasee is unavailable for supervision. This action nullifies all time accrued toward early discharge consideration and stops time being credited toward expiration of commitment. Date of suspension shall be the date individual was scheduled to report for testing and failed to do so, or date Parole Agent discovers individual absconded, whichever occurs first.

Remove Releasee-At-Large. The action is appropriate when RAL is returned to outpatient supervision, taken into custody, or voluntarily surrenders to CRC staff. This recommendation will always be followed by a request for an additional action; e.g., return to CRC, reinstate in outpatient status. Time elapsed between date suspend/RAL action was taken and removal of RAL status shall be considered "dead time" and shall be added to period of commitment.

Continue or confirm or vacate oral order of ___(date)__. This recommendation will be made when an oral order, which has been granted telephonically by an NAEA member, authorizes outpatient to be retaken. Effective date of action is date oral order was granted. NAEA must take an official action on any oral order that has been granted by an individual NAEA member. NAEA will take one of the following actions:

- Continue the oral order for a subsequent final action under any of following circumstances:
 - A written Violation Report has not been submitted. Region Records will place an NAEA Vote Sheet for continuation of Oral Order pending receipt of Violation Report.
 - Case will be presented at a release hearing within 60 days of releasee's return to CRC (limited placement) by CRC Records.
- NAEA will confirm oral order when it concludes that return to inpatient status is warranted. Date of oral order is the effective date of action.
- NAEA will vacate oral order if, upon review of the Violation Report, return to CRC is not warranted.

Remove or add special condition of release. This recommendation is appropriate to add or remove a special condition of release, or to modify conditions of release. Additional or modified conditions of release become effective when releasee is notified of NAEA action.

Discharge per W&I 3200. This recommendation is made when person, while in outpatient status, has abstained from use of narcotics and otherwise complied with conditions of release for period of time prescribed under W&I 3200.

Rescind or amend previous action taken by NAEA. Only the NAEA may rescind or amend an action previously taken by the NAEA.

Miscellaneous (Specific Action Requested). This recommendation will always be followed by specific reason that action is requested. The reason cited for the action will be determined on a case-by-case basis and when none of the preceding recommendations appear to fit the needs of the case.

82050.7 Recommendations to NAEA (Civil Addict Parolees)

Continue on parole. This recommendation may be made when civil addict parolee has violated conditions of parole or when violation is minor. This action does not affect amount of time required for early discharge consideration.

Suspend-Reinstate on parole. This recommendation may be made when a violation has occurred, but civil addict parolee's best interests would be better served by retention in community. This NAEA action:

- Interrupts consecutiveness of parole status, resulting in forfeiture of any time accrued toward early discharge consideration.
- Specifies effective date of reinstatement which starts a new parole period toward early discharge consideration.

Suspend-Return. This recommendation may be made when a violation has occurred and civil addict parolee should be returned for protection of self and community. This NAEA action authorizes a parolee's return to CRC. This action is effective on the date of official NAEA action; however, it is not final until good cause is found at a return hearing or parolee waives right to a hearing.

Suspend Civil Addict Parolee-At-Large. This recommendation is made when civil addict parolee absconds from supervision. It nullifies all time accrued toward early discharge consideration and stops time being credited toward expiration of commitment. Date of suspension shall be the date individual should have reported for testing and failed to do so, or date Parole Agent discovers individual absconded, whichever occurs first.

Remove Civil Addict Parolee-At-Large status. This recommendation is made when a civil addict parolee who has been declared a civil addict PAL is returned to parole supervision, is taken into custody, or voluntarily surrenders to CRC. The time elapsed between the date that the suspend civil addict PAL action was taken and removal of civil addict PAL status shall be considered "dead time" and shall be added to period of commitment.

Continue or confirm or vacate oral order. This recommendation will be made when any oral order has been granted by an individual NAEA member.

NAEA will continue the oral order for a subsequent final action under any of the following circumstances:

- Written Violation Report has not been submitted.
- Civil addict parolee has neither waived nor received a return hearing.

Case will be presented at a release hearing within 60 days of civil addict parolee's return to CRC.

NAEA will confirm the oral order when the civil addict parolee has either waived or received a return hearing and when, upon review of Violation Report, a return to CRC is determined to be warranted. Date of oral order is the effective date of the action.

NAEA will vacate the oral order if, upon review of the Violation Report, it decides return to CRC is not warranted.

Special conditions of parole. This recommendation is made to add, delete or modify any special condition of civil addict parole. Additional or modified conditions of parole become effective when the civil addict parolee is notified of action taken by NAEA.

Return order sustained. This action shall be taken following a suspend and return action, and after a return hearing has been conducted in which good cause was found that the parolee violated the conditions of civil addict parole and return to CRC is warranted.

Vacate return order and any loss of time reinstated. This action shall be taken following a return hearing that does not result in a good cause finding.

Vacate return order; suspend-reinstate on civil addict parole. This action shall be taken following a return hearing in which good cause was found that the person has violated conditions of parole but in view of mitigating circumstances, return to CRC does not appear to be warranted.

Discharge pursuant to PC 3000(a) or 3001(a). This recommendation is made when the civil addict parolee has abstained from use of narcotics and has otherwise complied with conditions of parole for one year or 16 continuous months, including outpatient status, whichever occurs first.

Rescind or amend previous action taken by NAEA. Only the NAEA may rescind or amend an action that it had previously taken.

82050.8 NAEA Oral Order of Return Policy

The W&I authorizes a single member of the NAEA to suspend outpatient or parole status of a releasee or civil addict parolee and cause the person to be retaken pending the next NAEA meeting. Actions that may be taken are:

- Oral Order of Return. Once an NAEA member issues an oral order of return, the releasee or civil addict parolee will returned to CRC immediately, no later than 15 days following OHO.
- Oral Order of RAL or PAL. If circumstances warrant, an oral order of RAL or PAL may be issued by an NAEA member. Granting this order will be grounds for issuing a warrant and authorization to arrest the individual.
- Oral Order to Remove Hold. If local charges are pending or have been dismissed, approval to remove hold must be obtained from a Board member.

82050.8.1 NAEA Oral Order of Return Procedures

Unit Supervisor

Reviews case with Parole Agent and determines that an oral order is appropriate.

(Without Delay but no Later Than 5 Days After OHO)

Contacts NAEA member by telephone and gives information necessary to complete Oral Order Questionnaire. (Under no circumstances will an NAEA member be contacted before 8:00 a.m. or after 10:00 p.m.)

Instructs Parole Agent to place releasee or civil addict parolee in custody and arranges transportation to CRC if oral order of return is granted.

Parole Agent (Within 6 Working Days of OHO)

Prepares and submits Violation Report to NAEA.

Parole Agent (Within 15 Days of OHO)

Assures that outpatient or civil addict parolee is transported to CRC.

Submits supplemental report if individual cannot be returned to CRC within 15 days.

82050.9 Civil Addict Supplemental Violation Report Policy

A Supplemental Violation Report will be submitted to NAEA on a standard Violation Report Form, referencing date of original report. A Supplemental Report will be submitted under following circumstances:

- Significant new information or evidence which tends to prove or disprove previously charged violations.
- Criminal charges which have been adjudicated or dismissed.
- Expanded, clarified or corrected information from an earlier report.
- Added or amended charges.
- Information which is not related to violations, but which may affect NAEA's decision regarding appropriate disposition.

- Additional information requested by NAEA.
- Changes to a previous recommendation.
- If return cannot be completed within 15 days of date individual becomes Our Hold Only (OHO) and an oral order to return has been obtained.

82050.10 Civil Addict Progress Report Policy

Progress reports are the result of actions taken by the NAEA; e.g. "Submit progress report on testing results in 60 days."

82050.11 Civil Addict Return for Medical or Psychiatric Care Policy

Return for medical or psychiatric care when there is no violation of release conditions will be permitted only as a last resort after efforts to obtain community care have been exhausted. Normally releasees or civil addict parolees will secure medical or psychiatric care from a private physician. Cost for care should be provided by the individuals or through community welfare funds.

82050.11.1 Civil Addict Return for Emergency Medical or Psychiatric Care Procedures

Parole Agent

Secures a signed document stating releasee or civil addict parolee wishes to voluntarily return to institution for medical, psychiatric or dental treatment.

Confirms that there are no resources in community to provide care.

Reviews case with unit supervisor.

Unit Supervisor

Contacts CMO or Chief Psychiatrist at CRC and outlines problem if there is no reasonable alternative treatment available in the community, and determines whether CRC has facilities available to treat problem.

Requests permission to return releasee or civil addict parolee to CRC for treatment.

Contacts Regional Administrator if an agreement cannot be reached to a return to CRC.

Regional Administrator

Contacts Warden, CRC, to seek resolution.

Contacts Deputy Director, P&CSD, if agreement cannot be reached.

Deputy Director, P&CSD

Contacts Deputy Director, Institutions, to seek resolution. (This is the final decision level.)

Unit Supervisor

Requests an oral order from an NAEA member when agreement is reached to return for medical purposes.

Parole Agent (Within 5 Days)

Prepares a report to NAEA outlining essential elements of case, including prognosis of CRC treatment.

(When Ready for Release)

Prepares report to NAEA recommending "Vacate Oral Order of ___(date)___," with no loss of good time.

(Less Than 10 Days for Treatment)

One report can be used for above.

Supplies following accompanying material to the receiving and releasing sergeant to be distributed to appropriate institutional staff.

- Cumulative Case Summary.
- Identification photo.
- Summary of medical or psychiatric problems.

82050.12 Limited Placement "Turn-In" Policy

A limited placement may be requested if a releasee or civil addict parolee voluntarily turns himself or herself in at CRC or the unit office and there is no evidence of extensive narcotics use or any criminality. The Parole Agent will prepare a report and recommend return - 60 day limited placement.

82050.12.1 Civil Addict "Gate Turn-In" (During Normal Workday) Procedures

Institution Staff

Obtains all relevant information concerning releasee's or civil addict parolee's violations including:

- Drugs used and amount and frequency of use.
- Criminal involvement.
- Reasons for turning self in.
- Communicates information to unit supervisor or designee by telephone.

Unit Supervisor

Ascertain the status of individual's custody days remaining, or maximum parole expiration date.

Obtains an oral order.

Notifies Regional Records and CRC Records of date and time oral order was obtained.

82050.12.2 Civil Addict "Gate Turn-In" (Weekends and Holidays When Next Day is Not Normal Workday) Procedures**Institution Staff**

Obtains all relevant information concerning releasee's or civil addict parolee's violations including:

- Drugs used and amount and frequency of use.
- Criminal involvement.
- Reasons for turning self in.

(By Next Working Day)

Obtains oral order from an NAEA member.

Communicates information including date, time and name of NAEA member who gave oral order, to unit supervisor or designee and Regional Records by telephone.

82050.13 Limited Placement Return Policy

Outpatients and civil addict parolees may be voluntarily or involuntarily returned to the California Rehabilitation Center for 60 days for detoxification, meeting special program needs, or dealing with cooperative cases whose behavior is deteriorating.

While a civil addict is at CRC, the assigned Parole Agent and the counselor share responsibility for the development and use of a limited placement program plan. In the event the Parole Agent and the Correctional Counselor disagree regarding recommendation for limited placement, the difference of opinion will be resolved by their respective supervisors up through the Deputy Warden and appropriate Regional Administrator level.

82050.13.1 Limited Placement Return Eligibility Criteria

Outpatients or civil addict parolees will be denied limited placement if they fail to meet eligibility criteria or if they accumulate disciplinarys at CRC.

To be accepted for limited placement, outpatients or civil addict parolees, including RAL's or PAL's, must:

- Have no felony criminal involvement other than illegal drug use.
- Turn themselves in at CRC gate or surrender to the Parole Agent.
- Be recommended for limited placement by CRC Classification Committee and be granted a release date by the NAEA.

If the outpatients or civil addict parolees did not surrender or volunteer to return to CRC for limited placement, they must have cooperated with the Parole Agent and the Parole Agent must recommend in the report that the outpatients or civil addict parolees should be returned to CRC as a limited placement.

82050.13.2 Limited Placement Return Procedures**Unit Supervisor and Parole Agent**

Review case to determine if case should be returned to CRC for limited placement.

(Within 4 Days of Arrest or Gate Turn-In)

Obtain legal status of case from Regional Records (e.g., custody days remaining, program expiration date, or maximum parole expiration date, etc.)

Unit Supervisor (Without Delay) (After 8:00 a.m. and Before 10:00 p.m)

Using Oral Order questionnaire format obtains Oral Order of Return from NAEA member.

Same Working Day

Notifies both Regional and CRC Records staff of oral order of return.

Parole Agent (Within 6 Working Days of Arrest or Gate Turn-In)

Completes Board Report.

- Board Report shall include recommendation for limited placement.

Unit Supervisor (Within 7 Days of Arrest)

Forwards original report to CRC Records and copies to Regional Records and the CALPU.

Regional Records Staff

Sends C-File to CRC Records.

(Within 5 Days of Notification of Issue of Oral Order)

Places case on blanket vote sheet for continuation of Oral Order action by NAEA.

Correctional Counselor (Within 30 Days of Case's Arrival at CRC)

Contacts Parole Agent regarding limited placement program.

Prepares copies of Limited Placement Classification/Referral Summary.

Sends one copy of Limited Placement Classification/ Referral Summary to Parole Agent, if Classification Committee concurs with program recommendation of Parole Agent and counselor.

Board Clerk (CRC Records Office) (Within 45 Days of Case Arrival at CRC)

Prepares certification folder and schedules case to appear before the NAEA.

Classification Committee

Prepares a CDC Form 128-G if recommending denial for limited placement, stating reasons for denial. (Civil addict may appeal classification.)

Same Working Day as NAEA Hearing

Notifies Parole Agent of scheduled limited placement release date or postponement.

82050.14 Summary Civil Addict Pre-Return Hearing Policy

If the agent was unaware that a releasee or civil addict parolee was in custody until criminal conviction, or if the releasee or civil addict parolee had not been served with a notice prior to the conviction and the decision is to return to CRC, the releasee or civil addict parolee is entitled to a summary pre-return hearing if sentenced to a term in the county jail and 3081 PC request is denied.

82050.14.1 Summary Civil Addict Pre-Return Hearing Procedures**Parole Agent**

Serves CDC Form 1086-R, Return Hearing and copy of Violation Report.

If outpatient or parolee denies conviction of crime, contact CALPU for set of forms.

- Fills out CDC Form 1086-R.
- Sends the CDC Form 1087-R to CALPU staff if a hearing is requested.

CALPU Staff

Makes arrangement for a P&CSD staff person to conduct hearing.

P&CSD Staff

Conducts hearing.

Determines that: releasee or civil addict parolee was convicted of a crime, the crime was in violation of the conditions of release or civil addict parole, and the releasee or civil addict parolee was the person convicted.

Prepares a summary of findings.

Sends summary to CALPU staff.

82050.15 Addict Hearing Policy

The hearing provides releasee or civil addict parolee with the opportunity to respond to the charges by presenting evidence and confronting adverse witnesses. At the return hearing, he or she may also present circumstances in mitigation of the violation. The hearing is an administrative proceeding; courtroom standards for evidence and burden of proof do not apply. All relevant evidence is admissible including hearsay. A preponderance of evidence is sufficient for a finding of good cause. An outpatient or civil addict parolee whose status has been suspended and who has been returned or ordered returned to inpatient status has the following rights:

- Prompt service of a written statement of the charges, the evidence relied upon to support the charges, and the names of witnesses who have given information against the person.
- Prompt return to CRC for treatment following apprehension and adjudication of criminal charges (if any).
- To challenge the charges at a return hearing.
- To receive written notice of the violation charges.
- To be present at the hearing and to present witnesses and documentary evidence on his or her behalf.
- To confront and cross-examine adverse witnesses.
- To be represented by an attorney, if found eligible for representation.
- To appear before a neutral hearing board, such as the NAEA or a hearing officer designated by the NAEA.
- To receive a written statement regarding the evidence relied upon, and the reasons for being returned to inpatient status or for being held in custody pending adjudication.

- In addition to the rights listed above, the releasee or civil addict parolee also has the opportunity to write directly to NAEA staff at any time and request that they look into the matter, and to expect that the results of the staff review will be made available to the NAEA.

Copies of any arrest or crime reports used in the preparation of outpatient or parole violation charges must be furnished to the outpatient or civil addict parolee and the attorney appointed to represent the outpatient or civil addict parolee. A copy of the arrest or crime reports will be reviewed and confidential material removed by the Parole Agent preparing the Violation Report. This shall include removal of names, addresses and phone numbers of victims.

82050.15.1 Definitions of Civil Addict Return Hearings

Return Hearing. At a return hearing, the hearing officer will make a determination regarding good cause with respect to the violations charged and will make a recommendation to the NAEA regarding the disposition if good cause is found.

Pre-return Hearing. At a prereturn hearing the hearing officer will make a determination only regarding good cause with respect to the violations charged. The question of disposition is not an issue and will not be considered.

Summary Pre-return Hearing. At a summary pre-return hearing, staff acting as the hearing officer shall determine:

- Whether the conviction of a crime occurred.
- Whether the conviction constituted a violation of the conditions of release or parole.
- Whether the releasee or civil addict parolee was the individual who was convicted of the crime.

82050.16 Location of Civil Addict Hearings

Return hearings at the California Rehabilitation Center.

Pre-return hearings in the community.

Summary pre-return hearings in the community.

82050.17 Handling Confidential Information

Parole Agent (At Time Violation Report is Prepared)

Reviews arrest reports to identify any confidential information.

Removes any confidential information from copy of report.

Prepares memorandum stating:

- Reason for confidential classification (usually for protection of victims or witnesses), reviewer's signature and date of examination of reports.

Makes copy of purged reports to be provided to releasee or civil addict parolee.

Serves releasee or civil addict parolee with CDC Form 1086-R, Outpatient/Civil Addict Parolee Return-Notice of Rights, in duplicate.

Determines if releasee or civil addict parolee wants a hearing or wants to waive a hearing.

Determines if releasee or civil addict parolee wants an attorney.

Gives releasee or civil addict parolee a copy of CDC Form 1086-R.

Routes the package to regional records and sends one copy to Civil Addict LPU (CALPU).

Arranges for releasee or civil addict parolee to be transported to CRC.

Regional Records Staff

Mails completed return package to CALPU if releasee or civil addict parolee requests a hearing.

82050.18 Civil Addict Pre-Return Hearings

A releasee or civil addict parolee undergoing court adjudication on a new criminal charge and upon whom a W&I 3151 hold has been placed will be provided a pre-return hearing unless:

- There has been a satisfactory substitute for the hearing.
- The releasee or civil addict parolee waives a pre-return hearing.
- The releasee or civil addict parolee requests a postponement of the hearing.
- The hold is dropped.

82050.19 Substitute for Civil Addict Pre-Return Hearing

The following circumstances will substitute for a pre-return hearing:

- Probable cause has been found at a preliminary criminal court proceeding, provided the releasee or civil addict parolee was

served notice prior to the hearing and charges are adjudicated within 150 days.

- The releasee or civil addict parolee waives the court criminal preliminary hearing. The waiver will serve as a substitute for the pre-return hearing, provided the releasee or civil addict parolee was served with a notice of rights at pre-return hearing (CDC Form 1086-P).

82050.20 Civil Addict Hearing by CALPU Procedures

CALPU Staff

Schedules date for hearing.

Notifies parole unit if additional documents or witnesses are required.

Parole Agent

Notifies adverse witnesses of required attendance at the hearing.

Advises adverse witnesses of the date, time and place where the hearing will be held.

Assists with transportation to the hearing if necessary.

Attends the hearing.

82050.21 Adverse Witnesses Who Refuse to Attend Civil Addict Hearing Because of Fear for Safety Procedures

Parole Agent

Interviews witnesses prior to the hearing.

Documents witnesses' statements in affidavit form.

Includes the reason for their fear.

Designates material "confidential" if appropriate.

CALPU Staff

Conducts the hearing.

Presents the case to the NAEA for action following the hearing.

82050.22 Revisions

The Deputy Director, P&CSD shall ensure the contents of this section are accurate.

82050.23 References

CCR (15) (5) §§ 5170, 5171, 5172, 5173, 5174, 5175, 5180, 5181, 5182, 5183, 5184, 5185, 5350, 5351, 5352, 5353, 5354, 5455, 5356.

ARTICLE 15 — EXCLUSIONS AND DISCHARGES

Effective August 28, 1989

82060.1 Policy

Exclusion is the process by which a releasee or civil addict parolee is returned to court of original jurisdiction with a recommendation to vacate civil commitment because of releasee's or civil addict parolee's unsuitability. Unsuitability is based on releasee or civil addict parolee being unamenable to supervision, not being available for supervision, or having history of absconding. A releasee or civil addict parolee may be judged unamenable for any of the following reasons:

- Extensive criminal behavior during outpatient or parole status.
- Serious criminal behavior which is believed to be unrelated to addiction or substance abuse.
- Large scale trafficking in drugs while on outpatient or parole status.
- Continuing possession of a controlled substance in quantities considered excessive for personal use.
- A pattern of aggressive or assaultive behavior which preceded commitment to Civil Addict Program and continues after release or civil addict parole from CRC, or starts while on outpatient or parole status.
- A single act of violence which is aggravated, vicious or which involves the use of a deadly weapon.
- Refusal to participate in special programming.
- History of absconding from supervision.
- History of criminal activity which is believed to demonstrate little or no benefit from supervision.
- Long-term medical or psychiatric problems which render person unsuitable for outpatient supervision.
- Releasee or civil addict parolee unavailable for supervision due to felony commitment to state or federal prison, deportation, or releasee or civil addict Parolee-at-Large (PAL) in excess of specified time limits.

82060.1.1 Civil Addict Exclusion for Persons Committed Without Criminal Conviction Procedures**Parole Agent and Unit Supervisor**

Conduct case conference regarding exclusion.

Document decision to exclude on CDC Form 1650-D, Record of Supervision.

Parole Agent

Prepares Closing Case Summary, including unit supervisor's concurrence with the exclusion.

Gives or mails a copy of Closing Case Summary to releasee or civil addict parolee.

Sends original Closing Case Summary to regional records with a cover memo requesting that Certificate of Discharge be prepared.

Regional Records Staff

Prepares Certificate of Discharge for Regional Administrator's signature.

Regional Administrator or Designee

Reviews and signs Certificate of Discharge.

Sends a copy of the Certificate of Discharge to court of commitment and original and copy to Parole Agent.

Cancels any active WANT notices.

Parole Agent

Gives or mails Certificate of Discharge to releasee or civil addict parolee.

Removes case from count effective the date Certificate of Discharge is received in unit office.

82060.1.2 Civil Addict Exclusion for Persons Committed With Criminal Conviction Procedures**Parole Agent and Unit Supervisor**

Conduct case conference regarding exclusion of individual.

Document decision to exclude on CDC Form 1650-D.

Parole Agent

Prepares exclusion letter including:

- Reason for exclusion.
- Details of releasee's or civil addict parolee's behavior during outpatient or parole status, such as stability, drug use, arrests, convictions, returns to CRC, absconder periods, etc.
- Date exclusion letter given or mailed to releasee or civil addict parolee.

Attaches completed Notice of Right to Interview Form, signed and dated by releasee or civil addict parolee.

Sends notice to unit supervisor for review.

Unit Supervisor

Reviews exclusion letter for accuracy and determines if letter supports exclusion recommendation.

Sends letter to Regional Administrator.

Regional Administrator or Designee

Signs exclusion letter if releasee or civil addict parolee has waived right to interview.

Conducts interview with releasee or civil addict parolee if interview is requested, unless exclusion is based on felony commitment.

Regional Administrator or Designee

Documents results of interview with copy of documentation provided to releasee or civil addict parolee.

Ends exclusion process if decision is made during releasee or civil addict parolee interview to return the releasee or parolee to the Civil Addict Program.

May defer action pending additional investigation to confirm any mitigating information supplied by releasee or civil addict parolee during interview.

Attaches copy of documentation of interview to exclusion letter.

May postpone final action to coincide with 15 days which releasee or civil addict parolee has to file an appeal.

Sends completed package to regional case records manager for processing.

Regional Records Staff

Retains case for 15 days to allow filing of appeal. (Exclusion actions based on unavailability because of deportation or felony commitment to prison are not applicable.)

(15 Days After Interview)

Sends exclusion letter and an updated Cumulative Case Summary to the committing court.

Sends copy of Minute Order vacating commitment to Parole Agent.

Waits until any appeal filed by the releasee or civil addict parolee is denied at final level before carrying out steps above.

82060.1.3 Procedures for Civil Addict Exclusions Based on Unavailability**Parole Agent and Unit Supervisor**

Conduct case conference to determine appropriateness of exclusion action for cases unavailable for supervision due to deportation or prison commitment.

Document results of conference.

Prepares an exclusion letter:

- Information in letter will be brief. Reference to criminal behavior and release or parole adjustment will be eliminated.
- Felony commitments require name of trial court, crime, sentence imposed, date of sentencing and present location of releasee or civil addict parolee.
- Deportation will require the USINS "A" number, date of deportation, name and position of person confirming deportation, and port of entry through which releasee or civil addict parolee was deported.

Sends letter to releasee or civil addict parolee.

Unit Supervisor, Regional Administrator, Regional records Staff

Follow above exclusion procedures.

82060.1.4 Procedures for Excluding Releasee or Civil Addict Parolee at Large**Parole Agent**

Reviews case at time Releasee-at-Large (RAL) or PAL report is being prepared to determine exclusion review date.

Releasee or civil addict parolee considered to present a threat to community due to new criminal acts or past history will be considered for immediate exclusion.

Cases with convictions for violence, sales or trafficking in drugs, robbery or possession of weapon shall be reviewed for exclusion no later than six months after the RAL or PAL action.

All other cases shall be reviewed for exclusion no later than 12 months after the RAL or PAL action.

Sends letter to releasee's or civil addict parolee's last known address, advising exclusion recommendation will be sent to court in 15 days if releasee or civil addict parolee does not contact unit office.

(15 Days After Sending Letter)

Prepares exclusion letter which includes the following specific information:

- Date NAEA declared releasee or civil addict parolee suspended.
- Efforts made to locate releasee or civil addict parolee.
- Arrests prior to or after suspension.
- Addresses prior to or after suspension.
- Date letter was sent to releasee or civil addict parolee.

Unit Supervisor, Regional Administrator, Regional Records Staff

Follow above exclusion procedures.

82060.2 Apprehension of RAL or PAL After Exclusion Letter is Processed**Parole Agent**

Contacts committing court to determine whether releasee's or civil addict parolee's commitment has not been vacated.

Detainer shall not be placed on RAL or PAL case if exclusion letter has been processed until it is determined that a civil addict commitment has not been vacated.

Determines if request will be made to postpone action by court on exclusion letter if commitment has not been vacated.

Follows procedures for dealing with suspended cases if court is requested to postpone the exclusion; or,

Follows procedures for excluded releasee or civil addict parolee if exclusion is allowed to proceed.

82060.3 Civil Addict Early Discharge Eligibility Policy

All releasees or civil addict parolees being recommended for early discharge shall be given four consecutive, weekly full-scan urinalysis tests.

Individuals on outpatient status who have abstained from the illegal use of narcotics and have otherwise abided by the Conditions of Release for a period of time as specified in W&I 3200 may be considered for early discharge from the Civil Addict Program.

Outpatients committed to the Civil Addict Program under the indeterminate sentence provisions of W&I 3100, 3100.6, 3050 or 3051 (This section pertains to individuals who committed their crime before July 29, 1980, or individuals who have not had their indeterminate commitment recalculated in accordance with Morales decision.); An outpatient in this category who has abstained from illegal use of narcotics for two consecutive years (or three consecutive years if outpatient is participating in an authorized Methadone Maintenance Program) who has otherwise complied with Conditions of Release, may be recommended for early discharge. An outpatient who has participated or who is participating in Methadone Maintenance Program may be discharged after abstaining from both illegal use of controlled substances and legal use of methadone or its derivatives for two consecutive years or after abstaining from illegal use of controlled substances for three consecutive years if at any period during that time outpatient received Methadone or its derivatives in an approved maintenance program.

Outpatients committed to the Civil Addict Program under the determinate sentence provisions of the W&I (Individuals who committed their crime on or after July 29, 1980 or individuals who had their indeterminate commitment recalculated in accordance with In Re: Morales.)

- Outpatients committed to Civil Addict Program pursuant to W&I 3100 or 3100.6 who have abstained from the use of illegal narcotics and otherwise complied with conditions of release for six consecutive months may be recommended for early discharge.
- Outpatients committed to Civil Addict Program pursuant to W&I 3050 or 3051 for terms of 24 months or less who have abstained from the illegal use of narcotics and have otherwise complied with conditions of release for 12 consecutive months may be recommended for early discharge.
- Outpatients committed to Civil Addict Program pursuant to W&I 3051 for terms of more than 24 months who have abstained from illegal use of narcotics and otherwise complied with conditions of release for 16 consecutive months may be recommended for early discharge.

Civil Addict Parolees who have abstained from illegal use of narcotics and otherwise complied with conditions of parole for 12 consecutive months or who has been under continuous parole supervision without interruption, including outpatient status, for 16 months, which ever occurs first, shall be considered for early discharge by the Narcotic Authority.

For purposes of this section, a 12 or 16 consecutive month period will be calculated from date of last suspend and reinstate action taken by NAEA, or last release from CRC, whichever occurs last.

A person placed on civil addict parole from outpatient status who has been under continuous outpatient and civil addict parole supervision without interruption for 16 months shall be considered for early discharge by the NAEA.

82060.3.1 Civil Addict Early Discharge Procedures**Parole Agent**

Reviews case file at least 30 days prior to releasee's or parolee's eligibility for possible early discharge.

Conducts four consecutive, weekly full-scan urinalysis tests during 30 days prior to preparation of discharge report.

(Within 10 Days after Releasee's or Parolee's Eligibility for Early Discharge)

Prepares and submits Discharge Recommendation Report, including results and dates of last four consecutive tests, with current CI&I report attached for unit supervisor review.

Unit Supervisor

Reviews report, includes recommendation, and forwards report to NAEA by regional records.

Regional Records Staff

Prepares appropriate Recommendation and Certification for Discharge Form and processes report for placement on P&CSD Calendar for NAEA review.

82060.3.2 NAEA Decision Not to Discharge Procedures**Regional Records Staff**

Forwards copies of Vote Sheet and NAEA's written reasons for denial to Parole Agent.

Parole Agent

Advises releasee or civil addict parolee of decision not to discharge.

Requests releasee or civil addict parolee to sign original and copies of reasons for denial.

Refusal to sign will be documented.

Parole Agent

Distributes one copy of Vote Sheet and reasons for denial to field file, one copy to releasee or civil addict parolee, and returns original of NAEA written reasons for denial to regional records.

Continues case supervision.

82060.3.3 NAEA Decision to Discharge Procedures (W&I 3100 or 3100.6)**Regional Records Staff**

Posts action taken by the NAEA on the CDC Form 112.

- These cases do not require referral to the committing court.

Files an original copy of CDC Form 342, Certificate of Discharge which has been signed by the NAEA, in individual's C-File.

Forwards original and one copy of Certificate of Discharge and two copies of the Vote sheet to Parole Agent.

Parole Agent

Gives original copy of Certificate of Discharge and a copy of Vote Sheet to the releasee or civil addict parolee and places remaining copies in field file.

Removes case from active case count effective date NAEA took action discharging releasee or civil addict parolee from program.

Retains field case file for 120 days following discharge and then destroys file.

82060.3.4 NAEA Decision to Discharge Procedures (W&I 3050 or 3051 - Civil Addict Parolees)**Regional Records Staff**

Posts action taken by NAEA on CDC Form 112.

- These cases must be referred back to committing court to vacate civil commitment.

Files original copy of Vote Sheet and copy of Recommendation and Certification for Discharge in individual's C-File.

Forwards two copies of Vote Sheet to agent for placement in field file and distributes to releasee or civil addict parolee.

Forwards copy of CDC Form 343, Minute Order, Recommendation and Certification for Discharge to the Parole Agent when the court discharges the releasee or civil addict parolee.

Parole Agent

Advises the civil addict parolee that supervision will continue until the court vacates the civil commitment.

Gives copy of Minute Order, Recommendation and Certification for Discharge to releasee or civil addict parolee when received from the committing court.

- Provides individual with information and advises releasee or parolee of requirement for appearance in court of original jurisdiction where criminal proceedings were suspended.

Removes case from active case count effective date Minute Order was issued by committing court.

Files copy of Minute Order and Recommendation and Certification for Discharge in field case file.

Retains field case file for 120 days following discharge and then destroys it.

82060.4 NAEA Discharge Recommendation Report Contents

Period of abstinence from illegal drug usage upon which discharge recommendation is based.

Frequency of anti-narcotic tests and results of last four consecutive weekly anti-narcotic tests.

Statement regarding releasee's or civil addict parolee's participation in Methadone Maintenance Program. Include name of program and period of participation if appropriate.

Disposition and brief statement of circumstances of any arrests or convictions and names of police agencies and courts involved.

Conditions of Release or Civil Addict Parole violated during period being covered.

Updated criminal history records (CI&I arrest records) must be attached to report.

82060.5 Civil Addict Outpatient Expiration of Civil Addict From Commitment Policy

Depending on date of commitment, offense and type of commitment (commitment pursuant to W&I 3100, 3100.6, 3050, or 3051), outpatients upon reaching expiration of commitment, shall either be discharged from the program by the Director, referred back to the committing court for vacation of commitment, or placed on civil addict parole under jurisdiction of the NAEA. However, any time during which the outpatient was in a suspended status (At-Large pursuant to NAEA action) shall not be credited to the commitment period.

Outpatients committed to the Civil Addict Program pursuant to W&I 3100 or 3100.6: Outpatients committed to the Civil Addict Program before July 29,1980, who have not been discharged prior to maximum discharge date, two and one-half years for those committed under W&I 3100 or seven years for those committed under W&I 3100.6 and outpatients committed after July 29, 1980, who have not been discharged prior to the maximum 12 months discharge date (whether committed under W&I 3100 or 3100.6) shall be discharged by the Director pursuant to W&I 3201(b).

Outpatients committed to the Civil Addict Program pursuant to W&I 3050 or 3051 whose commitment offense occurred prior to July 29,1980 and who did not have their indeterminate commitments recalculated in accordance with In Re: Morales: Outpatients committed to the Civil Addict Program pursuant to W&I 3050 or 3051 who have not been discharged prior to the statutory maximum discharge date of seven years from the date of commitment shall be returned to the court of commitment for vacation of the commitment and further proceedings on the underlying criminal charges.

Outpatients committed to the Civil Addict Program pursuant to W&I 3050 whose commitment offense occurred after July 29, 1980: A misdemeanor commitment committed to the program under W&I 3050 for a determinate period (16 months) shall be returned to the court of commitment upon reaching the expiration of the sentence in accordance with W&I 3201(a).

Outpatients committed to the Civil Addict Program pursuant to W&I 3051 whose commitment offense occurred AFTER July 29, 1980, but PRIOR to September 17, 1981: (This policy also applies to outpatients who have indeterminate seven-year commitments recalculated in accordance with In re Morales).

Upon Reaching Custody Expiration Date: An outpatient in this category who has spent a period of confinement or in custody, excluding any time spent on outpatient status, equal to that which he or she would have otherwise spent in State Prison had sentence been executed, including application of good behavior and participation credit (1/3 off term), shall, upon reaching such accumulation of time, be returned to the court of commitment by the Director of Corrections in accordance with W&I 3201(c).

Upon Reaching Program Expiration Date: An outpatient who has not been discharged prior to the statutory maximum discharge date (the maximum term imposed by the committing court), shall be returned to the court of commitment by the Director in accordance with W&I 3201(c).

Outpatients committed to the Civil Addict Program pursuant to W&I 3051 whose offense occurred AFTER September 17, 1981: An outpatient in this category, upon reaching the maximum term imposed by the committing court, which may be the expiration of the custody period or the expiration of the program period as explained in the above sections (whichever occurs first), shall be placed on a period of Civil Addict Parole under the jurisdiction of the NAEA. These individuals will not be referred back to the committing court until such time as they have been discharged by the NAEA or reached the maximum parole period, which is three years plus any time spent in custody up to one year.

82060.6 Civil Addict Discharge Time Computation

Early discharge and maximum civil addict terms are indicated by the following chart:

TIME COMPUTATION CHART

Type of Commitment	Non-Criminal	Misdemeanant	Felon Term 24 Mos. or Less	Felon Term More Than 24 Mos.
W&I Sections	3100	3050	3051	3051
Term	Not Applicable	Up to 1 yr.	As Imposed by Court	As Imposed by Court
Max. Allowable Time in Program	12 mos.	16 mos.	Term	Term
W&I Sections	3201(b)	3201(a)	3201(c)	3201(c)
Clean Consecutive Months in OPS Needed for Early Discharge	6 mos.	12 mos.	12 mos.	16 mos.
W&I Sections	3200(a)	3200(a)	3200(b)	3200(b)
Max. Allowable Time in Custody	12 mos.	16 mos.	2/3 Term	2/3 Term
W&I Sections	3201(b) (Must be Discharged by Director)	3201(a) (Must be Returned to Court)	3201(c)**	3201(c)

**Must be returned to committing court upon reaching maximum custody period and/or program period if sentenced under indeterminate (7 year) sentence law, under the provisions of SB 1878 (between 7/29/80 and 9/17/81) or has been reviewed in accordance with the In re Morales decision. Individuals committed under the provisions of SB 176 which became effective 9/17/81, must be released to a period of Civil Addict Parole under jurisdiction of NAEA.

82060.7 Discharge by Director Procedures (Expiration of W&I 3100 Commitments)

Parole Agent (Within 15 Days of Expiration of Commitment)

Prepares and forwards Closing Case Summary through channels to regional records.

Regional Records Staff

Prepares CDC Form 341, Certificate of Discharge for Regional Administrator's signature.

Forwards necessary documents to committing court for vacation of civil addict commitment after obtaining Regional Administrator's signature.

Parole Agent

Gives original of CDC Form 341 to outpatient and files duplicate in field file.

Removes case from active count effective date of expiration of commitment.

Retains field file for 120 days and then destroys it.

82060.8 Return to Court of Commitment Procedures (Expiration of W&I 3050 & 3051 Commitments)

Parole Agent (Within 60 Days of Expiration of Commitment)

Prepares and forwards Closing Case Summary through channels to regional records.

Regional Records Staff

Prepares CDC Form 344-A, Recommendation and Certification for Discharge.

Forwards necessary documents to committing court for vacation of civil addict commitment after obtaining Regional Administrator's signature.

Committing Court

Refers case to original court of jurisdiction for further disposition on underlying criminal conviction(s) after the civil commitment has been vacated.

Regional Records Staff

Forwards copies of Minute Order, and completed CDC Form 344-A from committing court to Parole Agent.

Parole Agent

Gives a copy of discharge documents to outpatient and provides information and assistance regarding requirement for outpatient's appearance in court of original jurisdiction.

Individuals committed under W&I 3051 or individuals who have seven years commitment recalculated In Re: Morales may be placed on a period of parole under jurisdiction of BPT.

Files copy of discharge documents in field case file and removes case from active count effective date of expiration of commitment.

Retains field case file for 120 days following discharge and then destroys it unless person has been placed on a period of felon parole by the court.

82060.9 Discharge at Expiration of Civil Addict Parole Policy

A civil addict parolee who has not been discharged prior to completion of three years of civil addict parole, or a combination of parole and custody equal to four years, shall be returned by the Director to the court from which the person was committed for discharge and referral to court which suspended execution of sentence to state prison. These cases will not be referred to NAEA because once parole period has terminated pursuant to W&I 3201 the NAEA no longer has jurisdiction. Any time during which civil addict parolee was in a suspended status (at-large pursuant to NAEA action) will not be credited to parole period.

82060.9.1 Discharge at Expiration of Civil Addict Parole Procedures**Regional Records Staff (60 Days Prior to Termination of Parole)**

Informs appropriate parole unit of termination of parole period.

Parole Agent (Within 42 Days Prior to Termination of Parole)

Prepares and forwards Closing Case Summary through channels to regional records.

Regional Records Staff

Prepares CDC Form 344-A.

Forwards necessary discharge documents to court of commitment after obtaining Regional Administrator's signature.

Committing Court

Refers case to original court of jurisdiction for further disposition on underlying criminal charges, after vacating civil addict commitment.

Regional Records Staff

Forwards copies of Minute Order and completed Discharge Certificate to Parole Agent.

Parole Agent

Gives copy of Minute Order and Recommendation and Certification for Discharge to civil addict parolee and advises individual of requirement for appearance in original court of jurisdiction.

Removes case from active case count effective date Minute Order was issued by committing court.

Files copy of Minute Order and Recommendation and Certification for Discharge in field file.

Retains field file for 120 days and then destroys it.

82060.10 Revisions

The Deputy Director, P&CSD shall ensure the accuracy of this section.

82060.11 References

W&I §§ 3051, 3100, 3100.6, 3109, 3200, 3201.

CCR (15) (5) § 5170 (l), 5500, 5501, 5502, and 5503.

ARTICLE 16 — RE-ENTRY POLICY

Effective August 23, 1989

83010.1 Introduction

Community Correctional Centers provide the opportunity for transition from close confinement to less restrictive living for selected soon-to-be paroled inmates. Placing inmates in such facilities also reduces prison overcrowding. The P&CSD administers the re-entry program through policies and procedures designed to minimize accomplishment of program objectives in a cost-effective manner.

Re-entry specialists monitor facility practices through a range of techniques intended to assess policy compliance and provide for

corrective action. These specialists help inmates to make the transition from prison to parole by providing a range of services. Additionally, they initiate the necessary action to interrupt any inmate behavior that threatens the facility or the community. They also provide those services necessary to begin a successful transition to parole.

83010.2 Policy

The Penal Code authorizes the Director to operate community correctional centers and to contract with public agencies and private vendors for the operation of re-entry facilities. Inmates who reside in community re-entry facilities may participate in programs that are provided through these facilities.

The Re-entry Program is composed of three basic subprograms as follows:

- **WORK FURLOUGH:** Selected inmates who are within 90 to 120 days of parole may reside in community re-entry facilities and participate in employment, vocational training, or educational programs in the community. The inmate is expected to establish employment, stable residence and family ties.
- **PRISONER-MOTHER PROGRAM:** The PC requires the Director to establish community treatment programs for qualified female inmates with pre-school children. The intent of the program is to establish a wholesome environment for the child and a stable parent-child relationship.
- **RETURN-TO-CUSTODY:** The RTC parole violator program will house selected low-risk parolees who violate the conditions of parole and are revoked by the BPT.

The P&CSD operates three types of re-entry work furlough programs:

- State work furlough facilities operated by CDC staff.
- Community work furlough facilities operated by a county sheriff or probation department through a contract with CDC.
- Private work furlough facilities operated by a private organization through a contract with CDC. CDC contracts with the private vendors to house, feed and control inmates while inmates are on facility property. Vendors also provide employment counseling and referral services.

Re-entry specialists are assigned to each facility to monitor inmate activities in the community through face-to-face contacts with the inmate and contacts with other persons. The re-entry specialist is responsible for placing an inmate into a higher level of custody if an inmate must be removed from the program. The re-entry specialist also monitors the facility for compliance with contractual requirements.

83010.3 Areas of Re-entry Responsibility**Re-entry Administrator and Re-entry Staff**

- Coordinate Re-entry Programs statewide.
- Solve re-entry problems between P&CSD and institutions.
- Establish criteria to evaluate facility compliance with contracts, policies and procedures.
- Develop contracts for the operation of new facilities.
- Develop new re-entry facilities.
- Monitor the operations of facilities in the region.
- Monitor disciplinary and classification actions for compliance with established policies.
- Screen inmates to be paroled to the region for eligibility to participate in re-entry.
- Transport inmates to facilities within the region.

Re-entry Specialist

Conducts case management with emphasis on supervision, approval and verification of the inmates' activities outside the facility.

83010.4 Facility Operational Manual

State and private re-entry facilities shall maintain an operations manual. The format for the manual is contained in contracts with the vendor.

83010.5 Revisions

The Deputy Director, P&CSD shall ensure that this section is current and accurate.

83010.6 References

PC § 6250.

ARTICLE 17 — RE-ENTRY COMPLIANCE AND AUDIT

Effective August 7, 1989

83020.1 Policy

Compliance audits and inspections are designed to determine the degree with which a re-entry facility complies with legal policy and contractual requirements

in the areas of custody, security, physical plant maintenance, program delivery and administrative practices. The audit will be conducted by a standard format.

83020.2 Audit and Inspection Procedures

Regional Re-entry Staff (Quarterly)

Audits each re-entry facility.

Submits audit reports to Headquarters by Regional Administrator.

Inspects each re-entry facility.

P&CSD Headquarters Reentry Staff (Annually)

Conducts program audit and review of all facilities.

83020.3 Revisions

The Deputy Director, P&CSD shall ensure that this section is accurate and current.

83020.4 References

Not applicable.

ARTICLE 18 — RE-ENTRY REFERRAL*

Revised January 26, 1990

Not Cleared For Statewide Use

83030.1 Policy

Revised September 25, 2007

The Penal Code requires the Department to screen all inmates prior to parole to determine possible eligibility for community re-entry program. All qualified inmates will be encouraged to participate in Re-entry Program.

All preparole cases (including cases with pending warrants or those being considered for out-of-state parole) shall be referred to the parole region containing the inmate's county of commitment. County of commitment is the county where the crime for which the inmate was committed occurred, except for crimes committed in prison. Commitments to prison for an in-custody (prison) felony shall not be used as the basis for determining the county of commitment. If the inmate has been discharged from all previous terms, consideration shall be given by regional staff to placement in another, more appropriate county in accordance with exception criteria. If an inmate requests placement in another county, detailed information on the inmate's proposed alternative release program shall be included in the CDC Form 611, Release Program Study (RPS).

Exceptions

All inmates shall be paroled to the county of commitment unless the case complies with exception criteria. An inmate may be paroled to another county if it would be in the best interest of the public and of the inmate. The reasons for parole to another county shall be specified in writing in the inmate's C-File.

The following factors shall be considered in determining if parole to another county is justified:

- The need to protect the life or safety of a victim, the inmate, a witness or any other person.
- Public concern that would reduce the chance that the individual's parole would be successfully completed.
- The verified existence of a work offer, or an educational or vocational training program in another county that encompasses the following:
 - Permanent employment that will enable inmate to be financially self-sufficient. (Minimum wage jobs, such as busboy or short-term jobs such as cannery worker, are not self-supporting or of sufficient duration to qualify.)
 - Training or educational program that will: be full time; materially upgrade the inmate's employment skills or educational level and thus substantially improve employability; and will provide sufficient funds to preclude the inmate from relying on welfare, CDC cash assistance or similar programs.
- The last legal residence of the inmate having been in another county.
- The existence of family in another county with whom the inmate has maintained strong ties and whose support would increase the chance that parole would be successfully completed.

Family members are defined in Section 3000 of the Title 15 as the inmate's legal spouse, registered domestic partner, natural parents; adoptive parents, if the adoption occurred and a family relationship existed prior to the inmate's incarceration; step-parents or foster parents; grandparents; brothers and sisters; the inmate's natural and adoptive children; step-children or grandchildren. Aunts, uncles and cousins are not considered as immediate family members unless a bonafide foster relationship exists.

- The lack of necessary outpatient treatment programs for parolees receiving treatment pursuant to PC 2960.
- An inmate who is released on parole shall not be returned to within 20 miles of the actual residence of a victim, or a witness to, a violent felony as defined in PC 667.5 (c) if the BPT or the P&CSD finds that there is a need to protect the life, safety or well-being of a victim or witness.
- Preparole referrals for out of state placement shall not be made unless the inmate is a resident of the other state or has relatives in the receiving state and it is clear that the inmate will be self-supporting.

83030.2 Institution Time Limits

The institutions will send preparole material to the parole region in accordance with the following time limits (all time limits are in calendar days unless otherwise specified):

- Routine Referrals: No later than 210 days, the RPS Form will be forwarded by the C&PR to the region containing the inmate's county of commitment, attention: Regional Re-entry Coordinator (RRC).
- Overdue Referrals: Cases in the institution which, after computation of time credits, have less than 210 days remaining prior to the earliest possible release date (EPRD) will be given special attention. The RPS packet will be processed as soon as possible upon discovery of being overdue and sent to the region containing inmate's county of commitment for re-entry screening and preparole processing.
- RTC/PV Referrals: All RTC/Parole Violation (PV) cases will be forwarded to the region of commitment 45 days prior to the revocation release date.

83030.3 Notice of PC 2933 Credit Eligibility Procedures

Institution Staff

Indicates inmate's current Work Group assignment and whether inmate is subject to PC 2933 credit earnings by including appropriate notation on RPS, in the C&PR Comments section:

- Not subject to PC 2933 credits; or,
- Subject to PC 2933 credits - signed waiver.

83030.4 Institutional Referral Procedures

Institution Staff (240 Days Prior to Parole)

Prepares a preparole file consisting of original and three copies of:

- RPS with Section A completed.
- Probation Officer Report and supplemental reports.
- Most recent CI&I report.
- Summary of institutional adjustment, including serious disciplinary actions.
- CDC Form 128-G, Classification Chrono for last classification hearing.
- Four identification photos (front).
- Copy of CDC Form 812, Notice of Critical Case Information.
- Requests for notification required by PC.
- Legal Status Summary Sheet.
- CDC Form 112, Chronological History.

(At Least 210 Days Prior to Parole)

Forwards preparole file to re-entry coordinator of region of county of commitment.

- Also forwards Cumulative Case Summary, with two copies of signed CDC Form 1515, Notice and Conditions of Parole, and two copies of Parole and Probation Form I - CDC Form 1531, Investigation Request, and Parole and Probation Form III & V - CDC Form 1533, Agreement To Return, to the Interstate Unit (ISU), if referral for out-of-state placement is made.

(Immediately Following Inmate's Release to Parole)

Forwards release package to parole unit consisting of:

- CDC Form 102, Release Statement and Clothing Authorization.
- CDC Form 1515, Conditions of Parole if applicable.
- Notice of Registration Requirements, DOJ
- Copy of CDC Form 161, Warden's Checkout Order.

83030.5 Exclusionary Criteria

Except in unusual circumstances, including, but not limited to the remoteness in time of the commission of the offense, inmates shall be excluded from re-entry if one or more of the following circumstances exist:

- Current commitment is enhanced by PC 667.5 (Violent Offender Status).
- Current commitment is for violation PC 451(a), (b), or (c) (Arson).
- Current commitment is for violation of PC 4530, 4532, 4533, 4534 or 4535 (Escape).
- Current commitment is for violation of PC 12020 (Weapons).
- Current commitment is for violation of H&SC 11380.5, 11352, 11353, 11379.5 and 11380 (Sale and Possession for Sale of Controlled Substance). This section applies only if the sale, possession for sale, manufacturing or transportation of controlled substance was large scale for profit.
- Current commitment was for robbery, kidnapping or assault where the inmate personally discharged a firearm or personally caused serious injury to the victim, whether or not term is enhanced.
- Current commitment or past convictions which require the inmate to register pursuant to PC 290.
- The inmate has:
 - An active civil addict commitment.
 - An active hold or detainer.
 - MCU or SHU assignment.
 - CDC Form 115, Rules Violation Report, pending in which criminal charges are anticipated or have been filed.
 - Documented, active prison gang relationships.
- Gang affiliation or enemies who might jeopardize security of the re-entry facility or the community.
- Within past ten years, has two or more convictions for PC 451(a), (b), or (c) (Arson).
- Within past ten years, has two or more convictions for PC 12020, manufacture, sale or possession of weapons.
- Within past ten years, has two or more convictions for H&SC 11352, 11353, 11379.5, 11380 or 11380.5, unlawful sale, possession for sale, manufacture or transportation of controlled substances if large scale for profit.
- Within past five years, has two or more convictions for PC 4530, 4532, 4533, 4534 or 4535 (Escape).

Inmates may be excluded from re-entry if one or more of the following circumstances exist:

- Predatory sexual behavior, including annoying children.
- Three or more separately occurring felonious acts of violence or use of weapons within past ten years, whether during incarceration or not.
- Use of narcotic or dangerous drugs within six months of screening. The use of marijuana is excluded.
- Recent escape attempts.
- Current medical or psychiatric problems which cannot be managed in a re-entry facility, or which require ongoing medical treatment.
- Recent serious disciplinary problems.
- No re-entry program in the area where inmate will parole.
- Extreme public notoriety.
- Planned program not in county of commitment or county of last legal residence.
- Any crime that resulted in death to the victim.
- RTC parole violators serving revocation time only.

83030.6 Re-entry Screening Procedures**Re-entry Screening Agent (Within 30 Days of Receipt of RPS Packet)**

Screens RPS package to determine eligibility to participate in re-entry.

Contacts C&PR of referring institution regarding any Level IV case meeting screening criteria.

- Presents case to Regional Administrator for final approval or disapproval.
- Notes reasons for approval or disapproval on CDC Form 128-B, obtains Regional Administrator's signature, and attaches CDC Form 128-B to RPS being returned to institution.

If eligible:

- Completes screening, transportation and parole placement sections of the RPS.
- Checks box for approved.
- Specifies program(s) for which inmate is eligible.
- Specifies transportation to be used.
- Specifies assigned parole unit.
- Forwards copy of RPS and CDC Form 1604, Agreement to Participate in Community Work Furlough Program, to C&PR of sending institution.
- Forwards copy of RPS and preparole file to parole unit with one copy to re-entry agent.

If not eligible:

- Completes screening and placement section of RPS.
- Checks box for denied.
- States criteria for denial.
- Specifies assigned parole unit.
- Forwards copy of RPS to C&PR of sending institution.
- Forwards copy of RPS and preparole file to assigned parole unit.

83030.7 Inmate Appeal Policy

The institutional caseworker may ask for reconsideration of denial of re-entry placement from the Regional Administrator only if one or both of the following factors apply:

- It is evident that an error was made which might have affected approval for re-entry.
- Inmate has presented new information or factors verified by the caseworker which might have resulted in approval for re-entry if they had been known at the time of screening.

Inmates not accepted for re-entry placement may file an appeal to the regional re-entry coordinator of the parole region that screened the case and denied placement if:

- The institution caseworker declines to request reconsideration of a denial of re-entry placement.
- If the Regional Administrator rejects a request for reconsideration of a denial of re-entry placement.

83030.7.1 Inmate Appeal Procedures**Assigned Institutional Case Worker (Within 15 Days of Receipt of Appeal)**

Reviews inmate's C-File to determine if denial meets exclusionary criteria or if new information exists that might change the decision.

Meets with inmate and explains denial.

Writes CDC Form 128-B, Informational Chrono, explaining discrepancy or new information and sends chrono attached to copy of CDC Form 602, Inmate/Parolee Appeal Form to Regional Administrator.

Inmate (Within 10 Days of Interview)

Submits appeal, with counselor's review, to Regional Administrator if dissatisfied with results of review by institutional caseworker.

Regional Administrator (Within 15 Days of Receipt of Appeal)

Reviews file for accuracy and either affirms or overrules denial.

Returns appeal to inmate.

Inmate (Within Ten Days of Receipt of Appeal)

Sends appeal with attachments to Director if dissatisfied.

CDC Inmate Appeal Staff

Reviews case for compliance with exclusionary criteria and may grant or deny appeal.

Returns appeal with decision to inmate. This is the final level of appeal.

83030.8 Revisions

The Deputy Director, P&CSD, or designee shall ensure that this section is current and accurate.

83030.9 References

PC §§ 290, 451(a)-(c), 667.5, 2933, 3003, 4530, 4532-4535, 6263, 6263 (6) (b), 6264, and 12020.
 H&SC §§ 11352, 11353, 11379.5, 11380, and 11380.5.
 CCR (15) (3) § 3084 et seq.

ARTICLE 19 — RE-ENTRY TRANSFER

Effective August 29, 1989

83040.1 Policy

Each region shall have procedures to transfer inmates from a Department institution to a re-entry facility. A waiting list for each facility in the region will be established. The list will have the names of all inmates approved to participate in Re-entry Program in the region. If feasible, the list will be in chronological order by earliest possible release date. On occasion, it will not be practical to transport an inmate by CDC bus. On those occasions, commercial transportation may be authorized. When an inmate using commercial transportation fails to report to a re-entry facility, escape procedures will be implemented.

83040.1.1 Transfer Procedures**Designated Regional Staff**

Determines when vacancy will occur at a re-entry facility.
 Sends FAX to institution advising of date of proposed move to re-entry.
 Arranges for regional transportation officer to pick-up and deliver inmate to re-entry facility.

83040.1.2 File Transfer Procedures**Institutions Records Staff**

Transfers inmate's C-File to records office of designated region and enters Daily Report of Arrivals and Departures (DRAD), OBIS movement information.

Regional Records Staff (Within Five Days of Inmate Removal from Re-entry)

Returns C-File to receiving CDC institution.

83040.2 Notification of Other Law Enforcement and Victim Policy

CDC is required by the Penal Code to notify the local chief of police and sheriff and (if requested) the victim of an inmate's crime when an inmate is transferred to a re-entry facility.

Notification is also required if an inmate is transferred to another re-entry facility.

83040.2.1 Re-entry Placement Notification Procedures**Screening Agent (Within Seven Days of Case Acceptance for Re-entry)**

Prepares form letter advising local sheriff or chief of police of inmate's approval for re-entry.

Prepares form letter advising victim or victims' next-of-kin of inmate's approval for re-entry if notification has been requested.

Forwards copies of form letter(s) to regional records and assigned re-entry specialist.

Re-entry Specialist or Regional Records Staff

Marks inmate's re-entry facility or C-file with a red tab next to inmate's name if victim notification has been requested.

Prepares a 5" x 7" manila envelope, marked "Confidential" in large letters, and seals and attaches envelope (containing copy of form letter to victim, name, address and telephone number of victim, and law enforcement officials to be contacted if inmate escapes) to left inside cover of inmate's facility and C-file if victim notification has been requested.

Facility Staff

Prepares a CDC Form 600-A, Wanted Persons System Notification, and places the form in facility file.

Prepares a list of names, addresses and telephone numbers of law enforcement officials to be contacted in the event of escape and attaches list to partially completed CDC Form 600-A if there is no request for victim notification.

83040.3 Inmate Property Policy

An inmate transferred to re-entry may bring a total property volume of six cubic feet. Due to space limitations at some re-entry facilities, the inmate may have to store some items of property elsewhere.

83040.3.1 Inmate Property Procedures**Regional Transport Officer**

Secures an inventory of each inmate's property from institution receiving and release officer.

Provides a copy of inventory to the re-entry facility manager.

Facility Manager

Checks inventory to assure that all listed property arrives with inmate.

Maintains a property inventory for each inmate.

83040.4 Inmate Orientation Policy

Inmates will receive an orientation to re-entry and facility rules within three days of arrival. Inmates shall not leave the facility grounds until they have completed orientation. The orientation will consist of:

- CCR.
- Facility rules and procedures for:
 - Disciplinary actions.
 - Classification actions.
 - Work Incentive Program.
 - Inmate or parolee appeals.
 - Community leave and pass policy.
 - Escapes.
 - Anti-narcotic and alcohol testing.
 - Contacting the facility or re-entry Parole Agent in an emergency.
 - Program participation fee collection.

83040.4.1 Inmate Orientation Procedures**Re-entry Specialist (Within Three Days of Inmate's Arrival)**

Assures that facility staff conduct an orientation for each inmate.

Assures that inmate's date of arrival, date and place of orientation, persons participating in orientation, information and any documents provided to inmate are recorded on the, CDC Form 1650-D, Record of Supervision.

83040.5 Inmate Identification Policy

Inmates shall be issued a standard identification card when they arrive at a re-entry facility. Inmates are required to carry the card at all times. The card shall include:

- Current photo of the inmate.
- Identifying information:
 - Name.
 - CDC number.
 - Date of Birth.
 - Color eyes and hair.
 - Height and weight.
 - Race.
 - Name, address and phone number of the re-entry facility.

83040.6 Revisions

The Deputy Director, P&CSD, or designee shall ensure this section remains current and accurate.

83040.7 References

PC § 11155
 CCR (15) (3) §§ 3000 (2), 3019, 3109.

ARTICLE 20 — INMATE FUNDS*

Effective August 29, 1989

Not Cleared For Statewide Use**83050.1 Policy**

Parole regions are responsible for provision of release funds for inmates transferred to re-entry work furlough. Inmates transferred to re-entry shall be issued up to \$100 of their release allowance. Inmates shall not be allowed to have more than \$50 in their possession at any one time. The release funds advance is intended for personal expenses to obtain employment, clothing, tools or other personal needs. The release allowance advance may be used to purchase state issued clothing if inmate has no street clothing. Inmates may establish regular or

long term passbook savings or investment accounts and shall be advised of procedures for opening such accounts. The Regional Administrator shall designate a staff person at the PA-III level or above (usually the Regional Re-entry Coordinator) to be responsible for coordinating the procurement, distribution and accounting of release funds issued to work furlonghees.

83040.1.1 Procedures

Designated Regional Re-entry Staff

Enters inmate's name, CDC number and Earliest Possible Release Date (EPRD) on Request for Release Allowance Warrants Form as soon as inmate is cleared and scheduled for transfer to re-entry facility.

FAXs cumulative request for Release Allowance Warrants List each Friday to

Re-entry Administrator, P&CSD Headquarters.

P&CSD Headquarters Re-entry Staff (Upon Receipt of Request)

Requests accounting services to prepare two \$100 release allowance warrants for each inmate who has an EPRD of 90 days or less.

Requests accounting services to prepare one \$100 release allowance warrant for each inmate who has an EPRD of more than 90 days.

- A second check may be ordered when inmate is within 15 days of release to parole or discharge.

Headquarters Accounting Staff (Within Seven Days of Receipt of Request)

Prepares and forwards warrants and copy of request to region, Attention: Regional Administrator.

- Issue dates shall be indicated on each warrant.

Designated Regional Staff (Within Three Days of Receipt)

Receives and processes warrant and forwards to re-entry specialist.

Re-entry Specialist (Within Seven Days of Receipt)

Distributes warrant to re-entry inmate and completes CDC Form 102, Release Statement Form.

Designated Regional Staff

Posts each warrant, indicating when and by whom each warrant was given to the re-entry inmate.

(Seven Days after 90 Day Expiration Date)

Transmits original warrant, warrant listing, three copies of each CDC Form 102, and unissued warrants to Headquarters Accounting by First Class mail.

- Returned checks shall be clearly marked "VOID" on each face.
- Reason warrant was not issued shall be specified in the "comments" section of listing.

Headquarters Accounting Staff

Reviews CDC Form 102's and audits against listing.

Institution Trust Officer (Within Two Days after Transfer)

Closes out trust account.

Prepares a check and transmittal document CDC Form 102, and forwards to regional re-entry coordinator.

Regional Re-entry Coordinator (Within Two Days of Receipt)

Logs and sends check to re-entry specialist. The log shall include:

- Inmate name and number.
- Check number and amount.
- Issuing institution.
- Date released and person who released check.

Re-entry Facility Manager (Within Two Days of Receipt)

Delivers check to inmate and obtains receipt for check.

Requires inmate to deposit check into either a facility trust account (and gives inmate a receipt), or into a savings institution.

Controls savings passbook.

Re-entry Specialist

Gives inmate written consent for withdrawals from savings account.

83050.2 Inmate Program Contribution Policy

An inmate participating in re-entry shall pay a daily participation fee based on ability to pay. Authorization to collect fees is in the Penal Code.

The following policies apply:

- Participation fee collected will be \$4.15 per day or 25% of the inmate's gross wage, whichever is greater.
- Participation fee shall not exceed the per diem cost as specified in the contract.
- Fees are to be prorated over the entire time the inmate participates in re-entry.
- Fees based on inmate's gross wages will be collected for each eight hours worked or portion thereof in accordance with the Financial Management Handbook.
- Release funds will not be used to pay participation fees.
- No participation fees may be collected following an inmate's release to parole.
- No inmate may be denied participation in re-entry because of inability to pay fees.
- Failure to pay participation fees may result in disciplinary proceedings.

83050.2.1 Inmate Program Contribution Procedures

Revised March 8, 1990

Re-entry Agent

Determines inmate's ability to pay (All sources of income will be considered).

Documents inmate's ability to pay on CDC Form 1650-D, Record of Supervision.

Gives copies of the Record of Supervision Form to inmate and facility manager and includes copies in inmate's file.

Facility Manager (Weekly)

Collects participation fee for each day employed.

83050.3 Purchase of Clothing and Tools Policy

Cash assistance funds may be used to purchase tools or clothing only when trust and release funds have been depleted.

83050.4 Inmate Indebtedness Policy

Inmates are prohibited from incurring any type of continuing indebtedness or entering into any purchase agreements involving periodic payments, lease arrangements, credit cards, charge accounts, and deferred payment purchases, or co-signing for purchases by another individual without prior approval by the re-entry specialist.

83050.5 Revisions

The Deputy Director, P&CSD, or designee shall be responsible for ensuring that this section is current and accurate.

83050.6 References

PC §§ 1208(e), 6253(a). 6266.

ARTICLE 21 — INMATE FURLOUGH*

Effective August 28, 1989

Not Cleared For Statewide Use

83060.1 Policy

The Penal Code permits the Director to grant furloughs to residents of community correctional centers for the purposes of employment, education (including vocational training), or to arrange a suitable employment and residence program. These furloughs may be granted if the following requirements are met:

- The inmate is within 120 days of parole or discharge.
- The inmate has completed orientation.
- The inmate requests the furlough in advance and submits a definite itinerary with specific departure and return times.
- The inmate shall only be allowed the time necessary to complete the itinerary.

83060.2 Furlough Definitions

Revised September 25, 2007

An approved sponsor may be:

- An immediate adult family member as defined in Section 3000 of the Title 15.
- A responsible adult with a specific interest in assisting the inmate, such as an M-2 sponsor, church affiliate, a civic group affiliate or potential employer. A "responsible adult" sponsor shall not be used as a means of circumventing the common-law exclusion for overnight passes.

An immediate family member as defined in Section 3000 of the Title 15 includes any of the following:

- Legal spouse.

- Registered domestic partner.
- Natural parent.
- Adoptive parent (if the adoption occurred prior to the inmate's incarceration).
- Stepparent.
- Foster parent.
- Grandparent.
- Brother or sister.
- Natural child (all children must be at least 18 years of age).
- Adoptive child (if the adoption occurred prior to the inmate's incarceration).
- Stepchild.
- Grandchild.
- Aunt, uncle or cousin if a bona fide foster relationship existed prior to incarceration.

A common-law spouse will not be recognized as immediate family.

83060.3 Temporary Community Leave (TCL) Policy

The re-entry specialist may grant a temporary community leave of not more than 36 hours to an inmate for the purposes of reestablishing family ties or developing a release program providing the inmate:

- Has been in the facility a minimum of seven days.
- Has exhibited a pattern of stability and responsibility.
- Has no disciplinary proceedings pending.
- Is up-to-date on facility maintenance fees.
- Has demonstrated the financial ability to pay the expenses of the TCL.
- Has an approved pass sponsor.

There shall be a minimum break between TCLs of 12 hours.

83060.3.1 TCL Time Limits

The maximum time for an inmate's prerelease planning TCL shall not exceed:

- Sixty hours during the first month in Re-entry Program.
- Ninety-six hours during the second month in Re-entry Program.
- One hundred and forty-four hours during the third and subsequent months in re-entry program.

Hours granted for an inmate to conduct personal business on a pass from the facility will not be deducted from TCL time.

These limits may be reduced due to disciplinary actions or for other reasons following case conference with the unit supervisor.

83060.3.2 TCL Procedures

Inmate

Requests a TCL pass for an overnight or weekend a minimum of 48 hours in advance.

Requests a TCL of less than 12 hours a minimum of 12 hours in advance.

Pays own expenses (Lack of funds may be grounds for TCL denial).

Prepares a detailed leave plan on Temporary Community Leave Request, CDC Form 601 prior to any TCL. The plan shall include:

- Purpose of the TCL.
- Destination.
- Inmate's method of travel.
- Address and phone number where inmate may be contacted at all times.
- Budget.
- Inmate's signature accepting conditions of TCL.

Re-entry Facility Staff

Maintains TCL log.

Re-entry Specialist

Monitors TCL log to assure compliance with policy.

83060.4 Emergency TCL Policy

Revised September 25, 2007

Emergency TCL may be granted for a maximum of 72 hours for attendance at the funeral of a immediate family member or a bedside

visit to a critically ill immediately family member. An immediate family member includes any of the following:

- Legal spouse.
- Registered domestic partner.
- Natural parent.
- Adoptive parent (if the adoption occurred prior to the inmate's incarceration).
- Stepparent.
- Foster parent.
- Grandparent.
- Brother or sister.
- Natural child (all children must be at least 18 years of age).
- Adoptive child (if the adoption occurred prior to the inmate's incarceration).
- Stepchild.
- Grandchild.
- Aunt, uncle or cousin if a bona fide foster relationship existed prior to incarceration.

Inmates in a high level of custody for major violations of the CCR may be escorted from the custody facility for the above two purposes. The inmate will have to pay for the service of the escort and all transportation costs involved. Lack of funds will prohibit an emergency TCL.

Inmates shall not leave the State of California, must demonstrate the ability to return within the 72 hours, and have sufficient funds to travel and maintain themselves.

83060.4.1 Emergency TCL Procedures

Re-entry Agent

Requires inmate to fill out a request for emergency TCL on CDC Form 601.

Inmate

Provides name, address and phone number of funeral director or attending physician on the CDC Form 601.

Re-entry Agent

Verifies inmate's claim by personal contact by phone with funeral director or attending physician.

Contacts in person (or has an agent in the area contact) the hospital or funeral establishment to verify need for an emergency TCL if there are any questions regarding authenticity of information.

Determines inmate's mode of travel and route.

Assures that inmate has funds to complete the travel.

Issues authority to travel only for the time necessary to accomplish intent of the TCL.

Informs inmate how and when to make contacts with the re-entry facility.

83060.5 Facility Pass Policy

The facility manager may grant short term passes, of no more than six hours between 0700 and 2100 hours. No more than one pass per day may be granted. Passes may be for the following purposes:

- Purchase of needed personal items (clothing, sundry shaving items, food, tools).
- Medical or dental appointments.
- Developing parole or discharge plans with the Parole Agent or social service agencies.
- Participation in legitimate, scheduled recreational or social activities (The appropriateness of the activity must be cleared by the re-entry specialist prior to granting the pass).
- Attending religious services.
- Arranging employment.

83060.5.1 Facility Pass Procedures

Facility Staff

Maintains log indicating facility pass requirements have been met.

Logs actual time of departure and return for each facility pass.

Re-entry Specialist

Monitors log monthly to assure facility compliance with pass policy.

83060.6 Employment and Training Pass Policy

The re-entry specialist may approve an ongoing itinerary that specifically provides time for an inmate to travel to, attend, and return from a particular job or academic or vocational training program. There shall be a 30-mile limit from the facility to

place of employment unless the unit supervisor grants an exception. The ongoing itinerary will normally not exceed 12 hours in any one-day unless prior approval is obtained from the re-entry specialist.

83060.6.1 Employment and Training Pass Procedures

Re-entry Specialist

Evaluates the proposed employment program.

- Determines that employer is reputable; e.g., possesses a business license, pays by check and withholds State and Federal Income Tax and State Disability Insurance (SDI).
- Assesses distance of job from facility.
- Identifies means of transportation to and from job.
- Determines that inmate's criminal background does not preclude the job.
- Verifies that the job will not require the inmate to be away from the facility more than 12 hours at a time.

Evaluates proposed educational or vocational training program:

- Determines whether educational or vocational training program will lead to employment before or shortly after the inmate is paroled.
- Determines that inmate demonstrates a well-defined need to participate in the program.

Records the following information on a CDC Form 128-G, Classification Chrono (See Sample).

- Program or job.
- Job compensation.
- Hour inmate will leave and return to the facility.
- Means of transportation.
- Specific instructions to be given to inmate.

Distributes original CDC Form 128-G to C-File, one copy to the inmate, one copy to the facility manager for the facility file, and one copy to the re-entry specialist.

Re-entry Facility Manager

Maintains a daily roster at the front desk of all ongoing itineraries which contain:

- Names of all inmates approved for ongoing itineraries that day.
- Scheduled departure times.
- Scheduled return times.
- Phone number & address where programs are located.
- Name of responsible person to be contacted at each program site.

Requires a staff member to contact program representative by telephone daily to confirm inmate's compliance with approved itinerary.

Re-entry Specialist (Weekly)

Monitors daily rosters.

(Within 48 Hours of Inmate Starting Job)

Contacts and informs the employer of:

- Inmate's status.
- Limits placed on inmate.
- Frequency of contacts.
- Need for cooperation between employer and agent.

83060.7 Revisions

The Deputy Director, P&CSD shall be responsible for ensuring the accuracy and completeness of this section.

83060.8 References

PC §§ 1208 (b)(d), 6254.

CCR (15) (3) § 3082(a).

Sample: CDC Form 128-G

NO. C-00000	Name	DOE, John L.	
Custody:	Re-entry:	Assignment:	Turning Point/Visalia
Comments: Employment			

On 1-1-99, Doe started work as a chicken feeder at ABC Farms, 1312 5th Ave., Oakdale, CA, (209) 929-8416, earning \$3.75 per hour. Doe works from 0600 to 1500. Doe will leave the facility at 0530 and return at 1530. He will walk to ABC Farms. He will work Sunday, Monday, Thursday, Friday and Saturday. His inmate status is known to the Foreman, Bill Smith. Doe is to report any anticipated overtime to facility staff prior to working the extra hours.

J. Jones, Re-entry Specialist

Date 1-4-86 Classification Inst.: Turning Point

ARTICLE 22 — RE-ENTRY CASE PLANNING AND SUPERVISION*

Effective August 28, 1989

Not Cleared For Statewide Use

83070.1 Policy

The development of an individualized inmate program plan will be the primary responsibility of P&CSD staff. The program plan for each inmate will include the following areas:

- Degree of control and supervision required.
- Participation in available programs (drug, alcohol, counseling, etc.).
- Employment.
- Methods for meeting special program conditions.
- Temporary Community Leave (TCL) (frequency and with whom).

The Initial Program Plan and any subsequent modifications in the program will be developed through a series of scheduled case reviews.

83070.1.1 Procedures

Re-entry Specialist (Within 72 Hours of Inmate's Arrival)

Conducts initial interview and records results on CDC Form 1650-D, Record of Supervision.

Verifies that inmate has received appropriate orientation.

Re-entry Specialist and Supervisor (Within Seven Days of Inmate's Arrival)

Conferences case and develop Initial Program Plan.

Record and sign Initial Program Plan on CDC Form 1650-D.

Distributes CDC Form 1650-D:

- Original to C-File.
- Copy to inmate.
- Copy to assigned re-entry specialist for inclusion in case book.
- Copy to local facility for inclusion in their program file.

Unit Supervisor & Re-entry Specialist (Each 60 Days)

Review inmate's progress and any program changes at least once during program.

Re-entry Specialist

Records results of case review on the CDC Form 1650-D.

- Distributes CDC Form 1650-D per above.

83070.2 Re-entry Closing Summary Policy

Whenever an inmate leaves a Re-entry Program (parole, discharge, return to institution), a Closing Summary will be prepared by the re-entry specialist and recorded on the CDC Form 1650-D.

The Closing Summary will summarize the inmate's overall adjustment to the program; e.g., work experience, disciplinary actions, family relationships, adjustment to program.

83070.2.1 Re-entry Closing Summary Procedures

Re-entry Specialist (14 Days After Inmate Leaves Re-entry Program)

Prepares Closing Summary.

Supervisor

Reviews and signs completed Closing Summary.

- Copy forwarded to regional records for C-File.
- Copy to Parole Agent.

83070.3 Re-entry Field Supervision Policy

The re-entry specialist is responsible for case management and field supervision of inmates in re-entry programs. Supervision of inmates shall include face-to-face field contacts. When it is not feasible to have face-to-face field contacts, other methods of verifying information shall be used; e.g., telephone calls, reviewing time cards, paycheck stubs, or other written documents.

83070.3.1 Re-entry Field Supervision Procedures**Re-entry Specialist and Unit Supervisor**

Determine case supervision requirements through case reviews.

Re-entry Specialist (During First 30 Days of Inmate's Residence in Re-entry Program)

Conducts a minimum of two face-to-face field contacts with inmate.

(After 30 Days)

Conducts a minimum of one face-to-face field contact each month.

Conducts a minimum of one collateral contact each week for any inmate participating in an out-of-facility program (Collateral contacts may be with employer, school or training staff members).

Verifies that an inmate is expected at a TCL location prior to approving a leave.

Verifies that inmate conforms to pass itineraries.

Institutes appropriate control measures if an inmate on pass violates law or policy (Control measures may be arrest, disciplinary action, restriction, program modification, counseling or criminal prosecution).

Verifies inmate's activity information through telephone calls, review of time cards, paycheck stubs or other written documents if face-to-face contacts are not feasible.

Conducts visits to inmate's place of employment in a manner that does not draw unnecessary attention to inmate.

Verifies an unemployed inmate's itinerary.

83070.4 Re-entry Inmate Out-of-State Referral Policy

If the re-entry inmate requests supervision in another state, the re-entry specialist will conduct the Release Program Study (RPS) in the same manner as other re-entry inmate parole referrals. If the inmate is accepted for supervision by the other state, regional records staff are responsible for entering the appropriate notation Interstate Unit (ISU) ___(receiving state)___ in OBIS.

83070.5 Release From Re-entry to Parole Procedures**Re-entry Specialist (30 to 15 Days Prior to Inmate's Parole)**

Contacts assigned Parole Agent and unit supervisor to schedule case conference.

- Contact may be by telephone.

Re-entry Specialist, Parole Agent and Unit Supervisor (30 to 15 Days) Prior to Inmate's Parole

Review inmate's progress, prospective program and possible problems.

Re-entry Specialist

Records conference results on CDC Form 1650-D.

(At Least 15 Days Prior to Inmate's Parole)

Updates RPS.

- Original to Regional Records for inclusion in C-File.
- Copy to unit supervisor.
- Copy to regional re-entry coordinator.
- Copy to inmate.

(At Least 45 Days Prior to Inmate's Parole)

Reviews CDC Form 1515, Conditions of Parole and has inmate sign.

(If Inmate Refuses to Sign Conditions of Parole)

Places inmate in secure custody.

Prepares CDC Form 115, Rule Violation Report, a CDC Form 1521-B, Brief Charge Sheet, and a CDC Form 1521-D, Recommendation Review Decision Sheet.

- Inmate shall be charged with violation for specific act of "refusing to sign Conditions of Parole", a serious violation subject to loss of good-time credits.

Notifies regional hearing coordinator to schedule case for revocation hearing.

Regional Hearing Coordinator

Contacts BPT Scheduling Unit to schedule revocation hearing for date prior to inmate's Earliest Possible Release Date (EPRD).

Re-entry Specialist (45 Days Prior to Inmate's Parole)

Submits CDC Form 102, Release Statement by regional re-entry coordinator, to Headquarters Accounting to obtain balance of inmate's release funds.

- One or more checks for total amount may be requested.

(When Inmate is Paroled)

Sends facility case file to assigned unit office.

Sends facility file to regional records for inclusion in C-File if inmate is discharged.

83070.6 Revisions

The Deputy Director, P&CSD shall be responsible for ensuring that this section is accurate and current.

83070.7 References

Not applicable.

ARTICLE 23 — MEDICAL SERVICES*

Effective August 29, 1989

Not Cleared For Statewide Use**83080.1 Policy**

Inmates in re-entry facilities shall be provided emergency medical treatment, routine medical or dental treatment and prescribed medication in the community by private physicians or hospitals at CDC expense.

Re-entry facilities shall maintain agreements with hospitals, physicians, dentists and pharmacists for emergency and routine care of inmates. The name and address of medical service providers shall be given to the regional re-entry coordinator to process payment of invoices for medical services.

Re-entry facilities will provide emergency treatment by:

- Maintaining an approved First-Aid Kit.
- Clearly displaying the telephone number of the paramedical, ambulance and hospital service for the facility.
- Assuring that all staff and inmates are aware of the location of First-Aid supplies.

Inmates will be referred for medical treatment based on seriousness of the injury or illness and the location of the inmate.

Emergency treatment shall be provided in life-threatening situations or to prevent a more serious problem should treatment be postponed. Staff shall seek treatment whenever there is any question regarding the seriousness of the situation.

All injuries or illness shall be reported.

83080.1.1 Facility Medical Services Procedures**Facility Staff (Immediately)**

Determines whether emergency treatment is necessary.

Arranges transportation of the inmate by the most appropriate means:

- Paramedic ambulance service.
- Re-entry agent.
- Facility staff member.
- Relative of the inmate.

83080.1.2 Inmate Work-Related Injury or Illness Procedures**Facility Staff or Parole Agent**

Obtains instructions of employer in seeking treatment.

Requests the employer to notify the re-entry facility of injury or illness, where the inmate is being treated, and anticipated duration of treatment.

Bills employer for cost of treatment.

Employer

Notifies facility staff when an inmate is hospitalized and when inmate is expected to be released.

83080.1.3 Inmate Injury or Illness on Pass Procedures

Revised March 8, 1990

Facility Staff or Re-entry Parole Agent

Instructs inmate to contact the facility as soon as possible.

Determines nature of injury or illness and instructs inmate to return to the facility or to proceed directly to the designated medical provider.

Phones medical provider and advises of inmate's injury and expected time of arrival.

Requests the medical provider to telephone the following information:

- Time inmate arrives.
- Nature of injury or illness.
- Whether hospitalization will be required.
- When inmate should be released.

83080.2 Emergency Medical Treatment (Inmate Injury or Illness Outside Facility)

Re-entry Facility Staff

Contacts local hospitals providing medical coverage.

Asks the medical provider:

- Nature of injury or illness.
- Present condition.
- Course of treatment.
- Estimated duration of treatment.

Asks treating physician to notify facility staff when inmate will be available for medical release.

Informs medical provider where to send invoices.

Notifies re-entry specialist during normal business hours or the re-entry standby agent during night or weekend hours of the emergency.

83080.3 Use of CDC Medical Consultants Policy

Medical consultants from CDC shall be contacted by the regional re-entry coordinator in complicated or serious medical cases to ensure cost-effective utilization of medical resources.

The Assistant Deputy Director, Health Services, Headquarters, is available to advise the regional re-entry coordinator. Issues that may require consultation are:

- Appropriate medical resources.
- Appropriate follow-up care.
- Cost of medical treatment and a decision as to whether the treatment should in a CDC hospital.
- A decision regarding the best course of treatment.

Consultation is to be carried out by telephone. On rare occasions the Assistant Deputy Director, Health services will need to interview or examine the inmate. Contacts with the Assistant Deputy Director, Health Services will be documented on an informational chrono with a copy to the Assistant Deputy Director, Health Services.

Psychiatric consultation for re-entry inmates will be provided by the POC Staff.

83080.4 Medication Policy

Both prescription and nonprescription medication shall be stored in a locked cabinet and dispensed according to medical instructions. A record of receipt and disbursement shall be maintained for all prescription and nonprescription medication.

83080.4.1 Prescription Medication Procedures

Facility Staff

Interviews each inmate following medical treatment to verify prescription medication.

Assists in filling legal prescriptions.

Records the receipt and disbursement of any medication.

Stores medication in a locked cabinet.

Releases medicine to the inmate according to physician instructions.

83080.5 Reporting Injury or Illness Procedures

Facility Staff (Who Observes or Receives Injury Report)

Completes a STD Form 620, Supervisor's Injury Prevention Report if injury is at a re-entry facility.

Sends STD Form 620 to Regional Safety Coordinator.

Facility Staff

Fills out SCIF Form 67, Employer's Report of Occupational Injury or Illness if injury occurs at a re-entry facility while inmate is on work assignment.

Distributes SCIF Form 67 per instructions.

Fills out a CDC Form 7219, Medical Report of Injury or Unusual Occurrence and gives to attending physician.

Fills out STD 620.

Attending Physician

Fills out CDC 7219 and returns it to re-entry facility.

Re-entry Specialist

Completes STD Form 268, Accident Report in case of death or serious injury and sends it to AG's Office by Deputy Director, P&CSD.

83080.6 Processing Medical Invoices Procedures

Re-entry Facility Staff

Instructs medical service provider to send invoices directly to re-entry facility.

Verifies validity of invoices.

Writes inmate's CDC number and parole date on invoice.

Attaches a brief statement indicating why medical treatment was necessary.

Sends invoice to regional re-entry coordinator.

Re-entry Coordinator

Checks invoice for complete information.

Copies and sends all invoices received to Accounting, Headquarters, on a weekly basis.

83080.7 Death of an Inmate in a Re-entry Facility

Re-entry Specialist

Notifies local law enforcement.

Notifies Regional Administrator.

Notifies inmate's next-of-kin.

Obtains a copy of:

- Coroner's report.
- Death Certificate.
- All law enforcement reports concerning inmate's death.

Notifies parole unit to which the pre-parole material was assigned.

Inventories all personal property of deceased and assures that property is placed in secure storage.

Prepares an incident report.

Prepares STD Form 268.

Prepares a memorandum to the Regional Administrator indicating:

- Deceased's name and CDC number, date, location and cause of death.
- Names, relationships and addresses of relatives, friends, organizations or individuals who might be interested in the burial of deceased.
- Memberships in fraternal orders and lodges having possible burial or death benefits.
- If there are any veteran's or Social Security benefits, pension or insurance plans or any funds not held in trust at the facility.

Regional Administrator (Within Ten Days)

Forwards copy of memorandum with attachments to:

Office of the Attorney General
Department of Justice—Public Inquiry Unit
P.O. Box 944255
Sacramento, CA 94244-2550.

Re-entry Specialist

Processes personal funds and property of deceased in accordance with PC 5061.

Forwards copy of death report and related materials to Health Services, Attention: CMO.

83080.8 Revisions

The Deputy Director, P&CSD shall be responsible for ensuring this section is current and accurate.

83080.9 References

SAM §§ 965, 966, 967, 968, 973.

DOM § 61400.

PC §§ 2082, 5061.

ARTICLE 24 — CUSTODY AND SECURITY**Effective August 29, 1989***Not Cleared For Statewide Use****83090.1 Policy**

Reentry facilities shall conduct a minimum of four counts daily. One of these counts shall be at 2400. The results of this count shall be phoned to the regional reentry coordinator no later than 0900 each working day. The regional reentry coordinator shall have this count entered into OBIS daily. A minimum of one count shall be conducted during each shift.

83090.1.1 Count Definition

The count is either the physical observation of each inmate at a reentry facility or accounting for inmates who are at a specified location away from facility.

83090.2 Visiting Policy

The reentry facility shall have visiting procedures that conform to CCR 3170, 3171(a), 3172 and 3173 and shall include:

- A procedure to pre-screen visitors and ensure visitors' names are on inmate's Visitor Card.
- A designated time and place at the facility for visiting.
- A visual search of visitors for contraband such as weapons, alcohol and drugs.
- A search of handbags and all packages in which contraband could be brought into the facility by visitors.
- Continuous, direct supervision of all visits by a staff member.
- A log of all visits maintained by the facility. The log will show:
 - Name, address and phone number of each visitor.
 - Form of identification presented.
 - Purpose of the visit.

Visitors suspected of bringing contraband to the facility shall be prohibited from visiting.

83090.3 Custody Policy

Reentry inmates requiring higher levels of custody shall be booked into a city or county jail pending classification and disciplinary hearings.

83090.3.1 Custody Procedures**Reentry Specialist**

Reviews case with supervisor to determine if a higher level of custody is appropriate and if indicated, how inmate will be moved. Assesses need for backup, and whether resistance should be anticipated.

Note: When an agent is unable to discuss custody situation with supervisor contacts Administrative Officer-of-the-Day (AOD), the agent carries out Sections 2 through 5 and notifies supervisor next working day.

Briefs backup regarding the inmate's potential for violence and where and how the inmate will be placed in custody.

Places inmate in custody.

Transports inmate to custody facility and books per PC 6253(b).

- Informs booking officer of no-bail booking status.
- Prepares CDC Form 128-B, General Chrono advising inmate of right to classification hearing.

Supervisor or AOD

Reviews potential arrest situation with reentry agent.

Supervisor

Instructs another agent not involved in the custody situation to conduct a classification hearing within ten days of date of arrest.

83090.4 Search Policy

Inmates must sign a CDC Form 1604, Agreement to Participate in Community Work Furlough Program prior to participating in reentry and agree to warrant-less searches of their persons, property and vehicles.

Searches of reentry inmates may be by Officers, peace officers of other law enforcement agencies, or employees of reentry facilities.

Places being visited by the inmate while they are on pass cannot be searched without the consent of the owner unless a search warrant has been obtained.

Inmates returning to a reentry facility shall be randomly searched.

A clothed body search may be performed by reentry facility staff. All unclothed searches will be performed by reentry specialists or officers of the same sex as the inmate and in a place providing privacy.

Body cavity searches shall only be undertaken by licensed medical personnel.

83090.5 Incidents and Arrest Policy

Each region shall have a procedure that provides for Parole Agents to respond to a reentry facility during non-working hours if an altercation or incident occurs.

Private reentry facility staff are not peace officers and will not arrest inmates. In an emergency situation, the reentry specialist or other law enforcement personnel can command facility staff to assist in an arrest under PC 839.

Reentry facility staff shall use force only to the degree necessary for the preservation of life or the safety of self or others.

83090.5.1 Arrest Procedures**Reentry Facility Staff**

Obtains the name and location of the arresting agency, the name of the arresting officer, the Penal Code section, charges, and the booking number if a reentry inmate is arrested.

Contacts and informs appropriate Department employee of the arrest.

Reentry Specialist or Standby Parole Agent

Obtains complete arrest information from reentry facility staff and verifies all information for accuracy.

Conveys the information to the unit supervisor or AOD to determine whether a detainer shall be placed.

Places detainer per PC 6253(b) if so requested.

- Contacts ID/Warrants Unit to place a detainer if arrest is after hours.

Standby Parole Agent (Next Working Day)

Notifies reentry specialist of the circumstances of arrest.

Reentry Specialist

Reviews the arrest and detainer with the unit supervisor. (A decision will be made to retain or release the detainer.)

Contacts DA staff to seek complaint if appropriate.

83090.6 Escape Policy

All staff assigned to reentry programs, including contract staff, shall become familiar with all escape procedures and shall follow the procedures if an escape occurs.

Facility staff shall notify a P&CSD staff person within two hours of discovery of an escape.

P&CSD staff shall initiate escape procedures and process a CDC Form 600-A, All Points Bulletin (APB) when notified of an escape.

An APB shall be issued by P&CSD staff within six hours of being notified of an escape and no later than eight hours after facility staff's discovery of an escape.

If it is anticipated that an escape will generate an unusual amount of publicity, an immediate report will be conveyed by telephone to the Director's Office by the Regional Administrator and the Deputy Director, P&CSD. Outside normal working hours the report will be conveyed by the ID/Warrants Unit. The Assistant Director, Communications, shall also be notified by telephone, and sent a written copy of any press release or newspaper report.

83090.6.1 Reentry Escape Definitions**Persons Deemed Confined in Prison**

PC 4504 provides that persons are deemed confined in a state prison if they are confined by an order made pursuant to law in any of the institutions and facilities of the Department regardless of the purpose for such confinement. Such persons are deemed confined in prison although they may be temporarily outside the boundaries of the institution or facility. Reentry inmates in P&CSD operated, county operated or private facilities are deemed confined in prison. Prisoners who have been released on parole are not deemed confined in prison for the purpose of defining offenses committed by prisoners.

Escape or Attempt, With or Without Force

PC 4530(a) and (b) provide that any prisoner who by force or violence escapes or attempts to escape may be punished by imprisonment for a term of two, three or four years. The term of imprisonment, if imposed, begins at the time he or she would otherwise have been discharged from prison. If no force or violence is used, the sentence is 16 months, two years or three years, to be served consecutively with the current term(s).

Failure to Return

PC 4530(c) provides that the willful failure of a prisoner to return to the place of confinement before the expiration of the period during which the prisoner is authorized to be away from the designated place of confinement, is an escape and is punishable in accordance with PC 4530(a) or (b).

Aiding or Abetting Escapees

PC 4533 and 4534 provide that any person who willfully aids a prisoner to escape or attempt to escape is guilty of a felony which is punishable by imprisonment in a state prison, and a fine not exceeding ten thousand dollars.

Escape by City and County Inmates

PC 4532 pertains solely to city and county inmates and will not be used in filing charges on escapes. If a state inmate assigned to a county operated work furlough facility escapes, he or she is to be charged under PC 4530(a) or (b), depending on whether the escape was with or without force. PC 4530(c) is to be used whenever an inmate is charged with escape as a result of failure to return.

83090.6.2 Escape Procedures

Escape without force or failure to return.

Facility Staff (Immediately)

Verifies that an escape has occurred.

Checks file for victim notification request.

Notifies P&CSD staff person that an inmate is missing or has failed to return from a pass and provides information necessary to complete a CDC Form 600-A. If an escape occurs during normal working hours (0800 to 1700 Monday through Friday) facility staff will report the escape to the reentry specialist; escapes occurring outside normal working hours will be reported by facility staff in Regions I and II to Sacramento Valley Community Correctional Center staff. Facility staff in Regions III and IV will report escapes to Central City Community Center staff.

Provides P&CSD staff with the names, addresses, and telephone numbers of any victims or next-of-kin requesting notification and the law enforcement officials to be notified.

P&CSD Staff

Verifies that an escape has occurred and that appropriate efforts have been made to locate or apprehend the inmate. (Count, search of facility, check with local hospitals and jails etc.)

(Within Six Hours of Escape Notification and no Later than Eight Hours after Discovery)

Completes APB I including Caution Codes and requests issuance of APB by regional records staff, or ID/Warrants Unit staff (if after hours) as soon as feasible.

Regional Records Staff (During Normal Work Hours) ID/Warrants Unit Staff (After Normal Work Hours)

Verify all information on APB I and FAX APB to Areas 100, 200, 300, CRN, DOJ and local LEIU Office.

P&CSD Staff (Within Seven Days)

Contacts DA staff regarding filing an escape complaint.

83090.6.3 Escape Notification to Law Enforcement and Victim Procedures

Reentry Specialist, AOD, Unit Supervisor or Alternate (Immediately)

Contacts victim or next-of-kin by telephone and reports escape. (If request has been made.)

Sends confirming letter to victim reporting escape with copies to the reentry facility and reentry records, if telephone contact with victim is made.

Contacts the chief of police and sheriff of the victim or next-of-kin's city or county of residence.

Sends a telegram to the victim or next-of-kin advising of the escape if telephone contact was not successful.

- Provides Western Union with the first name, initial and last name of the next-of-kin and requests physical delivery of the telegram.
- Sends a copy of the telegram to regional records.
- Charges telegram to:

Account No. CSF01743
Department of Corrections
P.O. Box 942883
Sacramento, CA 94283-0001
Attention: P&CSD.

(24 hour number for Western Union is 1-800-325-6000.)

Regional Records Staff

Forwards copy of telegram to reentry facility for inclusion in its confidential envelope.

83090.6.4 Issuance of APB Procedures

P&CSD Staff (Usually Reentry Specialist)

Requests issuance of an APB by telephone contact to regional records during normal working hours or by telephone contact to the ID/Warrants Unit [ATSS 485-6713 or (916) 445-6713] outside normal hours. The APB is a precautionary measure used to alert law enforcement pending permanent entry of the wanted person's record.

Requests that APB be sent to:

- Agencies routinely notified of escapes.
- Chief of police and sheriff of city and county of commitment.
- Chief of police and sheriff of city and county of reentry facility.
- Chief of police and sheriff of city and county of victim's residence (if request for victim or next-of-kin notification is on file).

(Next Working Day)

Notifies regional records of escape if the APB request was telephoned to ID/Warrants Unit.

83090.6.5 Escape Bulletin Procedures

Regional Records Staff (No Later Than the Close of Next Working Day After Notification of Escape)

Prepares a CDC Form 140, State Prison Escape Bulletin.

ID/Warrants Unit

Enters permanent WANT into state and federal Wanted Persons System (WPS).

Note: Only the sheriff of the county in which escape occurred and the Chief, Correctional Case Records, can enter a permanent WANT into the WPS or National Crime Information Center (NCIC).

Reentry Specialist

Obtains a copy of the warrant for escapee's arrest if escape is from county work furlough facility.

Requests sheriff to include Department on the permanent WANT as an agency to be contacted if escapee is apprehended.

Regional Records Staff (No Later Than the Close of Next Working Day After Notification of Escape)

Distributes State Prison Escape Bulletin:

- Six copies to local LEIU.
- Five copies to sheriff and police department(s) with jurisdiction for the geographic area where facility is located, sheriff's department of county of commitment and to original arresting agency if other than sheriff's office.
- One copy to Chief, Correctional Case Records Services, with a copy of Abstract of Judgment attached.

83090.6.6 Apprehension of Escapee

Reentry Specialist

Reviews case with unit supervisor to determine course of action when an escapee's whereabouts become known or suspected.

Contacts local LEIU staff for assistance, if such assistance is required.

Reentry Specialist or P&CSD Community Center Manager

Places a Department hold per PC 6253(b) "en route to the Director of Corrections" after an APB has been issued and an escapee apprehended.

(Immediately)

Telephones regional records and requests cancellation of the APB and Escape Bulletin if an inmate is apprehended during working hours.

Submits prompt notice of an escapee's apprehension to the agency (sheriff's office) that originated the permanent WANT, and to the appropriate LEIU Office.

Contacts appropriate community correctional center to report an escapee's apprehension if the escapee is apprehended outside normal working hours.

Community Center Staff

Telephones reentry facility to confirm apprehension and requests cancellation of the APB and WANT by ID/Warrants Unit.

(Next Working Day)

Notifies regional records of apprehension.

Regional Records Staff

Completes form letter to notify victim or next-of-kin of escapee's apprehension for regional reentry coordinator's signature.

Cancels Escape Bulletin by stamping "cancelled" across the original date and indicating effective date of cancellation.

Send Escape Bulletin cancellations to same agencies that received original bulletins.

Reentry Specialist or Designated Staff

May return apprehended inmate to the custody of the Director pending trial for escape, retain inmate in local custody or return the inmate to the county of escape if requested by prosecuting county.

83090.6.7 Escape With Force or Very Serious Incident Involving Escape**Facility Staff (Immediately)**

Notifies P&CSD staff and requests APB.

Notifies AOD if outside normal work hours.

P&CSD Staff (Within Two Hours)

Notifies local law enforcement and personally delivers current photograph as well as following identifying information to law enforcement agencies:

- Name and CDC number.
- Commitment offense.
- Date and time of escape.
- Circumstances of escape.
- Facility phone number and contact person.

Notifies P&CSD, Headquarters, of incident.

P&CSD Headquarters Staff (Immediately)

Notifies Director of incident, if appropriate.

83090.7 Classification Policy

Classification is not a punitive action. It is a hearing to determine whether the inmate should be maintained at the current custody level or be placed into another custody level. A hearing is required any time an inmate is moved from one custody level to another.

83090.8 Return-to-Custody Parolee Work Incentive Credit Policy

Certain parole violators may earn work incentive credits that are applied toward reducing their period of parole revocation, including parole revocation extension time. The revocation period of any parolee, except those specifically excluded, may be reduced by work time credits in the same manner and to the same extent as a term of imprisonment may be reduced pursuant to PC 2933. Work time credits must be earned and may be forfeited pursuant to the provisions of PC 2933.

Parole violators who have had their parole revoked and who are serving a period of parole revocation in a county jail or a community correctional facility are eligible for PC 2933 credits. However, they must be serving a period of parole revocation determined to be eligible pursuant to PC 3057 and participating in an approved work incentive program.

Work time credits forfeited by parole violators shall not be restored. Parole violators who forfeit earned work time credits are also subject to BPT Parole Revocation Extension Hearings.

Parole Revocation Extension Hearing procedures continue to apply to those parole violators not eligible for the benefit of earned work incentive credits, but who commit an act of misconduct while in custody.

83090.8.1 RTC Parolee Work Incentive Screening Procedures**Case Records Staff**

Reviews Parole Revocation Screening Criteria form. If a parolee is excluded (based on "Yes" answers on form):

- Places the completed original Parole Revocation Screening Criteria form in the BPT Section of the C-file.
- Processes the hearing results.
- Forwards a copy of Parole Revocation Screening Criteria and parolee's copy of hearing results to the parolee.

If parolee is not excluded (based on "No" answers on form):

- Completes Parole Violator Revocation Release Date (PVRRD) worksheet (not in Day for Day Earning Status) based on one-third credit earning status.
- Files worksheet on top of Inmate Legal Status.
- Posts the following to the CDC Form 112, Chronological History, the CDC Form 144, Control Card and the BPT Form 1103 or 1104, Hearing Results:
 - Projected Revocation Release Date (PRRD) (recorded above the Maximum Revocation Release Date (MRRD)).
 - MRRD.
 - Discharge Review Date (DRD).
 - Controlling Discharge Date (CDD).
- Files Parole Revocation Screening Criteria in the BPT section of the C-file.
- Processes Hearing Results in accordance with COM.

If a parolee is placed in Workgroup A-1:

- Completes PVRRD worksheet (in Day-for-Day Earning Status).
- Files original of PVRRD worksheet (in Day-for-Day Earning Status) on top of PVRRD worksheet (not in Day-for-Day Earning Status).
- Routes copy of worksheet to parolee to advise the parolee of revised date.
- Posts the new PRRD on the CDC Form 112 and the CDC Form 144.
- Calculates and applies work time credit using the Parole Violator Time Calculation worksheet in conjunction with OBIS time collection printout.
- Files Parole Violator Time Calculation worksheet on top of Inmate Legal Status.
- Completes pre-release audits.

83090.9 Forfeiture of Work Time Credits Policy

Work time credit forfeited by RTC parolees shall not be restored. Division "F" violations are reported at the discretion of the agent of record and the unit supervisor following a case review. Return-to-Custody parolees are entitled to due process.

Parole violators who forfeit earned work time credit are still subject to BPT Parole Revocation Extension Hearings. Parole Revocation Extension Hearings procedures continue to apply to those parole violators not eligible for the benefit of earned work incentive credits, but who commit an act of misconduct while in custody.

83090.9.1 Forfeiture of Work Time Credits Procedures**Contract Employee (Within 2 days of Discovery of Incident)**

Writes rule violation on appropriate form.

Submits report to Agent of Record or Reentry Specialist.

Agent of Record/Reentry Specialist (Within 5 Days of Discovery of Incident)

Transposes information to the CDC Form 115, Rules Violation Report and signs as reporting staff member.

Attaches original rules violation report to CDC Form 115.

Submits completed CDC Form 115 to unit supervisor.

(Within 6 Days of incident)

Completes Revocation Extension Hearing documents.

Unit Supervisor, Reentry Coordinator or Designee (Within 10 Days of Discovery of Incident)

Reviews report for completion and accuracy.

Classifies level of violation.

Assures completed CDC Form 115 is served on parolee.

Determines need for staff assistance or investigator.

Refers completed CDC Form 115 to Senior Hearing Officer.

Senior Hearing Officer (Within 30 Days of Discovery of Incident)

Conducts rules violation hearing.

Makes credit loss determination.

83090.9.2 Supplemental Parole Violation Work Incentive Procedures**Case Records Staff**

Includes PRRD and the MRRD and whether the credit loss (assessed on the current CDC Form 115) has been computed in the projected PRRD, if eligible, on the BPT Form 1135-A.

83090.10 Revisions

The Deputy Director, P&CSD shall be responsible for ensuring this section is current and accurate.

83090.11 References

PC §§ 839, 2933, 3057, 4504, 4530(a), 4530(c), 4532, 4533, 4534, 6253, 11155.

CCR (15) (2) §§ 2740, 2741, 2742, 2743, 2744.

CCR (15) (3) §§ 3170, 3171(a), 3172, 3174, 3296.

ARTICLE 25 — INMATE OPERATION OF MOTOR VEHICLE*

Effective September 13, 1989

Not Cleared For Statewide Use**83100.1 Inmate Operation of Motor Vehicle Policy**

A re-entry inmate may be granted permission to operate a motor vehicle by a PA-II, Re-entry Specialist if:

- Commitment offense is not vehicle related.
- Inmate does not have a history of driving associated with alcohol or substance abuse.
- Inmate does not have any outstanding traffic warrants or history of serious VC violations.
- Inmate has a valid California Driver's License, and the vehicle is registered and insured.
- Parole agent determines that commitment offense and driving history present no significant driving risk and that operation of a motor vehicle is advantageous to inmate's program participation.
- Driving privileges may be suspended whenever a resident is found to be under the influence of alcohol and or a controlled substance or a positive test is received.

83100.1.1 Inmate Operation of Motor Vehicle Procedures**Re-entry Specialist**

Requires inmate to complete CDC Form 1663, Request by Work Furlough to Operate a Motor Vehicle.

- Inmate's Drivers License, copy of vehicle registration and copy of face page of insurance policy shall be attached.

Reviews request to operate a motor vehicle for compliance with policy.

Conducts DMV records check for inmate's driving record.

Approves or denies permission for the inmate to operate a motor vehicle. (Re-entry inmate may appeal decision to unit supervisor/center manager.

83100.2 Revisions

The Deputy Director, P&CSD is responsible for the accuracy of this section.

83100.3 References

Not Applicable.

ARTICLE 26 — REVOCATIONS

Effective August 28, 1989

84010.1 Introduction

A revocation hearing is an administrative proceeding where the Parole Agent presents to the BPT all of the known facts regarding a parole violation. The presentation shall include substantiation of the parolee's statement, as well as information developed through investigation of the charges.

The agent is neither a prosecutor nor a defender, but is present to give a complete picture of the parolee's violation and behavior while on parole. The Parole Agent describes the parolee's conduct and makes recommendations appropriate to the case. The BPT makes the decision as to whether or not parole should be revoked.

The P&CSD hearing agent provides for service of the hearing documents and meets due process considerations with respect to prior notice and advising of parolee rights. All P&CSD staff are expected to comport themselves, in behavior and attire, in a manner consistent with professional standards for an administrative hearing.

84010.2 Revocation Hearings

A revocation hearing may be ordered by the BPT or a unit supervisor following review of a violation report or an emergency action by the BPT. The hearing provides the parolee with an opportunity to respond

to the charges by presenting evidence, and examining witnesses, and presenting circumstances in mitigation of the violation.

84010.3 Revocation Definitions

Revocation hearings are administrative proceedings. A preponderance of evidence is sufficient for a finding of good cause. Courtroom standards of evidence and burden of proof do not apply. All relevant evidence is admissible, including hearsay.

There are six types of hearings conducted by the BPT:

- Pre-revocation: A hearing to determine if there is probable cause that a parole violation has occurred.
- Revocation: A hearing to determine if there is good cause to believe that a parole violation has occurred. If it is determined that a parole violation has occurred, the panel will also make determination as to the penalty.
- Revocation Screening Calendar (RSC): A review of criminal acts and parole violations to determine if there is good cause to believe that a parole violation has occurred and decide on an appropriate revocation assessment term to offer a parolee. A revocation hearing is not held if the parolee accepts the BPT offer. The review (screening) may be conducted either face-to-face with the parolee or in absentia. Face-to-face screenings are conducted at designated locations.
- BPT Headquarters Calendar Reviews: A review of a Board Report submitted to the BPT. This is a non-appearance hearing.
- Revocation Term Extension Hearings: A hearing to determine if there is good cause to believe that a parolee serving a revocation term has committed a new crime or a serious jail or CCR (15) violation. These decisions are made upon review of a report of in-custody misconduct.
- Schedule for Revocation-Psychiatric Treatment: A hearing to determine if:
 - A parolee is unable to continue in the community.
 - The disorder cannot be treated in the community.

84010.4 Revocation Hearing Locations

The hearing will normally be held within 50 miles of the location where the violation is alleged to have occurred. A hearing may be conducted in a CDC institution if the parolee is:

- Returned to the institution due to local overcrowding or on an emergency basis.
- Ordered scheduled for a hearing, but returned on a new commitment or other court order before the hearing could be conducted.
- In suspended or revoked status due to an arrest outside of California and is returned to California for a revocation proceeding.
 - Refer to DOM on Interstate Procedures for Revocation Process.
- Return to an institution by special action of the BPT psychiatric treatment.

84010.5 Areas of Revocation Responsibility**Hearing Agent**

Serves hearing forms.

Takes pleas.

Conducts attorney determination.

Advises regional hearing coordinator regarding case progress.

Furnishes copies of necessary reports and supporting documents.

May schedule hearings with BPT Scheduling Unit.

Notifies staff and witness of hearing and processes subpoenas.

Ensures that required documents, forms and materials are available for hearing.

Attends hearings.

Provides security and control at hearing.

Forwards all hearing materials and forms to the regional hearing coordinator when hearing is complete.

Regional Hearing Coordinator

May schedule hearings with BPT Scheduling Unit.

Monitors and maintains high quality revocation process within the region.

Coordinates hearing process with hearing agent, records staff, the BPT, other regions, AG's Office, respective CDC institutions, local jails and courts, the parolee and the parolee's counsel.

Assures that trained replacements are available to staff revocation hearings in the hearing agent's absence.

Maintains revocation data on all hearings.

Enters data on Holds, Screenings and Hearings into the Revocation Tracking System.

Parole Agent (Day of Hold or Discovery)

Submits CDC Form 1676, Revocation Tracking to Regional Revocation Unit.

(Within 6 Work Days of Arrest or Discovery)

Prepares Violation Report.

Deletes all confidential information and addresses and phone numbers of victims and witnesses from copies of Violation Reports and attachments to be provided to parolee and attorney.

- Prepares, dates and signs a memorandum specifying reasons for confidential classification of material (usually for protection of victims or witnesses).

Assists in locating and notifying witnesses.

Interviews fearful witnesses.

Notifies parolees not in custody of scheduled hearings and requests their presence for service of forms by the hearing agent.

Arrives at hearing site at least 15 minutes prior to scheduled time of hearing.

Attends hearings with up-to-date field files, field notes and current information regarding adjudication of any case before the court. Indicates parolee status on CDC Form 1655, Court Disposition Update. Any notes or field files used by Parole Agent at the hearing are subject to review by attorney. In the absence of the assigned Parole Agent, the unit supervisor or a designated Parole Agent will attend.

Arrests parolee if ordered returned to custody.

Assists in providing security at hearing from and remains on site until parolee is removed.

Notifies Regional Hearing Coordinator (RHC) if parolee has been moved prior to the hearing.

Regional Records Staff

Processes parole Violation Reports.

Computes projected Revocation Release Date, Revocation Release Date (RRD), Discharge Review Date (DRD), Controlling Discharge Date (CDD), and posts actions and distributes forms.

84010.6 Serving Procedures**Unit Supervisor (Within 8 Working Days of Hold)**

Forwards revocation package, with attachments to a hearing agent for service.

Forwards appropriate copies of revocation package, with attachments, to the appropriate regional hearing coordinator if an out-of-region case.

Hearing Agent (When Parolee is Served)

Reviews Violation Report and attached documents.

(Within 15 Working Days or 20 Calendar Days of Hold)

Serves parolee with BPT Form 1100, Notice of Right to Hearing and BPT Form 1079, Request for Interpreter if it is believed that parolee will need language assistance at hearing.

Maintains a supply of BPT Form 1083, Attorney Determination and Appeal, CDC Form 1122, Request for Hearing Format, and extra BPT Forms 1100's and 1101's for use when a parolee is being served.

Provides the parolee with a copy of the Violation Report and related non-confidential attachments.

Handles the case if the parolee refuses to sign notice of hearing as if a hearing had been requested, and makes a statement on the Notice of Hearing Form.

- Signs and dates statement if parolee refuses to sign any papers or is uncooperative at time of service.

Makes an independent judgment relative to witnesses and attorney.

(Within Four Days or Receipt of Notice of Right to Hearing)

Denies or approves request for an attorney days or receipt or witnesses.

(When Parolee is Served)

Informs parolee of requirement to decide within four days whether to waive or a hearing will be scheduled.

(Within 16 Days of Hold)

Notifies regional hearing coordinator of service results, and updates P&CSD Form 1676 when parolee requests a hearing.

Notifies regional hearing coordinator and BPT of service results and updates P&CSD Form 1676 if a second service is required by additional charges.

Regional Hearing Coordinator (Within 23 Days of Hold)

Forwards Revocation Scheduling Request by FAX to BPT Headquarters if a revocation hearing is being requested.

BPT Staff (Within Time Limits)

Appoints an attorney.

Conducts hearing.

84010.6 Revisions

The Deputy Director, P&CSD shall ensure that this section is current and accurate.

84010.7 References

CCR (15) (2) §§ 2615, 2635.

ARTICLE 27 — HEARING WAIVERS

Effective September 8, 1989

84020.1 Policy

Parolees are permitted to waive the revocation hearing. Psychiatric treatment-return cases may not waive.

84020.2 Waiver Definitions**Unconditional Waiver**

An unconditional waiver is a waiver of any right to a personal appearance before the BPT to contest the charges, but is not an admission of guilt. The BPT may extend the period of parole up to the statutory maximum. The parolee may not later request a hearing, unless the case has been referred to the screening calendar, but may appeal the assessed time.

Optional Waiver

A parolee in custody who is undergoing criminal prosecution may conditionally waive the revocation hearing. Upon receipt of an optional waiver, the BPT will determine whether there is good cause to revoke parole. This is a non-appearance hearing. A revocation hearing may be requested later.

- A hearing request must be submitted no later than two months before expiration of the revocation period. At a hearing, the BPT may not order the parolee returned to custody for a period longer than previously assessed.

Timeliness Waiver

A parolee with pending criminal proceedings (who is not in custody) may waive a timely hearing until the completion of the criminal proceedings.

84020.3 Waiver Procedures**Parole Agent (Within Seven Days of Adjudication)**

Monitors adjudication process and advises hearing agent of results if parolee has waived timely hearing.

Hearing Agent

Requires parolee to sign BPT Form 1101, Waiver of Revocation Hearing as either unconditional, optional, or timeliness waiver of revocation hearing or a hearing will be scheduled.

May complete BPT Form 1101-A, Waiver of Notice of Revocation Hearing if parolee requests a hearing but waives witnesses.

Completes BPT Form 1101, Revocation Plea Summary if parolee requests a hearing.

Forwards BPT Form 1101 and all other reports and forms to regional hearing coordinator.

Regional Hearing Coordinator

Forwards above material to regional case records.

Regional Records Staff

Prepares case for next waiver calendar per DOM.

BPT Staff

Notes panel action on BPT Form 1104, Summary of Revocation Decision: Hearing Waived and returns form to regional case records.

Regional Records Staff

Notes Projected Revocation Release Date (PRRD) and discharge date at top of Summary of Revocation Decision Form.

Sends Parole Agent two copies of Summary of Revocation Decision Form.

Parole Agent

Sends one copy of BPT Form 1104 with Revocation Release Date (RRD) to parolee.

84020.4 Parolee Request for Delay of Revocation Hearing**Hearing Agent**

Requires parolee to complete last page of BPT Form 1100, Notice of Right to Revocation Hearing when a parolee, at time of service, requests an extension of more than four days for decision.

BPT Scheduling Unit Staff

May schedule hearing.

Notifies regional hearing coordinator of hearing date.

Regional Hearing Coordinator

May notify hearing agent of scheduled hearing date.

Hearing Agent

May schedule hearing and notify BPT scheduling unit.

Notifies parolee of scheduled date by written notice.

Notifies unit supervisor and Parole Agent of scheduled hearing date.

(Immediately upon Notification)

Notifies the regional hearing coordinator if parolee scheduled for a revocation hearing elects to waive hearing.

Regional Hearing Coordinator

Notifies BPT Scheduling Unit of cancelled revocation hearing.

84020.5 Revisions

The Deputy Director, P&CSD shall ensure that this section is current and accurate.

84020.6 References

CCR (15) (2) § 2641 (a) (b) (c).

ARTICLE 28 — REVOCATION SCREENING

Effective August 28, 1989

84030.1 Policy

All cases except psychiatric treatment cases will be referred to the Revocation Screening Calendar (RSC).

Revocation cases with less than 30 days remaining on the parole period that do not meet RSC criteria will be referred to BPT Central Office Calendar by an Emergency Action Request.

Face-to-face screening will be conducted in designated locations, and all other screening will be done in absentia.

84030.1.1 Procedures**BPT Staff**

Reviews referred cases at regional records office or CDC institution in which the parolee is located.

Prepares BPT Form 1104, Summary of Revocation Decision: Hearing Waiver and makes a proposed assessment of time for RTC. (The panel may assess up to 11 months.) A PC 3057 determination will be done at the same time.

Hearing Agent

Serves parolee with Violation Report and attachments and advises parolee of rights.

Notifies parolee that BPT will assess a specific RTC time as indicated on BPT Form 1104.

Obtains parolee's signed unconditional waiver if offer is accepted.

Initiates revocation-scheduling procedures if parolee rejects the offer.

Parole Agent

Places parolee in custody if offer is accepted.

Regional Records

Forwards a copy of BPT Form 1104 to parolee after computing the time factors.

84030.2 Revisions

The Deputy Director, P&CSD shall ensure that this section is current and accurate.

84030.3 References

PC § 3057

CCR (15) (2) § 2637(7).

ARTICLE 29 — ATTORNEY DETERMINATION

Revised August 24, 1995

84040.1 Policy

The Department shall operate in compliance with the statutes and regulations established by the Legislature and control agencies.

Appropriate assistance shall be provided when CDC or its employees receive a request for assistance of an attorney.

84040.2 Purpose

This section establishes guidelines for the CDC to follow when a parolee requests the assistance of an attorney.

84040.3 Definitions**Appeal**

A formal request for, or the act of requesting, an official change of a decision, action, or policy.

BPT

The State agency which is responsible for the administration of paroles for those persons committed to the Department under PC 1168 and those committed under PC 1170 who also meet the criteria found in PC 2962.

Central Office Calendar

The calendar that is composed of administrative hearing officers as designated by the Deputy Director, P&CSD. They are authorized to make decisions regarding matters reported to the P&CSD, including the decision to order a hearing scheduled.

Central Office Hearing Coordinator

The P&CSD employee at headquarters who is responsible for hearing schedules, attorney appointments, and other hearing-related services.

Conditions of Parole

The specific conditions under which an inmate is released to parole supervision.

Field File

A working file maintained by a parole unit office containing information about a parolee and their current parole.

Hearing Agent

The P&CSD employee responsible for application of specific procedures pertaining to the parole revocation hearing process; the primary liaison between the P&CSD and the releasing authorities in matters and procedures pertaining to the parole revocation hearing process.

Hearing Coordinator

An employee assigned to coordinate the revocation process within a facility or a P&CSD region.

Indigent Parolee

A parolee who is wholly without funds at the time they violate the conditions of parole or otherwise provides good cause for the modification or revocation of parole.

Parole Agent

An employee and their supervisors in the Department who are assigned to supervise those persons released from incarceration to the supervision of the P&CSD.

Parolee

A felon or civil addict commitment released from confinement in State prison to supervision in the community.

Parole Violation

Conduct by a parolee that violates the conditions of parole or otherwise provides good cause for the modification or revocation of parole.

Parole Violation Extension

An extension of return-to-custody time for a parolee in revoked status.

Parole Violator

A parolee who is found to have violated parole and who may be returned to custody pursuant to PC 3057.

RPA

The Department's administrator of a P&CSD geographical region.

Relevant Evidence

Evidence which tends to prove or disprove an issue or fact in dispute.

Review

A formal investigation into facts related to appeal allegations, and documentation of the findings and the decision to grant or deny the appeal.

Unit Supervisor

A supervisor of case-carrying Parole Agents in the P&CSD.

8404.4 Procedures

When a parolee requests the assistance of an attorney, the guidelines for making a determination are found in the BPT Rules Section(s) 2690 through 2701.

Hearing Agent

The hearing agent shall:

- Review the parolee's field file.
- Approve or deny the parolee's request for counsel.
 - If the request for an attorney is denied, staff must inform the parolee that they may appeal the denial to the BPT within five days of receipt of the decision. No forms need to be completed for this appeal. The parolee may appeal by notifying the C&PR (if in a facility) or the district hearing agent if on parole. The parolee has the right to a telephone appeal to the BPT.
- Make a determination if the parolee is indigent or not.
- Complete a BPT Form 1083, Attorney Determination.
 - Sign, date the BPT Form 1083.
 - Provide a copy of the signed BPT Form 1083 to the parolee.
- Provide a copy of the parole violation report and all nonconfidential supporting attachments to the parolee's attorney.

BPT Staff

The BPT staff shall:

- Provide the parolee an attorney if indigence is declared.

8404.5 Criteria for Determining if a Parolee is Indigent

Parolees may be considered to be indigent when the following conditions prevail:

- The parolee is wholly without funds.
- The parolee has no job or any prospects of a job in the near future.
- The parolee has no other visible means of support.

8404.6 Staff Assistance to Parolees

CDC employees shall not assist a parolee in the preparation of any legal document except as provided for in the CCR 3160, for parolees who are illiterate or physically incapable. Employees shall not give any form of legal advice. Employees are permitted to help parolees find qualified assistance for their legal problems, but only through referrals to the California Bar Association, the local county bar association, or a local attorney referral service listing in the telephone yellow pages. Referrals to specific attorneys are prohibited.

8404.7 Revisions

The Deputy Director, P&CSD, and the Deputy Director, LAD, or their designees are jointly responsible for ensuring that the contents of this section are kept current and accurate.

8404.8 References

BPT Rules 2055, 2690, 2691, 2692, 2693, 2694, 2695, 2696, 2697, 2698, 2699, 2700, and 2701.

DOM § 14010.

CCR (15) (3) § 3160.

PC §§ 1168, 1170, 2962, 3057, 5054, and 5058.

ARTICLE 30 — WITNESSES

Revised July 1, 1996

8405.1 Policy

It is the policy of the Department to allow friendly or adverse witnesses to testify at revocation hearings.

8405.2 Purpose

This section describes the procedures that have been developed to enable departmental staff to implement and comply with requirements for witnesses testifying at revocation hearings.

8405.3 Definitions**Friendly Witness**

A witness who's expected testimony tends to support the parolee's arguments.

Adverse Witness

A witness whose expected testimony supports the violation charged. The primary adverse witness (victim, on-the-scene police officer, complainant, etc.) should be present at the hearing.

Confidential Witness

An informant whose identity is unknown to the inmate or parolee and who could be subject to harm if the person's identity were known.

Fearful Witness

A person who has given adverse information against the inmate or parolee and because of fear is unwilling to appear personally at the hearing.

Both the identity of the fearful witness and the adverse information are known by the inmate or parolee. However, the person's fear and trauma of facing the inmate or parolee outweighs the inmate or parolee's right to cross examination.

In order to encourage victims to participate in the revocation process and to assist in providing for their safety, the revocation hearing coordinator shall ensure that the policy and procedures as outlined in DOM 81040.13 and 81040.13.1 are adhered to.

8405.4 Procedures**Hearing Agent (At Least Seven Days Prior to Hearing)**

Reviews CDC Form 1676, P&CSD Charge Sheet/Revocation Tracking/Scheduling Request, to determine witnesses required at a hearing.

Notifies inmate or parolee of a scheduled hearing using BPT Form 1080, Notice of Date, Time and Place of Hearing.

Notifies unit supervisor and Parole Agent of the scheduled hearing by letter or CDC Form 1654, Parole Revocation Hearing Notice and Witness Determination. The method of notification shall be by FAX or messenger mail system. This notification shall be followed up by telephone notification within 48 hours of the scheduled hearing. The order of notification shall be as follows:

- The unit supervisor.
- In the absence of the unit supervisor, the agent of record.
- In the absence of the agent of record, the officer of the day.

All notification efforts shall be documented on a CDC Form 1676.

Adverse Witnesses

The hearing coordinator is responsible for making every effort to ensure the attendance of any requested adverse witness deemed necessary by the hearing coordinator.

Friendly Witnesses

The hearing coordinator should assist the inmate or parolee in notifying friendly witnesses if they will have difficulty doing so themselves and if they are not represented by an attorney. If assisted by an attorney, the attorney must be advised that they are responsible for notifying friendly witnesses who are not confined in prison. The attorney should notify the hearing coordinator or witnesses so that arrangements can be made to have them enter custodial facilities.

Fearful Witnesses

Adverse witnesses who refuse to attend the hearing either because they would be subject to risk or harm if their identities were disclosed or who, even if their identities were known, fear for their safety should they attend the hearing, shall be interviewed by a Parole Agent prior to the hearing, and their information documented in writing or on tape. The reasons for their fear shall also be documented. The hearing panel shall determine whether there is good cause to excuse the witnesses' attendance and shall document the decisions, including the reasons.

Law Enforcement

Notifies other law enforcement officers of their scheduled appearance at revocation hearings by subpoena. Only with the approval of their agency representatives will FAX or form letters be used. Notification must be made seven days prior to the scheduled hearing date.

Documentation

All efforts to locate adverse witnesses shall be documented on CDC Form 1676. Any efforts made to locate friendly witnesses for an inmate or parolee unassisted by counsel shall also be documented.

If a witness is located, but refuses to attend, the reason for the refusal shall be documented to give the hearing panel sufficient information to determine whether it is reasonable to excuse the witness' attendance.

Transportation

Adverse witnesses who need transportation should be transported to the hearing where feasible. Friendly witnesses for an inmate or parolee without counsel may be provided transportation.

Interviewing Witnesses

Inmates, parolees, or their attorneys have a right to speak to possible witnesses, but it is completely within the discretion of individual witnesses whether to speak to or disclose their whereabouts to inmates, parolees, or their attorneys. No attempt should be made by staff to influence the witnesses' decisions.

Decision

The hearing agent advises the inmate or parolee of the decision on a CDC Form 1654.

84050.5 Revisions

The Deputy Director, P&CSD, or designee is responsible for ensuring that the contents of this section are kept current and accurate.

84050.6 References

CCR (15) (2) § 2668.
DOM § 81040.

ARTICLE 31 — SUBPOENAS

Effective August 11, 1989

84060.1 Policy

Subpoenas may be issued to require the attendance of witnesses or the production of documents at revocation hearings. The parolee, the parolee's attorney, P&CSD staff, or BPT staff may request that a subpoena be issued. The hearing agent may reject the subpoena request if inappropriate. All requests for subpoenas shall be made to the hearing agent. Subpoenas will not be issued to CDC employees unless ordered by the BPT.

To secure a subpoena duces tecum, a declaration which shows good cause for production of documentary evidence and specifies precisely the documentary evidence to be produced must accompany the request. The declaration shall state the relevance of the evidence to the hearing, and state the requested witness has possession or control of the documentary evidence.

84060.2 Revisions

The Deputy Director, P&CSD shall ensure that this section is current and accurate.

84060.3 References

CCR (15) (2) §§ 2675 – 2682

ARTICLE 32 — REVOCATION HEARINGS

Effective August 28, 1989

84070.1 Revocation Hearing Policy

The hearing agent shall staff the revocation hearing and coordinate P&CSD staff participation in the hearing.

Any information from a parolee supporting a request for an attorney shall not be made available to the hearing panel unless parolee appeals denial to the panel. In such cases, the hearing panel will advise what information they require.

Physical evidence ordinarily will not be required at a hearing. Photographs of physical evidence, such as a knife or gun, can often be used in place of the actual item. The hearing agent may bring physical evidence to the hearing if:

- Parolee has requested it and it appears necessary for the hearing.
- Hearing room security is not endangered.
- There is no other means of presenting the information.

84070.1.1 Revocation Hearing Procedures**Hearing Agent**

Arrives at least 30 minutes prior to the hearing to ensure the hearing room is ready, to greet and instruct attorney and witnesses and advise panel members of any unusual security concerns.

(Prior to The Hearing)

Assures that all documentary evidence (unless designated confidential) has been made available to parolee and attorney in a timely manner and is available at the hearing.

- Evidence includes the Rules Violation Report, arrest report, special services reports, psychiatric reports and statements of witnesses.

Provides specific written description of unavailable documentary evidence and reasons for unavailability.

(If Hearing is Not Completed)

If a hearing has been continued, hearing agent maintains BPT Form 1103, Summary of Revocation Hearing and Decision with hearing tape and presents to subsequent hearing panel for their review prior to reconvening the hearing.

**84070.2 Court Disposition Update Procedures
Parole Agent (One Day Prior to Hearing)**

Completes CDC Form 1655, Court Disposition Update.

(At Revocation Hearing)

Provides BPT hearing staff with completed CDC Form 1655.

84070.3 Hearing Security Policy

The hearing agent has the responsibility for security at the parole revocation hearing. The hearing agent may obtain assistance from jail personnel, other Parole Agents or other law enforcement personnel. The Parole Agent is responsible for security at the revocation hearing in the absence of a hearing agent.

**84070.3.1 Hearing Security Procedures
Hearing Agent (Prior to Hearing)**

Advises BPT staff and facility staff of security concerns.

Searches and places parolee in restraints until individual is returned to a secure area or released from custody.

- Under normal conditions, the type of restraints should permit limited hand movement in order for parolee to read and handle material necessary to the hearing.
- Institutional policy will prevail at CDC institutions.

Advises BPT hearing representative if agents are armed.

May conduct an exterior body search of non-peace officers for weapons. (If a metal detector is available, it may be used.)

Requires participants to leave purses or briefcases in a secure area.

Requires that witnesses wait in an area separate from hearing room where supervision and control can be exercised.

Separates friendly and adverse witnesses to minimize potential for conflict or intimidation.

Places fearful witnesses in a waiting area completely isolated from other witnesses (friendly or adverse) and out of view of parolee.

(Immediately)

Reports any threats against staff to person threatened and to P&CSD Headquarters.

84070.4 Staffing Revocation Hearing in Hearing Agent's Absence

The regional hearing coordinator is responsible for maintaining a high quality revocation hearing process. If the hearing agent will not be available to attend a hearing, the hearing agent, or in the hearing agent's absence, the regional hearing coordinator or designee shall thoroughly brief any Parole Agent assigned to a revocation hearing of staff responsibilities and hearing procedures.

**84070.5 Revocation Hearing Procedures in Hearing Agent's Absence
Assigned Parole Agent (Prior to Hearing)**

Reviews DOM on Revocation Procedures and the BPT Hearing Agent Manual.

Determines name and location of person with keys to hearing room and information regarding facility.

Ensures that all relevant documents, forms and materials are available for hearings.

Attends hearings.

Advises Regional Hearing Coordinator regarding hearing results.

(When Hearing is Completed)

Forwards all materials and forms to the Regional Hearing Coordinator.

84070.6 Physical Evidence at Parole Revocation Hearing

Although parolees charged with parole violations have a right to have "evidence against them disclosed" and a right to confront and cross-examine adverse witnesses, they do not have an absolute right to compel the production of physical evidence at a hearing or to examine physical evidence before the hearing. However, under extraordinary circumstances, when there is no other means of presenting information and the physical evidence is needed to judge a factual issue at the hearing, the Parole Agent may either bring the physical evidence to the hearing or arrange for the parolee's attorney to examine the physical evidence before the hearing.

The Parole Agent may accept a request for use of physical evidence at a hearing if:

- The parolee has requested the evidence be made available or the evidence appears necessary for the hearing.

- Institutional security will not be endangered and there is no other means of presenting the evidence.

If the request for physical evidence is denied, the reason(s) for denial shall be documented and made available to the hearing panel.

84070.7 Post Hearing Policy

Decisions made at revocation hearings shall be effective on the date signed by the BPT panel. The Parole Agent shall implement the decision immediately.

84070.7.1 Post Hearing Procedures

Parole Agent

Places parolee in custody if return-to-custody is ordered.

Removes parole hold if BPT does not order further custody and parolee is not out to a hearing from a CDC institution.

Hearing Agent

Forwards the original tape recordings and yellow copy of BPT Form 1103 to BPT.

Distributes BPT Form 1103 copies as follows:

- Original to C-File.
- Copy to CDC Research.
- Copy to Parole Agent for field file.
- Copy to parolee.

If BPT does not order further custody and parolee is out to a hearing from a CDC institution, immediately notify appropriate Regional staff.

Regional Records Staff

Notifies Institutional Records staff of the BPT action so that the Department detainee can be removed if there are no other holds on file.

84070.8 Revisions

The Deputy Director, P&CSD shall ensure that this section is accurate and current.

84070.8 References

CCR (15) (2) §§ 2665 - 2667.

ARTICLE 33 — REVOCATION EXTENSION HEARING

Effective August 28, 1989

84080.1 Policy

The BPT may assess additional revocation time for parolees in RTC status who commit violations of law, violate a serious jail rule, or who violate any of the sections of the CCR. Violations committed by parolees in RTC status in CDC institutions will be handled by CDC institution staff. P&CSD staff will handle violations committed by parolees in RTC status in a non-CDC facility.

84080.1.1 Procedures

Parole Agent

Reviews facility report of in-custody misconduct to determine if a reportable violation was committed (e.g., conduct prosecutable as a felony or misdemeanor or any misconduct defined as a serious disciplinary offense under CCR 3315).

(Within 6 Days of Learning of the Incident)

Prepares and submits BPT Form 1135, Miscellaneous Decision, BPT Form 1135-A, Report of In-Custody Misconduct and attaches a copy of the facility report.

Notes on the BPT Form 1135-A when misconduct has been referred to DA for prosecution.

Unit Supervisor (Within 15 Days of Misconduct)

Reviews and signs report.

Submits BPT Form 1135-A to Region Records.

Distributes copies of BPT Form 1135-A as follows:

- Original to Regional Records for inclusion in C-File.
- Copy to Regional Hearing Coordinator.
- Three copies to hearing agent for service and other purposes.

Requests an emergency action by the BPT if BPT Form 1135-A will arrive at BPT, Central Office Calendar, within five days before parolee's revocation release date.

Regional Records

Places case on revocation extension screening calendar (RESC).

BPT Staff

Reviews Report of In-Custody Misconduct and:

- Notes report and takes no action, or
- Orders matter scheduled for a parole revocation extension hearing, or
- Refers case to RESC.

Informs Regional Hearing Coordinator of action.

Regional Hearing Coordinator

Directs Hearing Agent to serve parolee with notice of all applicable rights.

84080.2 Classification of Disciplinary Rule Violations

Disciplinary rule violations, subject to punishment pursuant to parole revocation extension hearing proceedings, include acts of misconduct punishable as felonies or misdemeanors and acts of misconduct defined as serious disciplinary offenses.

Classification of a disciplinary rule violation, punishable as a felony, misdemeanor or serious disciplinary rule violation, will determine the appropriate punishment that may be assessed by a BPT hearing panel.

84080.3 Disciplinary Rule Violations Schedule

When a BPT hearing panel finds good cause that a prisoner has committed an act of misconduct subject to punishment pursuant to PC 3057, the panel may assess additional time to the prisoner's parole revocation period in accordance with the following schedule:

Upon a finding of good cause to believe that a parolee, confined pursuant to a parole revocation, has committed an act of misconduct punishable as a felony, whether or not prosecution is undertaken, a BPT panel may assess from zero to 180 days of additional revocation time. Acts of misconduct punishable as felonies include:

- Murder, manslaughter, or attempted murder.
- Aggravated assault by life prisoner or non-life prisoner.
- Possession or manufacture of any firearm, deadly weapon, or explosive device (includes any sharp instrument).
- Battery of non-prisoner by prisoner.
- Assault with a deadly weapon or caustic substance.
- Rape, sodomy or oral copulation accomplished against victim with force.
- Arson involving the burning of a structure.
- Possession of flammable explosive or combustible material with intent to burn any structure or property.
- Solicitation of murder, assault with a deadly weapon by means of force likely to produce bodily injury, arson or a forcible sex act.
- Taking of a hostage.
- Escape or attempted escape with force.
- Escape from any prison, institution, camp or reentry facility.
- Escape or attempted escape without force from a prison, institution, camp or reentry facility.
- Willful and intentional destruction of public property valued in excess of \$400 in a state prison or county jail.
- Conspiracy to commit any felony or misdemeanor offense.
- Assault or battery on a peace officer, not involving the use of a weapon.
- Furnishing equipment or aiding and abetting an escape or escape attempt.
- Extortion.
- Bribery.
- Solicitation of extortion, bribery or forgery.
- Arson of land or property of another, not involving a structure.
- Forgery, falsification or alteration of any official record or document, prepared or maintained by CDC, which could result in imprisonment.
- Possession of any narcotic, drug or controlled substance in a reentry facility.
- Manufacture of alcohol.
- Possession of any alcoholic beverage or intoxicating substance in any prison, institution or camp including a reentry facility.
- Possession of any container, device, contrivance, instrument or paraphernalia intended for unlawfully injecting or consuming narcotics, drugs or alcoholic beverages.
- Commission of any felony offense not otherwise mentioned in this schedule.

Misdemeanors

Upon a finding of good cause to believe that a parolee, confined pursuant to a parole revocation, has committed an act of misconduct punishable as a misdemeanor, whether or not prosecution is undertaken, a BPT Panel may assess

from zero to 90 days of additional revocation time. Acts of misconduct that are punishable as misdemeanors include:

- Participating in a riot, rout or unlawful assembly.
- Inciting a riot.
- Indecent exposure.
- Battery on a prisoner in which no serious bodily injury is inflicted and no weapon is used.
- Theft or embezzlement involving funds or property valued less than \$400.
- Intentional destruction of state property valued less than \$400.
- Consensual participation in an act of sodomy or oral copulation.
- Gambling in any prison, institution, camp or reentry facility.
- Commission of any misdemeanor offense not otherwise mentioned in this schedule.

Serious Disciplinary Offenses

Upon a finding of good cause to believe that a parolee, confined pursuant to a parole revocation, has committed an act of misconduct defined as a serious disciplinary offense, a BPT panel may assess from zero to 30 days of additional revocation time. Serious disciplinary offenses include, but are not limited to:

- Any act a prisoner commits is a serious disciplinary offense if the act involves force or violence against another person, breaches or threatens institution security, seriously disrupts institution operations, introduces or uses dangerous contraband or controlled substances; or if the prisoner attempts to commit any such act coupled with a present ability to carry out the threat or attempt if not prevented from doing so.
- Any act of misconduct which is reportable to the BPT.
- Intentional destruction of state property valued at \$50 or more, or intentional damage to State property requiring more than \$50 to repair or replace.
- Hideout or preparation to escape.
- Possession of escape paraphernalia.
- Possession of more than five dollars without proper authorization.
- Acts of disobedience or disrespect which by reason of intensity or context create a potential for violence or mass disruptive behavior.
- Willfully inciting or attempting to incite other persons to commit an unlawful act of force or violence.
- Refusal or failure to perform work or participate in programs as ordered or assigned.
- Participation in a strike or work stoppage.
- Mail or visiting violations that create a threat to the safety of any individual or to institutional security, including the introduction of dangerous contraband or a controlled substance, or the obtaining or attempt to obtain a family visit by falsification of information.
- The throwing of any liquid or solid substance on a non-prisoner.
- Unauthorized possession of official departmental records or documents which could affect any prisoner's sentence.
- Refusal to be tested for controlled substances.
- Late return or failure to return from authorized temporary release.
- A pattern of administrative rule violations indicating significant maladjustment, which are of increasing seriousness or are of special significance in light of an existing release date.
- Involvement in a conspiracy to do any or all of the above.

84080.4 Revocation Extension Screening Calendar BPT Staff

Approves report for action by RESC.

Prepares and signs BPT Form 1104.

Notes report and takes no action.

Makes a proposed assessment for extending revocation time period.

- The panel may extend a revocation period to a maximum of 30, 90 or 180 days, depending on the severity of the offense.

Hearing Agent

Informs parolee that the BPT will assess the number of days indicated on BPT Form 1104 for the in-custody misconduct charge if parolee agrees to accept the assessment and waives a parole extension hearing.

Has parolee sign a BPT Form 1101-B, Unconditional Waiver if parolee agrees to waive the hearing.

Gives a copy of BPT Form 1104 and BPT Form 1101 to parolee.

Forwards copies of BPT Forms 1101 and 1104 to BPT Data Processing Unit.

Distributes record of the hearing per post-hearing procedures.

84080.5 Parolee Rights

Parolees will be afforded the same rights at a parole revocation extension hearing that are afforded to parolees at parole revocation hearings.

84080.6 Revisions

The Deputy Director, P&CSD shall ensure that this section is current and accurate.

84080.7 References

PC § 3057.

CCR (15) (2) § 2742.

ARTICLE 34 — DMH COMMITMENT

Effective August 28, 1989

84090.1 Policy

The Penal Code requires that specific 1987 convicted felons who are severely mentally disordered be provided psychiatric treatment by DMH as a condition of parole. Continued treatment is also required upon termination of parole.

A parolee shall receive inpatient treatment, in a DMH facility, as a condition of parole if:

- The offender has a severe mental disorder which is not in remission or cannot be kept in remission without treatment.
- The severe mental disorder was a cause or an aggravating factor in the commission of a crime for which the offender was sentenced to prison.
- The offender has been in treatment for severe mental disorder for 90 days or more within the year prior to release.
- The crime for which the offender was sentenced to prison was a crime in which the prisoner used force or violence or caused serious bodily injury. The injury was a serious impairment of physical condition which includes, but is not limited to, loss of consciousness, concussions, bone fractures, protracted loss or impairment of function of any bodily member or organ, a wound requiring extensive suturing, or serious disfigurement.
- A CDC Chief Psychiatrist has certified to the BPT that the offender meets all of the above criteria.
 - If the BPT determines the inmate meets certification criteria, it will order treatment by DMH as a condition of parole. The inmate shall be served with the special condition of parole and be informed, in writing, of his or her options regarding their Certification Hearing.

Psychiatric Treatment Ordered

If psychiatric treatment is ordered by the BPT as a condition of parole, the inmate shall be served with the Conditions of Parole including the special condition to undergo mental health treatment in a DMH facility and shall be informed, in writing, of the right to request a Certification Hearing. If applicable, the inmate shall also be processed for transfer to a designated DMH facility on or before the earliest possible release date (EPRD). The inmate has the following options:

- Accept the special condition(s) of parole and be transferred to a DMH facility.
- Refuse to accept the special condition(s) of parole and be scheduled for a parole revocation hearing with counsel pursuant to PC 3060.5.
- Sign the CDC Form 1515, Conditions of Parole and request a Certification Hearing before the BPT.

Placement Hearing

The parolee also has a right to a placement hearing after 60 days at a DMH hospital. The purpose of the placement hearing is to determine if the state hospital is the appropriate place for treatment. (This hearing is separate from the above mentioned Certification Hearing and may occur any time after the parolee has been in the DMH hospital over 60 days.)

At all hearings the following persons must be present:

- Parolee/inmate.
- Hearing Agent.
- Parole Agent.

- Attorney of parolee/inmate.
- Interpreter, if required.
- Any other person required by parolee's attorney.

Treatment not Required

If the Certification Hearing at the DMH hospital results in a decision by the BPT that PC 2962 criteria are not met, the parolee shall be immediately released from the facility to P&CSD field supervision.

If a Placement Hearing results in a decision by the BPT Panel to place the parolee on outpatient status, the parolee shall be immediately released from the facility to P&CSD field supervision. Outpatient psychiatric treatment for these cases shall be arranged by DMH staff.

Certification for mental health treatment does not alter P&CSD and BPT violation and other reporting requirements (including discharge review), regardless of whether parolee is on inpatient or outpatient treatment status. Additionally, a parolee receiving treatment on outpatient status may be ordered placed in a secure mental health facility by the outpatient program director if it is determined that the parolee can no longer be safely or effectively treated in the outpatient program.

84090.1.1 Mentally Disordered Parolee DMH Commitment Procedures

Institution C&PR

Serves inmate with special condition of parole "to participate in treatment by the state DMH pursuant to PC 2962".

Serves inmate or parolee with BPT Form 1410, Notice of Right to Certification Hearing and completes BPT Form 1410-A.

Forwards C-File to CMC if inmate or parolee (male) will be housed at Atascadero State Hospital, or retains file at CIW if parolee (female) will be housed at Metropolitan State Hospital (MSH).

Forwards release fund check to either the San Luis Obispo (SLO) Parole Unit or Region IV Office.

Arranges for transfer of parolee or inmate to either Atascadero or Metropolitan State Hospital as appropriate.

- Notifies appropriate P&CSD staff of transfer by memorandum.

Parole Agent (SLO Parole Unit or Region IV Hearing Agent)

Reviews C-File to assure that parolee has been served with BPT Form 1410.

- Serves parolee with BPT Form 1410 as soon as possible, if not previously served.
- Initiates scheduling of hearing by BPT by submission of BPT Form 1430, MDO Scheduling Request.

Contacts BPT to schedule PC 2960 Hearing and requests independent psychiatric evaluation (if requested by parolee or parolee's attorney).

Prepares hearing package consisting of:

- Legal Status Summary Sheet.
- Certification of Chief Psychiatrist.
- Psychiatric Reports.
 - DMH certifying reports.
 - CDC certifying reports.
 - Any independent evaluations.
 - Other psychiatric or psychological evaluations.
- Legal documents (pertaining to current commitment offense).
 - POR.
 - Abstract of Judgment.
 - Arrest reports, if available.
 - Sentencing transcript, if available.
 - Any other documents relevant to sentencing.
- Miscellaneous.
 - BPT Form 1410, Notice of Hearing Rights.
 - BPT Form 1400, BPT Certification(s) Review.
 - CDC Form 1654, Parole Hearing and Witness Determination.
 - Any other documents pertinent to PC 2960 determination.

Advises CDC Chief Psychiatrist of hearing date prior to distributing CDC Form 1654 if Chief Psychiatrist is to be a witness.

(At Least 10 Days Prior to Leaving)

Provides copies of hearing package to parolee's attorney and Chief Psychiatrist.

Assures that C-File, including medical files and hearing package for BPT panel members are available at hearing.

Distributes copies of certification package to:

- C-File.
- Agent of record.
- BPT.
- Parolee.
- Parolee's attorney.
- Mails decision hearing packet, and tape to BPT.

Provides parolee with BPT Form 1040, Application for Appeal and written instructions for Filing a Petition for Judicial Review of BPT Finding of Severe Mental Disorder Requiring Treatment, if parolee is certified for inpatient treatment.

Assists the parolee in completing above documents if necessary.

Advises parole unit supervisor of hearing results if parolee is not certified for inpatient treatment.

Advises Regional Reentry Coordinator and parole unit supervisor of hearing results if parolee is not certified for inpatient treatment.

(Immediately Upon Completion of Hearing)

Advises parolee of reporting instructions on basis of CDC Form 611, Release Program Study in file if parolee is ordered released.

- Serves parolee with new conditions of parole.
- Arranges parolee's release and parolee's transportation to program. (DMH staff will arrange parolee's psychiatric treatment program if parolee is placed in outpatient status at a Placement Hearing.)
- Provides release funds to parolee.

84090.1.1 Placement Hearing Policy

A parolee has the right to request a Placement Hearing anytime after receiving treatment by the State DMH pursuant to PC 2962 for more than 60 days after the parole date.

84090.1.2 Placement Hearing Procedures

Parole Agent (SLO Parole Unit or Region IV Hearing Agent)

- Serves parolee with BPT Form 1420, Notice of Rights of Placement Hearing and completes BPT Form 1420-A.
- Initiates scheduling of hearing by BPT by submission of BPT Form 1430, Scheduling Request for a Mentally Disordered Offender.
- Requests BPT to obtain independent psychiatric evaluation if requested by parolee.

Prepares Placement Hearing package consisting of:

- CDC Form 112, Chronological History.
- Abstract of Judgment.
- Legal Status Summary.
- DMH hospital and CONREP Evaluation (addressing placement).
- Independent Evaluations if applicable.
- Notice of Hearing Rights Acknowledgement (this hearing only).
- BPT Form 1415, Prior Decisions, BPT Form 1400, BPT Certification Review and CDC Chief Psychiatrist Certification.

Notifies parolee, parolee's attorney and DMH representative of hearing date and time by CDC Form 1654.

Furnishes hearing package to parolee's attorney.

Assures that C-File, including medical files, and hearing package for BPT and panel members is available at hearing.

Provides parolee with BPT Form 1040, Application for Appeal.

Distributes copies of placement package and BPT results.

84090.2 Revisions

The Deputy Director, P&CSD shall ensure that this section is current and accurate.

84090.3 References

PC §§ 2960 - 2980.

ARTICLE 35 — UNIT SUPERVISOR RESPONSIBILITIES*Revised September 27, 1996***85010.1 Policy**

It is the policy of the Department that all work produced by unit staff is subject to supervisory review.

85010.2 Purpose

The purpose of this section is to specify the role, functions, and responsibilities of the unit supervisor.

85010.3 Definitions**Conditions of Parole**

The conditions under which an inmate is released to parole supervision, including any added special conditions.

Field File

A file maintained by a parole unit office containing pertinent information regarding a parolee's criminal history, current commitment offense, and adjustment to parole.

Parole Agent

A departmental peace officer employee who is assigned to supervise those persons released from incarceration to serve a period of parole.

Parolee/Release

A felon or civil addict released from confinement in State prison to supervision in the community.

Parole Violation

Conduct by a parolee that violates the conditions of parole or otherwise provides good cause for the modification or revocation of parole.

RPA

A CDC administrator of a P&CSD Region.

PA

A CDC administrator of a P&CSD unit, units, or geographical area.

Unit Supervisor

A supervisor of Parole Agents or supervisor of a unit office in P&CSD.

85010.4 Responsibilities

Supervisors are responsible for monitoring the quantity and quality of the work of Parole Agents under their supervision and are expected to take appropriate actions when necessary to ensure that agents' work conforms to P&CSD policy and procedures.

At times, certain responsibilities may be assumed by a PA or another unit supervisor in the event of the primary unit supervisor's extended absence.

Responsibilities that shall not be delegated below the level of unit supervisor are:

- Grievances.
- Adverse actions.
- Performance appraisals.
- Hiring personnel.

85010.5 Features

The supervisor of a parole unit is one of the most critical and influential persons in P&CSD.

The supervisor ensures that Parole Agents accomplish the mission of community protection and the brokerage of casework services.

The supervisor is in the best position to assist agents in developing the knowledge and skills needed to be effective in supervising parolees.

A supervisor's effectiveness is demonstrated by the work the agents produce and how well the parole mission is accomplished.

All work is subject to supervisory review.

85010.6 Arrest Training

The unit supervisor shall ensure that training regarding arrest procedures is provided for all Parole Agents and that a plan for anticipated office arrests is formulated.

All staff present in the office, including clerical staff, shall be advised of any anticipated arrest in the office.

85010.7 Employee Probationary Appraisal Policy

A report of the probationer's performance shall be made to the employee at sufficiently frequent intervals to keep the employee adequately informed of progress on the job. If the employee is rejected during the probationary period, a final report may be filed for the

period not covered by the previous reports. A written notice of rejection shall be served prior to the conclusion of the prescribed probationary period. The report shall be treated as a confidential document.

85010.8 Employee Probationary Appraisal Procedures**Unit Supervisor (Within Ten Days After the End of Each One-third of Probationary Period)**

Prepares probationary performance report.

Discusses report with employee.

(Before Report is Filed)

Provides employee with a signed copy of the probationary report.

Forwards signed report to PA.

PA

Reviews report.

- Interviews and discusses report with employee if requested.
- Treats report as confidential document.
- Returns the signed report to the unit supervisor for distribution.

85010.9 Annual Performance Appraisal Policy

SPB rules require that a supervisor prepare a written performance appraisal on each employee's overall work performance at least once every 12 months after the end of the employee's probationary period. The performance report shall be treated as a confidential document.

Annual performance appraisals shall be completed for employees who have completed at least one year in non-probationary status based on their birthday with a report due that month and each year thereafter.

85010.10 Annual Performance Appraisal Procedures**Unit Supervisor (Once Every 12 Months)**

Prepares written performance appraisal on each employee.

Discusses report with employee.

Provides a signed copy of the performance appraisal to the employee.

85010.11 Apprenticeship Program Policy

All employees entering a rank and file peace officer job classification are apprentices unless they have already attained journey-level status in the same classification accepted by C.P.O.S.T.

The apprenticeship program for all PA-I rank and file apprentices requires the completion of a minimum of 3600 hours in the respective work processes and a minimum of two years on the job, unless qualifying credit is awarded by the local C.P.O.S.T. subcommittee pursuant to the C.P.O.S.T. guidelines. These apprentices are required to complete the academy appropriate to their classification, but the time spent at the academy is included in the 3600-hour work process requirement.

The Unit Supervisor ensures apprentices over a two-year period have the opportunity and training to perform the following work processes:

- Supervision of parolees (600 hours).
- Report writing/Record keeping (500 hours).
- Investigating (600 hours).
- Arrests (400 hours).
- Additional experience (300 hours).

The Unit Supervisor evaluates the apprentice's performance and takes corrective action when necessary as part of the evaluation process. The apprentice's record sheet shall be reviewed and approved monthly and forwarded to the Regional Training Coordinator.

In addition, the Unit Supervisor shall prepare a written performance appraisal on each employee's overall work performance once per quarter for the entire apprenticeship period.

85010.12 Contact With Legislators Policy

Meetings with members of the State or U.S. Legislature or their staff shall be cleared by channels by the Deputy Director, P&CSD. Contacts by legislative members or their representatives with P&CSD staff shall be made a matter of written record by a CDC Form 967, Legislative Contact Report. Staff in institutions and parole regions are to FAX reports involving policy issues, public interest, or high notoriety cases to the appropriate personnel within eight working hours. Reports on routine inquiries should be sent by regular mail.

85010.13 Payroll Warrant Policy

The person who receives and handles payroll warrants shall not perform any duties outlined in the SAM 8580.1, Duties Incompatible with Handling of Salary Warrants.

85010.14 Revisions

The Deputy Director, P&CSD, or designee is responsible for ensuring that the contents of this section are kept current and accurate.

85010.15 References

SPB Rules and Regulations.

DOM § 33010.

SAM § 8580.1.

C.P.O.S.T. Standards and Regulations Manual.

ARTICLE 36 — WORKLOAD

Revised January 8, 1996

85020.1 Policy

Standard workload for a case-carrying agent shall be in accordance with the current Memorandum of Understanding (MOU) for Bargaining Unit Six.

85020.2 Purpose

The purpose of this section is to establish uniform guidelines for determining workloads

85020.3 Workload Calculation Procedures**Unit Clerical Staff (By 25th Day of Month)**

Prints Caseload Roster Report and gives it to the Parole Agent.

Parole Agent (By Last Working Day of Month)

Parole agent reconciles the Caseload Roster Report and submits the roster to the unit supervisor.

Unit Supervisor (On the First Working Day of Month)

Reviews all active and non-active cases on the roster.

Reviews workload assigned to each agent on the Unit Workload Summary Report.

(During Next Five Working Days)

Decreases workload for agents if required by MOU by using available options.

85020.4 Revisions

The Deputy Director, P&CSD, or designee is responsible for ensuring that the contents of this section are kept current and accurate.

85020.5 References

The MOU for Bargaining Unit Six.

ARTICLE 37 –WORK WEEK GROUPS AND WORK HOURS

Revised June 1, 2006

85030.1 Policy

It is the policy of the California Department of Corrections and Rehabilitation (CDCR) to abide by the California State Civil Service Rules and Regulations and the individual bargaining unit contracts governing work week groups and work hours.

85030.2 Purpose

It is the purpose of this Section to establish guidelines for the work week and work hours in the Division of Adult Parole Operations (DAPO) and its subordinate units.

85030.3 Disclaimer

If provisions in this Section conflict with any statute(s) or Memorandum of Understanding (MOU), the statute(s) or MOU shall prevail as it relates to the specific represented group. Any exceptions to this policy will be considered at the Chief Deputy Secretary, Adult Operations, level.

85030.4 Definitions

To clarify terminology used in the work week and work hours process, the following definitions are included as a guide. These are not inclusive, and any definitions contained in statutes shall supersede those contained in this Section.

Administrative Officer-of-the-Day

Parole Agent III or above assigned to maintain the authority and responsibility for making administrative decisions and disseminating information during non-business hours regarding serious incidents in the absence of the Regional Parole Administrator.

Agent-of-Record

Parole Agent assigned to supervise a specific parolee or civil addict releasee.

Assistant Unit Supervisor

Parole Agent II at a field parole unit, more commonly referred to as an Assistant Unit Supervisor.

Deputy Regional Parole Administrator

A CDCR administrator in a DAPO parole region.

District Administrator

A CDCR administrator of a DAPO unit, district, or geographical area.

Parole Agent

A departmental peace officer who is assigned to supervise those persons released from incarceration to serve a period of parole.

Regional Parole Administrator

A CDCR administrator of a DAPO Parole Region.

Unit Supervisor

A supervisor of case-carrying Parole Agents in DAPO. More commonly referred to as the Unit Supervisor.

85030.5 Responsibilities**Director**

The DAPO is managed by a Director who reports to the Chief Deputy Secretary, Adult Operations, and is responsible for establishing and maintaining CDCR's overall parole supervision efforts.

Regional Parole Administrator

The Regional Parole Administrator reports to the Director, DAPO, and is responsible for managing and overseeing the overall parole supervision efforts in their parole region.

The Regional Parole Administrator shall ensure that parole units establish procedures for staff to be available for off-hour response to parolees, law enforcement, and other interested agencies.

Deputy Regional Parole Administrator

The Deputy Regional Parole Administrator reports to the Regional Parole Administrator and is responsible for managing and overseeing specific parole supervision efforts within the parole region.

District Administrator

The District Administrator reports to the Deputy Regional Parole Administrator and is responsible for managing and overseeing the overall parole supervision efforts in their parole district.

Unit Supervisor

The Unit Supervisor reports to the District Administrator and is responsible for managing and overseeing the overall parole supervision efforts at the field parole unit level.

The Unit Supervisor is responsible for establishing procedures and ensuring staff are available for off-hour response to parolees, law enforcement, and other interested agencies.

Parole Agent

The Parole Agent is responsible for reporting to work on the date and at the time indicated on the approved work schedule or when called for off-hour response to parolees, law enforcement, and/or other interested agencies.

The Parole Agent who anticipates a deviation from the approved work week schedule shall contact the Unit Supervisor or, in the absence of the Unit Supervisor, the Assistant Unit Supervisor, for approval of the change.

A Parole Agent is not precluded from responding to an emergency in a timely manner if neither the Unit Supervisor nor Administrative Officer-of-the-Day (AOD) can be contacted. If this occurs, the Parole Agent is expected to respond to the emergency and report the circumstances to the appropriate person as soon as possible.

85030.6 Primary Responsibilities

The parole office is the primary unit in CDCR with the following responsibilities:

Unit Supervisor

- Ensures Identification/Warrants Unit and all contracted answering services for the unit has a list of home telephone numbers for each assigned Parole Agent, Assistant Unit Supervisor, and Unit Supervisor assigned to the parole unit.
- Monitors and audits program operations.
- Makes changes as necessary.

85030.7 Specific Responsibilities**Parole Agent**

Specific functions of the Parole Agent shall include, but is not limited to, the following:

- Providing assistance to the public.
- Assisting law enforcement.
- Handling emergencies.
- Conducting initial interviews.
- Addressing needs of walk-in parolee's.
- Assisting needs of other departmental personnel when the Agent-of-Record is not available.
- Responding to emergencies within the parole office.
- Maintaining office security.
- Supervising felons and civil addicts on his or her caseload.
- Other duties as assigned.

85030.8 Unit Office Hours

All Parole Offices shall be kept open for business from 8:00 a.m. to 5:00 p.m., Monday through Friday, except on holidays.

Sub-unit office hours shall be established to meet area service needs as approved by the RPA.

Extended office hours may be established with approval of the RPA.

Reduced office hours may be established with approval of the RPA.

85030.9 Unit Officer-of-the-Day

Each parole unit shall be staffed during normal work hours by an assigned Parole Agent who is designated as the Officer-of-the-Day (OD). See DOM Section 87010 for additional information regarding the role and responsibilities of the OD.

85030.10 On-Duty Status

A Parole Agent is on duty when the agent is conforming to a monthly work schedule that has been approved by the Unit Supervisor prior to the commencement of. A Parole Agent who anticipates a deviation from the approved work period schedule shall contact the Unit Supervisor for approval of the change.

85030.11 Office Day

A Parole Agent whose day begins and ends at the unit office is on duty upon arrival at the unit office and off duty upon leaving the office.

85030.12 Field Day

If a Parole Agent leaves his or her home and travels to a field contact, hours of work shall start on the arrival of the Parole Agent at the field contact location. If it takes longer to travel from the Parole Agent's home to the field contact location than the amount of time it takes the Parole Agent to travel from his or her home to the office, then the Parole Agent's work time shall start at the interval of time the Parole Agent usually uses to get to work.

85030.13 Staggered Hours

As contained in the current Memorandum of Understanding (MOU) for Bargaining Unit Six.

85030.14 Emergencies/Call Back

As contained in the current MOU for Bargaining Unit Six.

An agent is not precluded from responding to an emergency in a timely manner if neither the Unit Supervisor nor Administrative Officer-of-the-Day (AOD) can be contacted. If this occurs, the Parole Agent is expected to respond to the emergency and report the circumstances to the appropriate person as soon as possible.

If the Parole Agent is requested to respond to an emergency or suffers any other work before arriving at the office, field contact location, or traveling for the period of time it usually takes to get to the office, the Parole Agent's work day shall start at the moment he or she suffers work.

85030.15 Travel

When a Parole Agent or other staff member must travel beyond unit boundaries for training, attendance at meetings, or for other official reasons, the Parole Agent will be on-duty until arriving at lodging. After that time, the Parole Agent will be considered on-duty only when attending scheduled activities or carrying out approved duties.

85030.16 Off-Duty Status

Except for those situations noted in the DOM Section 85030.9, periods of training or special assignments, a Parole Agent is considered off-duty.

85030.17 Work Rules

As contained in the current MOU for Bargaining Unit Six.

There will be a minimum of one Parole Agent in the office assigned as OD Monday through Friday, 0800 – 1700. Necessary modifications can be made in sub-unit offices.

Case carriers will not be scheduled for work on holidays, whether weekdays or weekends, except to handle emergency situations.

In working the expanded schedule (weekends, evenings) it is expected that the time will be spent in the field, in the office, or a combination of both with approval of the Unit Supervisor.

For safety reasons, Parole Agents working on a Saturday or Sunday are required to submit to the Unit Supervisor, no later than the preceding Friday, a written general itinerary of field calls planned for the weekend day.

If an arrest is required during this expanded schedule, Parole Agent(s) shall contact the Unit Supervisor or AOD and conduct a pre-arrest planning conference. In arrests or investigations where there is potential danger, Parole Agents shall utilize law enforcement assistance.

85030.18 Overtime Policy

Overtime, except for emergencies, must be authorized by the Unit Supervisor in advance. Informal time off shall not be given. Overtime shall be authorized only when circumstances do not permit use of other options. The use of overtime is at management discretion subject to contract guidelines.

85030.19 Work Week

The work hours for the OD are from 8:00 a.m. to 5:00 p.m., unless otherwise specifically identified.

The MOU states that Parole Agents with the Unit Supervisor's approval may elect the daily start and stop time, with the exception of the OD duty.

The normal work schedule for Parole Agents shall be a four (4) or five (5) day work week, as dictated by the workload, and approved by the Unit Supervisor in accordance with the MOU for Bargaining Unit Six.

The Parole Agent may schedule with supervisory approval, other than an eight (8) or ten (10) hour day.

The workweek shall start on Monday and end on Sunday.

As per the MOU for Bargaining Unit Six.

85030.20 Work Hours

Work hours, subject to Unit Supervisor approval, will be scheduled between 6:00 a.m. and 10:00 p.m., except as emergency and operational needs dictate.

No work will be routinely scheduled between the hours of 10:00 p.m. and 6:00 a.m.

Each work day will be a minimum of at least four (4) work hours and a maximum not to exceed twelve (12) work hours, except as emergency and operational needs dictate.

As per the MOU for Bargaining Unit Six.

85030.21 Lunch Hours

The workday may include, at the employee's discretion, no meal break, or an optional one (1) hour, or one-half (1/2) hour meal break.

The lunch period, if authorized, is from noon to 1:00 p.m., unless otherwise specifically identified.

As per the MOU for Bargaining Unit Six.

85030.22 Rest Periods

The contracts for the various bargaining units govern rest periods for those employees who are covered by these contracts.

As per the MOU for Bargaining Unit Six.

85030.23 Evening Hours

Work schedules shall include a minimum of four (4) evenings per month.

These mandated evenings shall be in the field, except if previously waived by the Unit Supervisor. The waiver will be the exception rather than the rule.

These mandated evenings each month will be worked until at least 7:00 p.m.

Nothing in this Section shall prohibit Parole Agents from scheduling additional voluntary evenings.

As per the MOU for Bargaining Unit Six.

85030.24 Work Schedule

Each Parole Agent shall submit a proposed work schedule to the Unit Supervisor for each month at least seven (7) calendar days, but no more than fourteen (14) calendar days, prior to the beginning of the scheduled month for supervisory approval.

The State shall develop and standardize a work schedule to be utilized statewide.

The schedule will represent all work hours, which shall include all workdays, weekend work, evening work, days off, OD duties, lunch or no lunch, and other special assignment responsibilities.

The Unit Supervisor shall ensure that all Parole Agents comply with the scheduling requirements of the MOU Bargaining Unit Six and the meeting of operational needs.

The Unit Supervisor shall approve the work schedule at least three (3) days prior to the scheduled month, unless it can be documented that the scheduled work hours as submitted would be detrimental to the needs of the office or would hinder the Parole Agent in the performance of his or her duties and responsibilities. This documentation shall be provided if requested by the Parole Agent.

If the Parole Agent does not submit a monthly work schedule, the Unit Supervisor will assign the work schedule.

As per the MOU for Bargaining Unit Six.

85030.25 Adjustments to Work Schedule

During the scheduled month, the Unit Supervisor may occasionally adjust the work hours based on operational needs with written justification to the Parole Agent.

This adjustment shall not be intended to avoid the assignment of overtime.

Parole Agent requested changes in the work schedules, excluding emergencies, will require prior supervisory approval.

Parole Agents will advise the Unit Supervisor of emergency changes no later than the next work day.

As per the MOU for Bargaining Unit Six.

85030.26 Revisions

The Director, DAPO, or designee is responsible for ensuring that the contents of this Article are kept current and accurate.

85030.27 References

MOU for Bargaining Unit Six.

Department of Personnel Administrative Rules.

DOM Sections 81010, 81020, 81030, and 87010.

ARTICLE 38 — HOSTAGES

Effective August 15, 1989

85040.1 Policy

The following employee information will be kept current and immediately available in each unit office:

- Recent color photograph of each employee with physical description and date of birth legibly printed on back, and current telephone and address.
- Current list of vehicles assigned to personnel with diamond "E" and undercover license plate numbers, and description of each auto, including year, make, model, type and color.
- Manufacturer's and CDC serial numbers of firearms issued or personal weapons carried by each employee or a statement that no weapon was issued or is carried by the employee.

If a P&CSD employee is taken hostage and a staff member is contacted or notified by the hostage taker, the staff member notified will not attempt to engage in negotiations. The staff member will attempt to obtain information regarding the incident; e.g., location, telephone number, persons involved, number of hostages and their physical condition, weapons involved. Any attempt to manage the situation or enter into negotiations will be the responsibility of the other law enforcement agency notified. When a staff member is notified that an employee has been taken hostage, the Deputy Director, P&CSD will be immediately advised through channels and will be kept apprised of the hostage situation.

85040.1.1 Hostage Procedures

P&CSD Staff (During Contact by Hostage Taker or Immediately Thereafter)

Makes no commitment but attempts to delay hostage taker by stating that someone with more authority will get back in touch with him or her as soon as possible if the hostage taker demands weapons, additional hostages, freedom of a prisoner, clemency or dismissal of criminal charges or parole violations.

Contacts nearest local law enforcement agency and requests assistance.

- All available information will be provided to the local law enforcement agency
- If the staff member contacted is not the supervisor, the supervisor will be notified immediately.

Engages individual in conversation as long as possible, obtains information and encourages the release of the hostage(s) if the hostage taker makes no demands but simply wants to talk.

- The staff person will not attempt to negotiate the release. The nearest local law enforcement agency will be contacted and given all available information.

85040.2 Notification by Another Law Enforcement Agency of Hostage Situation Policy

If a staff member is notified by another law enforcement agency that an employee has been taken hostage, the supervisor or designee will be notified immediately. The supervisor or designee will be the primary contact person with the other law enforcement agency. The supervisor or designee will provide all information requested by the other law enforcement agency's personnel to assist in the management of the hostage situation.

85040.3 Treatment for Released Employee Hostage

When the hostage situation has been resolved, the employee taken hostage may be referred to the Chief Psychiatrist, POC, for any immediate assistance that may be needed. The Chief Psychiatrist, POC, will, when appropriate, refer the employee for volunteer follow-up assistance or counseling through medical insurance, private therapist, mental health agency, etc. The Chief Psychiatrist, POC, may also make a recommendation to the Regional Administrator regarding the advisability of time off or reassignment. The Regional Administrator will advise the Deputy Director, P&CSD, and recommend appropriate follow-up action. The Deputy Director, P&CSD, may authorize Administrative Time Off with pay or reassignment for the employee, subject to controlling SPB Rules.

85040.4 Revisions

The Deputy Director, P&CSD shall ensure that this section remains current and accurate.

85040.5 References

Not applicable.

ARTICLE 39 — PAROLE AGENT EQUIPMENT

Effective August 30, 1989

85050.1 Policy

Revised March 8, 1990

Standard Equipment

Each Parole Agent is furnished with following standard equipment.

- Pair of handcuffs and keys.
- Waist chain.
- "Ready bag".
- Copy of CCR (15) (3).
- DOM.
 - Chapter 8, Parole Operations.
- Parole agent badge.
- Identification card.
- General Services charge card.
- Parole agent identification jacket.
- Soft body armor.
- Tear gas cannister; if requested or if Parole Agent is armed.
- Firearm, holster, and ammunition carrier, if requested by a Parole Agent hired prior to January 1, 1988. All Parole Agents hired after January 1, 1988 will be furnished these materials.
- UPF Form 34-A, Undercover Permit.

Agent will retain above issued equipment upon transfer, with the exception of the General Services Charge Card that will remain in the unit.

Safety Equipment

Each Parole Agent assigned a State vehicle is furnished with the following safety equipment:

- Set of reflectors.
- Jumper cables.
- Fire extinguisher.

- Flashlight.
- First-Aid kit.

Optional Equipment

Each Parole Agent is issued the following equipment if there is a need related to climate or other special conditions:

- Fog lights.
- Studded snow tires.
- Spotlight (plug-in type).
- Blanket.
- Automobile hood lock.
- Locking gas cap.
- Dog repellent.

Approval for optional equipment items may be granted by unit supervisor. Approved items, with the exception of snow tires, are ordered by the unit supervisor on a STD Form 5. Snow tires are ordered through the nearest State garage.

If General Services reassigns a vehicle, the unit supervisor will retain any optional equipment and assign it to another unit vehicle, if appropriate, or dispose of it in accordance with instructions from the PA.

Unit Equipment

The following items will be assigned to each parole unit and subunit:

- Two sets of leg irons.
- Two sets of waist chains with attached handcuffs, padlock and keys.

An equipment checklist will be completed and signed by each employee.

85050.2 Parole Agent Attire Policy

Because of many confidential investigatory and supervisory activities of a Parole Agent, no uniform is to be worn by Parole Agents. GC 19460 (b) describes a uniform as "...outer garments excluding shoes, which are worn exclusively while carrying out the duties and responsibilities of the position and are different from the design or fashion of the general population. This definition includes items that serve to identify the person's agency, functions performed, rank or time in service".

The State shall furnish all safety equipment required to be worn and described in GC 19460(e) as "...equipment or attire worn by law enforcement personnel for the purpose of protecting themselves or the public from overt actions of others or to assist in the carrying out of related duties; for example, handgun, holster, handcuffs, flashlight..."

85050.3 Belt Badge Policy

Parole agents may, while assigned to the P&CSD wear a belt badge subject to the following requirements:

- Badge and badge holder must be purchased at agent's expense. When the agent leaves the P&CSD, the CDC will purchase badge and badge holder at current replacement costs. Agents who retire may keep the badge and holder so long as word "Retired" is placed on the badge at employee's expense.
- If the agent leaves the P&CSD (other than through retirement), the unit supervisor will take the belt badge and departmentally issued badge and note possession on employee's equipment record. The agent will submit a STD Form 262, Travel Expense Claim showing current replacement cost of badge and holder in Business Expense Column (#6) with an explanation of expense in the Comment Section. Before signing the STD Form 262, the supervisor will verify current cost of badge and holder with the vendor.
- The badge must meet the same specifications and have the same number as the one issued by the CDC except that the badge may be molded so it can be worn on a belt.
- A letter of authorization must be prepared and signed by the unit supervisor before the badge can be purchased.
- The badge must be inspected by the unit supervisor to assure that it meets all requirements. The supervisor will also note on employee equipment record that agent has purchased a belt badge.
- The badge must be concealed while worn, except when: agent is in another law enforcement facility where continuous identification is required; in a field situation when continuous

identification as an agent is required for safety; or when a firearm is unholstered or otherwise displayed.

85050.4 Retention of Equipment Policy

Parole agents will retain individually assigned safety equipment issued to them until separation from employment within the P&CSD or as otherwise instructed. However, when a Parole Agent is transferred to another unit, the General Services charge card will be retained by the unit supervisor.

85050.5 Equipment Responsibility Policy

Parole agents are responsible for all items assigned to them. If a Parole Agent separates from the P&CSD, the last paycheck will not be issued until all equipment has been returned.

Optional equipment issued to a Parole Agent will be retained in the Parole Agent's vehicle and will be the agent's responsibility as long as vehicle is assigned to that person. If a Parole Agent is reassigned, optional equipment will be returned to the unit supervisor who will assume responsibility for it until reassigned to another vehicle or disposed of in accordance with instructions from a PA.

The employee may be required to reimburse the State for the cost of replacement equipment for losses due to negligence or culpability.

85050.6 Use of Private Automobile Policy

An employee may be allowed to operate a private automobile on official State business and receive reimbursement if authorized by the supervisor. The employee must have on file in Headquarters Accounting, a CDC Form 1616, Authorization to Use Privately Owned Automobiles on State Business before permission is given.

85050.7 Home Storage of State Vehicle Policy

All Parole Agents issued a Home Storage Permit shall, upon date of employment and annually thereafter on June 1, complete and have on file a OFA Form 77, Home Storage Request Permit.

85050.7.1 Home Storage of State Vehicle Procedures

Parole Agent (Date of Employment and Annually Thereafter on June 1)

Completes OFA Form 77 and gives to unit supervisor.

Unit Supervisor (Upon Receipt)

Signs form and forwards by Regional Administrator to Deputy Director, P&CSD.

Deputy Director, P&CSD (Upon Receipt)

Sends completed form to Office of Fleet Administration.

85050.8 Identifiable Clothing Policy

Each Parole Agent, unit supervisor and administrator will be issued a P&CSD windbreaker-type jacket that clearly identifies the wearer as a Parole Agent. This jacket is to be worn only by the person to whom it is issued while on duty in situations where the agent's safety is enhanced by being continuously identified as a Parole Agent and peace officer.

Approval to wear P&CSD jackets will be by prior planning conference between the unit supervisor and agents who will be involved in the intervention (e.g., arrest, search, investigation). If a situation develops and immediate supervisory authorization is not possible, an agent may exercise independent judgment as to whether wearing the jacket will increase safety. In such instances the circumstances, including wearing the jacket will be reported to the unit supervisor at the earliest possible time.

The following are circumstances where authorization to wear the jacket may be granted:

- Arrests, searches or investigations where there is other agency involvement, and where the number of personnel involved make continuous identification important from a management or safety standpoint.
- Situations where there is a parole-related hostage incident and a P&CSD employee is dispatched to the scene as liaison with law enforcement hostage negotiation and management team.
- While engaged in authorized firing range qualifications.
- Other situations where, in the agent's or supervisor's judgment, identifiable attire increases the agent's safety.

Under no circumstances will the jacket be worn during routine field calls, in the office, or in off-duty situations.

Storage

The jacket will be stored in the unit office, or in the trunk of State or private vehicle authorized for use on State business. If carried in the trunk, the jacket will be stored in such a way as to minimize soiling. Under no circumstances will the jacket be stored in the agent's home.

It is anticipated that jackets will need periodic cleaning. When the jacket needs cleaning the agent will take it to a commercial cleaner for cleaning. A receipt will

be obtained for cost of cleaning and reimbursement will be through monthly Travel Expense Claim Form (Business Expense Column).

Unit Supervisors and Administrators

Unit supervisors and administrators will be authorized to wear jackets only when they are required to go to field situations where continuous identification is necessary from a management or safety standpoint; e.g., responding to a hostage situation, conducting an investigation at the scene of a shooting, or as tactical commander of an arrest situation where other agencies may be involved.

85050.9 Soft Body Armor Policy

Soft body armor (bulletproof vest) is safety equipment. Parole agents, supervisors and administrators will wear soft body armor in situations when their safety may be in jeopardy and vests have the potential to decrease danger. In non-emergency situations the soft body armor will be covered by clothing.

Parole agents may wear soft body armor at their discretion.

Vests shall be worn if, in the judgment of the unit supervisor, one of the following circumstances exists:

- There is reliable information that a parolee (or someone else) may be armed, is threatening to hurt another person, has already hurt another person or has indicated an intent to resist arrest.
- Case information discloses a history of violence, weapons possession, resisting arrest, psychiatric instability or similar potentially dangerous behavior.
- Suspected violation or crime is serious and other agencies will be involved in the arrest and their personnel will be wearing vests.
- The agent has received a threat and, in the judgment of the agent, unit supervisor, and PA, the agent's safety will be enhanced by continuous wearing of a vest for a prescribed period of time.
- Other situations where, in the judgment of the unit supervisor, the agent's safety and effectiveness will be enhanced by the use of a vest.

Vests will be stored in either the unit office or in the trunk of the State vehicle. While not in use, vests will be stored in the garment bag provided in such a way that the vests remain clean and undamaged.

The Parole Agent will have the vests, not the inserts, laundered when required.

85050.10 Property Control Policy

One person in each unit office shall be assigned responsibility for control and accountability for property. All photocopy machines shall be identified with a State identification tag.

85050.11 Revisions

The Deputy Director, Parole and Community Services shall ensure this section remains current and accurate.

85050.12 References

Not Applicable.

ARTICLE 40 — EVIDENCE STORAGE AND DISPOSAL

Effective August 24, 1989

85060.1 Policy

Each unit or multi-unit complex shall have a secure storage facility to store seized evidence. The unit supervisor is responsible for security, control and inventory of stored evidence. This function shall not be delegated. All evidence shall be maintained in secure storage.

85060.1.1 Procedures

Parole Agent (The Day of Seizure or Next Working Day)

Packages evidence by placing in a clear plastic bag or standard envelope.

Attaches a copy of the inventory receipt to the bag or envelope.

Gives the bag or envelope to the unit supervisor.

Unit Supervisor

Fills out the inventory log.

Places bag or envelope into evidence storage.

Returns evidence to Parole Agent if needed for revocation hearing or criminal prosecution.

Enters date, time and to whom evidence was given on the log.

85060.2 Disposal of Evidence Policy

All evidence in the evidence locker shall be inspected quarterly. Items determined not illegal and not needed for revocation hearing or criminal proceedings shall be returned to the owner or destroyed if no legal no legal owner can be identified. A receipt shall be obtained for all property returned to owner. The disposition of all evidence shall be shown on the bottom of the inventory receipt.

Illegal weapons and drugs shall be taken to local law enforcement for disposal. If local law enforcement will not accept the illegal weapons or drugs, they shall be taken to the nearest DOJ Regional Laboratory for disposal. A receipt shall be obtained for any item turned over to another agency.

Controlled substances turned over to State DOJ for disposal must be accompanied with CSD Form 16, Controlled Substance for Destruction. This form is submitted to the Superior Court of Jurisdiction for issuance of an order authorizing destruction pursuant to H&SC 11474.4.

85060.2.1 Disposal of Evidence Procedures

Unit Supervisor or Assistant Unit Supervisor

Inspects all items in evidence storage quarterly to determine if they must be maintained for a revocation hearing or criminal proceedings.

Returns to the owner all items that are not illegal to possess.

Obtains a receipt from the owner for all items returned.

Destroys or arranges for destruction of items which are illegal or whose valid owner cannot be identified by local law enforcement.

Completes CSD Form 16 on all controlled substance to be destroyed.

Secures a Superior Court order for the destruction of controlled substance.

Takes the Superior Court order and controlled substance to be destroyed to State DOJ Regional Laboratory.

Enters disposition of all items on the bottom of the inventory receipt.

85060.3 Revisions

The Deputy Director, P&CSD shall ensure that this section is current and accurate.

85060.4 References

H&SC § 11474.4

ARTICLE 41 — LAW ENFORCEMENT & INVESTIGATIONS

Revised February 16, 2006

85070.1 Policy

It is the policy of the California Department of Corrections and Rehabilitation (CDCR) to interact with other law enforcement agencies in order to accomplish the desired goal.

85070.2 Purpose

The purpose of this Article is to clarify staff responsibilities and delineate guidelines for handling certain allegations of parolee misconduct.

85070.3 Definitions

Conditions of Parole

The conditions under which an inmate is released to parole supervision, including any added special conditions.

District Administrator

A CDCR Administrator of a Division of Adult Parole Operations (DAPO) unit, district, or geographical area.

Field File

A file maintained by a parole unit office containing pertinent information regarding a parolee's criminal history, current commitment offense, and adjustment to parole.

Parole Agent

A CDCR special agent or peace officer who is assigned to supervise those persons released from incarceration to serve a period of parole.

Polygraph Examination

The procedure by which a polygraph examiner renders an opinion as to the veracity of statements made by an examinee.

Polygraph Examiner

A person with expertise in reading a polygraph machine, which records simultaneously changes in blood pressure, respiration, and pulse rate to determine the truthfulness of statements made by the examinee.

Parolee/Releasee

A felon or civil addict released from confinement in State prison to supervision in the community.

Parole Violation

Conduct by a parolee that violates the conditions of parole or otherwise provides good cause for the modification or revocation of parole.

Regional Parole Administrator

A CDCR administrator of a DAPO Region.

Unit Supervisor

A supervisor of case-carrying Parole Agents in DAPO.

85070.4 Law Enforcement and Investigations Unit

The Law Enforcement and Investigations Unit (LEIU) provide liaison and the exchange of information with other law enforcement agencies, the courts, and District Attorneys throughout California. Special Agents and Peace Officers of the LEIU may also conduct surveillance on parolees.

- LEIU Special Agents and Peace Officers may conduct surveillance at the request of other law enforcement or a DAPO Unit Supervisor.

LEIU Special Agents and Peace Officers shall advise the appropriate Unit Supervisor of any surveillance or investigation of a parolee.

Parole Agents shall immediately notify Special Agents and Peace Officers of any change of status of a parolee undergoing LEIU investigation or surveillance.

The Parole Agent shall not arrest or release a parolee who is under surveillance or investigation except in unusual circumstances. Should an arrest be effected, the Parole Agent shall immediately notify the Unit Supervisor and LEIU Special Agent or Peace Officer. Special Agents and Peace Officers should always be notified prior to arrest or release of a parolee under LEIU investigation.

85070.5 Polygraph Examination

Polygraph examinations of parolees shall be employed when necessary, with the parolee's consent, if approved by a Unit Supervisor. Failure of a parolee to consent to an examination will not in itself constitute grounds for parole violation. Polygraph examinations may be administered by either LEIU or non-departmental examiners. Examinations by non-departmental personnel must be given at no expense to the DAPO. Requests for polygraph examinations by LEIU shall be submitted by the Regional Program Administrator to the Assistant Director, LEIU. For further information concerning polygraph examinations, the reader is directed to the Department Operations Manual (DOM) Chapter 1, Article 20, Polygraph.

85070.6 Revisions

The Director, DAPO, or designee is responsible for ensuring that the contents of this Article are kept current and accurate.

85070.7 References

California Code of Regulations, Title 15, Division 3, Section 3293.

DOM §§ 14030 and 31140.

Penal Code §§ 830.2 and 830.5.

ARTICLE 42 — SUBPOENA

Revised September 4, 1996

85080.1 Policy

It is the policy of the Department to abide by all applicable laws relative to the serving of subpoenas on its employees and staff.

85080.2 Purpose

The purpose of this section is to establish guidelines and outline responsibilities for the handling of subpoenas.

85080.3 Definitions

Affidavit

A written declaration made under oath before a notary public or other authorized officer.

Attorney General

Represents CDC and/or its employees in court when CDC becomes involved in legal proceedings.

Defendant

One against whom an action is brought.

District Administrator

A CDC administrator of a P&CSD unit, district, or geographical area.

Parole Agent

A CDC employee who is assigned to supervise those persons released from incarceration to serve a period of parole.

Parolee/Releasee

A felon or civil addict released from confinement in State prison to supervision in the community.

Parole Violation

Conduct by a parolee who violates the conditions of parole or otherwise provides good cause for the modification or revocation of parole.

Plaintiff

The party that institutes a suit in court.

RPA

A CDC administrator of a P&CSD Region.

Subpoena

A means of legal process compelling a witness to appear and give testimony at the time, date, and place specified.

Subpoena Duces Tecum

A means of legal process compelling the keeper of a record, document, or file to make the record, document, or file available for examination at the time, date, and place specified.

Unit Supervisor

A supervisor of case-carrying Parole Agents in P&CSD.

Writ

A written order issued by a court, commanding the party to whom it is addressed to perform or cease performing some specified act. A party seeking a writ must file a petition for a writ before the court can issue the writ. A petition for a writ is frequently, but inappropriately, referred to as a writ.

85080.4 Responding to Subpoenas

If a subpoena requiring a Parole Agent's personal appearance is received, the nature of the information being sought shall be determined by contact with the appropriate attorney. If the Parole Agent's appearance is not in the best interest of the CDC, the departmental counsel shall be contacted by the unit supervisor for referral to the appropriate deputy attorney general who will attempt to have the Parole Agent's attendance excused.

Unit Supervisor

Writes and submits follow-up letter to the deputy attorney general requesting that Parole Agent's attendance be excused. The letter shall include the following information:

- Title of the action.
- Court name and file number.
- Name of person subpoenaed.
- Date of appearance.

The unit supervisor shall attach a copy of the subpoena to the letter.

Refer to DOM 14010, Legal Matters, for further details.

85080.5 Release of Case Information

If a Parole Agent receives a request for case information from an attorney or other interested party, it must be determined that the person making the request has a legitimate right and compelling reason to have the requested information. Care shall be exercised that confidential information is not divulged under any circumstances.

When it has been established that the person making the request has a need-to-know the specific information requested, only information specified in the request shall be provided. When practical, requests for information shall be written on the requesting party's letterhead stationery. Requests by parolees shall be in writing, signed and dated. It is important to note that disclosure of confidential information to persons outside CDC or its counsel may constitute an involuntary relinquishment of the privilege outlined in the EC.

If there is any question regarding release of information that appears to be of a confidential nature, LAD shall be contacted to provide advice on the release of information of a confidential nature.

See DOM 13030, Information Practices, and DOM 13040, Public Records, for additional information regarding the release of information.

85080.6 Informal Contacts With Defense and Prosecution Attorneys and Other Interested Parties

The release of information, absent a subpoena, to these persons is governed by the IPA, CC 1798 et seq., especially CC 1798.24(e) and 1798.24(o). Information may only be released to certain categories of individuals when it is necessary for these

individuals to perform their constitutional or statutory duties, or when it is necessary for an investigation of unlawful activity. These individuals are:

- Attorneys or their designated representative.
- Other law enforcement or regulatory agency personnel.

Under no circumstances may medical information be released pursuant to an informal request.

The EC requires the trial court to weigh public interest served by nondisclosure of relevant information. If an agent adheres to guidelines contained in the EC, confidential information will ordinarily be disclosed to trial court alone in non-adversary in camera (judge, attorneys, agent) hearing. In order to qualify for the privilege, information must be:

- Acquired in confidence by a public employee.
- Acquired by a public employee in the course of the employee's duties.
- Not open or officially disclosed to public prior to time claim of privilege (in court) is made.

85080.7 Official Information Privilege

Parole agents may receive information that may be crucial in future criminal prosecutions. It is important that the Rules of Evidence concerning handling of confidential information be followed.

The EC requires the trial court to weigh public interest served by nondisclosure of relevant information. If a Parole Agent adheres to guidelines contained in the EC, confidential information will ordinarily be disclosed to the trial court in an in camera, non-adversarial hearing before the judge by the attorneys and the Parole Agent. In order to qualify for the privilege, information must be:

- Acquired in confidence by a public employee.
- Acquired by a public employee in the course of the employee's duties.
- Not open or officially disclosed to public prior to time claim of privilege (in court) is made.

Refer to EC 1040, et seq., for further details.

85080.8 Revisions

The Deputy Director, P&CSD, or designee is responsible for ensuring that the contents of this section are kept current and accurate.

85080.9 References

CC § 1798 et seq.

PC § 1543.

EC § 1040, et seq.

DOM §§ 13030, 13040, and 14010.

ARTICLE 43 — EMERGENCY PROTECTION

Revised September 28, 1995

85090.1 Policy

Emergency and employee protection plans and procedures shall be developed and maintained.

85090.2 Purpose

The purpose of this section is to establish duties and responsibilities for emergency coordinators, and to ensure comprehensive plans and procedures are developed and maintained to protect State offices.

85090.3 Regional Emergency Preparedness and Employee Protection Plans

Regional Emergency and Employee Protection Plans will encompass:

- Emergency training to employees.
- Emergency call lists.
- General information.
- Medical and first-aid.
- Emergency equipment locations.
- Bomb threat and explosion, fire, earthquake, and facility evacuation plans.

85090.4 Regional Emergency Coordinator's Duties

Assisting the RPA in selection of local Emergency Coordinator and alternate local Emergency Coordinator for each field office or facility.

Assisting local Emergency Coordinator in developing Emergency Employee Protection Plans for approval by the PA.

Ensuring that relocated, new, or substantially modified facilities and field offices submit an Emergency Employee Protection Plan within 60 days of relocation or opening.

Ensuring all regional facility and field offices maintain updated Emergency Employee Protection Plans.

Monitoring each facility and field office periodically to ensure that all employees are receiving appropriate training in emergency preparedness procedures.

Assisting each local Emergency Coordinator in utilization of county and community agencies, publications, and periodicals to maximize emergency preparedness of employees.

Reviewing and updating Regional Emergency Employee Protection Plans each odd year for submittal to the Operations Administrator, P&CSD headquarters, by the Regional Administrator.

Keeping a copy of the Emergency Employee Protection Plan for each facility and field office.

Maintaining a copy of the CHP Model Emergency Plan Guideline for developing emergency plans.

85090.5 Facility or Field Office Emergency Coordinator's Duties

Directs and supervises activities of building occupants during an emergency.

Recommends staff for appointment as emergency floor personnel to deal with emergency situations.

Schedules training.

Acts as liaison agent with local law enforcement, fire, and related support agencies.

Notifies Regional Emergency Coordinator of any change of assignment or employment that precludes carrying out the required responsibilities or the Emergency Coordinator's assignment.

85090.6 Facility or Field Office Alternate Emergency Coordinator's Duties

Serves as principal assistant and acts for the Emergency Coordinator in their absence.

- Officer-of-the-Day (OD) will assume Emergency Coordination responsibilities in the absence of the Emergency Coordinator and the alternate.

85090.7 Emergency Preparedness and Employee Protection Plans for Facilities and Field Offices

Emergency Preparedness and Employee Protection Plans for facilities or field offices with 50 or fewer persons assigned to the facility or field office will consist of the following completed documents:

- CHP Form 57.1, Emergency Plan Poster. This poster may be obtained through the Forms Coordinator, P&CSD headquarters.
- Block diagram showing evacuation routes, fire extinguishers, and first-aid equipment.
- CHP Form 621, Notice to State Employees.

85090.8 Emergency Preparedness Procedures

Facility or Field Office Emergency Coordinator (Each Odd Year)

Sends two sets of the Emergency Preparedness and Employee Protection Plan for facility or unit office to Regional Emergency Coordinator.

Posts Emergency Preparedness and Employee Protection Plan in a conspicuous place in the appropriate unit or facility following inspection and approval by CHP.

Completes emergency call cards and forwards to Regional Emergency Coordinator.

Regional Emergency Coordinator

Reviews Emergency Preparedness and Employee Protection Plan and forwards to RPA.

RPA

Designates Regional Emergency Coordinator.

Reviews Regional Emergency Preparedness and Employee Protection Plan and forwards approved plan to P&CSD headquarters.

Operations Administrator

Reviews updated Emergency Preparedness Plans and forwards to Deputy Director, P&CSD, for approval.

Submits two copies of approved Emergency Preparedness and Employee Protection Plans to Policy Documentation for departmental approval.

Forwards copy of approved plans to CHP, Employee Protection Coordinator.

CHP

Conduct facility and field unit inspections to determine that staff of each facility and field unit are adequately prepared for an emergency situation.

85090.9 Updating Personnel Information Procedures

A confidential memorandum shall be completed and forwarded to the P&CSD headquarters indicating any change in personnel, badge assignment, identification number assignment, Parole Agent home telephone number, and pager telephone number. The information is required for the Identification/Warrants Unit to update and maintain the Confidential File used to identify field personnel who call the unit.

85090.10 Updating Administrative Officer-of-the-Day Roster Procedures

A confidential roster, indicating the regional Administrative Officer-of-the-Day (AOD), specifying the AOD for each week of the next quarter in calendar order, and each AOD's name, home, answering service, and pager telephone number shall be forwarded to P&CSD headquarters at least seven days prior to the start of each quarter. A copy shall be routed to the Identification/Warrants Unit. Each roster shall include the telephone number of the Deputy RPA to be contacted in the event the AOD cannot be contacted and there is an event requiring an immediate response.

85090.11 Revisions

The Deputy Director, P&CSD, or designee is responsible for ensuring that the contents of this section are kept current and accurate.

85090.12 References

DOM § 85040.

Emergency Employee Protection Plan.

CHP Model Emergency Plan Guideline.

ARTICLE 44 — FAMILY OF MANUALS AND DIRECTIVES

Effective August 28, 1989

85091.1 Policy

A complete and current set of CDC and related agency manuals shall be maintained by the senior clerical staff in each unit office. DOM and related directives consist of the following:

- DOM.
- P&CSD Operations Manual.
- Case Records Manual.
- Classification Manual.
- Business Administrative Manual.
- CCR.
- Administrative Bulletins.
- Interim Instructional Memorandums.
- BPT Rules.
- NAEA Regulations.
- Prisoner Transportation Manual.
- P&CSD Operations Procedures.
- Department Master Subject Index.

85091.2 Parole Operations Revision Policy

A P&CSD policy or procedure may be added, deleted or modified by a revision of this manual. The Deputy Director, P&CSD, will review departmental directives and publications (and those of other agencies), court decisions, and legislative bills for impact upon parole procedures and policies. If a P&CSD policy or procedure is affected, the Deputy Director, P&CSD will circulate a draft manual change for field input.

A field initiated suggestion for a revision to the DOM may be submitted in writing and routed through channels to the Deputy Director, P&CSD. The Deputy Director may approve and recommend the field-initiated suggestion as a manual change.

Revisions will be issued in the form of new manual pages that will be substituted for the outdated pages. A transmittal letter will accompany each manual revision, indicating which manual is being revised, summarizing the revision and stating the reasons for the revision. Each person receiving the revision shall include the revision in the manual and update the revision record.

85091.3 Manual Distribution Procedures**Regional Training Coordinator**

Submits request to the Deputy Director, P&CSD, Attention: Manual Coordinator.

P&CSD Manual Coordinator

Assures that manuals are forwarded to senior clerical staff in each unit office.

Assures that the appropriate distribution list is revised.

Regional Training Coordinator (As Changes Occur)

Revises the DOM/Document distribution list for region and forwards to P&CSD Manual Coordinator.

85091.4 Distribution Procedures for Other Policy Documents**P&CSD Headquarters Staff (Annually)**

Distributes revised Penal Codes to regions and units.

(As Changes Occur)

Forwards manual revisions, CCR, BPT Regulations and NAEA Administrative Directives to regions.

Regional Training Coordinator (Within 5 Days of Receipt)

Distributes manual revisions, CCR, BPT Regulations, NAEA Regulations, NAEA Administrative Directives within regions.

Maintains an accurate log or card file system on the distribution of regulations, manuals and revisions.

Coordinates with the LAD-RMU regarding shipment, quantity or distribution of the CCR and revisions.

Designated Staff

Completes and signs "Declaration of Posting Service" and submits in a timely manner to LAD-RMU through P&CSD Headquarters.

Regulation and Policy Management Staff

Assures that sufficient copies of revisions are forwarded to the Regional Training Coordinators for distribution to all employees and facilities in the region.

Assures that CCR Revision Bulletins are forwarded for immediate posting in all field parole offices and community correctional centers.

85091.5 Manual Maintenance and Auditing Procedures**P&CSD Manual Coordinator (Each July)**

Compiles manual distribution list and submits to LAD-PMU.

Regional Training Coordinator or Designated Staff Person (Each June)

Updates manual distribution list as changes occur at least annually.

Audits manual distribution using the regional master distribution list. Ensures proper distribution and manual maintenance, including dissemination and insertion of all revisions.

Assures that the following manuals are available for public review at Regional Headquarters and unit offices.

- CCR.
- BPT Regulations.
- NAEA Regulations and NAEA Administrative Directives.
- Administrative Bulletins.
- Penal Codes.
- Parole Operations Manual.
- DOM.
- Business Administrative Manual.
- Case Records Manual.
- Classifications Manual.

Unit Supervisor

Assures that manuals assigned to each agent are properly maintained and that the following manuals are maintained by unit clerical supervisor:

- DOM.
- Business Administrative Manual.
- Classification Manual.
- Parole Operations Manual.

Unit Clerical Supervisor

Establishes local distribution list containing the number of manuals assigned, the date issued and the incumbent in position.

Updates distribution list to reflect revisions received for each manual and date distributed.

Unit Clerical Supervisor (Within Two Working Days of Receipt)

Distributes all revisions and any new or revised manuals.

Parole Agent

Maintains a current DOM.

85091.6 Progress Review Policy

Regional Administrators will monitor their operations and organizational structure to determine the efficiency with which they meet the objectives of their parole region and CDC. This monitoring process will include an annual review by administrators and functional managers to assure that the present structure and procedures are efficient means of accomplishing CDC goals. Executive staff will review this progress each June, using the results of the annual regional reviews to evaluate progress.

85091.7 Communication of Policies and Procedures

All personnel should participate in staff meetings to facilitate a better understanding of policies, procedures and progress for effective performance of their respective duties.

- Regional staff shall meet with administrators and supervisors at least monthly.
- Field administrators and supervisors shall meet at least weekly.
- Unit supervisors, Parole Agents and other personnel in each unit shall meet at least monthly.
- Summary minutes of staff meetings shall be taken and distributed to appropriate staff members.
 - Unit meeting minutes shall be forwarded to the Regional Administrator.
 - Regional meeting minutes shall be forwarded to P&CSD Headquarters.

85091.8 Revisions

The Deputy Director, P&CSD shall ensure that this section is current and accurate.

85091.9 References

Not applicable.

ARTICLE 45 — UNASSIGNED**ARTICLE 46 — WEAPONS POLICY**

Effective September 28, 1989

86010.1 Policy

Revised March 11, 1993

The greatest caution and conservative judgment shall be exercised when carrying and using firearms. If and when it becomes necessary to resort to the use of firearms, two concerns shall assume primary importance: the preservation of public safety and the safety of staff involved. For purposes of this Article, the term "Parole Agent" shall include any P&CSD staff person in the Parole Agent series who is authorized to carry a firearm. Also for the purposes of this Article, the term "other person" includes those individuals who may be involved in or connected with a parole-related incident.

Public Safety

The need for the preservation of public safety compels staff to use extreme caution in the use of firearms. When firearms are used, the peril of injury or death to bystanders is always present. If clear and present danger to another person or to the Parole Agent does not exist, other means, including later apprehension, shall become the alternative. Circumstances may arise when it becomes necessary for a Parole Agent to use a firearm in a populated area. A circumstance may exist where, if positive action is not taken a parolee or other person may inflict great bodily harm upon a hostage, a bystander or the Parole Agent. In those instances, it is the Parole Agent's duty to take those measures necessary to prevent death or injury to a member of the public or to the agent.

Staff Safety

If there is a reasonable belief that clear and present danger to the life of the Parole Agent or another person exists, and if the Parole Agent feels that immediate action must be taken to dissipate that danger, it is the Parole Agent's responsibility to take that action. A Parole Agent is expected to use good judgment in evaluating the existing situation and then to act in accordance with that evaluation. A decision made and action taken in response to field conditions are the responsibility of the Parole Agent involved. It is not expected that the Parole Agent will

hesitate when hesitation would result in death or serious injury to the Parole Agent or to some other person.

The fact that the Parole Agent is or is not armed will not be the primary determinant of whether or not the agent responds to a given situation or whether the agent should remain at the scene of a potentially dangerous situation. These decisions, along with when and under what conditions an agent should become involved in cooperative efforts with another law enforcement agency, shall be based on safety and tactical judgments exclusive of the firearm. A Parole Agent is not expected to engage in activities that are unreasonably hazardous simply because the agent is armed with a firearm.

86010.2 Policy

Revised September 25, 2007

Authorization

A Parole Agent appointed after January 1, 1988, whose work assignment is within the P&CSD (PA-I -- through Deputy Director) will, after completion of the P&CSD's firearm training program, be issued and carry a firearm while on duty. A Parole Agent appointed prior to January 1, 1988, may exercise the option to be issued a firearm and carry it while on duty after completion of the P&CSD's firearm training program.

A Parole Agent will carry and use only that weapon that is issued to him or an approved, personally owned 9mm weapon as defined in this Article. If a Parole Agent voluntarily chooses to carry an approved personally owned 9mm weapon while on duty the agent will be required to relinquish the state issued firearm. Any time the firearm is carried on the person, the approved chemical agent dispenser will also be carried.

Only in an immediate life-threatening emergency situation may a Parole Agent be permitted to use another agent's or other law enforcement officer's firearm. A Parole Agent working outside the P&CSD will not have the option of being armed. The armed Parole Agent is not authorized to carry the firearm issued by P&CSD while off duty except as specifically authorized.

Defensive Weapon

Firearms will be regarded as defensive weapons and will be discharged only when the Parole Agent is compelled to do so by existing circumstances. The armed Parole Agent will not discharge a firearm in the course of employment except as permitted in this Article. The improper use of firearms will result in adverse action and may result in civil or criminal sanctions being taken.

Unholstering of the Firearm

The firearm will not be removed from the holster or otherwise displayed unless there are sufficient and compelling reasons for doing so. In making that determination, it is not necessary for the agent to wait until the agent or another person is actually being assaulted or otherwise under attack before the firearm may be drawn. Rather, if the agent determines or otherwise believes that there is or will be a clear and present danger to the agent or another person, the firearm may be drawn in preparation for that danger. If, however, that clear and present danger fails to materialize or is otherwise controlled, the firearm will be immediately reholstered. To determine if a clear and present danger exists, the agent will consider and give relative weight to the following factors:

- The display by an individual of a weapon or any item that can be used as a weapon in a threatening manner.
- Information from a reliable source (e.g., spouse, registered domestic partner, law enforcement, employer, landlord), that an individual is or may be armed, making threats, acting abnormally or dangerously, or has already injured or killed another person.
- Auditory or visual indications at the scene of potential danger; e.g., sound of gunshot(s), screaming, cries, sounds of or signs of an altercation in progress.
- Situations where, in a Parole Agent's judgment, there is observed or known behavior which places the safety of the Parole Agent or another person in danger, and the drawing of the firearm will render the situation less dangerous.

Constraints on Unholstering of a Firearm

In addition to clear and present danger, before unholstering or otherwise displaying a firearm, the agent will consider:

- Are there more reasonable alternatives available?
- Can the firearm be tactically utilized (e.g., crowds, small children, hostage)?
- Will the firearm escalate rather than control the situation?

Discharge of the Firearm

It is the policy of the P&CSD for a Parole Agent to discharge a firearm only when other reasonable alternatives have been exhausted and then only with legal authority and under the following conditions:

- When the Parole Agent has a reasonable belief that the use of deadly force is necessary for self-defense or to defend another person from immediate and serious bodily harm.
- To determine when discharge of a firearm is clearly necessary, the following three elements must all be present:
 - Opportunity; e.g., does the other party have the opportunity to do the agent or others harm?
 - Ability; e.g., does the other party have the ability and means to do the agent or others harm?
 - Jeopardy; e.g., does the other party's opportunity and ability actually place the safety of the agent or others in danger? Jeopardy requires that the other party has the clear intent to do the agent or others harm.
- Warning shots are not authorized.
- The firearm will not be fired at or from a moving vehicle unless the Parole Agent's life or that of another person is in immediate danger.

86010.2.1 Firearms Training Policy

Firearms Issuance Policy

While all Parole Agents appointed after January 1, 1988 are required to have a firearm issued to them, they will retain the right to determine when and under what job related conditions they may choose to actually carry the weapon. As such, there is no requirement for them to be continuously armed while on duty. However, unit supervisors have the authority to compel agents who are mandatorily armed to carry the firearm if, in the supervisor's judgment, the activity being planned is deemed as especially hazardous. There is, however, no such authority with agents who are discretionally armed (appointed before January 1, 1988.

Firearms Course and Range Qualification

Compliance with the following training schedule is required before a firearm will be issued to any employee at any level in the Parole Agent series:

- Successful completion of the training mandated by PC 832 will be required of all Parole Agents.
- Successful completion of the P&CSD's classroom training course on firearms will be required of all Parole Agents.
- Prior to the issuance of a firearm, the employee will achieve a qualifying shooting score as determined by the P&CSD on an approved range. Additional qualification shooting scores will be attained quarterly thereafter.

Personnel will fulfill firearms qualification during regular working hours when possible. Qualification outside of regular working hours will be approved by a Parole Agent's immediate supervisor.

If recommended by a P&CSD rangemaster, an agent will be authorized additional hours for practice to improve proficiency in the use of a firearm. The agent's supervisor will make the arrangements for additional firearms practice with a P&CSD qualified rangemaster as soon as possible. Such practice will be on an approved range and under the supervision of a qualified rangemaster.

Firearms Disqualification

Any Parole Agent who fails to achieve a qualifying score will surrender the firearm to the rangemaster or other person designated by the Regional Administrator. The weapon will be reissued to the Parole Agent when a qualifying shooting score is achieved or, in the case of agents appointed on or after January 1, 1988, the steps described in this section will be taken.

Parole Agent Absence for 90 Days or Longer

The unit supervisor will recall the firearm of any employee who will be absent (illness, educational leave, etc.) for 90 days or longer and will deliver it to the person designated by the Regional Administrator for safekeeping until the employee returns to duty.

Parole Agents Appointed Prior to 1-1-88

Any P&CSD staff person in the Parole Agent series appointed prior to January 1, 1988, who requests reissue of a firearm after being absent for a period of six months or longer, must complete the standard P&CSD divisional range familiarization course. Agents appointed on or after January 1, 1988, who return from a leave of absence of any length, will be reissued a firearm after completing the divisional range familiarization course. In addition, the agent will requalify on the

approved range before any firearm will be reissued. The returned employee must also receive and review all firearms training material that was provided to other staff personnel during the employee's absence.

Any agent who missed the regularly scheduled firearm training for legitimate reasons, such as an emergency situation, sick leave, revocation hearing, etc., will be required to participate in a make-up session. The make-up sessions will be made available by the regional training staff in the P&CSD. Any agent missing the training in the agent's own region will be rescheduled for the next available make-up session wherever conducted in the P&CSD.

Compliance Review

At least semi-annually the supervisor will review with the Parole Agent compliance with the prerequisites for continued authorization to be armed. This review will focus on the following areas:

- Requalification as required by policy, both score and time frames.
- Attendance at annual classroom and range training and achievement of a passing score on any required exams.
- Demonstrated ability to safely handle the firearm.
- Any incident where the individual agent may have unholstered or fired a firearm (for compliance with policy).

Revocation of Firearms Authorization

If any of these requirements are not being met, the supervisor may, for cause, remove the authorization for the agent to be issued a firearm. If the weapon being removed involves an agent who is mandatorily armed and the problem is not resolved within 30 days, the sanctions specified in this section will be imposed. In making the determination regarding criteria in this section, the supervisor will consider information provided from the written training records by the rangemaster and regional training coordinator. The firearm will be reissued if requested in writing when the requirements specified above are met.

Under no circumstances will a P&CSD rangemaster permit an employee to fire or qualify with, nor certify an employee as qualified with other than the departmentally issued firearm while on state time, with the exception of a personally owned 9mm weapon subject to policy.

Parole Agents Appointed on or After 1-1-88

In addition to adhering to the policy as outlined above, agents appointed on or after January 1, 1988, are subject to the following policy conditions:

- While at the Parole Agent's academy, each new agent will qualify on the P.O.S.T. certified course. Should an agent fail to qualify on the scheduled firearms qualification day, they will be scheduled for a "Shooter's Clinic" later in the academy.
- Failure to meet the 832 PC P.O.S.T. qualification standard by the end of the 90th day from the date of appointment will result in the employee's termination from the Parole Agent position.
- Once an agent has qualified at the academy or subsequently in the region, the agent will be required to qualify quarterly during the normal quarterly qualification period (i.e., first quarter - January, February, March; second quarter - April, May, June; etc.).
- The Parole Agent has the entire quarter in which to qualify. Therefore, the firearm will be removed from the agent during the requisite quarter only if the agent demonstrates unsafe handling of the firearm or if personal circumstances require removal of the weapon. A weapon will not be removed for failure to achieve a qualifying score until the end of the quarter.
- If the firearm is removed at the end of the quarter for failure to achieve the requisite standard (70%), the agent will remain on paid work status for up to 30 days. During this 30-day period, the region will provide the agent with reasonable opportunities to raise his or her competence level and to qualify on the standard P&CSD range.
- If, following 30 days after the end of the quarter, the agent has still failed to qualify, the agent will be placed on unpaid leave for up to 60 days. During this 60 day period the burden to raise his or her skill level is with the agent. The region is not required to expend resources during this period to raise the employee's competency. However, the agent may contact the region when the agent believes he or she is ready and able to achieve a qualifying score. The region will then schedule a qualification range for the individual at the earliest possible time (based on range and rangemaster availability).
- If the agent still has failed to achieve a qualifying score 90 days after the end of the quarter, the agent will be separated from state service pursuant to GC 19585 or other applicable GC section(s). However, the employee shall receive at least five days written notice of separation from state service if personally served, and at least ten days written notice if served by mail.

86010.3 Approved Firearm Ammunition and Holster Policy

The following firearms, ammunition, and holster are for use within the P&CSD:

Model 64

The firearm of general issue for a Parole Agent whose work assignment is within the P&CSD is the Smith and Wesson, .38 caliber, military and police special, 2" barrel, Model 64, stainless steel revolver. This weapon will be issued to a Parole Agent who exercises the option to be armed and to those required to be armed.

Ammunition

The ammunition approved for the Model 64 is .38 caliber special "HP" plus "P", 125-grain, lead-jacketed, hollow point.

Ammunition Carrier

The approved ammunition carrier for .38 caliber revolver ammunition is the loop snap-on or "dump pouch," or "Speed Loader®".

Holsters

The approved holsters are of the outside belt or shoulder type. All holsters must have thumb break safety straps.

Shoulder holsters may be approved for use only after the agent has successfully completed the required training program focusing on the safe unholstering and retention of a firearm from a shoulder holster and has achieved a qualifying range score using the actual holster carried while on duty.

Agents may alternate between the hip-type and shoulder holster while on duty. If agents exercise this option to alternate between the types of holsters they are required to inform the supervisor and rangemaster and are required to qualify out of each type of holster twice during the year.

Optional Equipment

A Parole Agent may purchase certain optional equipment at the agent's own expense which may be carried on-duty. Any optional equipment purchased must be approved by the unit supervisor. Included as authorized optional equipment are grips and grip adapters, speed loaders, speed loader carrying cases, any holster of the paddle, pancake, or clip-on style, and shoulder holsters. All holsters must be equipped with safety straps and must be of a type worn on the hip or shoulder.

Firearms Maintenance Policy

All repairs and servicing of departmental weapons will be performed by or under the direction of a rangemaster. The only exception will be the normal cleaning of weapons. Any Parole Agent with a firearm which has been dropped, or who has a question regarding the safety condition, timing or proper functioning of the firearm will have the weapon checked by a rangemaster or other person designated by the Regional Administrator.

Cleaning the Firearm

All cleaning necessary to maintain the firearm in good working order will be the responsibility of the assigned Parole Agent. A firearm will be checked at least semi-annually by a rangemaster to assure that it has been properly cleaned, maintained, and is in good working order.

Carrying the Firearm Policy

When the firearm is carried, it will be concealed at all times. The firearm will be fully loaded when it is carried. When not being carried, the firearm and ammunition will be stored in a designated safe and locked place that is not accessible to unauthorized persons.

The Parole Agent will always have in possession the personally assigned badge and identification card and the assigned tear gas canister when the firearm is carried.

The Parole Agent will carry only the firearm and ammunition that have been issued or approved by CDC. The firearm will be registered to the person to whom it is issued and will be marked with both the CDC's and the firearm serial numbers. Hideout, or carrying a second, concealed firearm, is prohibited.

The firearm and ammunition issued by the CDC will not be altered in any manner, except through the use of personalized grips or grip adapters.

All safety devices on the firearms provided by the manufacturer will be intact and functioning at all times.

If an armed agent does not wish to carry the firearm into a certain residence or public building, the firearm may be stored for short periods of time in a locked automobile luggage compartment. Care will be exercised that the agent is not observed by passers by or others when placing the firearm in the luggage compartment.

Under no circumstances may a firearm, ammunition, chemical weapon or other item of equipment that may threaten the security of a correctional facility be left in any unattended vehicle, including the

vehicle trunk, while parked on the institution grounds. At such facilities, the weapons and attending equipment will be checked into the specific area designated by facility staff for safekeeping and temporary storage.

For community correctional facilities, the following will apply:

- If the facility has a clearly defined security perimeter, the firearm and chemical agent will be stored in a designated secure location outside the security area. No firearm will be permitted inside the security area without the authorization of the CDC staff person in charge.
- If the facility does not have a clearly defined security perimeter (work furlough, mother-infant facility) the firearm and chemical agent may be carried into the facility as long as both are properly concealed.
- If an agent does not wish to carry a firearm or chemical agent into a community correctional facility, both may be temporarily stored in the locked trunk of the state vehicle as long as the parking area cannot be seen from the facility.

Access to Firearm

If a firearm is issued to an agent, it will be accessible to the agent at all times.

In the office the firearm will be carried either on the person in a concealed manner or locked in the locker provided.

In the field the firearm will be carried either on the person in a concealed manner or in the locked trunk of the vehicle.

At home the firearm will be stored in a safe and secure location.

Firearms assigned to individual agents will not be stored overnight in a unit office without the prior approval of the unit supervisor. This requirement will be waived for agents who are temporarily assigned to a special project or training that is outside their normal area of assignment or to any other temporary assignment that does not include direct parolee or inmate contact.

If it becomes necessary to carry a firearm on an airplane, the Parole Agent will, in advance, obtain a letter from the supervisor on P&CSD letterhead stating the reason for the weapon being carried on the airplane. The letter must be presented to an airline agent at least one hour prior to the flight's scheduled departure. The captain of the airplane (pilot) will make the final determination whether the weapon is carried in a locked container in the baggage compartment (with the weapon and ammunition stored separately), on the flight deck under the control of the captain, or on the agent's person in the passenger compartment. A weapon may not be stored in carry-on luggage. No alcoholic beverages may be consumed by an armed person aboard a commercial airliner. The agent is required by Federal Aviation Administration (FAA) regulations to comply with the procedure.

Withdrawal of Authorization to be Armed

In addition to the supervisor's review, the supervisor may, for cause, remove the agent's authorization to be armed at any time. The following policy violations will require the supervisor to withdraw authorization to be armed and to immediately take the agent's firearm:

- Failure to requalify in the required time frame or failure to achieve a minimum qualifying score.
- Demonstrated inability to safely handle the firearm either on the range or in a field situation.
- Serious violation of the divisional firearm policy; e.g., improper drawing of the firearm, improper discharge of the firearm; and, the carrying of P&CSD firearm while off duty.
- Failure to attend required classroom training or range course.
- Minor violations of the P&CSD firearm policy; e.g., failure to properly conceal firearm, use of nonapproved holster; and, failure to respond to corrective action.
- Administrative reassignment of an agent as a result of a certified stress related condition.

Written Notice

The reasons for withdrawing authorization to be armed will be provided in writing to the agent by the supervisor. The agent may appeal such action through the regular grievance process.

If a Parole Agent who, as a condition of employment must be issued a firearm, does not qualify within 30 calendar days following the end of the calendar quarter in which the agent had failed, or if the firearm is removed for other reasons and the problem is not resolved, the Parole Agent shall be placed on leave without pay for a maximum of two months (until the agent is qualified or the problem resolved). Failure to meet the required standards during this period of time will result in the Parole Agent being separated from state service pursuant to GC 19585 or other applicable GC Sections. The Parole Agent shall receive at least five days written notice of separation from state service if personally served, and at least ten days written notice if served by mail.

86010.4 Optional 9mm Semi-Automatic Pistol Program

Participation in the 9mm semi-automatic pistol program is voluntary. Prior to participation, the Parole Agent must sign the participation agreement.

Once the agent has completed the required training and been approved to carry and use a personally owned 9mm weapon while on duty, the agent may at any time exercise the option to discontinue participation in this program. However, once the agent drops out of the 9mm program, the agent will not have the option to again become involved in this program during the remainder of the three-year period.

The following firearms, ammunition and holster are approved for use with the 9mm weapon.

The firearm approved for the optional 9mm program within the P&CSD is any second or third generation Smith and Wesson 9mm, auto loading, double action, Lugar (parabellum). These pistol(s) are purchased and owned by the individual agent and remain the personal property of the agent/owner.

The serial numbers and model numbers of each Smith and Wesson 9mm weapon intended for use in this program will be recorded and verified by the supervisor, rangemaster, or Regional Administrator's designee. The serial numbers and model numbers will also be recorded on the participation agreement.

Ammunition

The service ammunition approved for the Smith and Wesson 9mm caliber, 147 grain, jacketed hollow point. Requalification ammunition may be service or 110-115 grain ball or hollow point.

All ammunition is to be purchased by participants in this program at no cost to the state.

Ammunition is not to be modified in any way and must be factory fresh. No reloaded or remanufactured ammunition may be used or carried.

Ammunition Magazines

Each participant in the 9mm program is required to have at least two magazines for their 9mm weapon.

Holsters

The approved holsters are of the outside belt or shoulder type. All holsters must have thumb break safety straps.

Shoulder holsters may be approved for use only after the agent has successfully completed the required training program focusing on the safe unholstering and retention of a firearm from a shoulder holster and has achieved a qualifying range score using the actual holster carried while on duty.

Agents may alternate between the hip-type and shoulder holster while on duty. If agents exercise this option to alternate between the two types of holsters, they are required to inform the supervisor and rangemaster and are required to qualify out of each type of holster twice during the year.

The holsters used in the 9mm program are to be purchased by the participants and approved by the supervisor or rangemaster.

Optional Equipment

A Parole Agent involved in the 9mm program may purchase certain optional equipment at the agent's expense that may be carried on duty. Any optional equipment purchased must be approved by a rangemaster. Included as optional equipment are grips and grip adapters, extra magazines, carrying cases, magazine pouches and the "Davis Adapter" factory option which allows for two additional rounds in magazines on models 669, 6904, and 6906, for an improved overall grip.

Maintenance

It is the responsibility of the participant in the 9mm program to maintain the weapon according to factory specifications. The weapon is not to be modified or altered in any manner except for specialized grips or grip adapters, changes necessary for left-handed shooters or modification of fixed sight for low lighting condition visibility.

The P&CSD will be permitted to inspect a participant's 9mm weapon prior to the weapon being repaired, modified or serviced. Further, the P&CSD will be permitted to reinspect the weapon after repairs, modifications or service has been completed.

P&CSD will be permitted to inspect the participant's 9mm weapon on the range prior to each qualification or more frequently if the

rangemaster or supervisor deems it necessary. This may include temporary relinquishment of the weapon to P&CSD for further inspection at P&CSD's option.

P&CSD retains the right to remove authorization to participate in the voluntary 9mm program for failure to maintain the weapon per factory standards or other violations of this policy.

Cleaning the Firearm

All cleaning necessary to maintain the 9mm firearm in good working order will be the responsibility of the participant/owner of the firearm. The firearm will be checked quarterly by a rangemaster to assure that it has been properly cleaned, maintained, and is in good working order.

9mm Semi-Automatic Pistol Course and Range Qualification

Compliance with the following training will be required before the use and carrying of a personally owned 9mm weapon will be approved for any employee in the Parole Agent series:

- Successful completion of the training mandated by PC 832 is required of all Parole Agents.
- Successful completion of the P&CSD's classroom training course on firearms is required of all Parole Agents.

In addition, all Parole Agents exercising their option to carry and use a 9mm weapon shall attend the prescribed initial 9mm training program on their own time. Quarterly requalification shall be on state time but shall not cause the state to incur overtime costs.

All subsequent attempts by the agent to qualify with the 9mm weapon, or other training ordered by the rangemaster shall be on the agent's own time.

Each agent exercising their option to carry and use a 9mm weapon will be required to purchase all ammunition deemed necessary to qualify with the weapon, as well as ammunition for service use.

Prior to the granting of approval for any employee to use and carry a personally owned 9mm weapon, the employee will achieve a qualifying shooting score as determined by the P&CSD on an approved range. Additional qualification shooting scores will be attained quarterly thereafter.

Any Parole Agent who fails to achieve a qualifying score during routine quarterly requalification will lose their approval or authorization to be armed. Approval or authorization to be armed will be restored when a qualifying score is achieved.

The unit supervisor will remove the approval/authorization to be armed from any employee who will be absent (illness, educational leave, etc.) for 90 days or longer.

Reissue of Approval or Authorization to be Armed

Any P&CSD staff person in the Parole Agent series who request a reissue of approval or authorization to be armed after being absent for a period of six months or longer must complete the standard P&CSD firearms range familiarization course. Additionally, if involved in the 9mm program, the person must complete the prescribed firearms training course on their own time. The employee must also requalify on the approved range before approval or authorization will be renewed. The returned employee must also receive and review all firearms training material that was provided to other staff during the agent's absence.

Any agent who missed their regularly scheduled firearm training for legitimate reasons, such as emergency situation, sick leave, revocation hearing, etc., will be required to participate in a make-up session. The make-up sessions will be made available by the regional training staff in the P&CSD. Any agent missing the training in their own region will be rescheduled for the next available make-up session wherever conducted in the P&CSD.

At least semi-annually the supervisor will review with the Parole Agent for compliance with the prerequisites for continued authorization to be armed. This review will focus on the following areas:

- Requalification as required by policy, both score and time frames.
- Attendance at annual classroom and range training and achievement of a passing score on any required exams.
- Demonstrated ability to safely handle the firearm.
- Any incident where the individual agent may have unholstered or fired the firearm (for compliance with policy).

If any of the requirements noted in this index are not being met, the supervisor may, for cause remove the approval or authorization for the agent to be armed. In making the determination regarding criteria in this index, the supervisor will consider information provided from the training records by the rangemaster and regional training coordinator. The approval or authorization will be reissued if requested in writing when the requirements specified above are met.

Under no circumstances will a P&CSD rangemaster certify an employee as qualified with any firearm other than a personally owned, departmentally approved 9mm weapon or the departmentally issued weapon while on state time. P&CSD

rangemasters shall not permit an employee to fire or qualify with a non-departmentally issued or non-approved weapon during a parole range activity.

86010.5 Shooting Incidents

Procedures

As safety permits the Parole Agent at the scene of a shooting will immediately report any discharge of a firearm to the local police or sheriff's department. The Parole Agent at the scene will make all necessary arrangements for any medical aid that may be required and will request law enforcement assistance in the event of injury, death or property damage. After the scene is secured with law enforcement assistance, the Parole Agent whose weapon was fired, whether intentionally or accidentally, will report the fact to the immediate supervisor by telephone. The report will be made as soon as safety permits.

Upon notification that a firearm has been discharged, the supervisor will notify the PA by telephone and, whenever possible, the supervisor will proceed directly to the scene of the incident. At the scene, and in cooperation with the local law enforcement jurisdiction, the supervisor will conduct a complete investigation of the circumstances surrounding the incident including an examination of the firearm of any involved P&CSD staff member.

Upon completion of the investigation, the supervisor will report the incident immediately through channels to the Regional Administrator and Deputy Director, P&CSD, by telephone. If a weapon is discharged after normal working hours, the agent will attempt to notify the unit supervisor who will, if possible, comply with the above paragraph if the agent involved in the discharge of the weapon is unable to contact the supervisor or a designee, that agent will contact the 24-hour Central Office, ID/Warrants Unit telephone number (916-445-6713). The agent will leave a telephone number and location where the agent can be reached. The ID/Warrants Unit will immediately notify the Deputy Director, P&CSD, or the Assistant Deputy Director, P&CSD, and advise where the involved agent may be reached. If the information is available, the telephonic report to the Deputy Director or Assistant Deputy Director, P&CSD, will include:

- Preliminary synopsis. A brief description of the number of times the firearm was discharged and the consequences of the firing; e.g., injuries sustained by employee, parolee, or other person.
- Parties involved. The complete names, addresses, and telephone numbers of all persons present during the incident, noting their status as employees, parolees, work furlougees, or other persons.
- Death, injury or property damage. Names, addresses and telephone numbers of any person killed or injured. Description of any property damage and names and address of owner.
- Other departments assisting or responding. The names, telephone numbers, and departments of law enforcement personnel and other participating agencies, including paramedics, ambulances, hospitals, doctors, etc.

A written report will be prepared and submitted for review through channels to the Deputy Director, P&CSD, no later than four days after the telephonic notification.

Temporary Reassignment of Agent

When a shot fired by a Parole Agent results in injury or death to another person, the agent will be immediately relieved of field responsibilities and temporarily reassigned to perform administrative duties in regional headquarters or given other reasonable assignments. Reassignment will be in the interest of Parole Agent safety by removing the agent from the geographical area of regular assignment where controversy may exist. Normally, the Parole Agent will remain on reassignment until members of the Departmental Inquiry Board complete their investigation of the shooting and make their recommendations to the Director. However, upon the recommendation of the Regional Administrator, the Deputy Director, P&CSD, may approve returning the Parole Agent to regularly assigned field duties before the members of the Departmental Inquiry Board complete their investigation.

In the event an agent is participating in an arrest or attempted arrest and a shot fired by an officer of another department results in injury or death to another person, the agent may be relieved of field responsibilities at the discretion of the Regional Administrator. When circumstances appear appropriate, the Regional Administrator will approve returning the Parole Agent to regularly assigned field duties.

Media Inquiries

The Regional Administrator, a designee, or the Assistant Director, Communications, will respond to media inquiries.

Retention of Records and Reports

All records and reports regarding the use of firearms will be maintained by the Regional Administrator for five years. These records and reports will not be destroyed until five years after they are dated and then only after approval is obtained from the Deputy Director, Legal Affairs.

Relinquishment of Weapon; Policy Tactics Review

Injury or Death

When a shot fired by a Parole Agent results in injury or death to another person or persons, the agent's service firearm or approved personally owned 9mm weapon will be surrendered within 72-hours after the incident to the local law enforcement agency for the purpose of running a ballistics test, or for other investigative purposes. At the same time the agent will request an inspection of the agent's service weapon or approved personally owned 9mm weapon, to determine the mechanical or functional condition.

In the event that the local law enforcement agency cannot or will not perform the above requested tests, the unit supervisor will immediately take possession of the service firearm or personally owned 9mm weapon and ship it by United Parcel Service (illegal to send through USPS) to the CHP Academy, Attn: Gunsmith Inspector and Coordinator, 3500 Reed Avenue, West Sacramento, CA 95691. The unit supervisor will include in the shipping package a memo with a brief statement of circumstances of use, any suspected mechanical or functional problems, and instructions to return the firearm and the report directly to the sending unit supervisor.

No Injury or Death

When a shot fired by a Parole Agent does not result in injury or death to another person or persons, the unit supervisor will take charge of the firearm within 72-hours after the incident and arrange to have an inspection made by the CHP Academy as outlined in the above section.

Issuance of Supplemental Firearm

During the period of time that a Parole Agent's firearm is being tested, the unit supervisor will arrange through the regional firearms coordinator for the temporary issuance of another Smith and Wesson, Model 64, .38 caliber revolver, or permit the carrying of another approved personally owned 9mm weapon that will be registered to the agent with serial numbers recorded by the CDC. When the testing of the agent's firearm is completed, it will be returned to the agent. The state owned firearm that was temporarily issued will be returned to the regional firearms coordinator from whom it was obtained. The approved, personally owned firearm will be returned to the agent. In a case where an element of doubt pertaining to negligence or intent may exist, this procedure will not be followed. In such a case, the Parole Agent may not be re-armed by the P&CSD until the element of doubt pertaining to negligence or intent is removed through investigation, administrative hearing or court action.

Need for Policy Review

It may become apparent through the review process that the dynamics of a particular shooting incident lie outside P&CSD policy, but that the Parole Agent involved in the incident believed that they performed within policy guidelines. In that instance, the Regional Administrator may direct the regional training coordinator to conduct a retraining program on policy guidelines for field staff who were involved.

Need for Tactics Review

Each shooting incident will be reviewed by regional and P&CSD staff for the purpose of considering and developing alternative tactics for the use of deadly force. Alternative tactics will be included in the P&CSD's firearms refresher training as they are developed.

86010.6 Shooting Review Board

The Deputy Director, P&CSD, may convene a Shooting Review Board (SRB) to investigate and review all incidents when firearms are discharged. If the Deputy Director, P&CSD, convenes an SRB, it will be the responsibility of the SRB to conduct a full and complete investigation of the incident and make appropriate recommendations to the Deputy Director, P&CSD. An SRB will consist of three to five parole supervisors or administrators selected by the Deputy Director, P&CSD. Administrators or supervisors who are assigned to a unit or regional investigation of an incident, or who were involved in the incident, will not be selected to sit on the SRB.

The Deputy Director, P&CSD, will defer convening an SRB if it is determined that the Director will convene the Departmental Inquiry Board to investigate an incident where a firearm has been discharged. The Director will convene the Departmental Inquiry Board in all cases where death or injury resulted from a shooting.

86010.7 Off-Duty Arming With Departmentally Issued Firearm

General

An employee in peace officer classifications may receive written permission from the Regional Administrator to be armed off-duty with the departmentally issued firearm for not more than 30 days if it has been confirmed that there is a serious, clear and present danger to the employee's personal safety and it has been determined, after considering available alternatives, that arming is warranted.

Procedures

If an employee in the peace officer series requests permission to be armed with the departmentally issued firearm while off-duty, the following steps will be followed:

- The agent will notify the unit supervisor of the threat and provide as much specific information as is known at the time.
- The unit supervisor will institute an investigation to ascertain the seriousness of the threat. The investigation is to be given the highest priority and is to be completed at the earliest possible date.
- If, as a result of the investigation, the agent and the unit supervisor believe it is warranted for the employee to be armed with the departmentally issued firearm while off-duty, the unit supervisor will immediately advise the Regional Administrator of the threat, the circumstances involving the threat, the details of the investigation, and the conclusions thereby reached.
- If the Regional Administrator agrees that the agent should be armed with the departmentally issued firearm while off-duty, the administrator will telephone the Deputy Director, P&CSD, to inform him of the threat, the results of the investigation and the Regional Administrator's recommendations.
- If the Regional Administrator approves, the administrator will provide the peace officer with written authorization to be armed off-duty with the departmentally issued firearm and ammunition for a period of 30 days. If the threat still remains after that time period, authorization for such additional periods as are necessary may be permitted by the Regional Administrator.
- The agent will be provided with written authorization to be armed with the departmentally issued firearm while off-duty. That written authorization will be carried by the agent whenever armed off-duty with the departmentally issued weapon.

Grievance

If the request to be armed off-duty with the departmentally issued firearm is denied at any level, the agent may institute a grievance.

Reports

A written report, describing in full detail all the circumstances and events relating to the threat, will be prepared by the unit supervisor by the conclusion of the next working day, and submitted through channels to the Deputy Director, P&CSD.

86010.8 Carrying Employee Owned Firearm Off-Duty

Revised March 11, 1993

General

PC 830.5 provides that peace officers employed by CDC may carry concealed firearms off-duty subject to certain terms and conditions. This Penal Code section also authorizes the Director to revoke or deny a departmental peace officer's authority to carry concealed firearms.

Conditions

Before a peace officer employed by the P&CSD may carry a concealed weapon off-duty, the peace officer must meet the following conditions:

- Have completed the firearms training required by PC 832.
- Qualify quarterly with the weapon the peace officer is carrying. It is the responsibility of the individual employee to meet the quarterly qualifications requirement. (It is recommended that an employee electing to carry a concealed firearm also carry proof of the latest quarterly qualification.)
- Unless additional specific authorization is given by the Deputy Director, P&CSD, no peace officer employed by the P&CSD is authorized to carry a departmentally issued concealed firearm off-duty.

Revoking an Employee's Authorization to Carry a Concealed Firearm

A P&CSD employee's authorization to carry a concealed firearm may be revoked by the Regional Administrator if the employee:

- Is found to lack the physical capability or mental stability to exercise this privilege.
- Is arrested for a felony.
- Is subject to adverse action.
- Is placed on Administrative Time Off during the processing of an adverse action.
- Abuses the privilege of carrying a concealed firearm off-duty; e.g., displaying a firearm in a threatening manner in an inappropriate situation.

Appeal

A rank-and-file or non-represented peace officer employee may appeal the decision to revoke their authorization to carry a concealed firearm in accordance with the following procedure:

- Within ten working days following receipt of notice revoking authorization to carry a concealed firearm off-duty, an employee may appeal the decision to the Director by writing and expressing reasons why the decision to revoke should be reviewed.
- Within 15 working days following receipt of an appeal the employee will be notified of the final decision. There is no appeal beyond the Director's level.
- Employees are expressly directed not to carry a concealed weapon off-duty during this appeal period.

Privately Owned Firearms

Unless an employee has complied with policy in this section and has been approved or authorized to carry a personally owned 9mm weapon, privately owned firearms will not be carried on the person while on-duty, nor will privately-owned firearms be carried in a state vehicle or taken into any state office or facility. Parole agents who choose to carry a privately-owned firearm while off-duty, whether or not the firearm is carried in a concealed manner, do so at their own risk, and in doing so, assume the same liability as any other citizen so armed.

State Vehicle or State Facility

The policy prohibiting an agent from carrying an off-duty firearm in a State vehicle or taking it into a State facility will not apply when the agent is required to travel overnight on State business. In that instance, the agent may transport the off-duty firearm in the State vehicle and bring the firearm into a State facility (the Academy, for example) to have it available during the hours the agent is off-duty.

86010.9 Use of Department's Firearm Ranges by Off-Duty Personnel

Revised March 11, 1993

See DOM 32010.19.9 for further details.

86010.10 Stolen or Lost Firearm

Reports and Records

A stolen or lost firearm will be reported by telephone to the immediate supervisor and to the Deputy Director, P&CSD, through channels. A written report by the agent and approved by the supervisor will follow within one working day after discovery that a weapon is missing. The immediate supervisor will notify local police of the loss or theft and provide any other information required upon discovery that a weapon is missing.

86010.11 Less Than Lethal Chemical Weapons Policy

Parole Agents

Whenever they are armed, the approved chemical weapon shall be carried. If not armed, the Parole Agent may carry the approved chemical weapon at the Parole Agent's discretion.

Parole Services Associates

Permanent full-time P&CSD employees working as Parole Services Associates (PSA) may carry chemical weapons on duty provided that the employees:

- Complete four hours of departmental training on the legal, security and ethical aspects of the use of these weapons.
- Carry cards indicating completion of the chemical training as required by 12403.7 PC.
- Purchase their own non-lethal chemical weapons of a type previously approved by CDC.

Approved Weapon

While on duty, those employees authorized by policy to carry chemical weapons shall only carry dispensers approved and issued by the P&CSD.

Training Requirements

All Parole Agents shall be required to complete an eight-hour course of instruction in chemical weapons approved by the Commission on Peace Officer Standards and

Training (P.O.S.T.), and the P&CSD training in the use and effects of chemical weapons, legal issues and reporting procedures.

86010.12 Policy Regarding Use of Less Than Lethal Chemical Weapons

A less than lethal chemical weapon is potentially dangerous and shall be used prudently. The P&CSD employee who is authorized to carry a less than lethal chemical weapon shall:

- Use the weapon only for purposes of defense when some person's physical safety is threatened, and only after all reasonable alternatives have been exhausted.
- If safety permits, provide First-Aid if certified or, if not, obtain First-Aid or other necessary follow-up medical treatment.
- Carry the chemical weapon in a concealed manner, except when it is being used.

Following the Use of

Following use of the chemical weapon, the employee shall:

- Notify the appropriate law enforcement agency and, if necessary, request that agency's assistance or investigation.
- As soon as practical, notify the unit supervisor and provide information regarding the circumstances of use.
- Submit an Altercation Report.
- Maintain the chemical dispenser in a secure place where it is not accessible to other people when it is not being carried.
- Be subject to possible adverse action in the event of improper or illegal use of the chemical weapon. Improper use of the weapon may constitute the commission of a crime and the employee may be subject to prosecution.

86010.13 Relinquishing Chemical Weapons Policy

Parole agents leaving the P&CSD through retirement, termination or transfer, or agents who no longer wish a weapon issued to them, shall surrender their chemical weapons to their unit supervisor. The unit supervisor shall deliver the weapons to the person designated by the Regional Administrator for storage or reissue.

The unit supervisor shall recall the chemical weapon of any agent who will be absent (illness, educational leave, etc.) for 90-days or longer, and shall deliver it to the person designated by the RPA for safekeeping. Upon the agent's return to duty, the weapon shall be reissued if requested.

The chemical agent is only effective for a certain period of time (designated by the manufacturer). When this "shelf life" period has elapsed, the agent shall be required to relinquish the weapon and shall be issued a replacement of the type and brand authorized for use by CDC.

Whenever a less than lethal weapon is turned in the record of issuance shall be amended to reflect the date the weapon was surrendered.

86010.14 Transportation Officer Arming

General

Departmental Transportation Officers shall be armed with the departmentally approved firearm while transporting RTC cases (parole violators) between holding facilities or reentry inmates back to a CDC facility. While armed, Transportation Officers shall wear an approved CDC uniform. While arming is not required when transporting reentry inmates from a CDC institution to a community reentry facility, if this is being done on the return trip after delivery of RTC case to a CDC facility, the officer may remain armed for operational efficiency.

Policy

With exception in this article regarding carrying firearms, the policies and procedures detailed in this article regarding firearms shall pertain to transportation officers as well as employees in the Parole Agent series.

Equipment

The following firearm, ammunition and attending equipment are authorized for use by transportation officers:

- Firearm. The approved departmental firearm for Transportation Officers is the second or third generation Smith and Wesson 9mm, auto loading, double action, lugar (parabellum).
- Ammunition. The approved departmental ammunition for Transportation Officers is 9mm caliber, 147 grain, jacketed hollow point.

Holster

The approved holster is a black basket weave belt loop, outside holster with a safety strap.

Chemical Agent

The approved less than lethal chemical weapon shall be designated by the Deputy Director, P&CSD.

86010.15 Revisions

The Deputy Director, P&CSD, or designee shall be responsible for ensuring that the contents of this section are kept current and accurate.

86010.16 References

PC § 830.5, 832 and 12403.7.

GC § 19585.

Federal Aviation Administration Regulations.

DOM § 32010.

ARTICLE 47 — BPT/BPH CHARGE CODES

Revised September 25, 1998

86020.1 Type I, Violations of Parole, Definition

Type I violations of parole include technical violations (principally absconding, failure to report, failure to follow instructions, association with persons prohibited by special condition, unauthorized possession of a knife with a blade exceeding 2 inches, and simple drug use/possession).

86020.1.1 Type I, Technical Violations of Parole

010	Failure to attend the POC.
011	Use of alcohol.
012	Failure to participate in anti-narcotic testing.
013	Associating with persons prohibited by the P&CSD and/or the Board Prison Terms.
014	Being present in prohibited areas without permission.
019	Violation of special conditions of parole.
020	Failure to report to P&CSD.
021	Absconding parole supervision.
022	Instructions: changing residence without informing P&CSD.
023	Instructions: changing employment without informing P&CSD.
024	Failure to follow instructions from P&CSD.
025	Failure to inform P&CSD of any criminal arrest.
027	Instructions: leaving the county of residence beyond 48 hours without P&CSD approval.
028	Instructions: traveling beyond 50 miles from residence without P&CSD approval.
034	Unauthorized possession of a knife with a blade exceeding two inches.
046	Access to crossbow.
047	Gang participation (includes association).
050	Danger to self as a result of mental disorder.
051	Danger to others as a result of mental disorder.
052	Inability to maintain self in the community because of mental disorder.

86020.1.2 Type I, Drug Use/Simple Possession

707	Possession of heroin.
709	Use of heroin.
717	Possession of cocaine.
719	Use of cocaine.
727	Possession of marijuana.
729	Use of marijuana.
737	Possession of PCP.
739	Use of PCP.
747	Possession of any other illicit controlled substance.
749	Use of any other illicit controlled substance.
750	Possession of drug paraphernalia (related to drug use).
776	Illicit possession of amphetamine/methamphetamine.
778	Illicit use of amphetamine/methamphetamine.
779	Loitering in area of drug-related activity
780	Under the influence of a controlled substance.

793 Other violations of law relating to drug use (specify statute and section violated).

86020.1.3 Type I, Miscellaneous Violations of Parole

937 Disturbing the peace.
 939 Drunk in public.
 947 Failure to register per H&SC 11590.
 950 False identification to a peace officer.
 953 Illegal entry into the U.S.A.
 961 Prostitution.
 962 Soliciting for prostitution/sexual acts.
 964 Failure to participate in or complete a batterer's program PC 3053.2.
 Other misdemeanors not listed (specify statute and section violated).

86020.2 Type II, Violations of Parole, Definition

Type II violations of parole include weapons related technical violations, minor sex offenses, minor battery and assault, burglary related charges other than Burglary 1st, theft and forgery related crimes, drug sales and trafficking not involving minors, firearms possession, driving violations, and miscellaneous non-violent crimes.

86020.2.1 Type II, Technical Violations of Parole

037 Access to a firearm.
 038 Access to a deadly weapon (PC 12020).
 039 Possession of a simulated firearm.
 041 Access to a simulated firearm.
 042 Possession of ammunition for a firearm.
 043 Access to ammunition for a firearm.
 044 Access to a stun gun/taser.
 045 Access to a tear gas gun/dispenser.

86020.2.2 Type II, Sex Offenses

325 Unlawful sexual intercourse with person under 18 (PC 261.5) ("statutory rape").
 350 Oral copulation in jail or prison (consensual).
 360 Sodomy in jail or prison (consensual).
 375 Indecent exposure.
 383 Pimping/pandering.
 390 Failure to register per PC 290.
 Other non-aggressive sex offenses, not involving minors (specify statute and section violated).

86020.2.3 Type II, Battery and Assault

430 Assault.
 451 Battery (without serious injury).

86020.2.4 Type II, Burglary

515 Burglary 2nd (non-inhabited building).
 517 Attempted burglary 2nd.
 545 Burglary of an automobile.
 547 Attempted burglary of an automobile.
 555 Possession of burglary tools.
 565 Tampering with an automobile.

86020.2.5 Type II, Theft and Forgery

600 Non-sufficient fund check.
 605 Credit card theft or illegal use of a credit card.
 610 Possession of counterfeit dies and plates.
 615 Embezzlement.
 620 Forgery.
 630 Fraud.
 645 Grand theft.

650 Attempted grand theft.
 655 Grand theft auto.
 660 Misappropriation of public monies.
 665 Operating a motor vehicle without owner's permission.
 669 Petty theft.
 670 Petty theft with a prior.
 672 Attempted petty theft.
 676 Receiving/possession of stolen property.
 685 Conspiracy to commit a property offense.
 686 Soliciting another to commit a property crime.
 690 Extortion.
 697 Other property crimes (specify statute and section violated).

86020.2.6 Type II, Drug Sales/Trafficking, Not Large Scale or to Minors

701 Possession of heroin for sale.
 702 Sale of heroin.
 711 Possession of cocaine for sale.
 712 Sale of cocaine.
 721 Possession of marijuana for sale.
 722 Sale of marijuana.
 731 Possession of PCP for sale.
 732 Sale of PCP.
 741 Possession of other drugs for sale.
 742 Sale of other drugs.
 752 Possession of paraphernalia utilized in drug trafficking.
 753 Possession of a substance in lieu of a controlled substance for sale.
 755 Sale of a substance in lieu of a controlled substance.
 760 Forgery of a prescription.
 771 Possession of amphetamine/methamphetamine for sale.
 773 Sale of amphetamine/methamphetamine.
 795 Other controlled substance offense (specify statute and section violated).

86020.2.7 Type II, Firearms and Weapons

810 Possession/manufacture/sale of a deadly weapon (other than a firearm).
 835 Possession of a stun gun or taser.
 840 Possession of a tear gas gun/dispenser.
 845 Brandishing/displaying a weapon (other than a firearm).
 849 Other weapon violation (specify statute and section violated).

86020.2.8 Type II, Driving Violations

850 Driving under the influence of alcohol/drugs.
 865 Reckless driving.
 873 Property hit and run.
 874 Driving with revoked or suspended license (previously 995).
 899 Other driving violations (specify statute and section violated).

86020.2.9 Type II, Miscellaneous Non-Violent Crimes

915 Threatening/harassing another (must be a law violation; specify statute and section violated).
 922 Possession of alcohol/controlled substances in a detention facility.
 924 Bringing alcohol/controlled substances into a detention facility.
 929 Bribery.
 931 Contributing to the delinquency of a minor.
 934 Destroying public property.
 938 Resisting arrest.
 940 Escape without force.
 967 Soliciting another to commit a non-violent crime.
 969 Trespassing.
 972 Vandalism/malicious mischief.
 976 Committing any non-violent felony not listed (specify statute and section violated).

- 977 Conspiracy to commit any non-violent felony not listed (specify statute and section violated).
 978 Attempt to commit any non-violent felony not listed.
 979 Accessory to any non-violent felony not listed.
 996 Refusal to sign the conditions of parole.
 999 Other non-violent crimes not listed (specify statute and section violated).

86020.3 Type III, Violations of Parole, Definition

Type III violations of parole include technical violations related to parole revocation for psychiatric treatment (i.e., danger to self or others, inability to maintain self in the community because of mental disorder), homicide, robbery, rape and sexual assaults, battery and assault-major, burglary-major, major drug violations, major driving violations and miscellaneous major crimes.

86020.3.1 Type III, Technical Violations of Parole

- 050 Danger to self as a result of mental disorder.
 051 Danger to others as a result of mental disorder.
 052 Substantially impaired ability to maintain self in the community as a result of mental disorder.

86020.3.2 Type III, Homicide

- 100 Murder.
 120 Voluntary manslaughter.
 125 Involuntary manslaughter.
 135 Attempted manslaughter.
 150 Attempted murder.
 170 Conspiracy to commit murder.
 175 Accessory to murder.
 180 Accessory to manslaughter.

86020.3.3 Type III, Robbery

- 205 Robbery (with weapon).
 215 Robbery (with simulated weapon).
 225 Robbery (no weapon).
 235 Attempted robbery (with weapon).
 245 Attempted robbery (with simulated weapon).
 255 Attempted robbery (no weapon).
 265 Accessory to robbery.
 270 Conspiracy to commit robbery.
 275 Grand theft - person.

86020.3.4 Type III, Rape and Sexual Assaults

- 300 Rape.
 333 Assault with intent to commit rape, sodomy, oral copulation, or mayhem.
 335 Attempted rape.
 340 Lewd/lascivious acts with children under 14 years.
 345 Oral copulation (with minor or non-consenting adult).
 355 Sodomy (with minor or non-consenting adult).
 365 Incest.
 372 Annoying children.
 373 Loitering - schools and playgrounds.
 380 Penetration by foreign object.
 385 Sexual battery.
 397 Other sexual offenses involving non-consenting or vulnerable victims (specify statute and section violated).

86020.3.5 Type III, Battery and Assault – Major

Revised September 25, 2007

- 400 Assault with a deadly weapon.
 410 Assault with a deadly weapon on a peace officer.
 413 Assault on a peace officer.
 415 Assault with caustic substance.
 420 Assault with intent to commit murder.

- 423 Assault with great bodily injury.
 435 Assault on spouse or registered domestic partner/child.
 440 Administering poison.
 445 Mayhem.
 452 Battery on a peace officer.
 453 Battery with great bodily injury.
 455 Battery spouse or registered domestic partner/child.
 460 Cruelty to a child.
 495 Other crime in which great bodily injury is inflicted (specify statute and section violated).
 497 Other crime posing major personal risk to others (specify statute and section violated).
 498 Drive-by shooting.
 499 Threat to Commissioner/Deputy Commissioner/family.

86020.3.6 Type III, Burglary - Major

- 505 Burglary 1st degree (includes inhabited dwelling whether occupants present or not).
 507 Attempted burglary 1st.
 513 Burglary while armed with firearm or other weapon.
 540 Burglary with use of explosives.

86020.3.7 Type III, Drug Violations – Major Large Scale or to Minors

- 700 Sale of heroin to a minor.
 704 Possession of heroin for sale.
 706 Manufacture/sale of heroin.
 710 Sale of cocaine to a minor.
 714 Possession of cocaine for sale.
 716 Manufacture/sale of cocaine.
 720 Sale of marijuana to a minor.
 724 Possession of marijuana for sale.
 726 Sale of marijuana.
 730 Sale of PCP to a minor.
 734 Possession of PCP for sale.
 736 Manufacture/sale of PCP.
 740 Sale of other illicit drugs to a minor.
 744 Possession of other drugs for sale.
 746 Manufacture/sale of other illicit drugs.
 770 Sale of amphetamine/methamphetamine to a minor.
 775 Possession of amphetamine/methamphetamine for sale.
 777 Manufacture/sale of amphetamine/methamphetamine.
 797 Other controlled substance offenses (specify statute and section violated).

86020.3.8 Type III, Weapon Offenses

- 815 Possession of a deadly weapon (PC 12020).
 822 Use of a deadly weapon.
 823 Use of deadly weapon in the commission of a felony.
 825 Possession of a firearm.
 827 Use of a firearm.
 830 Bringing firearm or weapon into prison or jail.
 831 Possession of a concealable firearm (PC 12021).
 832 Possession of any firearm with prior firearm use conviction (PC 12560).
 833 Possession of a non-concealable firearm without prior firearm use conviction.
 834 Armed with a firearm in the commission of a felony.
 836 Possession of cross bow.
 837 Use of stun or taser.
 843 Use of tear gas gun or dispenser.
 847 Brandishing a firearm.
 848 Other offenses involving the use of or possession of a firearm or deadly weapon (specify statute and section violated).

86020.3.9 Type III, Driving Violations - Major

- 855 Driving under the influence of alcohol/drugs (with injury).
 867 Reckless driving (situation posed extreme risk to others).
 869 Reckless driving (injury).
 875 Vehicular manslaughter.

86020.3.10 Type III, Miscellaneous Major Crimes

900	Child stealing.
907	Hostage taking.
911	Kidnapping.
926	Arson-inhabited dwelling.
928	Arson - other structure, property or forest lands.
943	Escape from jail/prison with force.
963	Inciting another to participate in a riot.
985	Conspiracy to commit a violent crime.
986	Attempt to commit a violent crime.
987	Accessory to a violent crime.
988	Soliciting another to commit a violent crime.
990	Possession of caustic chemicals with intent to harm others.
991	Carjacking.
992	Terrorist threats.
993	Stalking.
998	Other violent crimes not listed (specify statute and section violated).

86020.5 Revisions

The Deputy Director, P&CSD, shall be responsible for ensuring that this section is up-to-date and accurate.

86020.6 References

PC.
H&SC.
VC.
W&I.

ARTICLE 48 — GLOSSARY OF PAROLE TERMS

Effective September 12, 1989

86030.1 Rules of Construction

Enumeration of some for making a discretionary decision does not prohibit application of other reasonably related criteria.

Order in which criteria are listed does not indicate relative weight or importance.

"Inmate", "prisoner" or "parolee" apply to any person who is or has been committed to the custody of the Director, including inmates, parolees, and dischargees, regardless of person's present status.

"Resident", "inpatient", "releasee", "outpatient" or "civil addict parolee" apply to any person who has been committed to the Civil Addict Program.

Responsibilities specified for a particular level of supervision or administration may be delegated within any limits specified unless expressly prohibited.

"Shall" is mandatory; "should" is advisory; and "may" is permissive.

Unless otherwise indicated, reference to part or section refers to the DOM.

86030.2 Definitions**"A's"**

ABSCONDER: Any parolee, outpatient or civil addict parolee whose whereabouts are unknown (whether suspended by BPT or NAEA action or not suspended), or any parolee, outpatient or civil addict who is not available for supervision, whether whereabouts are known or not known. A parolee, outpatient or civil addict parolee in custody in another jurisdiction who is not available for supervision falls into this category.

ADDENDA: Files containing information regarding an individual case presented to the NAEA.

ADVERSE WITNESS: A person whose expected testimony supports the violation charged. The primary adverse witness (victim, on-the-scene police officer, complaining person, etc.) should be present at the hearing.

ANNUAL REVIEW: Hearing conducted by NAEA to determine advisability of release to outpatient or civil addict parole status of an inpatient who has not been certified for release consideration by the Director within the preceding 12 months (see W&I 3151).

AUTHORITY: NAEA.

"B's"

BOARD ACTION: Official decision of NAEA or BPT in an individual case.

BPT : Administrative board responsible for setting parole dates, establishing parole length and conditions, and discharging sentences for certain felon prisoners and parolees; granting, rescinding, suspending, postponing, or revoking paroles; conducting disparate sentence reviews; advising on clemency matters; and handling miscellaneous other statutory duties. Persons under BPT jurisdiction are adult felons committed by superior courts to the Director under PC 1168 and 1170.

BPT CENTRAL OFFICE CALENDAR REVIEW: A review of a Board Report submitted to the BPT. This is a non-appearance hearing.

CI&I: The SSCH from DOJ containing the arrest and disposition information defined in PC 11105 or FBI report containing arrest history.

"C's"

CALENDAR: A list of those individuals whose cases are scheduled to be heard by the BPT.

CALPU: Civil Addict LPU.

CALIFORNIA ADULT COMPACT ADMINISTRATOR: The Regional Administrator, Region I.

CALIFORNIA INTERSTATE PAROLEE: A person convicted and sentenced to prison in California but under parole supervision in another state according to the provisions of the Interstate Compact.

CALIFORNIA PAROLEE: A person convicted and sentenced to prison in California and under parole supervision in California.

CAP: Civil Addict Program.

CASE SUMMARY: Written summation of a case at specified points in the parole period.

C-FILE: Master file maintained by CDC containing records regarding each person committed to its jurisdiction. This file is maintained by the institution or parole region to which person is assigned.

COLLATERAL CONTACT: Any communication with another person concerning a parolee.

CONCURRENT PAROLEE: A person convicted and sentenced to prison both in California and another state and under parole supervision on both commitments in either California or the other state.

CONDITIONS OF PAROLE (Civil Addict): The conditions under which a person who has spent a maximum period of confinement (excluding any time spent on outpatient status) or who has reached the expiration of commitment to the Civil Addict Program is released to parole supervision under the jurisdiction of the NAEA.

CONDITIONS OF PAROLE (Felon): Specific conditions regarding behavior required or prohibited during parole.

CONDITIONS OF RELEASE: Conditions under which a resident is released from the California Rehabilitation Center to outpatient supervision.

CONFIDENTIAL WITNESS: An informant whose identity is unknown to the parolee and who could be subject to harm if the informant's identity were known.

CONFINEMENT PURSUANT TO REVOCATION: Continuous time in custody, under a parole hold in local custody or in a CDC institution in the absence of a new commitment to prison. Limited to no more than six months for a parolee whose crime was committed on or before December 31, 1978, or to no more than 12 months for a parolee whose crime was committed on or after January 1, 1979. The six or 12 months are considered to begin at the placement of a parole hold.

CONTINUE ON PAROLE: Final action in response to a parole violation that allows a parolee to remain in the community rather than be returned to prison. Once this action is taken parolee may not be charged again with the same violation.

CUMULATIVE CASE SUMMARY: Permanent and specific summary of portions of the record maintained by CDC regarding each prisoner from reception to discharge.

COUNSELOR: Caseworker of the CDC who is assigned to supervise and provide counseling for inmates, civil addicts or parolees confined in a CDC facility.

"D's"

DAYS: Unless otherwise specified "days" refers to calendar days when used in specifying time limits. When due date falls on a weekend or holiday, report will be deemed due on next working day.

DETERMINATE SENTENCE LAW (DSL) RELEASE DATE: Date a prisoner sentenced under PC 1170 is released to parole or discharge; or, Date a prisoner sentenced prior to July 1, 1977, (and whose sentence was recalculated by BPT under the provisions of PC 1170.2) is released to parole or discharge.

DIFFERENCE OF OPINION: Difference of opinion regarding a prisoner's or parolee's case.

DIRECTOR: Director of Corrections. Executive/Administrative head of the Department appointed by the Governor. (See PC 5050 and 5051).

"E's"

EXPIRATION OF PAROLE: Date on which specified parole period expires.

"F's"

FEARFUL WITNESS: A person who has given adverse information against the parolee and, because of fear, is unwilling to appear personally at the hearing. Both identity of the fearful witness and adverse information are known by the parolee. However, the witness fear and potential trauma due to facing the parolee outweigh the parolee's right to confrontation.

FIELD CONTACT: Face-to-face contact with a parolee away from the parole office or office parking area.

FIELD FILE: Working file that is maintained in parole unit office which contains information about a parolee.

FRIENDLY WITNESS: A person who's expected testimony tends to support the parolee's arguments.

"G's"

GOOD CAUSE: Finding by a neutral hearing officer (based upon a preponderance of the evidence) that there is a factual basis and good reason for the decision made.

GOOD TIME CREDITS: Credits for PC 1170 prisoner's good behavior and participation in prison programs earned pursuant to PC 2930, et seq. Earned good time credits advance parole date of PC 1170 prisoners.

GOOD TIME RELEASE DATE: Determinate Sentence Law (DSL) release date as advanced by good behavior and participation credits.

"H's"

HEADQUARTERS (Central Office) CALENDAR: The Headquarters Calendar is composed of BPT commissioners or deputy commissioners as designated by the Chairman of the BPT. They are authorized to make decisions on matters reported to the BPT.

HEARING OFFICER: Any neutral person who is authorized to conduct a hearing.

HOLD: A request that a releasee or parolee be held in custody until further notice. A person under a hold is not eligible for release on bail.

HOME CONTACT: Face-to-face contact with a parolee at the parolee's residence.

"I's"

INDETERMINATE SENTENCE LAW (ISL): Refers to sections of the Penal Code and other codes as they were operative prior to July 1, 1977.

INDETERMINATE SENTENCE LAW (ISL) RELEASE DATE: Date on which an ISL prisoner may be released from confinement pursuant to the ISL. Release may be to parole or to discharge.

INSTITUTIONAL APPEARANCE EVALUATION SHEET: Form used to provide a summary of the content and decisions made during release hearings, rescission hearings and annual reviews. Also known as CDC Form 279.

INTERSTATE COMPACT: Agreement by which all 50 states, District of Columbia, Virgin Islands and Puerto Rico function cooperatively in supervision of probationers and parolees.

INTERSTATE (COOPERATIVE) PAROLEE: Person convicted and sentenced to prison in a state other than California but under parole supervision in California according to provisions of Interstate Compact.

INTERSTATE UNIT (ISU): Unit at Region I Headquarters that coordinates functions of Interstate Compact.

"L's"

LIFE PRISONER: Prisoner serving sentence of life with possibility of parole. Parole date is determined by the BPT.

LIFE PRISONER (INDETERMINATE SENTENCE LAW) RELEASE DATE: A prisoner serving a sentence of life with the possibility of parole. Parole date is determined by the BPT.

LOCATED: A suspended parolee-at-large (PAL) is located when parole staff have reestablished face-to-face contact with the parolee in the State of California, or know parolee's whereabouts in another state's jurisdiction, and verify parolee is available for supervision.

"N's"

NARCOTIC ADDICT EVALUATION AUTHORITY: Releasing authority for persons committed to custody of Director for treatment of narcotic addiction pursuant to W&I 3150, et seq.

"O's"

OFFICE CONTACT: Face-to-face contact with a parolee at parole unit office.

OPTIONAL WAIVER: Parolee who is undergoing criminal prosecution may conditionally waive revocation hearing. Upon receipt of an optional waiver, the BPT will determine whether there is good cause to revoke parole. This is a non-appearance hearing. A revocation hearing may be requested later.

ORAL ORDER: Verbal order obtained from single member of NAEA which results in suspension of outpatient status or parole and authorizes person to be retaken. (See W&I 3151 and 3201[c]).

"P's"

PAL (Parolee-at-Large): Legal status of a parolee whose parole time has been suspended by BPT action and a WANT issued for arrest and detention; or a parolee under jurisdiction of NAEA who has absconded from civil addict parole supervision and whose parole has been suspended by an official act of the NAEA.

PAROLE AGENT: Each outpatient and parolee will be assigned to a Parole Agent. The assigned Parole Agent shall be responsible for the delivery, or referral for delivery, of all services and controls contained in the parole plan, including legal requirements that may be unique to an outpatient or parolee by operation of law or policy as specified by the BPT, NAEA or P&CSD.

PAROLE AGENT AUTHORITY: A Parole Agent's authority to arrest extends to any person committed to CDC or being supervised under the Interstate Parole Compact. A Parole Agent's peace officer status extends to enforcement of the conditions of parole, to apprehension of an escapee from a CDC institution, to the transportation of inmates or parolees, and to any violation of law that arises or is discovered in the course of employment. A Parole Agent shall not preempt another law enforcement agency in enforcing the law.

PAROLE HOLD: Authorization by departmental employee to hold a parolee in custody pursuant to PC 3056.

PAROLE VIOLATION: Conduct by a parolee that violates the conditions of parole.

OHO (Our Hold Only): Parolee in custody under a PC 3056 parole hold who has no other charges or detainers pending.

P&CSD HEARING: Hearing conducted by the BPT or NAEA to consider the cases of individuals on outpatient status or parole.

PEACE OFFICER STATUS: Any Parole Agent employed by CDC is a peace officer pursuant to the provisions of PC 830.5.

PHONE CONTACT: Telephone call to a parolee.

PRE-RESCISSION HEARING: Hearing conducted for the purpose of determining whether there is probable cause to believe an outpatient or parolee has violated the conditions of release or parole.

PRE-RETURN HEARING: Hearing conducted for the purpose of determining whether there is probable cause to believe an outpatient or parolee has violated the conditions of release or parole.

PRE-REVOCAION HEARING: A hearing to determine if there is probable cause that a parole violation has occurred.

PROBABLE CAUSE: Statement of facts that would lead a person of ordinary caution and prudence to believe and conscientiously entertain a strong suspicion that the charges are true.

PV-RTC (Parole Violator-Return-to-Custody): The status of a parole violator who has been convicted of a new crime and sentenced to a new prison term by a court of law.

"R's"

RAL (Releasee-at-Large): An outpatient who has absconded from outpatient supervision and who has had outpatient status suspended by an official act of the NAEA.

RECEIVING STATE: The state that supervises interstate (cooperative) or concurrent parolee.

REGIONAL ADMINISTRATOR: Administrator of a geographical region in the P&CSD.

RELEASE HEARING: BPT or NAEA hearing conducted to consider advisability of releasing person to outpatient status or parole.

RELEASE ON PAROLE: Actual transfer of an inmate incarcerated in a CDC institution, or a re-entry facility, or one housed temporarily in a county or city jail, to the supervision of the P&CSD on a date established by operation of law (PC 1170) or by the BPT (PC 1168).

RESCISSION HEARING: Hearing conducted by the NAEA to determine whether new information warrants rescission of release.

RESIDENT: Parolee who was an actual inhabitant of California continuously for a year or more before going to the sending state and who was not a resident of the sending state for six continuous months immediately preceding the current commitment offense.

RETURN HEARING: Hearing conducted following an outpatient's return to the California Rehabilitation Center (or branch thereof) to determine whether there is good cause to believe an individual has violated the conditions of release or parole. In addition, the hearing officer shall consider any mitigating circumstances and make a recommendation to the NAEA regarding disposition if good cause is found.

REVOCATION HEARING: Hearing to determine if there is good cause to believe that a parole violation has occurred. If it is determined that a parole violation has occurred, the panel will also make determination as to the penalty. Revocation hearings are administrative proceedings at which preponderance of evidence is sufficient for finding good cause. Courtroom standards of evidence and burden of proof do not apply. All relevant evidence is admissible, including hearsay.

REVOCATION RELEASE DATE (RRD): The date on which a parolee is to be released from custody as specified by BPT in an order of revocation.

REVOCATION SCREENING CALENDAR (RSC): Review of certain criminal acts and parole violations to determine if there is good cause to believe that a parole violation has occurred and to decide on an appropriate revocation assessment term to offer a parolee. A revocation hearing is not held if parolee accepts the offer.

REVOCATION TERM EXTENSION HEARING: Hearing to determine if there is good cause to believe that a parolee serving a revocation term has committed a new crime or has violated a jail regulation or has violated CCR. This decision is made upon review of a Report of In-Custody Misconduct.

RPS (Release Program Study): CDC Form 611, Release Program Study. An informational document that describes inmate's proposed residence and employment, institutional adjustment, and gives a prognosis for parole adjustment.

RUAP: Release upon approved plans.

"S's"

SCHEDULE FOR REVOCATION-PSYCHIATRIC ATTENTION: Hearing to determine if a parolee is unable to maintain self in the community; or is a danger to self or others; or has a disorder which cannot be treated in the community.

SENDING STATE: State in which an interstate (cooperative) or concurrent parolee was convicted.

SLOUGH FILE: File supplemental to C-File containing bulky or seldom needed records.

SPECIAL CONDITION OF RELEASE OR PAROLE: Condition placed by the BPT or NAEA and restricted to the individual.

SUBJECT TO PC 1168.

- All persons sentenced to prison for a life term or for a term of not more than one year-and-a-day for a crime committed on or after July 1, 1977.
- All persons sentenced to prison for a crime committed on or before June 30, 1977, who are not released on a parole date recalculated by the BPT under PC 1170.2.
- All persons released on parole prior to July 1, 1977.

SUBJECT TO PC 1170

- All persons sentenced to prison under PC 1170 for a crime committed on or after July 1, 1977, except for persons sentenced to a life term or to a term of less than one year-and-a-day.
- All persons sentenced to prison for a crime committed on or before June 30, 1977, who are released on a parole date recalculated by the BPT under PC 1170.2.

SUMMARY PRE-RETURN HEARING: Hearing conducted to determine whether a conviction of a crime occurred, whether conviction constitutes a violation of conditions of release or conditions of parole, and whether individual was the person convicted of the crime.

86030.3 Revisions

The Deputy Director, P&CSD shall ensure that this section is kept accurate and current.

86030.4 References

PC.

W&I

ARTICLE 49 — RISK ASSESSMENT

Effective August 31, 1989

86040.1 Policy

The parole process starts with an assessment of the parolee's or outpatient's probable risks to the community and the parolee's need for assistance to make a successful transition to the community.

The Risks and Needs Assessment is completed after prerelease materials have been received and the unit supervisor has determined that the unit assignment is appropriate. A Risks and Needs Assessment for a reentry case will be completed by the Parole Agent during the last month of the reentry phase.

86040.2 Risk Assessment

The Risks Assessment is designed to evaluate the type, frequency, and severity of criminal behavior and provide indicators of the probability of further criminal involvement. The Parole Agent shall include a brief statement of the inmate's or outpatient's case history and experience for each category and factor within the categories. If unknown or not applicable, so state. Assign each category a score of zero to ten, with higher scores representing more serious crimes, circumstances and risks.

Complete the heading on the form (last name, first name, middle initial, age as of the parole or release date, and CDC number).

Latest Commitment Offense(s)

This category is intended to assess the dimensions and severity of the commitment offense as indicated on the legal status sheet, the POR, and the first page of the Cumulative Case Summary.

List only active offenses for which the inmate was sentenced to prison, including concurrent commitments for offenses committed prior to this incarceration. Omit commitment offenses listed but since discharged.

Enter brief comment on nature of the offense (injury to victim, crime against person, property crime, narcotics, etc.).

Aggravating/Mitigating Circumstances: Describe any action during the crime that resulted in physical injury to victim or resulted in the victim's fear of harm or physical violence. Note the use of firearms or other weapons in a crime. Note the original or real behavior in the original charges filed by the DA against the offender.

Other relevant information: Include information that allows a more accurate judgment of the severity of the commitment offense such as a peculiar modus operandi or series of events leading to or related to the crime.

Considering all factors of the commitment offense and using the Risks Assessment Guide (revised February, 1986), assign a score from zero to ten that best fits the seriousness of the offense(s).

Criminal Behavior Pattern

This category is intended to assess the dimensions and severity of past criminal behavior, other than the commitment offense(s). The primary sources of information will be the Cumulative Case Summary, POR and the CI&I.

Include a concise statement identifying patterns, trends, frequency, and severity of prior criminal behavior for appropriate offense types.

Refer to the scoring ranges in the Risks Assessment Guide for indications of severity, and score this category zero to ten based on the following:

8.0 to 10.0	Long history of predatory or violent crimes.
5.0 to 7.99	Long history of non-violent crimes or brief history of predatory or violent crimes.
0.0 to 4.99	Brief history of non-violent crimes.

Prior Patterns

This category is intended to assess the frequency and severity of behavior that is related to the inmate's or outpatient's criminal behavior pattern. The primary sources of information will be the Cumulative Case Summary, social and psychological evaluations, and the POR.

Indicate incidence and degree of drug use or alcohol use directly related to criminal behavior (moderate/severe/ occasional/frequent) and describe the type of substance and the relationship to criminal behavior. Describe any documented history of crime-related psychological problems, the duration of the condition, and present status. Indicate any associations with undesirable persons that tend to lead to criminal behavior.

Score this category from zero to ten depending on the presence and degree of seriousness of any problem which may result in renewed criminal involvement based on the following guidelines:

Frequent or severe incidents in three or more areas.	8.0 to 10.00
Frequent or severe incidents in one or two areas.	5.0 to 07.99
Moderate or occasional incidents.	0.0 to 04.99

Prior Patterns of Response to Custody and Supervision

This category is intended to determine how the inmate or resident has performed when in custody and how the parolee or outpatient has adjusted when under supervision in the community; e.g., probation, CYA or prior adult parole. The primary sources of information are the Cumulative Case Summary and the POR.

Briefly describe incidents or crimes committed during any incarceration that required either court, BPT or NAEA or Disciplinary Committee action and, if the inmate or resident has been under prior community supervision, list negative behavior and parole or outpatient adjustment and violations.

Score this section from zero to ten depending on the seriousness of prior behavior and the expected adjustment to parole/outpatient status based on the following guidelines:

Frequent or severe incidents (escapes, gang affiliations, altercation, new crimes, major parole violations).	8.0 to 10.00
Moderately frequent or severe incidents (suspension and reinstatement, minor parole violations, etc.).	5.0 to 07.99
Minor or infrequent incidents (nuisance).	0.0 to 04.99

The process for developing the Base Risks Score is as follows:

- The Raw Score is the sum of the scores for the four Risk Assessment categories divided by four. Enter this sum at the right-hand margin.
- The Base Score is the Raw Score ± override/override.
- Override/Underwrite: The Base Score is on a scale of zero to ten. If the Base Score appears too high or too low based on your case assessment, you may override or underwrite the score without limit within the range of the scale, provided that the reasons of your override/underwrite are documented. Enter a score of zero to ten, assigned as the override/underwrite in the space provided on the right-hand margin.
- Add/subtract your override/underwrite score from the Raw Score to fix your Base Risks Score. This final number will be on a scale of zero to ten and shall be entered in the space provided at the bottom of the right-hand margin.
- The Risks Assessment preparer shall legibly sign and date the assessment.
- The Risk Assessment Score and Needs Assessment Score, coordinated on the classification/work allocation grid, determine the level of supervision to which the case is assigned. A small grid is in the upper right-hand corner of each side of the form for quick reference. Put a check in the grid cell that reflects the level of supervision assigned. This check should be in the same grid cell on both sides of the form; e.g., High Control, High Service, Control/Service Emphasis, or Minimum Supervision.

86040.3 Needs Assessment

Revised September 25, 2007

The Needs Assessment is designed to evaluate the parolee's or outpatient's past patterns of community adjustment and to determine the type or severity of problems that may affect the parolee's or out-patient's ability to succeed on parole. The Parole Agent shall include a brief statement of past patterns, noting the type and severity of any problems or deficiencies. Assign each category a score from zero to ten based on the severity of problems encountered in each of the categories. If the information requested for any factor is unknown, so state and assign a score of five to that factor.

Complete the headings on the form (last name, first name, middle initial, and CDC number).

Residence

Past Pattern: Describe parolee's or outpatient's past residential patterns (e.g., lives alone, with others, with parents, legal or common-law spouse, registered domestic partner, friends, etc). Note whether the pattern has been nomadic, transient or stable.

Suitability: Indicate whether past residential pattern has been a positive, marginal, or negative aspect of the parolee's adjustment and if the pattern is related to the parolee's criminal involvement.

Make any other comments that will contribute to assessing the type and severity of problems with living arrangements.

Score from zero to ten based on the following:

8.0 to 10.00	Negative pattern (major problems).
5.0 to 07.99	Marginal pattern (moderate problems).
0.0 to 04.99	Positive pattern (minimal problems)

Means of Support

Describe how the parolee or outpatient has met financial needs in the past. Note whether the parolee has relied on criminal activity or on employment earnings for money, or relied on family or public agency stipends.

Describe specific employment skills the parolee or outpatient has developed and prior job experiences.

Identify vocational training received while incarcerated, whether the training was completed, and whether parolee is employable in that field.

Identify any income parolee or outpatient receives such as Supplemental Security Income (SSI), trust funds, wife and children on Aid to Families with Dependent Children (AFDC), etc.

Include other comments regarding parolee's or outpatient's employability and type and severity of past or present problems with means of support.

Score from zero to ten based on the following:

8.0 to 10.00	No work history/no skills.
5.0 to 07.99	Moderate work history/skills.
0.0 to 04.99	Good work history/skills/training.

Health

Describe the presence and degree of any physical, psychological, mental, or emotional problems.

Include other comments that will contribute to an assessment of the type and severity of any health problems. For example, any prescribed medications or recommendations for POC shall be indicated.

Score from zero to ten based on the following guidelines:

8.0 to 10.00	Serious problems detrimental to adjustment.
5.0 to 07.99	Moderate problems.
0.0 to 04.99	Slight problem or no problems.

Transportation

Indicate if the parolee or outpatient will rely on public transportation, have a car available or rely on others for transportation, and whether transportation difficulties will contribute to other community adjustment problems.

Score from zero to ten based on the following:

8.0 to 10.00	Major transportation problems.
5.0 to 07.99	Moderate transportation problems.
0.0 to 04.99	Minor problem or no transportation problems.

Community Survival Skills

Indicate whether the parolee or outpatient was previously able to fulfill his basic needs in the community such as food, clothing, shelter, employment, transportation and social outlets. Include specific deficiencies such as low education, non-reader, language barriers, poor self-image or physical disfigurement.

Score from zero to ten based on the following guidelines:

- 8.0 to 10.00 Major problems.
- 5.0 to 07.99 Moderate problems.
- 0.0 to 04.99 Minor problem or no problems.

Patterns of Social Activity

Describe the parolee's or outpatient's social activities, associations, and leisure time activities and indicate whether the activities are satisfactory, delinquent, or contribute to other community adjustment problems.

Score from zero to ten based on the following guidelines:

- 8.0 to 10.00 Major problems.
- 5.0 to 07.99 Moderate problems.
- 0.0 to 04.99 Slight problem or no problems.

The process for developing the Base Needs Score is as follows:

- Raw Score: The sum of the scores for the six Needs Assessment categories above divided by six. Enter this sum at the right-hand margin.
- Base Score: The Raw Score ± override/underride score.
- Override/Underride: The Base Score, as determined above, is on a scale of zero to ten. If this relative score appears to be too high or too low, based on case factors, you may override or underride that score within the range of the scale (zero to ten) provided that the reasons are documented. Enter the score you have assigned as the override/underride in the space provided on the right-hand margin.
- Add/subtract your override/underride score from the Raw Score. This final number will be on a scale of zero to ten and shall be entered in the space provided at the bottom of the right-hand margin.
- The preparer of the Needs Assessment will legibly sign and date the assessment.
- The Risks Assessment Score and Needs Assessment Score, coordinated on the classification/work allocation grid, determine the level of supervision to which the case is assigned. A small grid is in the upper right-hand corner of each side of the form for quick reference. Put a check in the grid cell that reflects the level of supervision assigned. This check should be in the same grid cell on both sides of the form; e.g., High Control, High Service, Control/Service Emphasis, or Minimum Supervision.

86040.4 Revisions

The Deputy Director, P&CSD shall ensure that this section is current and accurate.

86040.5 References

Not Applicable.

ARTICLE 50 — INFORMATION PRACTICES

Effective August 31, 1989

86050.1 General

CDC is authorized by statute to collect, maintain and utilize information on individuals (including current and former inmates, parolees and releasees, employees and other individuals) necessary to accomplish its statutory purpose and function.

Information collected and maintained by the P&CSD and CDC will generally consist of three categories by content:

- Exempt.
- Personal.

- Non-personal.

All information will be maintained by the P&CSD with integrity, timeliness, accuracy and security. Persons or agencies to whom the P&CSD discloses information will be requested to maintain similar standards. Departmental policy and procedures set forth in this Article and other departmental regulations and directives are intended to safeguard the privacy and the right of review of information under CDC's control and are established pursuant to existing statutory and case law requirements.

No record or file containing personal or exempt information on an individual or individuals will be established or maintained by any division, section, unit, institution or field operation unless the authority for same is found in CDC's approved procedural manuals, directives or bulletins, or has been specifically approved in writing by the Director.

Procedures in this Article will apply to any authorized departmental records, files, system of records or files containing information on present or former inmates, parolees, residents, releasees and employees where such information is retrievable by the subject's name, identification number or other identifiable means.

Any employee who intentionally violates any provisions of the CCR or any departmental procedural requirement relating to information practices may be subject to adverse action, including termination of employment.

Civil action may be brought against CDC for failure to comply with an individual's lawful request for record review, including failure to respond within specified time limits, for failure to maintain recorded information with accuracy, timeliness, completeness and security, and for failure to comply with any provisions of the IPA which adversely affects the individual.

Any person who willfully requests or obtains any record containing personal or exempt information from an agency under false pretenses will be guilty of a misdemeanor and may be fined for not more than \$5,000 or imprisoned for not more than one year, or both.

P&CSD, Headquarters staff will submit an Information Practices Report to the Departmental Information Practices Coordinator, on June 1st each year.

86050.2 Definitions

The following definitions will apply in this Article to personnel and parolee records:

Confidential Information

Information which is classified as confidential by the CDC under the authority of statute and case law, and depending on the contents, may be withheld from the data subject and any other unauthorized person, agency and entity. Confidential information includes but is not limited to information which, if disclosed, would:

- Endanger the health and/or safety of the subject or other persons (may include medical and/or psychiatric information which, if known to the subject of the information, would prove detrimental).
- Endanger the security of any departmental facility.
- Disclose personal or confidential information pertaining to a person other than the subject of the information when the information would not reasonably be a part of the subject's knowledge or experience.
- Impede an investigation or preclude CDC from accomplishing its statutory purpose and function in criminal, civil or administrative matters.
- Compromise the objectivity or fairness of the testing, appointment or promotion process.
- Release information required by statute to be withheld from the individual to whom it pertains.

Personal Information

Information which any person could assume the data subject would not want released to persons and entities who are not authorized and who do not have need-to-know. Personal information includes but is not limited to education information, financial transactions, and medical or employment history and excludes that information designated as confidential or non-personal by departmental standards.

Non-Personal Information

Information contained in a record that, if disclosed, would not detrimentally or adversely affect the subject of the information or other individuals. Non-personal information may be released to a member of the general public in response to specific inquiry on a need-to-know basis or to the news media covering a newsworthy event involving the individual. The distinction between personal and non-personal information is not always clear and care should be taken in making any disclosure.

Access

An individual's request to see his/her own records. (Any review of information contained in a record by the subject of that information or any other person reviewing the information on behalf of or as an agent of the data subject.)

Disclose

To divulge, reveal, release, transmit, transfer, disseminate, or communicate all or any part of any record orally, in writing, electronically, or by any other means, to the data subject or any other person, agency or entity by CDC.

Need-to-Know

Refers to a person having both a legitimate right and a reason to have information from a file.

Data Subject

Any person about whom CDC maintains a record or file and includes current and former inmates, parolees, residents, current and former employees, whether they are permanent, part-time, temporary or contractual; and any other person without regard to the individual's current status.

Record or File

The terms "record" or "file" are synonymous and mean any collection of confidential or personal information regarding an individual which is maintained or retrieved by name or other identifying particular assigned to the subject of that information.

Information Practices Coordinator

The person designated as the departmental official responsible for ensuring that CDC and its various components comply with all the provisions of this Article.

86050.3 Training

All departmental employees will be provided training regarding departmental policy, procedures and regulations governing the use of departmental records and/or record information as a part of their orientation, as well as ongoing training during the period of their employment.

Any employee designated as an authorized discloser of departmental record information will be provided specialized training in departmental information practices prior to actively disclosing information. Training for designated employees will be provided on a semiannual basis and as changes in policy, procedures or staffing may require.

86050.4 Handling and Processing of Information

Only authorized persons will be permitted to handle and/or process personal or confidential information relating to personnel or parolees. Authorized individuals are employees of CDC for whom a criminal records check has been completed. CDC employees include those full-time, civil service and exempt positions, part-time employees, student assistants, aides, contractual personnel and consultants whose duties with the P&CSD or departmental section require access to files and records.

86050.5 Revisions

The Deputy Director, P&CSD shall ensure that this section is current and accurate.

86050.6 References

DOM § 13030.

ARTICLE 51 — DISCLOSURE OF INFORMATION

Effective August 31, 1989

86060.1 General

Information about a parolee is usually not public information. The procedures in this Article govern any disclosure of information about a parolee.

Parole Records

Parolee records maintained by CDC include the following:

- Field file.
- C-File.
- Methadone clinic patient record.
- POC record.

86060.2 Responsibilities for Disclosure Determination**Field File**

Field staff will disclose information only to persons permitted to have the information.

C-File

The regional records staff will disclose information only to persons permitted to have the information.

POC File

Only the chief psychiatrist or designee may disclose information maintained in the POC file.

P&CSD employees authorized to disclose parolee field file and C-File information to departmental and non-departmental persons are designated by the respective Regional Administrator.

With the exception of designated employees, no other P&CSD employee will disclose any personal or confidential information from any parolee/outpatient record to anyone not employed by CDC, BPT or NAEA.

86060.3 Authorized Disclosures

The disclosure of parolee record or file information by oral or written means will be made only when a definitive need-to-know has been ascertained and the identity of the requester has been verified. Only those departmental employees who have been trained and specifically designated may disclose information contained in any departmental parolee record. Disclosures of information may be made to:

Departmental Employees

- To those officials, employees, contractual employees, and authorized volunteers of CDC if such disclosure is relevant and necessary in the ordinary course of the performance of their official duties and is related to the purpose for which the information was acquired.

Public Agencies

- To a person or to another agency where the transfer is necessary for CDC to perform its constitutional or statutory duties, and such use is compatible with a purpose for which the information was collected.
- To a governmental entity when required by state or federal law.
- To another law enforcement agency when required for an investigation of unlawful activity, unless such disclosure is otherwise prohibited by law.
- To another person or governmental organization when necessary to obtain information for an investigation by CDC of a failure to comply with a specific state law which CDC is responsible for enforcing.
- To the state Archives as a record which has sufficient historical or other value to warrant its continued preservation by the state or for evaluation by the director of General Services or the archivist or his designee to determine whether the record has such value.
- To a committee or a member of the Legislature, or to a member of a legislator's staff when authorized in writing by the legislator, where the subject of information has given his or her permission for such disclosure, or where the legislator provides reasonable assurance that he or she is acting in behalf of the subject to whom the information pertains.

Statistical and Scientific Researchers

To a person who has provided CDC with adequate written assurance that the information will be used solely for statistical research or reporting purposes, but only if the information to be disclosed is in a form that will not identify any individual.

To the University of California or a non-profit educational institution conducting scientific research, provided the request for information includes assurances of the need for personal or confidential information and assurances that the personal identity of the subject shall not be further disclosed in individually identifiable form.

Persons Under Compelling Circumstances

Pursuant to a determination by CDC that compelling circumstances exist which affect the health or safety of an individual, if upon such disclosure notification is transmitted to the individual to whom the information pertains at his or her last known address. Disclosure will not be made if it is in conflict with other state or federal law.

Other Persons

With prior written voluntary consent of the individual to whom the record pertains, but only if such consent has been obtained not more than 30 days before the disclosure, or in the time limit specified by the individual in the written consent.

Courts

If a court orders disclosure of a file or issues an order to show cause why a file should not be disclosed, or pursuant to a subpoena or other compulsory legal process, the staff person responsible for the file will contact departmental counsel before responding to the order.

CDC must reasonably attempt to notify the parolee, if such notification is not prohibited by law.

86060.4 Notification to Director

All news media inquiries will be reported through the immediate supervisor to the Regional Administrator or designee. If an employee has any doubt regarding the proper response, the matter shall first be discussed with or referred to the employee's immediate supervisor.

The supervisor will immediately notify the Regional Administrator and the Deputy Director, P&CSD, of any occurrence or situation of unusual public interest that involves a parolee, work furlougher, parole operations, or staff. The Deputy Director, P&CSD, will notify the Director or the Assistant Director, Communications.

86060.5 Information That may be Released to the Public or News Media

CDC records and files pertaining to any individual are not public records and will not at any time or under any circumstances be made accessible to the general public or the public news media. Non-personal information obtained from such records and files may be disclosed to individual members of the general public and to representatives of the public news media. Information will be disclosed only by those departmental employees who have been trained and specifically designated to disclose this type of information.

When responding to written or verbal requests from the general public, the identity of the requester will be determined and an identifiable need-to-know must exist.

When responding to a request from the news media, the identity of the requester shall be determined and the information disclosed must be related to a current newsworthy event.

The following non-personal information may be released pursuant to the above criteria: name; age; photograph; date of birth; race; birthplace; CDC number; commitment offense(s) for current term of imprisonment and any prior commitments to prison; the county(s) from which committed; any pending court action of record; institution or field office having jurisdiction of the case; transfer information (after the fact); anticipated date of release to parole or discharge; BPT and NAEA hearing schedules and actions; general state of health; and nature of injury.

Criminal History

By law, information on the SSCH may not be used to furnish information concerning an inmate or parolee to an agency or person not authorized to receive it.

Adult Probation Report

PC 1203.05 prohibits disclosure of this report to the general public.

86060.6 Accounting of Parolee Record Disclosure

Revised November 28, 1990

Except for those disclosures made to departmental personnel, every unit of the P&CSD that maintains records on parolees will also maintain, as part of each record, a CDC Form 819, Personal/Confidential Information Disclosure Access Log. Entry on the form will be made regarding any disclosure of information from the record.

The accounting will be retained in the record or file for at least three years after the disclosure is made or until the record is destroyed, whichever is shorter.

The P&CSD must inform any individual or agency to whom personal or confidential record information has been disclosed within the previous three years of any amendment, correction of error, or notation of dispute, if:

- An accounting of that disclosure is available.
- The accounting contains the name of the person or agency to whom the disclosure was made.
- The subject of the information provides the name of the person or agency to whom the disclosure was made.
- Exceptions.

- An accounting (entry on log) is not required for copies routinely routed to the data subject; e.g., board reports, etc.
- An accounting is not required when disclosures are made to agencies authorized by PC 1105a to receive state criminal history information or when disclosures are made between law enforcement officers on field duty.

86060.7 Collection of Information

Revised November 28, 1990

Personal and confidential information will be collected to the greatest extent possible directly from the individual who is the subject of the information rather than from other sources.

Exception: CDC is required by PC 2081.5 to collect and maintain information on parolees obtained from any interested agencies or persons.

When information is collected from other than the parolee, the sources of the information shall be maintained in the information or clearly referenced to another section of the file/record.

All parolees from whom information is collected will be notified per departmental procedures. For the purpose of meeting this requirement:

- Parolees will be notified by the CCR. Prior to issuance of the CCR written and/or verbal notification will be given. Upon issuance of the CCR, it will serve as continuing notification.
- Individuals other than personnel and parolees will be provided notification, with the CDC Form, or form letter, used to collect the information.
- Notification requirements are met if the individual from whom information is collected received notice within one year of the last request.

86060.8 Revisions

The Deputy Director, P&CSD, shall ensure that this section is current and accurate.

86060.9 References

Revised November 28, 1990

DOM §§ 13010 and 13030.

PC §§ 2081.5, 1203.05, 1105a.

CCR (15) (3).

ARTICLE 52 — ACCESS TO INMATE RECORDS

Effective August 31, 1989

86070.1 General

While all departmental case record information is designated as confidential and not accessible for general inspection, case law ([In re Olson](#)) and CC 1798 provide access to the parolee and to other specific individuals with written consent of the parolee.

86070.2 Levels of Decision

Field File

A written request to examine a parolee's Field File will be referred to the unit supervisor for approval.

C-File

A written request to examine a parolee's C-File will be referred to the Regional Administrator (or designee) for approval.

POC File

A written request to examine a parolee's POC File will be referred to the Chief Psychiatrist (or designee) for approval.

Time Limits

Within seven days of receiving a request to examine a parolee file, the person (or designee) specified in above paragraphs will notify the person requesting the examination whether the request is denied or approved.

Scheduling an Examination of Parolee File

The record or file will be made available as soon as possible for review, but no later than the following limits from the date of request.

- Active records, 30 days.
- Inactive records, 60 days.

86070.3 Persons Permitted Access

Departmental, BPT and NAEA staff have access to all information about a parolee.

Parolee

A parolee has access only to information in the parolee's own file that is not classified as confidential.

Attorney

An attorney has access to a parolee's file only if authorized by the parolee. Access is limited to information that is not classified as confidential.

Designated Person

This term refers only to an attorney or the investigator for the attorney who is designated and authorized by a parolee to examine that parolee's records. A designated person may not be a parolee or an inmate in any jail, prison, or similar institution. A designated person has access only to information that is not classified as confidential. Additionally, information received from another agency that is classified as confidential by that agency shall not be disclosed to a designated person. (The parolee or designated persons may be referred to the agency that originated the document.)

CI&I Report

A parolee and/or parolee's attorney may examine the parolee's CI&I report. If the CI&I transcript is the only document needed, the parolee staff will refer the parolee and/or parolee's attorney to State DOJ, local police department or sheriff's office to file an application to request a SSCH pursuant to PC 11122.

86070.4 Approved Request

If the person specified above approves a request to examine a parolee file, that person or designee will:

- Notify the person requesting the examination of time and place scheduled for the file examination.
- Designate a reviewer with casework experience who will screen the file for confidential material or determine what, if any, material will be disclosed on the basis of the person's need-to-know. The person designated to review the file will also supervise the examination of the file.

86070.5 Denied Request

The person denying a request to examine a file will document the denial and the reasons in a letter to the person making the request. A copy of the letter will be placed in the C-File and field file.

- A parolee who is denied permission to review the file will be given written notification of the right to appeal.

86070.6 Scheduling an Examination of Parolee File**Date**

The examination will be scheduled as soon as possible but no later than ten days from the date the request is approved.

Place

Examination of a parolee file will take place where the file is usually maintained with the following exceptions:

- If a court orders a file to be examined at another location, the order will be complied with.
- If an attorney requests to examine a file at a location near the attorney's office, the request may be granted provided the examination is supervised by a P&CSD staff person.
- The person approving a request for examination may also approve an alternate site for the examination.

86070.7 Charges for Staff Services

There will be no charge for staff services in supervising examination of a file by a parolee, a parolee's attorney or any person designated by a parolee during regular business hours. The person requesting to examine a file outside these hours will be advised that a fee established by CDC will be charged for supervising the examination.

86070.8 Screening a Parolee File

The reviewer will screen all material in the file prior to examination by a parolee, a parolee's attorney or a designated person. The existence of a Confidential Material Folder or a Confidential Case Records Form will not preclude a thorough screening of all material in the file. The purpose of the screening is:

- To locate material already classified as confidential.
- To classify other material as confidential according to the guidelines and procedures contained in this Article.
- To prepare the list of confidential material.

- To ensure that all confidential material is placed in the Confidential Material Folder.

86070.9 Preparation of Confidential Information

If a parolee, a parolee's attorney or a designated person is permitted access to a file, the following procedure will apply:

- If an entire document is classified as confidential, it will be marked "confidential," noted on the Confidential Case Records Form, and placed in the Confidential Material Folder and not disclosed.
- If a document contains a mixture of confidential and non-confidential information, it will be marked "contains confidential information," the confidential portions will be covered, and a photocopy made which will be included in the non-confidential portion of the file to be disclosed. Reference to the confidential information will be made on the Confidential Case Records Form. The original document will be placed in the Confidential Material Folder and will not be disclosed.

86070.10 Authorization for Attorney or Designated Persons

The person approving examination of a file by a parolee's attorney will notify the attorney of the following requirements for the examination:

- The attorney must provide written and signed acknowledgement that the attorney is acting on the parolee's behalf.
- The parolee must give written consent for the attorney to examine the file.

Designated Person

A designated person (parolee's attorney or the investigator for the attorney) must obtain an authorization signed and dated by the parolee before being given access to the parolee's file.

86070.11 Supervising Examination of a File**Supervision by Reviewer**

Generally, the person designated by the Regional Administrator or unit supervisor to review the file will supervise the examination.

Purpose

A departmental staff person will maintain the file under direct observation during the entire examination to prevent loss, destruction, mutilation or alteration of the file's contents and to ensure compliance with the examination procedures contained in this Article.

Confidential

The folder will be removed from the file and not disclosed to the person examining the file.

List of Confidential Information

The person examining a file will be given a copy of the Confidential Case Records Form and will acknowledge receipt by signing another copy. If the examiner refuses to sign, the person supervising the examination will so note on the form.

Answering Questions

The staff person supervising the examination may give non-confidential information in response to questions during the examination or refer the questioner to the person who approved examination of the file. Debates and justifications of departmental actions will be avoided.

Notes

The person examining the file may take notes but may not copy verbatim information from the CI&I record. Only the parolee or the parolee's attorney may review the CI&I record.

Copies of Documents

A copy of an arrest report or the CI&I record will only be given to the requesting party pursuant to PC 11124. Copies of other non-confidential information may be given as follows:

- If the parolee needs them for a hearing, appeal or application.
- If the parolee's attorney requests them.

86070.12 Accounting of Parolee Record Access

Entry on the CDC Form 819, Personnel/Confidential Information Disclosure Access Log, will be made regarding any access to information to the parolee or a designated representative.

Note: Exception. An accounting (entry on form) will not be required for copies routinely routed to the parolee.

86070.13 Requests to Amend Records

Subsequent to examination of file or record information, the parolee will be permitted to request, in writing, an amendment of the information contained in the file. Such requests will be directed to the originator of the contested information, if the originator is an official or employee of CDC. The departmental employee will, within 30 days of receipt of the request to amend, either:

- Make each correction as requested by the parolee (or the designated representative) of any portion of a record which the individual believes is not accurate, relevant, timely or complete.
- Inform the parolee (or designated representative) of the denial to amend the record and the reasons for the denial. Also to be included in the notification is the right to appeal and the procedures for filing an appeal.

86070.14 Appeals Procedure

A parolee who is denied permission to review a file or to amend record information will be given written notification of the right to appeal.

86070.15 Statement of Disagreement

If after the appeal process is completed, including the Director's level review, and the individual's request to amend the record is denied, the individual shall be permitted to file a statement of disagreement of reasonable length setting forth the reasons for the individual's disagreement. Specifically exempt from the provisions of this section are decisions, determinations and findings arrived at in judicial and administrative hearings relating to the disputed information, as well as other disputed information which includes and adequately reflects the individual's views, beliefs or positions relative to the disputed information.

When a statement of disagreement is submitted, a concise statement of CDC's reason(s) for not making the requested amendment(s) will be prepared. Copies of both statements shall be filed in the record or file that contains the disputed information. The disputed information shall be annotated with a cross-reference to the individual's statement of disagreement.

86070.16 Revisions

The Deputy Director, P&CSD shall ensure that this section is current and accurate.

86070.17 References

CC § 1798

In re Olson.

PC §§ 11122 and 11124.

ARTICLE 53 –UNASSIGNED

ARTICLE 54 — CONFIDENTIAL MATERIAL

Revised March 6, 1995

86080.1 Responsibility and Occasions for Classifying Information as Confidential

Classifying information in a parolee's record as confidential will be done as follows:

When a File is Reviewed Prior to Examination

At any time a parolee, an attorney, or a designated person is given approval to examine a file, a reviewer will be designated to screen the file and classify as confidential all information meeting the criteria.

When a Document is Written

Departmental staff who write or review a document that is included in a parolee's file may classify the document as confidential.

When a Document is Received

The staff person who receives a document from a source outside the Department may classify it as confidential when placing it in a parolee's file.

86080.2 Marking of Confidential Information

Any document designated as containing confidential information, either in total or in part shall be conspicuously stamped at its top and bottom with the word confidential in red ink. If the document consists of more than one page, each page shall be so marked.

86080.3 Basis for Classifying Material as Confidential

Revised September 25, 2007

Material will be classified as confidential according to the information that it contains and not according to its title, label, or origin. The following criteria will apply to classifying material as confidential:

Confidential by Statute

Access to CI&I SSCH is restricted to the parolee, the parolee's attorney, and persons and agencies listed in PC 11105.

Medical, Psychological, and Psychiatric Reports

A report prepared by departmental medical or psychiatric staff will be classified as confidential only if it meets the criteria below. Possible disturbance to the parolee or impairment of the treatment relationship is not a valid reason for classifying material as confidential unless disclosure might result in suicide attempts by the parolee. A report classified as confidential will contain a statement of the reason for the classification.

Victim/Witness Notification

All requests by a victim, witness, next-of-kin, or immediate family member as defined in Section 3000 of the Title 15 for notification/special condition of parole, and any responses to such requests shall be classified as confidential and filed in the confidential section of the inmate's/parolee's file. (Refer to DOM 72060, Notices.)

Threatens the Safety of a Person

Information which, if disclosed, might lead to retaliation against any person will be classified as confidential.

Another Person's SSCH

Information regarding another person's criminal history, which is not a matter of public record (e.g., a crime partner's cumulative case summary), will be classified as confidential.

Promised or Implied Confidentiality

Information should be classified as confidential only if it is judged to be highly sensitive and there was a promise of confidentiality.

Threatens the Security of a Facility

Information that, if disclosed, might threaten the security of any jail, prison, or similar facility will be classified as confidential.

Information Classified as Confidential by Other Agencies

If departmental staff retains a confidential classification imposed by the agency that originated the information, the parolee may be referred to that agency for disclosure.

Department of Health

Information classified as confidential by the Department of Health may be declassified only if a departmental staff physician determines that its content does not warrant classification as confidential. If it is decided that the confidential classification will remain, the physician will note the reason on the report.

CYA

Information classified as confidential by the CYA will be reviewed and classified by departmental staff according to its content. The reviewer should contact the originator of the document or the CYA's Central Office before declassifying it.

Reports of Other Law Enforcement Agencies

Reports of other law enforcement agencies, which are classified as confidential by the originating agency, will retain that classification. The parolee, attorney, or designated person may be referred to the originating agency.

Departmental Staff Correspondence with Legal Counsel

If a parolee's record contains correspondence between departmental staff and legal counsel, the correspondence will be classified as confidential if it discloses CDC's position in potential or pending litigation. This criterion applies to correspondence that discusses the issue or facts of a case, requests an action that is not routine, suggests the outcome of a case, or recommends legal strategy.

86080.4 List of Confidential Case Records

The person designated to review a parolee's file will complete the Confidential Case Records Form listing all material classified as confidential.

The list will include the following information:

- The title and location of the file.
- The parolee's name and number.
- The name of the person who requested to examine the file.
- The general nature of each document classified as confidential, stated in such a way as to prevent the examiner from deducing the confidential information.
- A reason for the classification.
- The signature of the reviewer.
- The date the file was reviewed.

The information will be typed on the form, and a copy of the form placed in a Confidential Material Folder in both the C-File and the field file. A copy of the form will also be given to the parolee, the parolee's attorney, or a designated person when examining the non-confidential portion of the file.

Prior to any examination, the file will be reviewed and the list of confidential material updated. A copy of the updated list will be placed in both the C-File and

field file to ensure that information contained in both files will not be classified as confidential in one and not the other.

86080.5 Confidential Material Folder

All documents which are classified as confidential or which contain confidential information will be placed in a folder attached to the inside of the back cover of the file.

The C-File and the field file will each contain a Confidential Material Folder if information in either file is classified as confidential. If the C-File contains information classified as confidential when the parolee is released to parole, the Regional Case Records Manager will prepare a Confidential Case Records Form, and a Confidential Material Folder. A copy of the Confidential Case Records Form will be sent to the Parole Agent for inclusion in the field file.

The Parole Agent will mark as confidential any information listed on the Confidential Case Records Form that is in the field file and place it in the Confidential Material Folder in the field file.

The P&CSD staff person who classifies a document as confidential will place it in the Confidential Material Folder, replace it in the file with a completed Notice Form, and update the Confidential Case Records Form.

A copy of the most recent Confidential Case Records Form will be placed in both the C-File and field file.

The P&CSD staff person who classifies a document as confidential will ensure that all copies of it are also classified as confidential and placed in the Confidential Material Folder whether in the central, field, or any other file.

86080.6 Declassification

The person designated to review a file prior to its being examined may declassify information previously classified as confidential.

The reviewer should discuss the intended declassification with the person who originally classified the information as confidential.

A difference of opinion regarding the need for classification as confidential will be referred to the RPA for a final decision.

86080.7 Correcting Erroneous Information in a Parolee File

The validity and accuracy of file information is the responsibility of all P&CSD staff. The staff person discovering any erroneous or misleading information will mark it as such and attach a correction or explanation.

Only the RPA may authorize removal of erroneous or misleading information from the C-File. Approval will be granted only under the following conditions:

- The information is clearly shown to be erroneous or misleading.
- The information has not been considered in any deliberation, determination, or action affecting the parolee.
- If the information has been considered as indicated above, the information may not be removed, but an explanation or correction will be attached.

86080.8 CI&I SSCH Limited Access

PC 11105 lists the persons and agencies allowed access to CI&I SSCH. P&CSD staff will not provide copies of SSCHs and will not provide information directly from the SSCH to any person or agency not specified in PC 11105. If P&CSD staff believe a person or agency not listed in PC 11105 has a legitimate reason to know information about a parolee, that information must be derived from records other than the CI&I Record or the POR.

Access on the Basis of a Need-to-Know

Access to the SSCH by persons and agencies listed in PC 11105 is on the basis of their need-to-know related to the official function of that person or agency. These persons and agencies may obtain copies of SSCH through the Regional Case Records Manager or from the Parole Agent.

Other Agencies' SSCH

Disclosure of SSCH from agencies other than State DOJ is not limited by statute. P&CSD staff will observe the confidentiality policies of agencies from which information or documents are received, especially other law enforcement agencies.

86080.9 Safekeeping and Storage of Confidential Parolee Material

Confidential parolee record information will be kept in the Confidential Material Folder and attached to the inside of the back cover of the field file or C-File.

An authorized person reviewing confidential material is responsible for it while it is in that person's control.

Preliminary drafts, carbon sheets, stenographic notes, worksheets, etc., and any item containing confidential information will be destroyed by the individual responsible for their preparation immediately after having served their purpose.

86080.10 Revisions

The Deputy Director, P&CSD, or designee is responsible for ensuring that the contents of this section are kept current and accurate.

86080.11 References

PC § 11105.

DOM § 72060.

ARTICLE 55 — DISCLOSURE TO AGENCY OR PERSONS

Effective August 31, 1989

86090.1 General Guidelines for Disclosure to Other Agencies and Persons

With Consent

If the patient gives prior written consent, designated clinic staff may disclose necessary patient information, whether recorded or not, to the following persons:

- Medical personnel or to treatment or rehabilitation programs when the disclosure is needed to furnish services to the patient.
- Medical personnel able to provide continued methadone maintenance when the patient is traveling, incarcerated or hospitalized. Any such disclosure must be documented with the name of the patient, or assigned program case number, the date and time of the disclosure, the information disclosed and the names of the individuals by whom and to whom it was disclosed; and the purpose for the disclosure.
- The patient's attorney.
- The patient's family or close personal relations, unless the person responsible for treatment believes the disclosure would be harmful to the patient.
- Employers and employment agencies, when it is believed that the information may assist in the patient's rehabilitation.
- A criminal justice agency which requires methadone maintenance as a condition of release, probation or parole, or as the disposition or status of any criminal proceedings against an individual, or pursuant to the execution or suspension of any sentence imposed upon him or her. Consent may not be revoked for 60 days or until the condition for which it was given has terminated, whichever is later.

Without Consent

Without the patient's written consent, designated clinic staff may disclose necessary information to the following persons:

- Medical personnel to the extent necessary to meet a bona fide medical emergency.
- To qualified persons conducting authorized scientific research, management audits, financial audits or program evaluation. The identity of individual patients may not be disclosed, either directly or indirectly, in any resulting report.
- Persons or agencies authorized by a court order to receive such information.

86090.2 Revisions

The Deputy Director, P&CSD shall ensure that this section is current and accurate.

86090.3 References

DOM § 13030.

ARTICLE 56 – RESERVED (REHABILITATION & PARDON)

ARTICLE 57 – WORK SCHEDULES

Effective October 20, 2006

87210.1 Policy

It is the policy of the California Department of Corrections and Rehabilitation (CDCR) that work schedules shall be accomplished in a uniform manner consistent with applicable laws, policies, and sound personnel practices.

87210.2 Purpose

This Section outlines the procedures and requirements that shall be followed for work schedules.

87210.3 Responsibilities**Unit Supervisor**

The Unit Supervisor reports to the District Administrator and is responsible for managing and maintaining CDCR's overall parole supervision efforts at the field parole unit level.

The Unit Supervisor is responsible for ensuring that all Parole Agents comply with the scheduling requirements of the contract and the meeting of operational needs.

The Unit Supervisor shall approve the work schedule at least three (3) days prior to the scheduled month, unless it can be documented that the scheduled work hours as submitted would be detrimental to the needs of the office or would hinder the Parole Agent in the performance of his/her duties and responsibilities.

The Unit Supervisor shall provide the Parole Agent with the written documentation if requested by the employee.

The Unit Supervisor may assign the work schedule if the Parole Agent does not submit a monthly work schedule.

Parole Agent

The Parole Agent reports to the Unit Supervisor and is responsible for supervising parolees on their caseload.

The Parole Agent is responsible for submitting a proposed work schedule to the Unit Supervisor for each month at least seven (7) calendar days, but no more than fourteen (14) calendar days, prior to the beginning of the scheduled work month.

The Parole Agent is responsible for complying with the scheduled work hours once they are approved by the Unit Supervisor.

Parole Agent requested changes in the work schedule, excluding emergencies, will require prior Unit Supervisor approval.

Parole Agents will advise their Unit Supervisor of emergency changes in their approved work schedule no later than the next working day.

87210.4 Work Rules

Case carriers will not be scheduled for work on holidays, whether weekdays or weekends, except to handle emergency situations, as specified in the current Memorandum of Understanding (MOU) for Bargaining Unit Six.

87210.5 Work Week

The work hours for the Officer-of-the-Day (OD) are from 8:00 a.m. to 5:00 p.m., unless otherwise specifically identified.

The MOU states that Parole Agents with the Unit Supervisor's approval may elect the daily start and stop time, with the exception of the OD duty.

The normal work schedule for Parole Agents shall be a four (4) or five (5) day work week, as dictated by the workload, and approved by the Unit Supervisor in accordance with the MOU for Bargaining Unit Six.

The Parole Agent may schedule other than an eight (8) or ten (10) hour work day, with supervisory approval.

The work week shall start on Monday and end on Sunday, as specified in the current MOU for Bargaining Unit Six.

87210.6 Work Hours

Work hours, subject to Unit Supervisor approval, will be scheduled between 6:00 a.m. and 10:00 p.m., except as emergency and operational needs dictate.

No work will be routinely scheduled between the hours of 10:00 p.m. and 6:00 a.m.

Each work day will be a minimum of at least four (4) work hours and a maximum not to exceed twelve (12) work hours, except as emergency and operational needs dictate.

87210.7 Lunch Periods

The workday may include, at the employee's discretion, no meal break, or an optional one (1) hour, or one-half (1/2) hour meal break.

The lunch period, if authorized, is from 12:00 p.m. to 1:00 p.m., unless otherwise specifically identified, as specified in the current MOU for Bargaining Unit Six.

87210.8 Evening Hours

Work schedules shall include a minimum of four (4) evenings per month.

These mandated evenings shall be in the field, except if previously waived by the Unit Supervisor. The waiver will be the exception rather than the rule.

These mandated evenings will be worked until at least 7:00 p.m.

Nothing in this Section shall prohibit Parole Agents from scheduling additional voluntary evenings, as specified in the current MOU for Bargaining Unit Six.

87210.9 Work Schedule

Each Parole Agent shall submit a proposed work schedule to the Unit Supervisor for each month at least seven (7) calendar days, but no more than fourteen (14) calendar days, prior to the beginning of the scheduled month for supervisory approval.

The schedule will represent all work hours, which shall include all workdays, weekend work, evening work, days off, OD duties, lunch or no lunch, training, and any other special assignment responsibilities, as specified in the current MOU for Bargaining Unit Six.

87210.10 Work Schedule Approvals

The Unit Supervisor shall approve the work schedule at least three (3) days prior to the scheduled month, unless it can be documented that the scheduled work hours as submitted would be detrimental to the needs of the office or would hinder the Parole Agent in the performance of his/her duties and responsibilities. This documentation shall be provided if requested by the Parole Agent.

If a Parole Agent does not submit a monthly work schedule, the Unit Supervisor will assign the work schedule, as specified in the current MOU for Bargaining Unit Six.

87210.11 Work Schedule Adjustments

During the scheduled month, the Unit Supervisor may occasionally adjust the work hours based upon operational needs with written justification to the Parole Agent.

This adjustment shall not be intended to avoid the assignment of overtime.

Parole Agent requested changes in the work schedules, excluding emergencies, will require prior supervisory approval.

Parole Agents will advise the Unit Supervisor of emergency changes no later than the next work day, as specified in the current MOU for Bargaining Unit Six.

87210.12 Revisions

The Director, DAPO, or designee, is responsible for ensuring that the contents of this Article are kept current and accurate.

87210.13 References

Department of Personnel and Administration Rules and Regulations.

Department Operations Manual Section 85030.

MOU for Bargaining Unit Six.

CHAPTER 9 – HEALTH CARE SERVICES

Effective June 16, 1995

ARTICLE 1 – RESERVED FOR MEDICAL SERVICES

ARTICLE 2 – MENTAL HEALTH SERVICES

Revised July 11, 1995

91020.1 Policy

The Department shall receive, evaluate, house, treat, and/or refer all psychiatrically disturbed inmates who by virtue of their mental illness are unable to appropriately function within the constraints of the usual correctional processing or program assignments.

91020.2 Purpose

To provide for the detection, diagnosis, treatment, and referral of inmates with mental health problems and to assist each facility's Warden during all stages of each inmate's period of incarceration.

91020.3 Plan for Mental Health Programs

The Deputy Director, HCSD, shall maintain the delivery of mental health services and programs to inmates and parolees. Such services and programs shall include the following:

- Provisions for mental health care to all inmates and parolees with emphasis on identification of need while in reception and prerelease processing.
- Provision for diagnosis and treatment of voluntary patients.
- Provision for involuntary diagnostic and treatment services with appropriate safeguards against abuse and means for appeal and relief.
- POCs shall provide mental health services to parolees, reporting administratively to P&CSD, and reporting professionally to the Deputy Director, HCSD.
- An ongoing program to assess the needs of current departmental population.
- Priorities for the use of limited resources and plans for improving existing programs or initiating new programs.
- Criteria for referring for services within the Department and to other agencies.
- A program review and evaluation activity.

91020.4 Services

Each institution shall provide staff, space, equipment, and supplies for the treatment and/or referral of inmates with mental disorders requiring care. Each institution shall provide 24-hour emergency service.

- All departmental staff, by their supervisors, shall apprise institutional management when this procedure and/or professional standards are not being followed or met.

91020.5 How Services are Obtained

Departmental employees may refer an inmate to an institution's mental health services or the inmate may submit a request for such services.

91020.6 On-Site Services

Inpatient psychiatric services shall be provided at the:

- CMF.
- CIM.

Outpatient services or arrangements for appropriate referrals shall be provided at all institutions.

91020.7 Routine Referrals

The treating physician at any facility may initiate a referral to any psychiatric resource by contacting the designated facility Chief Psychiatrist (CP) or equivalent. The referring facility shall arrange transportation. The receiving facility may request further evaluation prior to transfer.

Placement and assignment procedures for psychiatric treatment categories, including documentation and CSR endorsement, shall be as outlined in the DOM 62050 and 62080.

91020.8 Category "I"

A classification of Category "I" for males and "I" or "Psychotic" for females is assigned to inmates who are believed to be:

- Acutely psychotic, severely depressed, or suicidal.
- Mentally ill inmates who are management problems, providing the psychosis warrants treatment in a hospital setting.

91020.8.1 Category "I" Transfers

Category "I" care is provided at CMF or at the CIW. Category "I" designation shall only be made by CMF or CIW staff. Other institutions with inmates who appear to meet Category "I" criteria shall transfer such cases to CMF or CIW for psychiatric observation.

When an inmate believed to be mentally ill is transferred to a psychiatric program and later found not to be mentally ill, they shall be returned to the sending institution without CSR review.

The DMH provides inpatient services for inmates transferred from the Department in accordance with PC 2684 and at CMF by interdepartmental contract.

91020.8.2 Mental Health Evaluations

When an inmate is transferred for a comprehensive mental health evaluation by a multiple disciplinary mental health team, it shall take place within 14 days after the date of transfer. The evaluation shall include at least the following:

- Review of mental health screening and appraisal data.
- Collection and review of additional data from staff observation.
- Individual diagnostic interviews and tests assessing intellect and coping abilities.
- Compilation of individual's mental health history.
- Development and overall treatment/management plan with referrals.

91020.9 Off-Site Services

The Department maintains interdepartmental agreements to transfer mentally ill or mentally deficient inmates or parolees to DMH or the Department of Developmental Services for treatment.

91020.10 Records

Records for each inmate housed by DMH shall be maintained by the respective "hub" institution (refer to DOM 62030). The "hub" institution and P&CSD staff shall make all contacts with the designated DMH facility to secure reports, schedule BPT hearings, and to process an inmate's parole or discharge. Any report needed for BPT hearings, Superior Court, or other such proceeding shall be requested of DMH to prepare the report or send the departmental staff person to the hospital to complete the report.

91020.11 Inpatient Facility

The psychiatric inpatient unit shall treat mentally disordered patients with any psychiatric illness or disease, whether functional or of organic origin, requiring inpatient-level care.

91020.11.1 Inpatient Facilities Requirements

The CP shall:

- Administer medical care and services for the unit, including all acts of diagnosis, treatment, prescribing, and ordering of drugs.
- Develop a plan for treating and/or referral of patients with emergency medical problems.
- Chair a committee to identify and recommend to administration necessary equipment and supplies.

91020.11.2 Psychiatrists

The psychiatrist shall:

- Prepare the diagnostic formulation for each inmate.
- Develop and implement individual treatment plans.
- Determine frequency of medical examinations.

Reports of all medical examinations shall be placed in the inmate's medical record file.

Only medical staff shall order an inmate removed from general housing status for medical or psychiatric reasons.

91020.11.3 Clinical Psychologists

Psychological services shall be provided by clinical psychologists. Clinical psychologists are members of the medical staff and shall have admitting privileges within departmental medical facilities.

91020.11.4 Social Worker Services

A social worker shall be used for the rendering of social services:

- At the request of the patient's attending physician.
- At the request of management staff.

91020.11.5 Psychiatric Nursing

A nurse with at least two years experience in psychiatric nursing shall provide the nursing management of the psychiatric unit.

There shall be an RN with training and experience in psychiatric nursing on duty at all times in an institution having a psychiatric unit.

There shall be sufficient nursing staff including RNs, MTAs, Licensed Vocational Nurses (LVN), and mental health workers to meet the needs of inmates. Nursing activity documentation shall be forwarded to the unit CP.

91020.12 Therapeutic Programs

Every inpatient unit shall:

- Provide and conduct organized programs of therapeutic activities in accordance with the interests, abilities, and personal and custodial needs of the inmate.
- Develop and record an individual evaluation and treatment plan which is correlated with the total therapeutic program.

Qualified therapists shall be employed to conduct the therapeutic activity program that may include:

- Occupational.
- Music.
- Art.
- Dance.
- Recreation.

91020.13 Inmate Patient Rights

Each inmate patient shall have the same rights as all other inmates unless the physician has good cause to deny an inmate any of the rights specified. The denial and reasons shall be entered in the inmate's medical record.

91020.14 Due Process for Psychiatric Patient Transfers to CMF

Due process for inmates transferred to CMF for psychiatric reasons shall be accomplished by CMF staff.

The inmate shall:

- Be given written notice indicating a hearing shall be held within seven days after arrival at CMF.
- Be assisted by his caseworker for and at the hearing which includes available documentation relating to the transfer.
- Have the information and/or justification for ordering the transfer disclosed at the hearing.
- Have the opportunity to present either oral or written testimony of witnesses.
- Be informed in writing of the decision.

The chairperson shall:

- Be an independent decision maker.
- Not be the treating psychiatrist at the referring or treating facility.
- Have the discretion to limit witnesses.
- Have the discretion to continue the hearing if additional information is needed.

91020.14.1 Appeal

The inmate may appeal the decision within 30 days using CDC Form 602, Inmate/Parolee Appeal Form.

Note: DOM 54060.15 through 54060.34 are now incorporated into DOM 91090.

91020.15 Control of Inmate

Revised August 17, 2011

Refer to the CCR, Title 15, Section 3268, Use of Force policy.

91020.15.1 Contained Situation

Contained or controlled situations (such as a recalcitrant inmate in a locked cell or room) with no apparent likelihood of immediate danger or injury to any person shall be evaluated and alternatives to the use of force, considered. In such controlled non-emergency situations, the use of force may be authorized only by personnel at the level of lieutenant or above. On psychiatric wards, the approval of a psychiatrist shall be required.

91020.16 Staff Responsibility

Staff persons shall:

- Orally report to the immediate supervisor all incidents where physical force is used to subdue, contain, or control an inmate.
- Fully document the incident prior to leaving the facility.

91020.16.1 Supervisor's Responsibility

Supervisors shall:

- Provide supervision of the incident, when possible, to ensure only minimum amount of force is used to control the situation.

- Not become actively involved in the use of force unless absolutely necessary.
- Report incident verbally and in writing to the immediate supervisor.

Supervisor in charge shall:

- Ensure medical attention and care is provided.
- Have personnel evaluated by medical staff and first-aid administered if required.
- Have injured inmates treated by medical staff and documented on a CDC Form 7219.
- Have photographs taken of all persons involved and verify photographs are true depictions.
- Log and maintain negatives and pictures for two years before obliteration.

91020.17 Restraint and/or Seclusion

Application of mechanical equipment and/or seclusion for psychiatric reasons shall be:

- Used only to protect the inmate and others from injury.
- To prevent property damage.

Mechanical Equipment

An inmate shall:

- Be placed in restraint only by written order of a physician.
- Be placed in restraint at the discretion of a RN, MTA, or LVN and an oral order obtained, recorded, and signed by a physician.
- Be observed every 15 minutes by medical staff.
- Be easily removable in the event of fire or other emergencies.

A record of type of restraint, application, and removal shall be in the inmate's medical record.

Seclusion

An inmate placed in seclusion requires the same orders as mechanical equipment restraint.

91020.18 Electronic Control Device

Revised August 17, 2011

Procedures for the use of an Electronic Control Device (ECD) are contained in the Restricted Volume (55000 Series) of the DOM.

91020.18.1 Review of Medical/Psychiatric Records

Custodial Staff

A taser shall not be utilized until the following occurs:

- Custodial staff shall notify the CMO or designee that use of the taser is being considered on a particular inmate. Custodial staff shall identify the inmate to medical staff by name, CDC number, and housing location.

CMO

- The CMO or designee is responsible to review the medical and psychiatric sections of the inmate's health record to ascertain whether there are any medical conditions that preclude the use of the taser. **Use of the taser is prohibited if the inmate received any psychotropic medication in the prior six weeks, is being treated for a cardiac arrhythmia, or has a pacemaker.**
- If no prohibitive medical or psychiatric condition exists, medical staff shall inform the appropriate custodial authority that there are no medical/psychiatric factors which preclude the use of the taser on the inmate at this time.

91020.18.2 Documenting Review of Medical/Psychiatric Records

CMO

- The CMO or designee is responsible to document their findings in the general medical and psychiatric sections of the inmate's health record.

Facility Administrative Staff

- The facility administrative staff is responsible to document compliance with these procedures within the CDCR Form 837 series, Crime/Incident Report, which is submitted to the Institutions Division at headquarters.

See DOM 32010, Taser Certification/Recertification Requirements; 51030, Reportable Incidents; and 55050, Authorization/Use/Limitations and Storage, for additional information on the taser.

91020.19 Inmate in AD-SEG

When an inmate remains in AD-SEG beyond 30 days, a personal interview shall be conducted and a written report, CDC Form 128-C, shall be prepared

by a psychologist or psychiatrist to evaluate any psychological sequel, need for medications, and/or reassurance about external circumstances. If the inmate confinement continues beyond three months, a psychological assessment shall be made every three months.

91020.20 Clinical Evaluation by Counselors

There may be occasions when large numbers of psychiatric referrals and limited psychiatric staff may require that qualified CC-IIIs prepare clinical records in lieu of psychiatric evaluations for selected cases and under supervision of a psychologist or a psychiatrist. A psychiatric council shall be established to review such evaluations prepared by counselors. The council shall be comprised of:

- Chairperson: facility's chief or program psychiatrist/consulting psychiatrist.
- Clinical psychologist.
- PA, CC-III, or CC-II who prepared the evaluation.

91020.21 Inmates With Death Sentences

Three appointed psychiatrists shall:

- Conduct a psychiatric examination and submit a written report to the Warden in time for the report to be transmitted to the Governor at least 20 days prior to the scheduled execution date.
- Have all information available pertinent to the inmate's sanity.
- Prepare a report at least 20 days prior to scheduled execution to be submitted in triplicate to the Director.
- Evaluate the electroencephalogram examination with an interpretation of the results in lay wording.

91020.22 Psychiatric Serious Disciplinary Hearings

For serious disciplinary hearings in a psychiatric unit, a subcommittee shall include a psychiatrist or psychologist. A full disciplinary committee shall include a psychiatrist and a psychologist.

91020.23 Psychiatric/Psychological Evaluations--General Instructions

For efficient use of evaluations for BPT, Superior Court, etc., the psychiatric/psychological portion of the cumulative case summary shall:

- Be brief and concise.
- Use lay terminology and explanations.
- Avoid detailed recapitulation of material available elsewhere in the cumulative summary.
 - If the previous report is virtually identical to the current evaluation, do not rewrite the entire report.
 - Indicate the case has been reviewed, the previous report is still applicable, and there is no significant change.

91020.23.1 Content

The evaluation shall also indicate:

- Whether this is the first, second, etc., report to the authority.
- Length of time since the last report.
- What was the nature of author's contact with the inmate.
- If first report, note pertinent previous psychiatric history with a short digest of essential conclusions and treatment.
- Summarize current essential development and progress.
- Delineate the psychopathology present which supports the diagnosis and prognosis.
- Reevaluate previously reported psychiatric conclusions.
- Comments on causative factors, self-understanding, attitudes, motivation for change, emotional stability, social identification, sincerity, and rehabilitation.
- A neurological appraisal (or reference to prior appraisal or note that such appraisal is needed) if organicity is present.
- The observed effect of medication or note if not on medication.

91020.23.2 Conclusions

All evaluations shall list the reasons for general conclusions. The diagnosed psychopathology is related to criminal behavior:

- Directly, the offense or offenses were largely a function of the psychopathological state.
- Indirectly, the psychopathology directly and clearly predisposed to the offenses but did not determine them.

- No significant relationship, criminal behavior, and psychopathology have been unrelated. Continuation of the psychopathology does not substantially increase the likelihood of criminal behavior.

Observation in the Facility

During observation in the facility, the inmate has:

- Psychiatrically improved slightly, moderately, greatly, or entirely.
- Psychiatrically deteriorated slightly, moderately, or greatly.
- Psychiatrically has shown no significant change.
- No conclusions may be drawn because of insufficient time and observation by evaluation.

Return to Community

In a less controlled setting such as return to the community, the inmate is:

- Considered likely to continue improvement.
- Considered likely to hold present gains.
- Considered in all probability to deteriorate because of (list reasons).

91020.23.3 Suggested Actions

From a psychiatric standpoint, the inmate should:

- Remain in present rehabilitation program as continued benefit is likely. State recommended specific treatment.
- Be removed from special (psychiatric evaluation) calendar because:
 - Psychopathology is not significantly related to future criminal behavior and psychiatric opinion will not contribute to release decision.
 - Two or more favorable psychiatric reports (having conclusions favorable for release) have been written within the last three years. The two favorable reports shall have been written by more than one examiner or had psychiatric council review.
 - There have been repeated psychiatric reports describing chronic mental pathology which cannot be expected to change. The conditions under which parole would be possible or become possible shall be spelled out with this recommendation.
- Be considered for transfer to DMH as needing treatment not available in the Department. Recommendations shall state whether it is anticipated that such treatment may result in the inmate being able to be returned to society.

91020.23.4 Parole and Release

If the inmate is to be paroled or released, consideration shall be given to the following:

- Violence potential outside a controlled setting in the past considered to have been serious (specify) and at present estimated to increase, decrease, or be comparable. In this context, violence is equated with inflicting physical harm on others or great emotional harm, as by creating fear.
- Conditions of parole such as outpatient clinic (parole or local), halfway house, no alcohol, and other special attention or special supervision needs. Indicate whether evaluator recommends:
 - Mandatory for parole from facility.
 - Necessary after release to parole.
 - Desirable.
- Continuation of medication on parole. Specify name of medication, dosage, frequency, and route of administration.

91020.23.5 Contingency Recommendations

Indicate recommendations to the classification committee if parole is denied. If a parole date is set, give pertinent information for the period in the facility prior to parole (e.g., whether further psychiatric evaluation should be made prior to release). Indicate basis for all recommendations.

91020.24 Progress Reports

After the report is written, new psychiatric developments in the case shall be reported on CDC Form 128-C and sent to the C&PR for inclusion in the report.

91020.25 Psychiatric Evaluations—Life Prisoners

A full psychiatric evaluation on life prisoners shall be prepared for all initial and subsequent parole hearings. An evaluation shall be prepared for any rescission hearing based on psychiatric problems or assaultive/sexual behavior. Inmates shall be retained on psychiatric referral status unless specifically removed by a BPT panel and the reasons specified in the hearing decision.

91020.25.1 Category X

Inmate cases ordered to category X shall be calendared to appear in one year, unless the panel specifically instructs that the inmate be calendared upon completion of the evaluation. Inmates who refuse to cooperate with a requested evaluation shall also be retained on psychiatric referral status and calendared on the one-year schedule.

91020.25.2 Distribution

Psychiatric evaluation reports shall be completed and copies distributed to the inmate, their attorney, and the DA at least 15 days before the hearing.

91020.26 Gender Dysphoria Treatment

Genetically, male inmates who may have problems of gender dysphoria (an emotional state characterized by anxiety, depression, etc.) may be referred for evaluation and possible treatment to the gender identification unit at CMF. Genetically, female inmates with analogous problems shall be referred to the CMO at CIW.

- Recommendations for treatment or nontreatment shall be determined by a gender committee at CMF. The physician in charge of the gender identify unit shall serve as chairperson and shall be determined by the CMO at CIW.
- Medical staff shall assess prior use of sex hormones.
- Referral for psychological evaluation shall be required only on inmates where the physician has questions regarding the inmate's mental status or the appropriateness of further hormone treatment from the standpoint of psychological factors.
- If discontinuation of hormones is considered, medical staff shall assess the risk for negative consequences of such discontinuation. The length of prison sentence may be an important consideration. For a male inmate who is going to spend many years incarcerated, it may be realistic to consider the medical consequences of discontinuance. Male inmates transferred from CMF to other facilities shall not be continued on their hormone medication.

Implementation of surgical castration, vaginoplasty, or other such procedures shall be deferred beyond the period of incarceration. Surgical procedure shall not be the responsibility of the Department.

91020.27 PC 1170(d) Evaluations

When a request for a PC 1170(d) is received, staff shall prepare a diagnostic study and recommendation. This report, together with the current psychological evaluation if indicated, and a transmittal letter shall be reviewed by the program's Associate Warden. If any staff recommendations are in conflict, the method by which this conflict was resolved shall be described in the transmittal letter to the court. Excluding reception centers and emergencies, inmates shall not be transferred until the PC 1170(d) report is completed.

91020.28 PC 273(a)(d) and 1203.03 Evaluations

Reception center staff shall prepare a psychiatric/psychological evaluation for each PC 1203.03 case and each inmate who, after observation or based on the information from the county, appears to have a psychiatric problem that may affect facility placement. Prisoners convicted of PC 273(a) (willful cruelty toward child/endangering life, limb, or health) and/or PC 273(d) (inflicting corporal punishment upon a child resulting in traumatic injury) shall undergo a psychiatric/psychological evaluation to determine whether counseling may be recommended as a condition of parole.

91020.29 Work/Training Incentive Program

An inmate with documented long-term medical/psychiatric work limitations shall be processed in the following manner:

- The inmate shall receive a psychiatric or psychological evaluation to determine the extent of the inmate's disability and to delineate the inmate's capacity to perform work and/or training programs for either a full or partial work day. If the inmate is deemed capable of working only a partial work program, they shall be awarded full-time credit for participation in such a program.
- The psychiatric or psychological evaluation shall be reviewed by the facility's classification committee.

91020.30 Revisions

The Deputy Director, HCSD, or designee is responsible for ensuring that the contents of this section are kept current and accurate.

91020.31 References

PC §§ 273, 1170, 1203.03, 2600, 2684, 2685, 2690, 3002, 3501, 5068, and 5068.5.

CCR (15) (3) §§ 3342 and 3362.

CCR (22) §§ 70577 and 70579.

W&I §§ 5000 et seq., and 7301.

H&SC § 1316.5.

B&PC §§ 2900 - 2912.

Youngberg v. Romero.

The injunction, dated October 31, 1986, in the matter of Keyhea V. Rushen, 178 Cal. App. 3d 526.

The Consent Decree filed March 25 in the case of Whitaker V. Rushen, U.S.D.C., ND No. C-81-3284.

DOM §§ 32010, 51030, 55050, 62030, 62050, and 62080.

ARTICLE 3 –DENTAL SERVICES

Revised March 11, 1993

91030.1 Policy

The Department dental care policy is to provide only the most essential treatment for the greatest number of inmates.

Basic minimum services shall be accomplished first. Elaborate or extensive care for one patient that cannot be provided for all shall not be undertaken. Availability of funds, facilities, and staff shall govern the level of treatment provided.

Dental services provided shall be diagnostic, preventive, and corrective procedures legally performed by lawfully qualified dental health professionals.

91030.2 Purpose

To provide care necessary to diagnose, prevent, control, and correct dental conditions that are detrimental to the health or the dental well being of the inmate.

91030.3 Policies

The chief dentist (CD) shall develop and maintain written policies and procedures for the dental service in consultation with other health professionals and administration.

In hospitals:

- Policies shall be approved by the governing body.
- Procedures shall be approved by the medical staff and administration.

Written statements defining responsibility and accountability of the dental service to the medical staff and administration shall:

- Be available at all health facilities.
- Include an organization chart.

Written procedures shall be developed assuring inmate access to dental health services covering inmates housed in disciplinary and special housing units as well as general population.

91030.4 Dental Services Provided On-Site

Each designated dental site shall be provided with sufficient space, staff, equipment, and supplies to provide the following services:

- Examinations and X-rays.
- Oral hygiene and prevention instructions.
- Fillings: silver alloys and composites.
- Temporary crowns: acrylic and stainless steel.
- Oral surgery.
- Limited periodontal treatment.
- Prosthodontics: removable full and partial dentures.

91030.4.1 Dental Services Available Off-Site

For essential services that are not provided on-site, each dental service site shall make contractual arrangements for services to be provided off-site.

91030.5 Personnel

Each dental service site shall have professional and auxiliary staff to meet the needs of the facility. This staff shall be composed of:

- Full-time facility employees.
- Part-time facility employees.
- Contract employees.
- Volunteers.

Policies and procedures of the Department for the utilization of these personnel classes shall prevail.

91030.5.1 Staff Responsibilities

All dental services shall be under the professional supervision of a dentist licensed to practice in the State of California who is responsible for dental services to the Deputy Director, HCSD.

Wardens

Wardens have supervisory responsibility of CDs with regard to custody, security, and administration of facility rules. Wardens shall be consulted on major changes in dental services programs.

Chief Dentist

The dental service shall be under the immediate supervision of a designated dentist referred to as the CD who shall be licensed by the State of California and who is fully qualified. Responsibilities shall include:

- The organization and administration of the dental service.
- The supervision of staff assigned to the dental service.
- The mechanism for providing dental care.
- The coordination of dental services with medical, psychiatric, nursing, and custodial services.
- The recruitment and training of staff members.
- Clarifying policies in all aspects of dental care.
- Duty statements for each position utilized. The duty statement shall include:
 - Job title.
 - Full or part-time position.
 - Temporary or permanent position.
 - Duties to be performed and percentage of total time spent in each.
 - Hours of work.
 - Position's immediate supervisor.
- Developing and implementing a process whereby the facilities, the process of care, and the outcome of care are evaluated to ensure that the dental service performed meets acceptable standards.
- A process whereby the programs for delivering dental care are evaluated to assure the appropriate allocation of dental resources.
- Keeping copies of current licenses for all free dental staff.
- Filing copies of current drug enforcement administration certificates for dentists with the pharmacy.
- Establishing dental sick call to accommodate the IW/TIP.

Dentist

Dentists employed by the Department shall be licensed and fully qualified to practice dentistry in California. They shall adhere to the Code of Ethics published by the American Dental Association.

Dentists shall:

- Provide dental care in a facility setting.
- Be in charge of facility dental services.

Auxiliary Personnel

The duties of dental auxiliary personnel shall be limited to such tasks as can be performed legally.

Inmate Personnel

Inmates shall not be used for:

- Direct patient care services.
- Scheduling of appointments.
- Determining access of other inmates to health care services.
- Handling or having access to:
 - Surgical instruments.
 - Syringes.
 - Needles.
 - Medications.
 - Health records.
- Duties requiring the operation of equipment for which they are not trained and/or not certified.

91030.5.2 Liability and Malpractice

Employees of the Department may choose to be represented by the AG's Office if involved in litigation relating to their employment. In general, the State shall be liable for damages caused by persons while acting as agents of the State. The State is not responsible for punitive damages.

91030.6 Clinical Privileges

In facilities that have organized medical staffs, dental members shall participate in the development of the scope and extent of clinical privileges granted to dentists. Privileges shall be granted on the basis of:

- Training.
- Experience.
- Demonstrated competence.
- Judgment.

91030.6.1 Denial of Clinical Privileges

Specific clinical privileges shall not be denied to individuals possessing professional qualifications without following due process procedures.

91030.7 Operating Room Responsibility

Surgical procedures performed by dentists in the medical operating room shall be under the overall responsibility of the chief of surgery or other responsible person or committee in the same manner as pertains to all other medical staff members having surgical privileges.

91030.8 Examination

A dental examination shall consist of:

- Visual and manual inspection of the oral cavity utilizing:
 - Adequate light.
 - Mouth mirror.
 - Explorer.
 - Periodontal probe.
- Checking both hard and soft tissue.
- X-rays and other diagnostic aids as indicated.

Outpatient Dental Record

Information shall be recorded on the CDC Form 237-B, Health Record--Dental, and filed in the outpatient dental record (OPD) folder. The OPD is part of the medical record and contains:

- Health histories.
- Consent/refusal forms.
- Consultation requests.
- X-rays.

91030.9 Reception Centers

Dental care provided by reception centers shall be limited to dental screening and completion of CDC Form 237-A, Record of Original Dental Examination and Formulation and Progress of Dental Program, and such treatment as necessary to meet basic needs. This may include, but is not limited to, the treatment of:

- Injuries.
- Acute infection.
- Severe pain.
- Spontaneous bleeding.
- Repairs of dental prosthetic appliances.

91030.9.1 Health Appraisal

Within 14 days after arrival at the assigned facility of each newly committed inmate, a dentist shall:

- Complete a review of dental records.
- Develop a treatment plan.

91030.9.2 Facilities

The facility to which the inmate is transferred when he leaves the reception center shall:

- Provide treatment according to departmental policy.
- Afford treatment within the limits of available staff and facilities.

91030.9.3 Screening

Upon arrival at a facility, all inmates shall be evaluated by a qualified health professional for oral conditions needing immediate attention. The information shall be recorded on a CDC Form 237-B.

91030.9.4 Sick Call

Time shall be set aside for treatment as follows:

- Urgent/emergency care.
 - For inmates in considerable pain or acutely ill needing immediate dental services.
 - Available 24 hours a day, 7 days a week.

- Occurrences outside usual clinic hours are managed by medical services who shall contact the on-call dental officer.
- Immediate care.
 - For conditions prohibiting inmates from carrying out daily assignment requiring treatment by a dentist at the earliest time available during clinic hours (within 24 to 48 hours).
- Routine care.
 - For conditions not requiring immediate treatment by a dentist.
 - Requires inmates to be listed and called for treatment in chronological order at a time not interfering with the IW/TIP.
 - Receiving routine treatment, inmates shall keep their mouth and teeth clean and demonstrate the ability and willingness to maintain clean oral conditions.

Routine treatment shall not be provided during sick call.

91030.10 Classification

At the time of screening or examination, the inmate shall be classified according to the severity of their dental problems as follows:

- Class 1—requires no dental treatment.
- Class 2—requires routine but not early treatment of conditions such as:
 - Moderate calculus.
 - Minor dental defects.
 - Periodontal disease--incipient.
- Class 3—requires early treatment of conditions such as:
 - Calculus—heavy deposits causing irritation.
 - Caries—extensive or advanced.
 - Periodontal disease.
 - Chronic infections.
- Class 4—requires immediate or urgent care for conditions such as:
 - Acute infection.
 - Severe pain.
 - Spontaneous bleeding.
 - Trauma.
- Class 5—requires dental prosthetic appliances.

Class 5 does not mean that a prosthesis shall be completed before Class 3 or 4 treatment. The successful placement of a removable partial denture is generally dependent upon completion of Class 3 or 4 treatment and in the case of abutment teeth, Class 2 treatment as well.

91030.10.1 Combination Classification

When the treatment plan requires both prosthetics and other treatment, a combination classification is used; 1-5, 2-5, 3-5 or 4-5 as is appropriate.

91030.11 Examination and Treatment Planning

Each facility shall initiate only the treatment plan that can be completed. Treatment requiring extended office calls shall be carefully evaluated to ensure completion prior to transfer of inmate. Dentists shall not be expected to provide treatment that they believe is not in the best interest of the patient.

91030.11.1 Health History

A health history shall be:

- Completed and available for each inmate prior to treatment.
- Signed by the inmate and witnessed by a dental staff member.
- Placed in the OPD.
- Reviewed prior to treatment.
- Updated at each recall visit.

91030.12 Informed Consent

A CDC Form 7203, Consent for Medical, Dental or Surgical Services--Inmate/Guardian, is the agreement by an inmate to have a procedure performed after being told in detail of possible risks. The CDC Form 7203 shall:

- Be obtained in writing prior to treatment.
- Become part of the OPD.

91030.12.1 Inmate Refusal of Dental Treatment

When a treatment plan is proposed, any advantages and/or disadvantages shall be explained to the inmate. The inmate may accept or decline any or all portions of the recommended treatment plan. The decision to accept or decline is reversible at any time and must not prejudice future treatment. Refusals shall be noted on a CDC Form 237-B and CDC Form 7225, Refusal

of Examination and/or Treatment, and documented on the CDC Form 128-C, Medical/Psychiatric/Dental Chrono, for inclusion in the C-File.

91030.13 Use of Restraints During Dental Treatment

Inmates who must be in restraints when escorted in for treatment shall be in body restraints to facilitate sitting in the dental chair. Restraints shall remain in place during dental treatment. Exceptions to this policy may be made with the concurrence of the CD and the escort officer/program lieutenant.

91030.14 Oral Hygiene and Preventive Dentistry

Plaque removal by personal oral hygiene measures is considered to be basic in the prevention and control of oral diseases. Instruction in personal oral hygiene and prevention shall be a part of the treatment plan for each inmate.

Until adequate personal oral hygiene measures are practiced, an inmate shall receive only that care necessary to relieve pain and/or treat infection. Routine treatment of oral conditions shall not be undertaken.

91030.15 Restorative Materials

Restorative materials of choice shall be:

- Silver alloy.
- Composites.
- Stainless steel crowns.
- Plastic/Polycarbonate crowns.

Treatment filling materials are used for immediate or urgent treatment or where it is advisable because of the questionable prognosis of a tooth.

Gold

Gold is not used by facilities for restorations except:

- Where a facility has an agreement with a school of dentistry, whereby the facility is an extension of the school, gold may be used in restorations when placed by students supervised by faculty and at no expense to the facility.
- Where a fixed or removable gold bridge has failed and the CD determines no other treatment is acceptable or remaking the bridge is easier or more economical, he/she may authorize the use of gold.

91030.15.1 Removal of Gold

Upon removal of gold from an inmate's mouth, the inmate shall sign a CDC Form 238, Receipt for Dental Gold Removed From Inmate's Mouth, indicating a preference of three alternatives:

- To be deposited with inmate's valuables.
- To be sent to the inmate's nearest relative.
- To be donated to the State (for sale or surplus with proceeds to be placed in IWF at the discretion of the Warden).

91030.15.2 Repairs With Gold

When it is necessary to use precious metal to repair, remake, or alter any crown, bridge, or other prosthetic appliance:

- A CDC Form 240, Inmate Authorization To Pay For Prosthesis, shall be completed.
- All such services shall be paid for by the inmate from personal funds.
- Special services shall not be approved when materials on hand can be used as a reasonable substitute for the precious metal.

91030.15.3 Endodontics

Root canal fillings may be performed when deemed advisable by the dentist. This treatment should not be undertaken if:

- The tooth involved requires extensive restoration.
- Other missing teeth in the same arch are to be replaced with a removable prosthesis.
- Other teeth in the same arch are of questionable prognosis.
- The tooth concerned is not essential to maintain the integrity of the arch.

91030.16 Periodontal Treatment

Daily plaque removal is the key to prevention of both caries and periodontal disease, and instructions in oral hygiene and prevention should receive early continuing attention.

91030.16.1 Scaling

The presence of calculus increases the difficulty of plaque removal and should be removed early in the course of treatment.

91030.16.2 Prophylaxis

Polishing of teeth other than as a part of the scaling procedures is not done. Plaque removal:

- Is readily accomplished with the brush and other aids.
- By a health professional is no more effective or lasting than that accomplished by careful brushing.

91030.17 Periodontal Surgery

Periodontal surgery may be performed:

- When the prognosis is favorable.
- When the consent of the inmate has been obtained.

A CDC Form 7204, Consent for Surgical Operation, shall be completed in all cases where general anesthesia is to be used, and may also be used in all other cases where a consent form is deemed necessary.

91030.18 Fixed Dental Prostheses

Dentists shall not attempt to provide cast or laboratory processed crowns or fixed prosthetics except in those very rare instances where no other treatment is suitable.

91030.18.1 Removable Dental Prostheses

Limited dental prosthetic services shall be provided when facilities are available and approved by the CD or delegated subordinate.

Limited prosthetics shall consist of:

- Providing economical appliances necessary for improved mastication.
- Replacing missing anterior teeth.

Acrylic, removable partial dental prosthesis is the appliance of choice when the remaining teeth are sound and:

- Anterior teeth are to be replaced.
- The patient does not have at least eight functioning posterior teeth.

Appliances with cast metal framework may be used in those cases where the acrylic appliance will not suffice.

A complete denture shall be the appliance of choice when the prognosis for a partial denture is dubious.

91030.18.2 Refusal of Complete Dentures

If an inmate refuses the recommendation that a complete denture be provided, the inmate shall thereafter be treated as a treatment refused case as described in the DOM 91030.12.1.

91030.18.3 Prosthetic Listings

The CD shall maintain a list of inmates needing prosthetic appliances. Priorities are dependent upon factors such as:

- Numbers and distribution of missing teeth.
- Inability to chew with remaining teeth.
- Potential changes in tooth position.
- Laboratory workload.
- Facility transfers, releases, etc.

This is a judgment decision by the CD and is final.

91030.18.4 Denture Identification

All dentures provided to inmates shall be imprinted with the inmate's name and identification number.

91030.18.5 Replacement Dentures

New dentures shall not be provided for a denture that can be made serviceable by repair or modification unless in the judgment of the CD the fabrication of a new denture would be more appropriate.

91030.18.6 Loss, Destruction, or Mutilation of Dentures

Prescribed appliances shall be provided at State expense if an inmate is totally without funds. If an inmate has funds in their trust account, the inmate shall be charged for an appliance purchased by an inmate at the inmate's own expense through a vendor of the inmate's choice subject to approval of the CMO or CD.

91030.19 Oral Surgery

Oral surgery may be provided to correct a substantial functional defect or if an existing pathological process will threaten the well being of an inmate over a period of time. Cosmetic or elective surgery shall not be undertaken unless there are important underlying considerations or serious psychological impact. The extraction of asymptomatic teeth may be considered to be an elective procedure.

91030.19.1 Hospitalization

When it becomes necessary to hospitalize a dental patient, a physician of the medical staff shall be responsible for the care of any medical problems arising during the period of hospitalization.

91030.20 Medical Consultation

Consultation with the appropriate service or person shall be requested in the following cases:

- When the patient appears to be a poor health risk for the proposed procedure.
- When the diagnosis is obscure.
- When there is a question as to the patient's ability to give informed consent.
- When the patient has severe facial fractures or infection.
- For all critically ill inmates who require major oral surgery.

A CDCR Form 7243, Consultant's Record, shall be completed when requesting consultation between medical and dental staff.

91030.21 Referrals

When the inmate requires essential dental services that are not available at the confining facility, referrals shall be made by the CD or CMO.

91030.22 Medications Prescribed

The facility pharmacy shall be responsible for stocking and dispensing medicaments normally prescribed by dental services. It shall be the responsibility of the CD to keep the pharmacy informed of the items needed.

91030.23 Dental Diets

The CD shall act as a consultant to ensure nutritious diets are available to inmates unable to chew because of surgery, trauma, or infection. The absence of dentures in an otherwise healthy individual shall not warrant a special non-chewing diet.

91030.24 Use of Health Records

The inmate's health records shall be available for all dental treatment. The dental treatment rendered and orders are to be entered in the health record in addition to being entered on the CDC Form 237-B. This entry shall include the date, diagnosis, the procedure, anesthetic used, and the medication ordered.

91030.25 Radiation Safety

Radiation protection for staff and patients shall be strictly enforced. Protective devices and procedures shall be used to ensure minimum exposure to patients and staff.

91030.26 Infection Control and Hazardous Material

Each health care unit shall have a written supplement on:

- Infection control.
 - Identifying, controlling, and disposal of infectious materials.
- Hazardous materials.
 - Identification, control, and disposal.

91030.27 Disaster and Evacuation Plans

Each health care unit shall develop a plan that includes:

- Location and type of fire extinguisher available.
- Routes for evacuation.
- Drills as prescribed by facility regulations.

91030.28 Dental Laboratory Services

Each facility shall have dental prosthetic laboratory services available as either:

- Part of the local facility dental services.
- A central dental laboratory serving a number of facilities.
- A contracted private laboratory.

When a laboratory is operated as a part of the facility dental services, it shall be under the supervision of the CD.

When any departmental dental laboratory is operating in the capacity of a central dental laboratory, it shall be the responsibility of the laboratory supervisor to ensure that all cases are prioritized in reference to completion.

Each case being fabricated in a dental laboratory shall be accompanied by a CDC Form 239, Prosthetic Prescription, describing the work to be performed and signed by the requesting dentist.

91030.29 Notification of Next of Kin

When an inmate is to be hospitalized for serious illness or surgical treatment, consent for notification of next of kin shall be obtained prior to admission when possible. The next of kin or other identified individuals to be notified in emergencies shall be included in the facility admission forms.

91030.30 Staff Development

Forty hours of facility training/orientation shall be provided each new employee under the direction of the facility training officer. Further orientation of new employees in the hospital/dental area shall be the responsibility of the CD. Attendance at IST meetings applicable to the dental staff shall be required to meet individual facility requirements.

91030.30.1 Continuing Education

Time and reimbursement for professionally related training leave shall be granted as provided in the current collective bargaining agreements. Courses requested shall:

- Be submitted for each person planning to attend each course using a CDC Form 7260, Specialized Training For Continuing Medical Education.
- Be selected to strengthen the weaknesses of the staff as well as individuals.
- Be relevant to the services being provided.

91030.31 Cardiopulmonary Resuscitation

All members of the dental staff shall maintain a current cardiopulmonary resuscitation certificate.

91030.32 Staff Meeting

Meetings of the dental staff shall be held monthly for the purpose of reviewing the care and treatment of inmates and to perform administrative functions. Minutes of these meetings shall be maintained and include:

- Attendance.
- Recommendations.
- Conclusions.
- Actions taken.

91030.32.1 Chief Dentist Meeting

The Deputy Director, HCSD, shall be responsible for calling an annual meeting of the CDs to be held in Sacramento or another suitable location. The purpose of the meeting shall be to discuss and resolve problems common to departmental dental services.

91030.33 Inmate Appeals and Grievances

Every inmate under the jurisdiction of the Department has the right to appeal decisions, conditions, or policies affecting their welfare. There shall be no form of reprisal against an inmate/parolee for filing an appeal nor shall such action prejudice future treatment.

91030.34 Daily Treatment Log

A CDC Form 7282, Daily Dental Treatment Log, for each dentist shall be maintained showing:

- All dental treatment rendered.
- Time spent in IST and administrative functions.
- Downtime.
- Time of appointment.
- The patient's name.
- CDC number.

91030.34.1 Dental Statistics Quarterly Summary Report

A report of dental activities for each dental service provided shall be compiled at the end of each quarter on a CDC Form 7283, Dental Statistics--Quarterly Summary, and forwarded to the Deputy Director, HCSD. This report shall be compiled from the daily logs kept for each dentist.

91030.35 Referral Log

A CDC Form 7284, Dental Referral Log, shall be kept listing those inmates referred to consultants and other facilities for dental treatment. This log shall contain the following information:

- Name and number of inmate.
- Date of referral.
- Complaint.
- Referred by.
- Date seen or treated.
- Diagnosis.

91030.36 Budget and Inventory

All personnel, equipment, capital outlay, and supplies required to operate the dental service require budgeting through the facility business services manager. It is the duty of the CD to make adequate justification for these

items to ensure that the services provided meet the needs of the inmate population.

The dental staff shall exercise care to prevent loss or misuse of supplies and/or equipment under its control.

The CD shall maintain an inventory of all supplies and equipment. Dental supplies are normally ordered quarterly. Special purchases for small amounts may also be made between quarterly orders. In each case a CDC Form 954, Procurement Worksheet/Local Request, is submitted through the division head.

91030.37 Clinic Area

There shall be adequate space provided for dental services to carry out procedures in accordance with accepted standards of practice. The area provided shall:

- Be in compliance with applicable fire, safety, sanitation, and H&SC.
- Not pose a threat to the safety of patients or staff.

91030.37.1 Equipment and Supplies

All equipment, instruments, and supplies shall be of the quality required by generally accepted standards of dental practice.

Sterilizing Equipment

There shall be equipment and supplies available for the sterilization and storage of dental instruments and supplies.

Radiographic Equipment

There shall be equipment for dental radiography. Such equipment and procedures shall be in accordance with the safety guidelines published by the National Council on Radiation Protection and Measurements.

91030.37.2 Emergency Drugs and Equipment

Standard emergency drugs and equipment shall be available in the dental treatment area. These shall be reviewed and documented on a regular basis to assure that drugs have not lost their potency and that equipment is in working order.

91030.38 Dental Library Service

Each dental service shall have available a selection of:

- Dental texts.
- Periodicals.
- Materials in general dentistry and specialty areas.
- An index to dental literature.

91030.39 Revisions

The Deputy Director, HCSD, or designee shall be responsible for ensuring that the contents of this section are kept current and accurate.

91030.40 References

CCR (22) (5).

American Dental Association Code of Ethics.

National Council on Radiation Protection and Measurements Guidelines.

ARTICLE 4— NURSING SERVICES PROGRAM

Effective June 16, 1995

91040.1 Policy

Each facility shall plan for and provide quality nursing care that is commensurate with that provided in community health facilities.

Each facility shall establish an organized nursing services department to ensure the provision of quality nursing care.

91040.2 Purpose

The nursing services department shall be an organized system for the provision of individualized patient care based upon established standards of care utilizing the nursing process, i.e., assessment, planning, intervention, and evaluation.

Each facility shall establish written standards of care, that are consistent with the Department's Office of Health Care Services objectives and community care standards. These standards of care shall be utilized in planning, providing, and evaluating nursing care.

91040.3 Responsibility for Health Care Services

The CMO or other physician director shall be responsible for all health care services at each facility.

91040.4 Responsibility of the Director of Nursing Services

The nursing services department shall be directed by a qualified RN with training and experience in nursing administration and supervision.

- All Department general acute care hospitals shall be under the direction of a Supervising Nurse II/III. The Supervising Nurse II/III shall not serve as charge nurse.
- All Department infirmaries may be directed by either a Supervising Nurse II or an SRN as determined by patient care needs.

The nurse services director shall have authority and responsibility for all nursing services in the facility. The responsibility and accountability of the nursing services to the medical staff and administration shall be defined.

91040.5 Nursing Services Licensure and Certification

Each facility shall establish a method for verifying the current licensure of each RN, LVN, and MTA. Only those with current licensure shall be assigned patient care duties in hospitals or infirmaries.

Nurses working in expanded roles, i.e., nurse practitioners and nurse anesthetists, shall maintain current, appropriate certification.

91040.6 Nursing Services Organization

Nursing services shall be organized and staffed to ensure the supervision and coordination of nursing care by an RN.

All provisions of nursing care shall be under the supervision of an RN.

A sufficient number of RNs and MTAs shall be on duty at all times to provide nursing care according to patient needs.

91040.7 Nursing Services Organizational Plan

An organizational chart shall be developed defining lines of authority and accountability for each level and service of nursing staff.

91040.8 Nursing Services Procedures

Each facility shall develop and maintain written policies and procedures for the safe and effective provision of quality nursing care.

Nursing policies and procedures shall be developed in coordination with all departments and established for every patient service area.

Policies shall be approved by the governing body. Procedures shall be approved by the medical staff and administration.

Each nursing service employee shall be trained in the policies and procedures during orientation and whenever new policies or procedures are established.

Nursing policies and procedures shall be reviewed annually and revised as required to reflect current standards of nursing practice.

91040.8.1 Nursing Services Procedural Guidelines

Each nursing policy and procedure shall:

- Be established in writing.
- Identify the classification of staff approved to perform the procedure.
- Include a list of required equipment/supplies.
- Indicate any precautions or required special observations.
- Provide an easily understood, detailed, step-by-step procedure.
- State medical record and other documentation requirements.
- Include the dates of approval and revision.

91040.9 Nursing Scope of Practice

Each RN shall perform their duties according to the scope of practice as stated in the B&PC 2725, "Practice of Nursing Defined."

Specifically selected and trained RNs may perform beyond the normal scope of practice only by utilizing standardized procedures as defined in B&PC 2725(d)(2). Each standardized procedure shall be developed and supervised by a committee on interdisciplinary practice. Each standardized procedure shall be developed according to the California Board of Registered Nurses, "Standardized Procedure Guidelines."

Each MTA shall perform their duties according to the "Scope of Regulation," B&PC Article 2, 2959.

MTAs may perform patient care activities only under the direction of a physician or an RN.

91040.10 Nursing Services Staff Development Program

Each facility shall plan and conduct an ongoing nursing staff development program to ensure appropriate training of all nursing staff.

91040.10.1 Components of a Nursing Services Staff Development Program

Each staff development program shall include the following:

- Written attainable educational goals and objectives.
- An annual training plan.
- An orientation program for all newly hired nursing staff which includes orientation to all applicable institutional policies and procedures, to the medical services areas, and to the specific job assignment.

- Continuing IST based upon identified educational needs.
- An annual or more frequent review for all nursing staff of cardio-pulmonary resuscitation and infection control procedures.
- Specific area training for nursing staff required to work in specialized patient care areas, i.e., surgery, emergency, psychiatry, and hemodialysis.
- Training of nursing staff who are required to perform procedures which require additional training, i.e., intravenous fluid administration, cardiac monitoring, standardized procedures.
- An annual evaluation of the nursing education program for compliance with the standards of care and educational goals and objectives.

91040.10.2 Nursing Services Continuing Education Courses

Nursing staff shall participate in outside educational programs when required training cannot otherwise be obtained. Records of such training should be retained by the nursing services director or nurse instructor.

Facilities that employ a qualified nurse instructor may obtain approval from the Board of Registered Nurses and Board of Vocational Nurse and Psychiatric Technician Examiners to provide continuing education credit for nursing staff training.

91040.10.3 Nursing Services Training Documentation

Records of all orientation and IST shall be maintained which include:

- Date and time of presentation.
- Name and title of presenter.
- Course title and objective.
- Summary of course content.
- Signatures of staff attending.

91040.11 Nursing Services Reference Materials

Each facility shall maintain current reference materials including textbooks, journals, and periodicals to complement the training and staff education program.

91040.12 Psychiatric Nursing Services

Psychiatric nursing policy and procedures shall be established at all facilities providing inpatient and/or outpatient care for mentally disordered inmates.

91040.12.1 Psychiatric Nursing Services Requirements

An RN with training and experience in psychiatric nursing shall be immediately available whenever a patient is admitted to an inpatient unit for psychiatric care.

Nursing staff shall participate in psychiatric treatment planning.

Psychiatric nursing service policies and procedures shall be developed in consultation with other appropriate health professionals and administration.

91040.13 Nursing Services Job Descriptions

A written job description shall be established for each nursing position specifying performance standards, delineating functions, responsibilities, and specific qualifications.

91040.14 Nursing Services Staffing Requirements

Sufficient registered nursing personnel shall be provided to assure the direction and provision of nursing care at all times.

Each hospital nursing unit shall have an RN immediately available at all times.

An RN with training and experience in operating room techniques shall be responsible for operating room service.

An RN with training and experience in post-anesthesia nursing care shall be responsible for the nursing care in the hospital post-anesthesia unit.

An RN with training and experience in emergency room procedures shall be immediately available at all times to provide emergency nursing care in facilities providing emergency care.

MTAs may be utilized as needed to supplement RNs in ratios appropriate to patient needs.

Each infirmary shall have at least one RN immediately available 24 hours a day, seven days a week.

91040.15 Nursing Services Staffing Based on Patient Classification System

Each general acute care hospital shall establish and implement a patient classification system to ensure adequate and appropriate staffing based on patient needs.

The patient classification system shall include the following patient assessments:

- The patient's ability to care for themselves.
- The patient's degree of illness.
- The patient's requirements for special nursing activities.
- The skill level required by staff for their care.
- The patient's placement in the nursing unit.

The methodology used in making determinations shall be established and maintained in writing.

Written staffing records shall include the total number of nursing staff, the available nursing care hours for each nursing unit, and the categories of nursing staff available for patient care and shall be retained for a minimum of six months.

Each facility shall maintain a record for every nursing staff employed from an outside agency that includes the following:

- Documentation of orientation to facility policies and procedures and duties as assigned.
- Verification of current licensure with documentation of license number and expiration date.
- Records of dates and hours worked.

91040.16 Assignment of Nursing Services Patient Care: Inpatient Units

Each patient's nursing care shall be planned, supervised, and evaluated by an RN.

An RN shall assess the care needs of each patient admitted to a hospital or infirmary prior to assigning nursing staff.

Nursing staff shall only be assigned to duties that are commensurate with their training, experience, and skill.

91040.17 Assignment of Nursing Services Patient Care: Outpatient Services

An RN shall be responsible for the nursing care provided in the outpatient setting.

91040.18 Nursing Services Process: Patient Care Plan

Nursing process is a title used to describe a system of providing patient care that includes assessment, planning, implementation, and evaluation.

Patient care planning is the utilization of the nursing process for the provision of individual patient care.

A written patient care plan shall be initiated upon admission and developed within seven days in coordination with the total health team for each hospital and infirmary patient. The patient care plan shall be the basis for the provision of nursing care.

91040.19 Nursing Services Patient Assessment

Each patient upon admission to an inpatient unit shall be assessed by an RN for the identification of patient care needs.

The patient assessment shall include:

- Medical history.
- Physical condition.
- Social status.
- Emotional status.
- Knowledge deficit.

The nursing patient assessment shall be completed in writing, shall be included in the patient's medical record, and shall be used to identify patient care needs.

A continuing assessment of patient care needs shall be maintained throughout the patient's admission.

91040.19.1 Nursing Services Psychiatric Patient Assessment

An RN with training and experience in psychiatric nursing shall assess the mental health status, using behavioral terminology where appropriate, of all patients admitted to an inpatient psychiatric unit.

91040.19.2 Nursing Services Patient Assessment Guidelines

- The following guidelines should be utilized in performing the initial patient assessment.
- Conduct a patient interview in an area affording privacy and freedom from interruption if possible.
- Inform the patient that the requested information shall be used in planning their care.
- Inquire as to the patient's medical history and reason for admission to the unit. Assess their knowledge of their medical condition.

- Inquire as to the patient's emotional/spiritual condition. Are they angry, anxious, afraid?
- Be alert to the patient's non-verbal responses, mood changes, or hesitancy in answering. These may indicate social, emotional, or educational needs.
- Observe the patient's physical condition including vital signs, weight, height, nutritional state, skin condition, physical limitation, vision, hearing, injuries, wounds, infections, and other. Utilize a body systems approach. Document in detail in the patient's medical record all observations and findings.
- Document on the patient care plan all patient care needs identified by the patient assessment.

91040.20 Nursing Services Diagnosis

A nursing diagnosis is a clinical diagnosis made by an RN to describe actual or potential health problems which nurses, by virtue of their education and experience, are capable of and licensed to treat.

Nursing service departments may use nursing diagnoses or may describe patient needs in other terms.

91040.21 Nursing Services Patient Care Planning

A plan of care shall be developed in writing for every identified patient need.

The plan of care shall include realistic, attainable goals for each identified patient need.

The plan of care shall include specific patient care activities designed to attain the goals.

Each patient care plan shall include the anticipated date for goal attainment and the staff member responsible for each element of patient care.

91040.22 Nursing Services Patient Care Plan Implementation

All nursing staff shall review the patient care plans of their assigned patient daily to ensure the provision of patient care as planned.

Nursing staff shall provide all patient care consistent with the patient care plan.

Medical record nursing notations shall reflect the implementation of the care plan.

91040.23 Nursing Services Patient Care Plan Evaluation

All patient care plans shall be maintained current.

A review and updating of the plan is required when any of the following occur:

- A change in patient condition.
- A change in the physician's plan of care.
- A failure of the current plan to accomplish the identified goals.
- A failure of the patient to accept or respond to the plan.
- The identification of any additional patient care needs.

The date anticipated for goal attainment has been reached.

91040.24 Nursing Services General Documentation Guidelines

All medical record documentation shall be consistent with the following guidelines:

- All entries shall be timed, dated and signed, including title, by the person making the entry.
- All entries shall be in chronological order except as a documented "late entry." All late entries shall include the date and time when written as well as date and time for which entry is made.
- All entries shall be typed or written in black ink.
- Error correction procedures shall include the use of a single line drawn through the entry and the initials or signature, if not otherwise present, of the individual making the correction.
- The entry made in error shall not be obliterated. "White-out" correction fluid shall not be used.
- All medical record forms shall include the patient's full name and CDC number.
- All entries shall be legible.
- Cellophane or other tape shall not be used to adhere any medical record form onto a medical record. Only permanent bond glue may be used for this purpose.
- The use of abbreviations shall be restricted to those included on an approved abbreviation list.

91040.25 Nursing Services Inpatient Documentation Guidelines

Nursing staff provide a significant portion of the clinical information contained in inpatient medical records. Consistent, accurate nursing documentation is essential for quality and continuity of patient care. All nursing staff shall adhere to the following documentation guidelines when making entries in inpatient records:

- Nursing notes shall be specific, pertinent, concise, and reflect the implementation of the patient care plan.
- Nursing notes shall include the following documentation:
 - All changes in patient signs, symptoms, or condition.
 - All physician communications and notifications.
 - Patient-expressed complaints or concerns.
 - Laboratory specimen collections.
 - Radiology procedures performed.
 - Diagnostic or other procedures performed.
 - Patient visitor.
 - Patient education or counseling.
 - All patient-involved unusual occurrences.
- The inability to follow a physician's order with documentation of the reason and physician notification.
- Specific observations of the patient's behavior, activity, conversation, progress, or regression.
- Daily observations of tubes, catheters, wounds, drains, and dressings including changes.
- The initiation of intravenous fluid administration including site and type of needle/catheter.
- Postoperative observations including urinary output, breath sounds, and other as appropriate.
- Any treatment administration or procedure not documented on a treatment record.
- All documentation of medication and treatment administrations shall be exactly as ordered including time and frequency.
- All documentation of pro-re-nata (PRN - as required) medication administration shall include the reason for the administration and patient response.
- All documentation of medication injections shall include location and rotation of site.
- All documentation of intravenous fluid administration shall include the type of fluid, the quantity, and any additives.
- Vital signs, weights, clintesting, and physician-prescribed observations or care shall be documented as prescribed.
- Nursing staff receiving verbal or telephone physician's orders shall immediately document the order in the medical record including date, time, and name of physician making the order.
- Nursing staff noting physician's orders shall sign, date, and time the orders.
- Upon patient discharge or transfer, nursing staff shall complete a summary of information regarding the patient's inpatient course for those responsible for the patient's continued care. When the patient is being discharged to a general housing unit, the summary may be limited to discharge instructions and the patient shall receive a copy of these instructions. A copy of the summary shall be retained in the patient's medical record.
- Food intake and patient personal hygiene shall be documented as provided.

91040.26 Nursing Services Outpatient Documentation Guidelines

Nursing documentation shall be included in the patient's outpatient medical record upon every patient visit.

The documentation shall be consistent with the inpatient documentation guidelines.

Nursing outpatient medical record documentation shall include:

- Date, time, and location of patient visit.
- Patient complaints.
- Observations of patient's condition.
- Vital signs whenever the patient complains of illness, major injury, or other acute symptoms.

- Notification of the physician if the physician is not present.
- Noting of physician's orders.
- Documentation of all medications, treatments, and procedures administered.
- Documentation of patient discharge instructions.

91040.27 Nursing Services Audit

Each nursing services department shall establish a nursing medical record audit procedure to evaluate the quality of medical record documentation on a regular ongoing basis.

The identified medical record documentation deficiencies shall be incorporated into the nursing staff development program.

91040.28 Nursing Services Staff Committee

A nursing committee or committees shall be established to assist in the planning, development, and evaluation of the nursing service.

The nursing committee shall be composed of RNs and MTAs.

The nursing committee shall meet as often as necessary, but at least every two months, to identify problems in the provision of nursing care and to develop and implement solutions to these problems.

A written, systematic method shall be developed and implemented for evaluating the quality of nursing care.

Minutes shall be recorded at each nursing committee meeting indicating the names of the members present, date, subject matter discussed, and actions taken.

The nursing staff committee may perform the nursing audit procedure.

91040.29 Responsibility of Nursing Services Toward Infection Control

An RN with training and experience in infection control shall be assigned to surveillance and monitoring for infection control.

The RN shall be a member of the hospital or infirmary infection control committee.

91040.30 Revisions

The Deputy Director, HCSO, or designee is responsible for ensuring that the contents of this section are kept current and accurate.

91040.31 References

CCR (22) §§ 70213-70215, 70706(2), 70719(c)(2), and 70721(a)(e).

California Correctional Association Standards, 2-2101, 2-4079, 2-4084, 2-4088, 2-4091, 2-4401, 2-4271, 2-4276, and 2-4283.

B&PC Chapter 6, Article 2, §§ 2732-05 and 9958; Chapter 6, § 2725; and Chapter 6-5, §§ 2859 and 2873.6.

ARTICLE 5 — LABORATORY SERVICES

Effective June 16, 1995

91050.1 Policy

Each Department health care facility shall provide appropriate space, equipment, supplies, and personnel for the performance of clinical laboratory tests for the examinations, care, and treatment of inmates. Provisions shall be made for 24-hour emergency clinical laboratory services.

91050.2 Purpose

Clinical Laboratory Services shall provide operational guidelines for clinical laboratory practices consistent with the Department's administrative directives, ACA Standards, CCR, and B&PC.

91050.3 Responsibility of the Clinical Laboratory Services Staff

The clinical laboratory staff are responsible for:

- Developing policies and procedures to ensure the satisfactory collection, processing, and disposal of laboratory specimens.
- Developing procedures for the provisions of prompt and accurate examinations for each test to be performed.
- Developing procedures to ensure the safety and protection of all personnel.
- Providing consultation to clinicians in the interpretation of diagnostic tests/results.
- Participation in continuing education health care and infection-control programs.
- Maintaining accurate and complete records.
- Developing an effective communication system between the clinical laboratory and infirmary staff.

- Developing a peer review process to ensure that adequate laboratory standards are maintained.
- Demonstrating satisfactory performance in an ongoing proficiency testing program, as required by Laboratory Field Services.

91050.4 Clinical Laboratory Services Operational Requirements

To accomplish its purpose effectively and safely, each clinical laboratory shall have:

- An area large enough to accommodate laboratory equipment and staff movement.
- A preventive maintenance schedule for each piece of equipment.
- Clutter-free testing areas.
- Toilet facilities adjacent to or in the immediate vicinity.
- Sufficient area for storing supplies, filing data, and properly disposing of refuse.
- Twenty-four hour emergency coverage.
- If tests are to be performed on outpatients, outpatient access to the laboratory shall not traverse an inpatient nursing unit.

91050.5 Clinical Laboratory Services Provided On-Site

A list of services provided on-site shall be available to all medical staff. These services are laboratory procedures generally considered routine and may include, but not be limited to, the following:

- Urinalysis.
- Complete blood counts.
- Blood typing.
- Blood cross-matching.
- Chemistry.
- Microbiology.
- Serology.
- Hematology.
- Toxicology.
- Bacteriology.
- Specimen collection/processing/disposal.

91050.6 Clinical Laboratory Services Provided Off-Site

Clinical laboratory services are contracted if they require special equipment and/or specialized personnel unavailable on-site.

91050.6.1 Clinical Laboratory Services Off-Site Criteria

For services that are not provided on-site, each health facility shall make contractual arrangements for services to be provided off-site.

When necessity dictates clinical laboratory services to be provided off site, the contract shall specify:

- The contracted laboratory is licensed to operate in California and conform to the requirements of the B&PC and CCR (17).
- Time frames for regular and emergency pickup service.
- Time limits for the return of clinical laboratory reports for regular and emergency service.
- Access to clinical laboratory director for interpretation of reports.
- Competitive fee schedule.
- All other requirements necessary in the formulation of State contracts.
- DOM 22040, discusses contracts in detail.

91050.7 Clinical Laboratory Services Director

The pathologic and clinical laboratory shall be directed by a physician who is qualified to assume professional, organizational, technical, and administrative responsibility for the unit and the services rendered.

The physician shall be certified or be eligible for certification in clinical pathology and/or pathologic anatomy by the American Board of Pathology. If a full-time or regular part-time employee is unavailable to fill this position, a consultant with comparable qualifications shall be retained on a contractual basis to provide these services as often as required.

91050.7.1 Clinical Laboratory Services Technologist

The clinical laboratory technologists shall be licensed by the State of California. They shall display their valid license in a conspicuous area of the laboratory.

91050.7.2 Performance of Technical Clinical Laboratory Activities by Unlicensed Persons

CCR (17) explains in some detail the limited activities allowed unlicensed persons working in licensed clinical laboratories. Questions have arisen, however, related to some activities not specifically mentioned. The following are some of these activities:

- Unlicensed persons (including phlebotomists) shall not perform:
 - Bleeding times.
 - Urine dipstick tests.
 - Hematocrit tests.
 - Sedimentation rates.
 - Glucose testing by any method.
 - Any other clinical laboratory test.
- Unlicensed persons shall not make any decision related to the reading of standard or control results for any test procedure, automated or not.
- CCR (17) requires that all laboratory results shall be, "critically reviewed and verified for accuracy, reliability, and validity" by a duly licensed person prior to sending out any reports.

91050.7.3 Performance of Clinical Laboratory Medical Tasks by Inmates

Inmates shall not be permitted to perform duties such as:

- Obtaining blood samples.
- Administering blood.
- Introducing or discontinuing intravenous infusions.
- Any other task identified as medical or nursing functions.

91050.8 Authority for Clinical Laboratory Services

Clinical laboratory examinations shall only be conducted pursuant to the order of a person lawfully authorized to give such an order.

91050.9 Procedures for Clinical Laboratory Specimen Collection/Disposition of Data

Each clinical laboratory shall establish procedures to ensure that:

- Specimens are collected, processed, and disposed of in a medically acceptable manner.
- Examinations are performed accurately.
- Results are reported promptly upon completion of test.
- All clinical laboratory reports shall remain an integral part of the patient's health record. See also 91050.9.1.
- Each hospital shall maintain blood storage facilities in conformance with the provisions of CCR (17). Such facilities shall be inspected at appropriately short intervals every day to ensure fulfillment of the statutory requirements.

91050.9.1 Requirements for Retention of Clinical Laboratory Services Records

The following is a summary of the record retention requirements of the Department, Medi-Cal, and Medicare programs:

- All inmate and QC records shall be retained for two years except cytologic reports which shall be kept for ten years. Cytology slides shall be kept for five years.
 - The Medi-Cal program requires all patient and QC records be retained for three years. This includes all written requests for laboratory tests.
 - 42 CFR related to the Medicare program requires all patient and QC records be kept for two years.

91050.9.2 Requirements for Retention of Clinical Laboratory Services Printouts

For automated equipment where results of standards, controls, reaction limits, and patient information are recorded on printouts, these printouts along with all other records shall be retained for 90 days.

If the inmate and QC information on the printouts is transferred to other records, the printouts may be discarded after 90 days; otherwise they would fall under the mandates of DOM 91050.9.1.

91050.10 Information Required on Clinical Laboratory Forms

Only standardized departmental forms shall be used when requesting and recording any medical data. The request for a test shall identify the following information:

- The person making the request.
- The inmate.

- The test required.
- Time the request reached the laboratory.
- Date and time the specimen was obtained.
- Time the laboratory completed the test.
- Any special handling required.
- Name and address of laboratory.

91050.11 Clinical Laboratory Guidelines for AIDS, ARC, HIV, and Hepatitis

Employees having needle stick exposure (the accidental breaking of the skin of staff by an exposed hypodermic syringe) to suspected HIV, AIDS, ARC, and Hepatitis shall be reported to the facility CMO and ongoing records maintained for the staff exposed. The employee shall be treated by his or her own physician as a work-related injury.

All clinical laboratory specimens shall be labeled to allow for special handling. They shall be handled by trained personnel wearing gloves.

91050.12 Clinical Laboratory Services Infection Control Program

A formal infection control program shall be adopted and shall conform to the guidelines in the most recent edition of "Infection Control in the Hospital" published by the American Hospital Association.

91050.12.1 Clinical Laboratory Membership on the Infection Control Committee

A qualified staff member of the clinical laboratory service shall be a member of the hospital's infection control committee.

91050.13 Clinical Laboratory Services QC System

A QC system designed to assess functional efficiency in all facets of clinical laboratory operations, and to ensure reliability and proper handling of the data generated shall be established. QC activities shall be conducted on an ongoing basis.

91050.13.1 Staff Evaluation of Clinical Laboratory Services

In accordance with hospital bylaws, at least annually, a committee of hospital staff shall evaluate services provided and make appropriate recommendations to the medical executive committee and the health facility administration.

91050.14 Revisions

The Deputy Director, HCSD, or designee is responsible for ensuring that the contents of this section are kept current and accurate.

91050.15 References

PC §§ 5054 and 5058.

CCR (15) (3) §§ 3350 and 3354.

CCR (17) §§ 1002 and 1030 through 1057.

CCR (22) §§ 70055(a)(9), 70241, 70243, 70245, 70247, 70251, 70253, 70255, 70257, 70259, 70739, and 70837.

42 CFR.

H&SC § 25100 et seq.

B&PC Rules 1200 through 1322.

ACA Standards 2-4271, 2-4274, 2-4275, 2-4277, 2-4282, 2-4284, and 2-4310.

DOM § 22040.

ARTICLE 6 — RADIOLOGY SERVICES

Effective June 16, 1995

91060.1 Policy

Each Department health care facility shall provide appropriate space, equipment, supplies, and personnel for the performance of radiological services for the examinations, care, and treatment of inmates. Provisions shall be made for 24-hour emergency radiology services.

91060.2 Purpose

Radiological Services shall provide operational guidelines for radiological services consistent with the Department's administrative directives, ACA, and California Radiation Control Regulations.

91060.3 Radiological Services

Radiological service means the use of x-ray, other external ionizing radiation, and/or thermography, and/or ultrasound in the detection, diagnosis, and treatment of human illnesses and injuries. Ultrasound, although properly the province of physical medicine, may be considered part of the radiological service.

91060.4 Responsibility of Radiological Services

To achieve its purpose, the radiological unit shall:

- Take, process, and interpret radiographs and fluoroscopes.
- Establish and implement policies and procedures to ensure protection to all personnel in contact with radiation.
- Provide consultation and advice to clinicians.
- Interpret roentgenological findings.
- Plan and implement diagnostic x-ray procedures.
- Make additional postmortem examinations to complete records.
- Participate in hospital's educational program.
- Maintain and keep accessible, accurate, and complete records.
- Provide sufficient space, equipment, supplies, and personnel.
- Provide 24-hour emergency service.

91060.5 Radiological Services Provided On-Site

A published list of services provided on-site shall be available to all staff. These services are diagnostic radiological services up to and including fluoroscopic examinations.

91060.6 Radiological Services Provided Off-Site

The radiology unit shall make contractual arrangements for services to be provided off-site if these are specialized radiological procedures requiring staff and equipment unavailable on-site.

91060.7 Director of Radiological Services

A physician shall be responsible for the radiological service. The physician shall be a certified radiologist or eligible for certification by the American Board of Radiology. If such a person is not available on a full-time or regular part-time schedule, a physician with equivalent qualifications shall be retained on a contractual basis to provide supervision and direction for the service.

91060.8 Radiological Services Technologists

All radiology technicians shall be personnel licensed by the State of California as certified radiology technicians. All radiology staff licenses shall be valid and posted in a conspicuous place in the radiological unit.

91060.9 Requirements for Radiological Services

All radiological studies shall be performed under the order of the licensed physician or other licensed health professional lawfully authorized to prescribe the procedure.

91060.10 General Radiological Services Requirements

Written policies and procedures shall be developed and maintained by the person responsible for the service.

- The responsibility and accountability of the radiological service to the medical staff and administration shall be defined.
- A technologist shall be available to the unit during operational hours.
- The monitoring of radiology personnel and monthly recording of the cumulative radiation exposure of each individual shall be performed.
- The director shall be responsible for verifying the qualifications and capabilities of all radiological personnel.
- A QC program shall be maintained to minimize the unnecessary duplication of radiographic studies, and to maximize the quality of diagnostic information available.
- Positive proof of collimation (cut-off margins on radiographs) and gonad shielding (mark visible on radiographs) shall be present on all radiographs if gonadal shielding is indicated.
- Film shall not be "double exposed."
- Manufacturer's recommended guidelines shall be followed for the use and periodic maintenance of all equipment.
- Inmate's records shall be properly filed and retained for the same period as other parts of inmate's medical record.
- Sign-out procedures shall be stringently adhered to.

91060.11 Radiological Services Forms/Records

Only standardized departmental forms shall be used when requesting and recording radiological data. The request shall include:

- Proper identification of the requesting physician.
- Proper identification of the inmate.
- A history pertinent to the examination requested.

Radiological services staff shall maintain accurate and complete records/reports that shall be incorporated into the inmate's medical file and a copy maintained in the radiology unit.

When an inmate is transferred to another facility, all x-rays shall be forwarded to the receiving health facility.

Upon an inmate's death, discharge, parole, or interstate transfer, all records/film shall be retained by the last health facility for a minimum of seven years.

91060.12 Radiological Services Safety Procedures

Radiation protection for all staff and inmates shall be strictly enforced during all radiological examinations. Lead aprons and/or other safety devices shall be utilized to ensure maximum available protection.

The use, storage and handling of all radiation machines and radioactive material shall comply with the California Radiation Control Regulations and CCR.

All diagnostic equipment shall be calibrated annually. A physicist shall be available as needed for consultation.

If x-ray examinations are to be performed on outpatients, outpatient access to the radiological areas shall not traverse an inpatient-nursing unit.

91060.13 Infection Control Program for Radiological Services

A formal infection control program shall be adopted to conform to the guidelines addressed in the most recent edition of "Infection Control in the Hospital" published by the American Hospital Association. Activities of this program shall include:

- Ongoing surveillance of patients and staff.
- Prevention techniques.
- Treatment/referral.
- Documenting infection related incidences expeditiously.
- Reporting any occurrence which threatens the welfare, safety and/or health of inmates, staff, and/or visitors.

91060.14 Infectious Waste in Radiological Services

Infectious waste containers shall be provided for all:

- Examining rooms.
- Emergency care rooms.
- Dental operatories.

All infectious wastes, as defined in H&SC 25117.5, shall be handled and disposed of in accordance with the Hazardous Material Control Law, Chapter 6.5, Division 20, 25100 et seq., H&SC and the regulations adopted thereunder.

91060.15 Radiological Services Audits/QC

Refer to DOM 93053.13.

91060.16 Revisions

The Deputy Director, HCSD, or designee is responsible for ensuring that the contents of this Article are kept current and accurate.

91060.17 References

PC §§ 5054 and 5058.

CCR (15) (3) §§ 3350 and 3354.

CCR (17) §§ 1002 and 1030 - 1057

CCR (22) §§ 70055(a)(9), 70241, 70243, 70245, 70247, 70251, 70253, 70255, 70257, 70259, 70739 and 70837.

42 CFR.

H&SC § 25100 et seq.

B&PC §§ 1200 - 1322.

ACA Standards 2-4271, 2-4274, 2-4275, 2-4277, 2-4282, 2-4284, and 2-4310.

ARTICLE 7 –HEALTH RECORDS

Revised March 11, 1993

91070.1 Policy

The medical record service shall maintain medical records that are documented accurately, in a timely manner, are readily accessible, and permit prompt retrieval of information and statistical data.

91070.2 Purpose

To serve as a basis for planning patient care.

To provide documentary evidence of the course of the patient's medical treatment.

To document interdisciplinary communication regarding patient care.

To protect the legal interest of the Department, hospital, patient, and provider.

To provide data for research, education, and evaluation of medical services provided.

91070.2.1 Documentation Principle

Each facility shall maintain health records for all patients treated by the facility. The records shall contain information to identify the patient, justify the diagnosis, to describe the patient's treatment and care, and to provide for continuity of medical care. The record shall serve as an accurate database for the evaluation of the quality of care provided, to provide documentation for business purposes, and to defend legal interests.

91070.2.2 Record Completion

Records shall be complete, legible, typed or in ink, signed, dated, and in compliance with licensing requirements in CCR (22).

Correctable deficiencies are those that can be completed by the individual responsible for the entry or in the absence of the responsible person by another member of the clinical staff with knowledge of the recorded events.

Non-correctable deficiencies are entries where it is not possible to determine if the staff member responsible provided care and treatment.

910710.2.3 Charting Guidelines

All entries in the medical record should be accurate, timely, objective, specific, concise, and descriptive. Only approved abbreviations shall be used. Additional information recorded on subsequent pages shall have "Continued" indicated. Entries are to be recorded consecutively, not leaving blank spaces for additions.

Error corrections are made with a single line drawn through the entry making certain not to obliterate the information. The word error is to be written with the date and writer's initials. An asterisk (*) next to the date of the incorrect entry and another to indicate location of the correction should be used for large corrections. For small corrections continue writing.

"White-out" or any other form of obliteration on hand or typewritten entries is not to be used. All entries are to be written in permanent ink.

All pages in the health record shall contain the patient's full name, CDC inmate number, and name of the facility where treatment or care is provided.

Signatures shall consist of the writer's first initial, last name, and professional title. Countersignatures are to be used when a facility's policy and procedure require such. Initials may be used where called for on specific forms.

Amendments to a record are additions that provide additional facts not available at the time the original entries were made. They provide evidence that the information originally recorded is in error or incorrectly represents the facts. Amendments also explain or clarify missing or incomplete entries.

For late entries, insert (*) in the margin or between lines to correspond with observation, action, or event.

91070.3 Services Defined

The medical record service shall maintain the inmate's health record in a system which allows for easy retrieval, shall assist in locating records on new arrivals, shall answer requests for medical information from other agencies, and shall transcribe various medical reports.

91070.4 Services Provided

Each departmental health care facility shall have a medical record service staffed by medical records personnel. The medical record service shall be conveniently located and adequate in size and equipment to facilitate the accurate processing, checking, indexing, and filing of all medical records.

91070.5 Centralized Outpatient Health Records

An outpatient health record shall be created and maintained for each inmate admitted to the Department. The outpatient health record shall contain both medical and psychiatric information. The reception centers shall initiate the record except in the case of condemned male inmates. SQ shall initiate the record on condemned male inmates.

91070.6 Inmate Access

Inmates shall not be used as workers in medical record services or in areas that would allow the inmate access to health records. An inmate shall not review or be given access to another inmate's health record.

91070.7 Supervision Health Records

In departmental health care facilities with a hospital, the medical records service shall be under the supervision of a registered record administrator or accredited record technician. In all other facilities, the medical record

service shall be under the supervision of either a health record technician or a medical records director. When the services of either cannot be obtained on a full-time basis, consultation services shall be obtained.

91070.7.1 Health Record

The inmate's health record, including x-ray films, shall be the property of the Department and shall be maintained for the benefit of the inmate, the medical staff, the health care facility and the Department. The health care facility shall safeguard the information in the record against loss, defacement, tampering, or use by unauthorized persons.

Note: If a hospital ceases operation, DHS shall be informed within 48 hours of the arrangements made for safe preservation of inmate patient records.

91070.7.2 Accountability

A written statement defining the accountability of the medical records service staff and administration shall be available and shall include an organizational chart.

91070.7.3 Service Evaluation

Periodically an appropriate committee of the medical staff shall evaluate the services provided and make recommendations to the medical executive committee and administration of the health care facility.

91070.8 Confidentiality and Release of Information

All health records, either as originals or accurate reproductions of the content of such originals, shall be maintained in such form as to be legible and readily available upon the request of admitting physician; the non-physician granted privileges pursuant to CCR (22) 70706.1; the hospital, its medical staff, or any authorized officer, agent, or employee of either authorized representatives of DHS; or any other person authorized by law to make such a request.

91070.8.1 Valid Authorization

Revised September 25, 2007

A valid authorization for the release of an inmate's health care record shall follow these guidelines:

- Be handwritten by the person who signs it or is in typeface no smaller than 8-point type.
- Be clearly separate from any other language present on the same page and be executed by a signature which serves no other purpose than to execute the authorization.
- Be signed and dated by the inmate. If the inmate is deceased or incompetent, the legal representative, spouse or registered domestic partner of inmate or person responsible for the inmate, or the beneficiary or personal representative of the deceased inmate may sign the authorization.
- State the specific uses and limitation on the types of medical information to be disclosed.
- State the name or functions of the provider of health care that may disclose the medical information.
- State the name or functions of the persons or entities authorized to receive the medical information.
- State a specific date after which the provider of health care is no longer authorized to disclose the medical information.
- Advise the person signing the authorization of the right to receive a copy of the authorization.
- Statement of revocation.

91070.8.2 Requests From Outside Agency/Facility

Verbal Requests

Upon receipt of a valid written authorization, health information shall be copied and sent to the requesting hospital, physician, or other agency.

Verbal requests for health information shall be referred to the medical records director, medical records supervisor, correctional health services administrator, CMO, or chief psychiatric officer if the request is for psychiatric information.

Within Department

It is not necessary to have a valid authorization when releasing health information to another facility within the Department or when releasing information to consulting health care personnel within the Department.

91070.8.3 Requests From State AG's Office

Copies of health records shall be made available for review at each facility at the request of the State AG's Office.

91070.8.4 Inmate's Request

Inmates have the right to review and receive copies of their own health record. This review shall take place in the presence of a health services staff member. A charge shall be made for all pages copied at rates specified in the DOM 13030. Inmates totally without funds and/or a pay number shall be provided copy service without charge.

An inmate shall not review or be given access to another inmate's health record.

91070.8.5 Requests From Inmate's Attorney

Upon receipt of a valid authorization from the inmate's attorney, health information can be copied and sent to the attorney. Representatives of the attorney shall have the same degree of access as the attorney providing the attorney designates so in writing. Designated representatives of an attorney are limited to licensed investigators, attorney-sponsored law students, a State Bar certified paraprofessional, or a full-time employee of the attorney. No charge shall be made to the attorney. (See DOM 71020 for more details.)

91070.8.6 Subpoenas

The "Protocol for Subpoenas" published by the California Medical Record Association shall be followed in preparing the records in response to a subpoena.

91070.8.7 Drug Abuse

Health records containing information of drug abuse subsequent to March 21, 1972 and alcohol abuse subsequent to May 14, 1974 are covered by federal laws, 42 CFR C and D. Valid authorization shall indicate that the patient knows that drug and/or alcohol abuse information shall be released if there is any in the record.

91070.8.8 Psychiatric Records

Valid written authorization shall indicate that the patient knows that psychiatric information shall be released if there is any record. Records shall be released by subpoena only if it directs the release of the information to the judge of the court and a subsequent court order is obtained when information is admitted as evidence. Records shall be released by court order. (W&I 5328 and 5328.19.)

91070.8.9 AIDS and AIDS-Related Condition (ARC) Information

Valid authorization shall indicate that the patient knows that AIDS and/or ARC information shall be released if there is any in the record.

91070.9 Coding

The most recent edition of the International Classification of Diseases shall be used for coding. In those facilities with psychiatric units, the most recent edition of the Diagnostic Statistical Manual shall be used for psychiatric diagnostic coding. Coders shall have completed an approved basic coding course.

91070.10 Indexing

Medical records shall be cross-indexed according to patient by:

- Disease.
- Operation.
- Physician.

94010.11 Standardized Health Services Forms

All forms filed in the inpatient or the outpatient health record shall be approved departmental forms.

91070.12 Inpatient Health Record

The inpatient record shall be in the following order:

- Patient identification.
- Face sheet/admitting form/patient identification.
- Narrative discharge and transfer summary.
- Death reports.
- Report of death.
- Coroner's report (autopsy).
- Medical reports.
- Refusal of examination and treatment.
- Emergency room reports (also known as ER reports).
- Medical history.
- Physical examination.
- Consultant reports.
- Informed consent.
- Human Immunodeficiency Virus (HIV) consent.
- Notice of transfer/transfer summary.

- Operative reports.
- Consent of surgical operation.
- Preop check list.
- Preanesthesia check list.
- Anesthesia report.
- Postanesthesia report.
- Report of operation.
- Pathology report.
- Physician's reports.
- Physician's progress notes.
- Doctor's orders.
- Psychiatric treatment plan.
- Material from outside facilities (same order):
- Staff reports.
- Laboratory reports.
- X-ray reports.
- Electrocardiograms (also known as EKGs).
- Other diagnostic reports.
- Physical therapy reports.
- Respiratory therapy reports.
- Social services.
- Occupational therapy.
- Dietary assessment.
- Nursing reports.
- Medication records.
- Graphic charts.
- Intake & output records.
- Intravenous flow charts (also known as IV flow charts).
- Diabetic record.
- Weight record.
- Nursing assessment.
- Bedside records (nursing notes).
- Patient care plan.
- Record of daily activities.
- Medical report of injury or unusual occurrence.
- Telegram.
- Suicide watch.
- Chronos.
- Miscellaneous.

91070.13 Discharge Analysis

Qualitative analysis shall be performed on all inpatient records. Each inpatient medical record shall consist of at least the following items:

- Identification sheets shall include, but are not limited to, the following:
 - Name.
 - Address on admission.
 - Identification number.
 - Age.
 - Sex.
 - Marital status.
 - Religion.
 - Date of admission.
 - Date of discharge.
 - Name, address, and telephone number of person or agency responsible for patient.
 - Name of patient's admitting physician.
 - Initial diagnostic impression.
 - Discharge or final diagnosis.
 - History and physical examination.
 - Consultation reports.

- Physician Order to Admit/Discharge including medication, treatment, and diet orders.
- Progress notes including current or working diagnosis.
- A discharge summary which shall briefly recapitulate the significant findings and events of the patient's hospitalization, the condition on discharge, and the recommendations and arrangements for future care.

Nurses' Notes

- Nurses' notes shall include, but not be limited to, the following:
 - Concise and accurate record of nursing care administered.
 - Record of pertinent observations including psychosocial and physical manifestations as well as incidents and unusual occurrences and relevant nursing interpretation of such observations.
 - Name, dosage, and time of administration of medications and treatment. Route of administration and site of injection shall be recorded if other than by oral administration.
 - Record of type of physician-ordered restraint and time of application and removal. The time of application and removal shall not be required for soft tie restraints used for support and protection of the patient or required for seclusion for custody reasons.
- Vital sign sheet.
- Reports of all X-ray examinations performed.
- Consent forms when applicable.
- Anesthesia record including preoperative diagnosis if anesthesia has been administered.
- Operative report including preoperative and postoperative diagnosis, description of findings, technique used, tissue removed or altered if surgery was performed.
- Pathological report or laboratory report if tissue or body fluid was removed.
- Labor record if applicable.
- Delivery record if applicable.
- Nursing care plan.
- Psychiatric treatment plan if applicable.

91070.14 Incomplete Inpatient/Outpatient Medical Records

Medical records shall be completed promptly and authenticated or signed by a physician, dentist, or podiatrist within two weeks following the patient's discharge.

91070.15 Transfer of Inpatients to Different Levels of Care Within the Same Facility

The medical record shall be closed and a new record initiated when a patient is transferred to a different level of care within a hospital that has a distinct partially skilled nursing or intermediate care service.

91070.15.1 Transfer to Outside Facilities

A transfer summary shall accompany the patient upon transfer to another health facility. The transfer summary shall include essential information relative to the patient's diagnosis, hospital course, medications, treatments, dietary requirement, rehabilitation potential, known allergies, and treatment plan. The transfer summary shall be signed by a physician. A copy of the transfer summary shall be retained in the inpatient record.

Note: Patients transferred to an outside community health facility shall be considered discharged from the CDC health care facility. The inpatient record shall be closed and a discharge summary completed. Upon return of the patient, a new record shall be established. The history and physical from the outside community health facility may be used if the attending physician makes a notation that the history and physical has been reviewed.

91070.15.2 Transfers to Other Facilities

A narrative discharge summary or transfer summary shall accompany inmates who transfer from one acute care service in one health care facility to another within the Department.

91070.16 Filing System for Inpatient/Outpatient Health Records

All inpatient/outpatient records shall be filed by the inmate's prison identification number. The records shall be filed in numerical order by the last two digits and then in order by the first three digits. The alphabetical prefix is utilized only when two numbers are identical.

91070.16.1 Retention of Inpatient/Outpatient Records

Patient records including X-ray films or reproduction thereof shall be preserved safely for a minimum of seven years following discharge of the patient from a departmental health care facility.

91070.17 Outpatient Health Record

Documents are to be filed behind appropriate divider in reverse chronological order (most recent on top). The outpatient record shall be maintained in the following order:

Left Side of Folder

- Outpatient medication record.
- Daily diabetic record.
- Consultation/inpatient reports section (yellow).
 - Consultation reports—most recent on top.
 - Inpatient reports.
 - Consent to operate—outpatient surgery.
 - Operative reports—outpatient surgery.
 - Refusal of treatment.
- Miscellaneous section (blue).
 - Reports from other (nondepartment) facilities.
 - Medical report of injury or unusual occurrence.
 - Requests for medical information from Department to outside facilities.
 - Receipts from inmate for receiving copies of records.
 - Memos.
 - Correspondence.
- Laboratory/pathology section (orange).
 - Laboratory reports—full page.
 - Laboratory reports.
 - Pathology reports.
- X-ray section (brown).
 - X-ray reports.
 - X-ray reports from nondepartment facilities.
 - Computerized Axial Tomography Scans (also known as CAT Scans).
- Other diagnostic section (pink).
 - Electrocardiograms.
 - Electroencephalograms.
 - Hearing tests.
 - Eye refractions.
 - Physical therapy.

Right Side of Folder

- Outpatient medical record.
- Physician orders for outpatient services.
- Chronos section (green).
 - CDC Form 128-C, Medical/Psychiatric/Dental Chronos.
 - CDC Form 128-C-1, Medical Clearance and Special Instructions Chronos.
- Physical exam section (red).
 - Periodic health reviews.
 - Prenatal records.
 - Immunization records.
 - Entry medical history.
 - Entry physical examination.
 - Record of original dental exam.
- Psychiatric section (purple).
 - Progress notes by psychologist and psychiatrists.
 - Psychiatric arrival screening forms.
 - Psychiatric chronos.
 - Board reports.
 - Psychiatric evaluations.
 - Psychiatric test results (multiphysical exam).

- DMH outpatient partial day-care treatment reports.

91070.18 Transfer of Inmates

An inmate shall not be transferred to another facility unless accompanied by the outpatient health record.

91070.18.1 Paroles and Discharges

Outpatient health records of inmates who parole shall be forwarded to the appropriate regional parole office. Outpatient health records on inmates who have been discharged shall be forwarded to Archives.

91070.18.2 Deaths

Outpatient health records on inmates who expire shall be retained at the facility in which the death occurred. These records shall be maintained for a minimum of seven years. Health records on parolees who expire shall be forwarded to Archives.

91070.18.3 Health Record Tracking

All receiving facilities shall access inmate health records to ensure that a complete medical file has been received. The facility shall track and monitor receipt of all patients' health records. Temporary files are to be initiated only to file loose clinical reports. A complete permanent health record shall be on the file shelf within 30 days.

91070.18.4 File Audit

Each facility shall audit its file shelves quarterly to ensure that all outpatient health records have been forwarded to the inmate's current facility. Purged files are to be forwarded immediately to the facility where the inmate currently resides with a written explanation from the medical records supervisor.

91070.19 Statistics Admission and Discharge List

All admissions to the health care facility shall be listed by day. All discharges from the health care facility shall be listed by day. The admission/discharge list shall contain at least the following information:

- Inmate's name.
- Inmate's number.
- Previous housing.
- New housing.

91070.19.1 Daily Census Report

The following information shall be maintained on a daily basis:

- Number of admissions.
- Number of discharges.
- Transfers to community hospitals.
- Beginning census.
- Ending census.
- Inpatient daily census.
- Length of stay for patients discharged.
- Interwing/unit transfers.

91070.19.2 Monthly Statistics

The following statistics shall be maintained monthly and forwarded to the HCSD:

- For inpatient acute and infirmary hospitalizations:
 - Total admissions.
 - Total discharges.
 - Average daily census.

These statistics shall be maintained for all health care facility patients, all patients at outside hospitals, and all non-medical personnel housed in a health care facility.

91070.19.3 Death Log

The following information shall be maintained on all deaths:

- Inmate's full name.
- Inmate's number.
- Date of death.
- Cause of death.
- Place of death.

This log shall also include inmates who expire outside the facility.

91070.19.4 Master Patient Index

A master patient index shall be maintained on all patients. For patients previously hospitalized, current information shall be added to the master index.

The following information shall be maintained on each master patient index:

- Full name of inmate (last name, first name, middle initial).
- Inmate prison identification number.
- Social security number.
- CI&I fingerprint identification number.
- Race.
- AKA.
- Date of birth.
- Age.
- Comments.
- Date of admission.
- Date of discharge.
- Physician.
- Final diagnosis on discharge.

This is a permanent file and shall never be destroyed.

91070.20 Medical Staff Committees

The medical record service responsibilities to medical staff committees are:

- To submit statistical information as requested by the committee.
- To act as a resource.
- To obtain data at the request of the committee for their review.

91070.21 Approved Abbreviation List

Only those abbreviations approved by the Chief of DHS or the CMO shall be used in the inpatient or outpatient health record.

91070.22 Revisions

The Deputy Director, HCSD, or designee shall be responsible for ensuring that the contents of this section are kept current and accurate.

91070.23 References

PC §§ 5054 and 5058.
 CCR (15) (3) § 3350.
 CCR (22) §§ 70703(d), 70747(a), 70747(b), 70749, 70751(a), (b), (c), (d), (g), (h), (j), and 70753.
 42 CFR §§ C and D.
 W&I §§ 5328 and 5328.19.
 Privacy Act of 1977.
 ACA Standards 2-4271, 2-4274, and 2-4288.
 DOM §§ 13030 and 71020.

ARTICLE 8 — INMATE TUBERCULOSIS ALERT SYSTEM

Effective April 21, 1993

91080.1 Policy

The Inmate Tuberculosis (TB) Alert System is a critical component of the Department overall efforts to identify an inmate's TB status and to control TB within CDC.

91080.2 Purpose

The Inmate TB Alert System will ensure that inmates with unknown or questionable TB status are moved appropriately, and those on treatment regimes do not have interruptions in the treatment.

The Inmate TB Alert System is designed to address several major problems in controlling TB among inmates. The system will:

- Provide a rapid method for Medical Care Services, Classification Services, Case Records, and CDC Transportation staff to determine the most current TB status of an inmate.
- Provide a rapid method for Medical Care Services staff to identify inmates that require ongoing TB treatment at the receiving facility.
- Allow CDC Transportation, C&PR, and/or the CC-III to schedule transportation by the most appropriate method given the inmate's TB status.
- Provide reports that will assist facilities in the tracking and control of TB.

91080.3 Definition

TB is an infectious airborne disease that is a serious public health problem in correctional facilities around the country. The control of TB requires a program that emphasizes testing, treatment, and tracking.

Testing

CDC facilities have established TB testing programs to ensure that inmates are tested on an annual basis, as well as when circumstances warrant additional testing. The testing program ensures that inmates with TB are identified as quickly as possible.

Treatment

Control of TB requires aggressive and continuous treatment for extended periods of time. TB can be broadly divided into two stages: TB Infection and TB Disease. Unlike the sound of its name, TB Infection is not infectious. During this early stage of TB, the individual has been infected but has no symptoms. Without treatment, 10 percent of the individuals infected with TB will develop the more severe stage-TB Disease.

With treatment, only 2 to 5 percent will develop TB Disease. It is extremely important in TB control that individuals with TB Infection undergo a full course of treatment. Treatment for TB Infection requires regularly administered oral medications for up to 12 months. Interruptions in therapy can cause a multiple drug resistant strain of TB requiring more aggressive and expensive therapy. Inmates with TB Infection can be moved; however, the Medical Care Services staff at the receiving facility shall be notified that an inmate requiring continuous TB treatment has been transferred to the facility.

TB Disease is initially infectious. After diagnosis and initial treatment, it becomes noninfectious but requires aggressive treatment for up to 24 months. Inmates with TB Disease cannot be moved without respiratory precautions until the disease is noninfectious. Medical staff at the receiving facility must be notified prior to the inmate with TB Disease being transferred to the facility.

Tracking

Controlling movement of the inmate population is critical to TB control. The Inmate TB Alert System addresses the need to control this movement. No inmate shall move on regular CDC transportation until it is determined that the inmate's TB status allows movement without respiratory precautions. When an inmate is moved without knowledge of TB status, there is increased potential for the spread of TB Infection. This could result in unnecessary exposure to the staff and inmate population, and require extensive testing of all exposed inmates and staff.

91080.4 Inmate Tuberculosis (TB) Alert System Major Components

- The Inmate TB Alert System will implement the following major components:

TB Alert Code

- The Department's DDPS and Automatic Transfer System (ATS) shall contain a TB Alert Code for every inmate. This code shall be accessible to designated Medical Care Services, Classification, Case Records, and CDC Transportation staff. The code shall alert Classification, Case Records, and CDC Transportation of movement limitations and special transportation requirements. It shall alert Medical Care Services staff of the need to follow-up on inmates with unknown status, and shall alert Medical Care Services staff when an inmate on therapy is transferred to their facility.

CSR Endorsements

- CSR endorsements for movement shall require the inmate's C-File contain the inmate's TB Alert Code in order to complete the endorsement. This policy requires that the CDC Form 128-C, Medical/Psychiatric/Dental Chrono, or CDC Form 128-C-1, Reception Center Medical Clearance/Restriction Information Chrono, documenting the inmate's TB Alert Code be filed in the inmate's C-File at the time of endorsement. The inmate shall not be endorsed for movement if the C-File lacks a CDC Form 128-C or CDC Form 128-C-1 documenting the inmate's TB Alert Code.

Special Transportation Requirements

- Inmates with special transportation restrictions shall not be moved on regular CDC transportation. Inmates that have an unknown TB status shall not be transported on regular CDC transportation. These inmates, as well as infectious inmates, require special transportation using respiratory precautions. Special transportation is other than regularly scheduled CDC bus transportation which is normally arranged by the sending facility and provides medical respiratory precautions where required by the referring physician. Respiratory precautions require that masks are worn by those who come close to the patient, hands are washed after touching the patient or potentially contaminated articles and before taking care of another patient, and articles contaminated

with infective material be discarded or bagged and labeled before being sent for decontamination and reprocessing.

Medical Advance Transfer Notice

- The CDC Form 7343, Medical Advance Transfer Notice, shall contain the most current TB Alert Code and TB Alert Transportation Instruction for each inmate. The TB status of all inmates scheduled for movement shall be reviewed by the facility's Medical Care Services staff prior to movement. This is to ensure that changes in TB status have not occurred since endorsement.

Transfer Record

- The CDC Form 135, Transfer Record, shall contain the most current TB Alert Code and TB Alert Transportation Instruction for each inmate. CDC Transportation Sergeants shall be required to review the TB Alert Transportation Instruction of each inmate. Any inmate without a Clear for Transportation Instruction shall not be allowed to board the bus.

Telephone Alert System

- Each facility shall be required to implement a telephone alert system that allows Medical Care Services staff to quickly alert Classification and Custody staff of the need to schedule an inmate for special transportation. When Medical Care Services staff determine that an inmate is going to be moved inappropriately, a medical hold process shall be in place to allow the scheduled movement to be delayed or postponed. Since inmates can move at odd hours, a telephone alert procedure shall be rapid and responsive to the need in stopping inappropriate inmate movement.

The reports associated with the Inmate TB Alert System shall provide Medical Care Services staff with information necessary for immediate follow-up on inmates with unknown TB status. Medical Care Services staff's access to DDPS bed assignments should make reading TB tests more efficient. The transfer endorsement policy and the inclusion of the TB Alert Transportation Instruction for each inmate on the CDC Form 135 and the CDC Form 7343 shall provide additional security in stopping the transmission of TB through inappropriate inmate movement.

91080.5 The TB Alert Code

The current DDPS and ATS are used to collect information, transfer data, and track inmates throughout the CDC system. The DDPS is updated every day and selected information is downloaded to the ATS as required. When an inmate transfers to another facility, the DDPS information follows the inmate within 24 hours. The Inmate TB Alert System is an enhancement to the DDPS and ATS.

The Inmate TB Alert Code is a two-digit code that shall be entered in the Inmate TB Alert System daily by Medical Care Services staff. The code shall then be printed on the CDC Form 7343 and the CDC Form 135, along with the TB Alert Transportation Instruction for each inmate. DDPS shall also generate two reports that will be useful to Medical Care Services staff in monitoring testing activities and tracking inmates with TB Infection and TB Disease.

91080.6 Determining the TB Alert Code

Every inmate at any CDC facility shall be assigned a TB Alert Code to identify their TB status. When an initial TB Alert Code is established and every time the code changes, it shall be documented on a CDC Form 128-C or CDC Form 128-C-1.

91080.7 TB Alert Code Descriptions

Revised January 18, 1994

The TB Alert Codes are described below:

Code __

Status Unknown

No entry has been made into the Inmate TB Alert System. This code indicates the TB status of an inmate is unknown. Blank codes require immediate action of the Medical Care Services staff designated as the facility's Inmate TB Alert System Coordinator.

Inmates arriving at CDC reception centers can remain Code __ (blank) until the initial Mantoux Purified Protein Derivative (PPD) skin test has been read. The Code __ (blank) remains until the skin test has been read/interpreted. After test interpretation, the Code __ (blank) becomes either a Code 21 or Code 22. An inmate's TB Alert Code should not remain blank for over 72 hours.

Since an inmate entering the reception center shall be a Code __ (blank) until the PPD is read, it is imperative that designated Medical Care Services staff administer and interpret the Mantoux PPD skin test within 72 hours of

inmate arrival. Failure to promptly administer, read, and document the PPD result could result in serious inmate movement problems.

TB Alert Transportation Instruction: Transfer and endorsement shall be deferred. Please refer to DOM 91080.16.

Code 11

Status Unknown/PPD Test Performed.

Code 11 denotes that the PPD skin test has been administered, but not yet read and/or interpreted. The inmate's TB status is unknown. Inmates should remain a Code 11 no more than 72 hours. This code is used when an inmate with an already established TB Alert Code has a subsequent skin test. The inmate must be coded as a Code 11 after the skin test is administered to assure that the inmate is not moved and to document the change in TB Alert status. After the PPD is read/interpreted, the inmate shall be assigned one of the appropriate TB Alert Codes: 21 or 22.

Code 11 is used when:

- Inmates with a Code 22 receive their annual PPD skin test.
- When an inmate is given a PPD skin test as part of a case contact investigation.
- Any time an inmate with an existing TB Alert Code is given a skin test or becomes unknown status.

As specified under Code __ (blank) above, mandatory use of Code 11 in newly arriving reception center inmates is no longer required.

TB Alert Transportation Instruction: Inmates with unknown TB status shall be transported/moved by special transportation using respiratory precautions.

Code 21

TB Screening Test Result Significant--Inmate Under Diagnosis.

A Code 21 is used when the clinician has determined that an inmate requires diagnostic TB testing. While this is generally done in response to a significant PPD skin test, any time a clinician considers an inmate "under diagnosis" for TB, the inmate should be coded as a Code 21.

A Code 21 is used when:

- An inmate has a PPD skin test induration of 10 mm or more.
- An inmate has a PPD skin test induration of 5 mm or more and risk factors specified in the CDC TB Guidelines exist.
- An immunosuppressed inmate is determined skin test positive (without regard to the mm induration) based on anergy testing.
- An inmate with a previously significant PPD (prior history of TB Disease or TB Infection) is undergoing annual or other periodic TB evaluation. Inmates with a prior history of TB Disease or TB Infection should be evaluated once a year. At the time the inmate is due for evaluation, the inmate's TB Alert Code should be changed to Code 21. It should remain a Code 21 until the medical evaluation is completed and the inmate is determined free from the disease.

A Code 21 is used only until appropriate diagnostic procedures establish a subsequent TB Alert Code.

After diagnostic procedures, the inmate shall be assigned one of the appropriate TB Alert Codes: either 31, 32, or 33.

Movement from Code 21 to Code 31:

Inmates should be coded 31 any time a clinician suspects infectious TB Disease, based on either symptoms, sputum smears, x-rays, or any combination. The inmate should be changed from Code 21 to Code 31 as soon as the clinician suspects that the inmate could be infectious. For example, if a sputum smear for Acid Fast Bacilli (AFB) returns as positive and the inmate is considered a suspect for infectious TB Disease, they should be immediately coded as a Code 31. It is not appropriate for the inmate to remain a Code 21 while awaiting confirmatory results of the culture and sensitivity.

Movement from Code 21 to Code 32:

Inmates should be moved from a Code 21 to a Code 32 when:

- Written documentation establishes that the positive skin test is the result of a prior exposure and the inmate does not require current prophylactic treatment.
- A clinician determines that a new exposure will not receive prophylactic treatment due to medical contraindications.

Movement from Code 21 to Code 33:

Inmates should be moved from a Code 21 to a Code 33 after the initiation of TB Infection prophylactic medication or upon a signed refusal by the inmate to take prescribed medications. Inmates with a negative chest X-ray must

remain a Code 21 until the medical evaluation is complete and the medication initiated or refused.

TB Alert Transportation Instruction: Inmates with a Code 21 shall be transported/moved by special transportation using respiratory precautions.

Code 22

PPD Test Result Non-significant.

Code 22 is used when the PPD skin test is not significant and no follow-up treatment is required. Inmates with a Code 22 require annual PPD skin testing or testing upon exposure.

TB Alert Transportation Instruction: Inmates with a Code 22 shall be transported/moved by regular CDC transportation.

Code 31

Infectious TB Disease Suspected.

Code 31 is used when an inmate is suspected of having infectious TB Disease. An inmate should be made a Code 31 as soon as the clinician suspects infectious TB Disease. The inmate shall remain a Code 31 until they have received appropriate treatment and are no longer considered infectious.

Inmates that are considered a Class V TB case would immediately be coded as a Code 31. The inmate would remain a Code 31 until the clinician determines they are no longer infectious. After the inmate has been placed on TB Disease treatment and is no longer considered infectious, the inmate should be coded as a Code 43. (Please note that the inmate is still a Class V TB case until culture confirms the diagnosis. In most cases, however, the inmate's TB code would change to a Code 43 several weeks before obtaining the culture results.) The inmate should not remain a Code 31 until culture confirmation of the case. They should be coded as a Code 43 (TB Disease-On Medication) as soon as the inmate is no longer considered infectious.

Should an inmate initially considered infectious (and Coded 31) and later have TB Disease ruled out, the inmate would be coded to the appropriate TB Alert Code.

TB Alert Transportation Instruction: Inmates with a Code 31 shall be transported/moved by special transportation using respiratory precautions.

Code 32

PPD Test Result Significant From Prior Infection/Disease--Noninfectious.

Code 32 is used when:

- An inmate has a significant PPD reaction from prior exposure to TB that has already been prophylactically treated.
- An inmate has a significant PPD reaction from a prior case of TB Disease and the inmate has completed the required treatment.
- An inmate has a diagnosis of TB Infection, but after medical evaluation, is not receiving prophylactic treatment due to medical contraindications.

TB Alert Transportation Instruction: Inmates with a Code 32 shall be transported/moved by regular CDC transportation.

Code 33

TB Infection--Noninfectious, On Medication.

Code 33 is used when:

- An inmate has a diagnosis of TB Infection and is receiving prophylactic treatment.
- TB medication has been prescribed but the inmate refused the medication.
- TB medication has been prescribed but the inmate is only intermittently or partially compliant with the treatment regime.
- HIV inmates receiving multiple medication as prophylactic treatment for TB Infection.

When an inmate completes the course of prophylactic treatment for TB Infection, the inmate's TB Alert Code should be changed to Code 32.

TB Alert Transportation Instruction: Inmates with a Code 33 shall be transported/moved by regular CDC transportation. Medication shall be transported on the bus or Medical Care Services staff shall ensure the medication is available at the receiving facility.

Code 43

TB Disease, Not Infectious.

Code 43 is used for inmates currently under treatment for TB Disease when the inmate is no longer considered infectious. Inmates shall remain Code 43 through the entire treatment period for this episode of TB Disease. Upon completion of TB curative treatment, the inmates shall be coded Code 32.

Inmates receiving curative treatment for TB Disease should be coded Code 43 while the result of the culture is pending. If the culture result confirms TB Disease, the inmate will remain a Code 43 throughout the treatment period. If the culture rules out TB Disease, the inmate should, at that time, be coded Code 33 to reflect the inmate's TB Infection status. If the inmate is diagnosed with atypical Mycobacterium infection, the code should be changed to either Code 32 if the PPD status is positive or Code 22 if the PPD status is negative.

Code 43 is used for:

- Confirmed cases of TB Disease currently receiving curative treatment.
- Suspected cases of TB Disease (awaiting culture confirmation) currently receiving curative treatment and not infectious.
- Extrapulmonary TB Disease (confirmed Mycobacterium TB in other than a pulmonary site).

Upon completion of treatment for TB Disease, the inmate shall be coded as Code 32.

TB Alert Transportation Instruction: Inmates with a Code 33 shall be transported/moved by regular CDC transportation. Medication shall be transported on the bus or Medical Care Services staff shall ensure the medication is available at the receiving facility.

91080.8 Documenting the TB Alert Code and Entering the TB Alert Code in the DDPS

Every time an inmate's TB Alert Code changes, Medical Care Services staff shall complete a CDC Form 128-C or CDC Form 128-C-1. This shall be done within 24 hours of reading the PPD skin test results and diagnosing the inmate's TB status.

If the TB Alert Code is 31, the TB Alert Code shall be documented on the CDC Form 128-C or CDC Form 128-C-1 by the **end of the shift** in which the diagnosis was made.

The TB Alert Code shall be identified on the CDC Form 128-C or CDC Form 128-C-1.

Medical Care Services staff shall input the inmate's TB Alert Code into the DDPS file within **24 hours** of reading the PPD skin test results, diagnosis, or any change in the TB Alert Code.

If the TB Alert Code is 31, the TB Alert Code shall be entered into the DDPS by the **end of the shift** in which the diagnosis was made.

91080.9 Routing and Filing the CDC Forms 128-C and 128-C-1,

Mainline Facilities:

- Medical Care Services staff in mainline facilities shall route the CDC Form 128-C documenting the TB Alert Code to Medical Records by the end of the shift in which the PPD skin test result was read, diagnosis made, or any change to the TB Alert Code.
- Medical Records in mainline facilities shall file the CDC Form 128-C in the inmate's Medical Record within 24 hours of receipt (or by the end of the next business day if received on a weekend or holiday) from Medical Care Services staff.
- Medical Records in mainline facilities shall route the CDC Form 128-C to Case Records within 24 hours of receipt (or by the end of the next business day if received on a weekend or holiday) from Medical Care Services staff.
- Case Records in mainline facilities shall file the CDC Form 128-C in the inmate's C-File as soon as possible. The CDC Form 128-C must be filed prior to transfer endorsement.

Reception Centers:

- Medical Care Services staff in reception centers shall route the CDC Form 128-C or CDC Form 128-C-1 documenting the TB Alert Code to Medical Records after reading the PPD skin test result, diagnosis, or any change in the TB Alert Code.
- Medical Records in reception centers shall file the CDC Form 128-C or CDC Form 128-C-1 in the inmate's Medical Record within five days of reading the PPD skin test, diagnosis, or any change in the TB Alert Code.
- Medical Records in reception centers shall route the CDC Form 128-C or CDC Form 128-C-1 to Case Records before the transfer endorsement can be completed.
- Case Records in reception centers shall file the CDC Form 128-C or CDC Form 128-C-1 in the inmate's C-File before the transfer endorsement can be completed.

91080.10 Reviewing Scheduled Inmate Movement on the CDC Form 7343, Medical Advance Transfer Notice

General Requirements

A CDC Form 7343 generated at each facility shall contain the TB Alert Transportation Instruction for every inmate listed.

The facility's Associate Information System Analyst (AISA) routinely extracts (downloads) information from the DDPS and enables the ATS access to this information during the generation of the CDC Form 7343. ATS reads each inmate's TB Alert Code from the extracted information, generates the appropriate TB Alert Transportation Instruction based on the TB Alert Code, and prints the TB Alert Transportation Instruction on the CDC Form 7343.

Medical Care Services staff shall review the CDC Form 7343 to ensure the appropriate TB Alert Transportation Instructions have been identified and medications are prepared for transfer if appropriate.

CDC Form 7343 Medical Advance Transfer Notice Distribution Instructions

The Inmate TB Alert Coordinator shall walk to Case Records and obtain a copy of the CDC Form 7343 as soon as it is printed and as subsequent changes occur.

CDC Form 7343 Review Instructions

Medical Care Services staff shall review the CDC Form 7343. It is **not necessary** to compare the TB Alert Transportation Instruction with the DDPS TB Alert Code or documentation in the medical record. A visual check of the names and TB Alert Transportation Instructions printed on the CDC Form 7343 along with Medical Care Services staff's knowledge of inmates who are in the infirmary, quarantine, etc., shall be sufficient. This review is intended to ensure all inmates have a Clear For Transportation status and to identify that any recent change in the TB Alert Code not yet entered in DDPS can be identified and arrange transportation arrangements, if necessary.

Medical Care Services staff shall follow instructions for placing Special Transportation Requirements, as described in DOM 91080.11, for any inmate who is TB Alert Code 31, Infectious TB Disease.

Medical Care Services staff shall be responsible for securing medications for inmates who are TB Alert Code 33, TB Infection, Noninfectious, On Medication; or TB Alert Code 43, Diagnosis of Noninfectious TB Disease, On Multiple Medication.

Medical Care Services staff shall be responsible for ensuring transfer medications are at Receiving and Release (R&R) at the time of inmate transfer. If medications are not transferred on the bus, Medical Care Services staff shall telephone Medical Care Services staff at the receiving facility that medications did not transfer with the inmate.

If a TB Alert Code requires change, Medical Care Services staff shall contact Case Records before the end of the shift and document the name of the person contacted and the date of the contact next to the inmate's name on the CDC Form 7343.

Upon completion of review, Medical Care Services staff shall sign the CDC Form 7343 denoting approval and route the CDC Form 7343 to Case Records.

If Medical Care Services staff does not have 24 hours to review the CDC Form 7343, changes and approvals shall immediately be communicated with the appropriate staff by telephone.

91080.11 Special Transportation Requirements

General Requirements

Every inmate who has been diagnosed as Code 31, TB Disease, Infectious, shall be moved only by special transportation using respiratory precautions.

Each facility shall identify Medical Care Services staff who may issue and remove telephone medical holds pending special transportation arrangements. The facility shall also identify Classification and Custody staff who may receive special transportation instructions. The names and telephone numbers of all staff identified in this process shall be documented and distributed.

Medical Care Services staff shall place medical holds pending special transportation arrangements by the end of the shift in which the status was diagnosed. Once an inmate's TB status has changed, a release of special transportation arrangements shall be placed by the end of the shift in which the status was diagnosed.

Placing A Medical Hold Pending Special Transportation Arrangements

Every inmate who has been coded with a TB Alert Code 31, TB Disease, Infectious, shall have a medical hold pending special transportation arrangements. Medical Care Services staff shall place a telephone call to the C&PR, the CC-III, or their designee during regular business hours (the Administrator on Duty [AOD] or their designee during non-business hours) and:

- Identify the inmate as currently infectious.
- Require that the inmate be transferred using special transportation and using respiratory precautions until further notice.

Document the TB Alert Code as described in the DOM 91080.8.

Enter the TB Alert Code as described in DOM 91080.8.

Route and file the documentation as described in DOM 91080.9.

Removing A Medical Hold Pending Special Transportation Arrangements

When an inmate is no longer Code 31, TB Disease, Infectious, the special transportation requirement shall be removed. Medical Care Services staff shall place a telephone call to the C&PR, the CC-III, or their designee during regular business hours (the AOD or their designee during non-business hours) and:

- Identify the inmate as no longer infectious.
- Remove the special transportation requirement.
- Discuss any additional special transport requirements if appropriate.

Document the TB Alert Code as described in DOM 91080.8.

Enter the TB Alert Code as described in DOM 91080.8

Route and file the documentation as described in DOM 91080.9.

91080.12 Inmate TB Alert System Reports

The Inmate Alert System provides two reports, 1) Medical Alert List by Arrival Date and 2) Medical Alert List by Medical Code and two screens 1) Medical Information Screen History--Diagnosis and 2) Medical Information Screen History--Movement. The reports and screens are useful in monitoring an inmate's TB status.

Medical Alert List By Arrival Date

The user of the Inmate TB Alert System selects the desired inmate arrival date. The selected date may be either one single day or a sequence of many days.

The **Medical Alert List by Arrival Date Report** provides the following data elements for every inmate in the facility by date of arrival:

- Bed/Cell--Most current housing status.
- CDC Number.
- Inmate Name.
- Birth Date.
- Age.
- Medical Code.

The **Medical Alert List by Arrival Date Report** may be generated daily and used for:

- Inmate Tracking--Immediate action shall be taken if the inmate's TB Alert Code remains 11 after 72 hours.
- Case contact investigation information.
- Identification of inmates with TB Alert Code 22 who require annual PPD skin testing.
- Identification of inmates with TB Alert Code 31, 32, 33, or 43 who require yearly evaluations for symptoms of coughing, night sweats, fever, and weight loss.
- Assistance with identifying inmates who require Directly Observed Therapy.
- Assistance in Confidential Morbidity Report and Verified Case Report card generation.

Medical Alert List by Medical Code

The **Medical Alert List by Medical Code Report** provides a list of every inmate grouped by TB Alert Codes. The report may be generated by selecting one or a combination of TB Alert Codes.

This report, sorted by medical alert code and description of code, provides the following data elements for every inmate in the facility:

- Bed/Cell--Most current housing status.
- CDC Number.

- Inmate Name.
- Birth Date.
- Age.
- Arrival.

The **Medical Alert List by Medical Code Report** may be generated daily and used for:

- Follow-up of inmates with a TB Alert Code 11 that should have progressed into another code.
- Data surveillance on a daily, weekly, monthly, and annual basis.
- Expediting follow-up care on inmates with TB Alert Code 21, 31, or 32.

Screens

The Medical Information Screen History--Diagnosis.

Medical Information Screen History Diagnosis

The user will read information regarding the inmate's TB history provided on the **Medical Information Screen History--Diagnosis** screen. Refer to the Medical Alert System User's Manual for detailed instructions.

This screen provides the following data elements for every inmate in the facility:

- CDC Number.
- Inmate Name.
- Bed/Cell--Most current housing status.
- Current TB Alert Code.
- Previous medical diagnosis and date of entry.

Uses of the Medical Information Screen History--Diagnosis screen include:

- Current TB Alert Code and date entry.
- Previous medical diagnosis history.

Once this screen is displayed on the DDPS terminal, a screen print may be executed on the printer. Refer to the Medical Alert System User's Manual for detailed instructions.

Medical Information Screen History Movement

The user will read information regarding an inmate's movement history provided on the **Medical Information Screen History--Movement** screen. Refer to the Medical Alert System User's Manual for detailed instructions.

This screen provides the following data elements for every inmate in the facility:

- CDC Number.
- Inmate's Name.
- Bed/Cell--Most current housing status.
- Current TB Alert Code.
- Transaction Message.
- Facility.
- Cell.
- Location.
- Date.
- Previous CDC Number.

Uses of the Medical Information Screen History--Movement include:

- Assistance with case contact investigations.

Once this screen is displayed on the DDPS terminal, a screen print may be executed on the printer. Refer to the Medical Alert System User's Manual for detailed instructions.

91080.13 Weekly Code Review

General Requirements

Medical Care Services staff shall conduct a weekly review of inmates with a TB Alert Code of ___ (blank), 11, 21, or 31. This review shall provide Medical Care Services staff with the ability to ensure that coding and medical follow-up is properly maintained.

Each facility shall identify the Medical Care Services staff who will generate, review, and follow-up on those inmates who are identified with TB Alert Codes 11, 21, or 31.

Weekly Code Review Instructions

Medical Care Services staff shall generate the **Medical Alert List by Arrival Date Report** on the DDPS each Monday morning using the arrival date for the Monday of the previous week and selecting TB Alert Codes of 11, 21, and 31. Refer to Medical Alert System User's Manual for details.

Medical Care Services staff shall review medical records for each inmate who reports a TB Alert Code of 11, 21, or 31.

If the TB Alert Code is 11, the Mantoux PPD skin test shall be read and interpreted or re-administered as appropriate.

If the TB Alert Code is 21, the reviewing Medical Care Services staff shall determine if the diagnosis has been confirmed.

If the TB Alert Code is 31, the reviewing Medical Care Services staff shall determine if the diagnosis can be updated.

If the TB Alert Code is updated to Code 31, Medical Care Services staff shall issue a medical hold pending special transportation arrangements as defined in DOM 91080.11.

Any TB Alert Code changes shall be documented and entered in the DDPS as described in DOM 91080.8.

Route and file the documentation as described in DOM 91080.9.

91080.14 Monthly Reporting

General Requirements

Each facility shall generate the **Medical Alert List By Medical Code Report** at the month's end and use the data to complete the **Interim Tuberculosis Case Report**. This report shall be submitted to the Infectious Disease Control Unit in headquarters.

Monthly Report Instructions

On the morning of the first day of each month, Medical Care Services staff shall generate the **Medical Alert List by Medical Code Report**. Refer to the Medical Alert System User's Manual for details for report generation.

Medical Care Services staff shall complete the **Interim Tuberculosis Case Report** using the information contained in the Medical Alert List by Medical Code Report.

Medical Care Services staff shall submit the **Interim Tuberculosis Case Report** to the Infectious Disease Control Unit in headquarters by the close of business on the 5th of the month.

91080.15 Case Contact Investigation

General Instructions

As soon as a diagnosis of Infectious TB Disease is reasonably established on laboratory, clinical and/or radiographic basis, investigation of contacts shall begin. The TB Alert System can assist facilities to manage case contact investigations.

- The **Medical Alert List by Arrival Dates Report** from the Inmate TB Alert System can assist in verifying all inmates (close contact) who were in the facility during the "period of infectivity."
- The **Medical Alert List by Medical Codes Report** from the Inmate TB Alert System can assist in identifying the TB status of all identified close contacts.

All inmates who have been identified as a close contact to the source inmate should immediately be coded TB Alert Code 11 with the appropriate documentation on the CDC Form 128-C or 128-C-1.

Documentation, coding, routing, and filing for this and subsequent TB Alert Code changes follows the procedures specified in DOM **91080.8** and **91080.9**.

91080.16 TB Documentation for Transfer Endorsement

General Requirements

An inmate's transfer endorsement shall be deferred if the TB Alert Code is not documented on a CDC Form 128-C or CDC Form 128-C-1, Medical/Psychiatric/Dental Chorine, and filed in their C-File at the time of endorsement. The CSR or CC-III (for DPU cases) shall be responsible for deferring endorsement of any case with incomplete TB status information. The inmate's C-File shall have a documented TB Alert Code of 21, 22, 31, 32, 33, or 43. The C&PR or CC-III shall notify Medical Care Services staff of any missing documentation.

Medical Care Services staff is responsible for reviewing the inmate's Medical File, completing or providing the appropriate copy of the CDC Form 128-C or CDC Form 128-C-1 and forwarding it to Case Records within 24 hours from the date of notice by the C&PR or CC-III. Case Records shall file the CDC Form 128-C or CDC Form 128-C-1 in the inmate's C-File within 24 hours.

Classification Referral Instructions

As is current practice, the C&PR, CC-III, or their designee shall audit all files prepared for CSR review and endorsement to ensure proper casework. No case shall be presented for CSR action without a valid TB Alert Code of 21, 22, 31, 32, 33, or 43 documented on a CDC Form 128-C or CDC Form 128-C-1 in the inmate's C-File.

The C&PR, CC-III, or their designee shall notify the Inmate TB Alert System Coordinator in Medical Care Services of the missing CDC Form 128-C or CDC Form 128-C-1 within 24 hours of review. The Inmate TB Alert System Coordinator shall provide the CDC Form 128-C or CDC Form 128-C-1 within 24 hours of notification.

Should a case inadvertently be presented to a CSR for transfer endorsement and lack a valid TB Alert Code of 21, 22, 31, 32, 33, or 43 documented on a CDC Form 128-C or CDC Form 128-C-1, the case shall be deferred. The CSR shall notify the C&PR, CC-III, or their designee of the missing information that same day. The C&PR, CC-III, or their designee shall follow step two above.

Special Transportation Instructions

If an inmate with a TB Alert Code of 11, 21, or 31 requires movement, special transportation arrangements are required. A CDC Form 128-C or CDC Form 128-C-1 shall document a doctor-to-doctor agreement for appropriate housing, type of transportation, and any medical concerns and restrictions per DOM 62080.16. Following transfer endorsement by a CSR, transportation arrangements shall be coordinated by the C&PR, CC-III, or their designee.

The C&PR or CC-III shall refer to DOM 91080.19 for specific guidelines.

If an emergency transfer of an inmate is required for other than medical reasons and the TB Alert Code does not authorize a normal move, the C&PR, CC-III, or their designee shall contact Medical Care Services staff during regular business hours (the Medical Officer on Duty [MOD] during non-business hours) and receive verbal TB Alert Code verification for inclusion on the CDC Form 135, Warden's Check-out Order. If the transfer takes place after regular working hours, arrangements shall be made through the Watch Commander, AOD, MOD, and Supervising RN (SRN) if applicable. Transportation precautions shall be taken accordingly. Within 24 hours of verbal verification, Medical Care Services staff shall provide appropriate documentation on a CDC Form 128-C or CDC Form 128-C-1 to Case Records for inclusion in the inmate's C-File and update the TB Alert Code in DDPS if required. They will also contact the receiving facility's Medical Care Services staff with any relevant medical information pertaining to the transferred inmate.

91080.17 Distribution and Review of the CDC Form 7343

A CDC Form 7343 generated at each facility shall contain the TB Alert Transportation Instruction for every inmate listed.

The facility's AISA routinely extracts (downloads) information from DDPS and enables the ATS access to this information during the generation of the CDC Form 7343. The ATS reads each inmate's TB Alert Code from the extracted information, generates the appropriate TB Alert Transportation Instruction based on the TB Alert Code, and prints the TB Alert Transportation Instruction on the CDC Form 7343.

Medical Care Services staff shall review the CDC Form 7343 to ensure the appropriate TB Alert Transportation Instructions have been identified and medications are prepared for transfer if appropriate.

A description of the TB Alert Transportation Instructions can be found in DOM 91080.19.

CDC Form 7343 Using ATS

AISA shall download DDPS to ATS before the CDC Form 7343 is generated.

Follow the normal process to generate the CDC Form 7343.

CDC Form 7343 Distribution Instructions

The Inmate TB Alert System Coordinator shall walk to Case Records and obtain a copy of the CDC Form 7343 as soon as it is printed and as subsequent changes occur.

CDC Form 7343 Review Instructions

Medical Care Services staff shall immediately notify Case Records of any TB Alert Transportation Instruction changes by telephone.

Upon completion of review, Medical Care Services staff shall sign the CDC Form 7343 denoting approval and route the CDC Form 7343 to Case Records.

If Medical Care Services staff do not have 24 hours to review the CDC Form 7343, changes and approvals shall immediately be communicated with the appropriate staff by telephone.

91080.18 Deletion of Inmates From the CDC Form 7343

Medical Care Services staff shall notify Case Records if an inmate's TB Alert Code has changed.

Inmates remaining on the CDC Form 7343 with a TB Alert Code of 11, 21, or 31 shall not be moved on regular CDC transportation. The

inmate's name shall be deleted from the CDC Form 7343 by telephone request. See DOM 91080.4 for additional information.

If it is necessary to move the inmate, a CDC Form 128-C or CDC Form 128-C-1, documenting the special transportation instructions, shall be requested from Medical Care Services staff.

91080.19 TB Alert Transportation Instructions

The TB Alert Transportation Instructions shall be found on the CDC Form 135. A description of each TB Alert Transportation Instructions is as follows:

TB Alert Transportation Instruction: Med Alert Sp Trans 11.

Meaning: TB status unknown.

Action: Inmates with Code 11 have an unknown TB status, either because their screening test has not yet been performed or has not been read and interpreted. These inmates pose a high risk of transporting TB Infection and cannot be put on regular CDC transportation, including buses and transportation used to move inmates from CDC facilities to CCFs. These inmates shall be transferred by special transportation using respiratory precautions.

TB Alert Transportation Instruction: Med Alert Sp Trans 21.

Meaning: The inmate's PPD was significant and the inmate is being diagnosed for suspected TB Disease.

Action: Inmates with Code 21 had a significant PPD and remain under diagnosis. These inmates pose a high risk of transporting TB Infection and cannot be put on regular CDC transportation, including buses and transportation used to move inmates from CDC facilities to CCFs. These inmates shall be transferred by special transportation using respiratory precautions.

TB Alert Transportation Instruction: Clear For Transportation 22.

Meaning: The inmate's PPD was non-significant and the inmate is cleared for transportation.

Action: Inmates with Code 22 had a non-significant PPD and are not infectious. These inmates shall be transferred by regular CDC transportation.

TB Alert Transportation Instruction: Med Alert Sp Trans 31.

Meaning: The inmate has been diagnosed with infectious TB Disease. Transfer should be done only under the approval and direction of Medical Care Services.

Action: Inmates with Code 31 have TB Disease and are currently infectious. These inmates pose a high risk of transmitting TB Infection and cannot be put on regular CDC transportation, including buses and transportation used to move inmates from CDC facilities to CCFs. These inmates shall be transferred by special transportation using respiratory precautions.

TB Alert Transportation Instruction: Clear For Transportation 32.

Meaning: The inmate's PPD was significant due to prior infection. The inmate is cleared for transport.

Action: Inmates with Code 32 had a significant PPD from prior TB Infection and are not currently infectious. These inmates shall be transferred by regular CDC transportation.

TB Alert Transportation Instruction: INH Medication 33.

Meaning: The inmate has TB Infection but is not infectious. The inmate is on INH medication.

Action: Inmates with Code 33 have TB Infection but are not infectious. Medications shall be transferred with the inmate or Medical Care Services staff shall arrange for medications with the receiving facility. These inmates shall be transferred by regular CDC transportation.

TB Alert Transportation Instruction: Multiple TB Medication 43.

Meaning: The inmate has TB Disease but is not infectious. The inmate is on medication.

Action: Inmates with Code 43 have TB Disease but are not infectious. Medications shall be transferred with the inmate. These inmates shall be transferred by regular CDC transportation.

91080.20 Review of Inmate TB Alert Transportation Instructions by the Transportation Sergeant

The CDC Transportation Sergeant shall be required to review the TB Alert Transportation Instructions of each inmate before boarding the bus. Inmates with TB Alert Codes of 11, 21, or 31 shall not be put on regular CDC transportation, which includes movement from CDC facilities to CCFs. These inmates shall be transferred by special transportation using respiratory precautions.

91080.21 Review of Inmate TB Alert Transportation Instructions by the Receiving and Release Staff

If an inmate arrives at the receiving facility with a TB Alert Code 11, 21, or 31, R&R staff shall immediately notify Medical Care Services staff. The inmate shall be placed in a separate cell until Medical Care Services staff move the inmate to the facility's infirmary.

91080.22 Coordinating With Medical Services-Special Circumstance Moves

If an emergency transfer of an inmate is required for other than medical reasons and the TB Alert Code does not authorize a normal move, the C&PR, CC-III, or their designee shall contact Medical Care Services staff during regular business hours and receive verbal TB Alert Code verification for inclusion on the CDC Form 135 or Warden's Check-out Order. If the transfer takes place after regular working hours, arrangements shall be made through the Watch Commander, AOD, MOD, and SRN if applicable. Transportation precautions shall be taken accordingly. Within 24 hours of verbal verification, Medical Care Services staff shall provide appropriate documentation on a CDC Form 128-C or CDC Form 128-C-1 to Case Records for inclusion in the inmate's C-File and update the TB Alert Code in DDPS if required. They will also contact the receiving facility's Medical Care Services staff with any relevant medical information pertaining to the transferred inmate.

91080.23 Revisions

The Deputy Director, HCSD, or designee shall be responsible for ensuring that the contents of this section are kept current and accurate.

91080.24 References

PC §§ 3053, 5054, 5058, 6006, 6007, and 6008.

Medical Alert System User's Manual.

W&I § 1768.10

ARTICLE 9 — INVOLUNTARY PSYCHOTROPIC MEDICATIONS

Effective June 18, 1997

91090.1 Policy

The Department may administer involuntary psychotropic medication to an inmate if certain procedures are followed.

91090.2 Purpose

The purpose of this Article is to set forth CDC's responsibilities and inmates' rights concerning administration of involuntary psychotropic medications.

91090.3 Definitions**Informed Consent**

Informed consent means that the inmate, without duress or coercion, clearly and explicitly manifests consent to the proposed medication to the treating physician in writing. In order to obtain informed consent, the following information shall be given to the inmate in a clear and explicit manner:

- The reason for treatment, that is, the nature and seriousness of the person's illness, disorder, or defect.
- The nature of the procedures to be used in the proposed treatment, including its probable frequency and duration.
- The probable degree and duration (temporary or permanent) of improvement or remission, expected with or without such treatment.
- The nature, degree, duration, and the probability of the side effects and significant risks, commonly known by the medical profession, of such treatment, including its adjuvants, especially noting the degree and duration of memory loss (including its irreversibility) and how and to what extent they may be controlled, if at all.
- That there exists a division of opinion as to the efficacy of the proposed treatment (if such a division of opinion exists), why and how it works, and its commonly known risks and side effects.
- The reasonable alternative treatments, and why the physician is recommending this particular treatment.
- That the individual has the right to accept or refuse the proposed treatment, and that if he or she consents, he or she has the right to revoke that consent for any reason, at any time prior to or between treatments.

Incompetent to Refuse Medication

An inmate is "incompetent to refuse medication" or "lacks the capacity to refuse medication" if the inmate cannot understand or knowingly and intelligently act upon the information specified under "informed consent"

above. An inmate shall not be deemed incompetent to refuse medication or lacking the capacity to refuse medication solely by virtue of being diagnosed a mentally ill, disordered, abnormal, or mentally defective person.

Gravely Disabled

An inmate is "gravely disabled" if the inmate, as a result of a mental disorder, is unable to use the elements of life that are essential to health and safety including food, clothing, and shelter, even though provided to the inmate by others. Examples of grave disability might include:

- Deterioration in personal hygiene.
- Unable to maintain reasonably clean surroundings.
- Soils clothes, urinates in the bed or on the floor, smears feces on the wall or on the body.
- Unable or refuses to shave, take shower, change clothes to the degree that the body smells and becomes very dirty and unhygienic.
- Refusal of food.
- Refuses to go to the dining room, or refuses food when tray is brought.
- Throws food away without eating or unable to eat without one-to-one assistance.
- Loss of weight and poor nutritional condition due to poor eating or starvation.
- Destructive behavior.

Sets fire in the cell or mattress without regard for safety consequences.

- Floods the cell.
- Breaks windows.

Danger to Others

An inmate is a "danger to others" only if at least one of the following exist:

- The inmate has attempted, inflicted, or made a serious threat of substantial physical harm upon the person of another, after having been taken into an inpatient psychiatric unit and who presents, as a result of mental disorder, a demonstrated danger of inflicting substantial physical harm upon others.
- The inmate has attempted or inflicted physical harm upon the person of another, that act having resulted in being taken into the inpatient psychiatric unit, and the person presents, as a result of mental disorder, demonstrated danger of inflicting substantial physical harm upon others.
- The inmate had made a serious threat of substantial physical harm upon the person of another within seven days of being taken into an inpatient psychiatric unit, that threat having at least in part resulted in being taken into the inpatient psychiatric unit, and the person presents, as a result of mental disorder, demonstrated danger of inflicting substantial physical harm upon others.

Danger to Self

An inmate is a "danger to self," if, as a result of a mental disorder, the inmate, while in an inpatient psychiatric unit, threatens or attempts to take his or her own life or threatens, attempts, or inflicts serious physical injury on him/herself and who continues to represent an imminent threat of taking his or her own life or an imminent threat of inflicting serious physical injury on him/herself.

Inpatient Psychiatric Unit

An inpatient psychiatric unit is any inmate housing in which both psychiatric care and 24-hour nursing care is accessible.

Involuntary Medication

Involuntary medication refers to the administration of any psychotropic or anti-psychotic medication or drug to any person by the use of force, discipline, or restraint. It includes the administration of any such medication or drug to a person who does not give informed consent as defined herein.

Psychotropic or Antipsychotic Drugs

The terms "psychotropic drugs" and "anti-psychotic drugs" refer to drugs or medications used in the treatment of mental disease, mental disorder, or mental defect.

91090.4 General Provisions

Involuntary medication shall not be used:

- To control behavior that is not related to a diagnosable psychiatric disorder.
- When an inmate is capable of giving informed consent and objects to such medication, unless dangerous to self or others.

Involuntary medication shall not be given:

- In doses above approved levels unless approved by a written statement in the inmate's medical record by the Health Care Manager (HCM) or Chief Psychiatrist (CP).
- For purposes other than those for which the drug is approved by the Food and Drug Administration or by community standards of professional practice.

91090.4.1 Involuntary Medication Log

A continuous daily log of all involuntary medications administered shall be maintained by the medication nurse or MTAs/LVNs under the direction of the SRN in the unit or nursing station. Each entry in the log shall include:

- Inmate's name and CDC number.
- Physician ordering the medication.
- Reason for medication.
- Date of initial involuntary medication.
- Date, time, route of administration, and whether accompanied by use of restraint for each involuntary medication.
- Date of scheduled certification review hearing and result.
- Expiration date of judge's order, if any, authorizing administration of involuntary medication.
- Expiration date of certification period (no later than 24 days after day 1 of involuntary medication).
- Expiration date of interim order for psychotropic medication (no later than 47 days after day 1 of involuntary medication).

The log shall be reviewed and signed monthly by the HCM/CP.

91090.4.2 Place of Involuntary Medication Administration

Involuntary psychotropic medication may not usually be administered to an inmate in a housing unit. Prior to the administration of such medication, the inmate shall usually be transferred to the:

- Hospital.
- Clinic.
- Emergency room.
- Infirmary.
- Inpatient psychiatric unit.

If a physician determines that transfer of the inmate to such a medical setting would pose a greater risk to the inmate and staff than the risk involved to the inmate in receiving medication in a non-medical setting, the medication may be administered in the housing unit, or other location, provided that:

- Custody staff shall be alerted, orally and in writing on a CDC Form 7219, Medical Report of Injury or Unusual Occurrence, by medical staff that medication has been administered, the time and date of administration, and possible side effects that may develop.
- In all cases where it is both feasible and medically desirable, a fast-acting medication shall be utilized to facilitate the inmate's rapid transfer to a medical setting.
- A staff psychiatrist shall consider the inmate for transfer to a medical setting from his cell at least once a day after the injection for the effective duration of the medication. The staff psychiatrist shall note his/her observations and decision in writing. The inmate shall be transferred to a medical setting no later than 72 hours after the injection if the effective duration of the drug administered exceeds that time period.

91090.4.3 Medication Supervision

A physician or RN shall be physically present to observe the administration of involuntary medication. The physician's progress notes or the nursing notes shall include:

- Personnel administering the medication.
- Observation.
- Location of administering of the medication.
- Resistance.
- Force.
- Injury.
- Reaction.

91090.4.4 Documentation

Documentation of dangerousness or of grave disability and incompetence to render an informed consent shall be entered in the medical/psychiatric file.

91090.5 Emergency Medication

In the clinical judgment of a physician that an emergency situation exists, the physician may order involuntary medication for a period not to exceed 72 hours. An emergency exists when there is a sudden marked change in the inmate's condition so that action is immediately necessary for the preservation of life or the prevention of serious bodily harm to the inmate or others, and it is impracticable to first obtain consent. If psychotropic medication is administered during an emergency, such medication shall be only that which is required to treat the emergency condition and shall be provided in ways that are least restrictive of the personal liberty of the inmate. The physician shall document that informed consent information was given or if not, the reason it was not given.

91090.6 Procedures for Long-Term Involuntary Medication, up to 24 Days

If involuntary medication has been administered to an inmate for 72 hours or less, the inmate may be certified for an additional 21 days of involuntary medication related to the mental disorder when both of the following conditions are met:

- The clinical staff of the facility where the inmate is incarcerated has evaluated the inmate's condition and found that the inmate is, as a result of mental disorder, any of the following:
 - Gravely disabled and incompetent to refuse medication.
 - A danger to self.
 - A danger to others.
- The inmate has been advised of the need for, but has not been willing to accept, medication on a voluntary basis.

91090.6.1 Notice of Certification

For an inmate to be certified for involuntary medication for 21 days beyond the initial 72 hours, a notice of certification shall be signed by two people. The first person shall be the CP or designee. A designee of the CP shall be a psychiatrist or a licensed psychologist who has a doctoral degree in psychology and at least five years of postgraduate experience in the diagnosis and treatment of emotional and mental disorders.

The second person shall be the physician or psychologist who participated in the evaluation. The physician shall be, if possible, a board certified psychiatrist. The psychologist shall be licensed and have at least five years of postgraduate experience in the diagnosis and treatment of emotional and mental disorders.

If the CP, or designee, is the physician or psychologist who performed the evaluation, the second person to sign shall be another physician or psychologist unless one is not available, in which case a social worker or an RN who participated in the evaluation shall sign the notice of certification.

CDC Form 7363, Notice of Certification

A CDC Form 7363, Notice of Certification, is required for all persons certified for the additional 21 days beyond the initial 72 hours of involuntary medication.

91090.6.2 Inmate Copy of CDC Form 7363

A copy of the CDC Form 7363 shall be personally delivered to the certified inmate, the inmate's attorney, or the attorney or advocate designated. The certified inmate shall also be asked to designate any person who is to be sent a copy of the certification notice. If the certified inmate is incapable of making this designation at the time of certification, the inmate shall be asked to designate a person as soon as the inmate is capable. Delivery of the notice shall take place within five days after the initial involuntary medication.

91090.6.3 Information Required to be Given to Certified Inmate

At the time of delivery of the CDC Form 7363, the inmate shall be informed, through use of the CDC Form 7366, Inmate Rights, Authorization for Involuntary Medication, that he or she is entitled to a certification review hearing, to be held within ten days of the initial involuntary medication, unless judicial review is requested, to determine whether or not probable cause exists to subject the inmate to involuntary medication related to the mental disorder.

The certified inmate shall be informed of his or her rights with respect to the certification review hearing, including the right to the assistance of another person to prepare for the hearing and/or to answer other questions and concerns regarding involuntary medication.

The person delivering a copy of certification to the certified inmate shall inform the inmate, at the time of delivery, of the legal right to judicial review by habeas corpus, shall explain that term to the certified inmate, and inform the inmate of the right to counsel, including court appointed counsel.

91090.6.4 Preparing for a Certification Review Hearing

As soon as practical after the certification, an attorney/advocate shall meet with the inmate to discuss the involuntary treatment process and to assist the inmate in preparing for the certification review hearing, or to answer questions or otherwise assist the inmate in preparing for the hearing. The attorney or advocate shall be provided with timely access to:

- Health care records.
- C-File.
- All documents and files relied upon in seeking authorization to involuntarily medicate the inmate.

When the inmate is unable or unwilling to sign such a release, the staff of the facility, upon satisfying itself of the identity of the attorney/advocate, and of the fact that the attorney/advocate does represent the interests of the inmate, shall release all such information and records relating to the inmate.

91090.6.5 Certification Review Hearing

When an inmate has been certified for involuntary medication, a certification review hearing shall be held:

- Within ten days of the initial involuntary medication, unless postponed for up to 48 hours by inmate, attorney, or advocate.
- Unless judicial review has been requested by the inmate seeking a petition for a writ of habeas corpus.

91090.6.5.1 Certification Review Hearing Officer

Certification review hearings shall be conducted by either a court-appointed commissioner or referee, or a certification review hearing officer.

The certification review hearing officer shall be one of the following:

- A State-qualified administrative law hearing officer.
- A medical doctor.
- A licensed psychologist.
- An RN.
- A lawyer.
- A licensed clinical social worker.

Licensed psychologists, licensed clinical social workers, and RNs who serve as certification review hearing officers shall have a minimum of five years' experience in mental health. Certification review hearing officers shall be selected from eligible persons unanimously approved by a panel composed of the local mental health director, the public defender, and the DAs of the county in which the facility is located. No employee of CDC shall serve as certification review hearing officer.

Certification Review Hearing Officers shall be initially identified by the Regional Senior Psychologists of HCSO, Operations. LAD shall be responsible for submitting the proposed names to the Public Defender, DA, and the Mental Health Director of the county in which the facility is located. Once approval is obtained, LAD shall notify the Keyhea coordinator at the facility.

To identify counsel to represent an inmate in a Keyhea proceeding, LAD shall consult the Public Defender of the county in which the facility is located. If the Public Defender is unwilling or unable to represent the inmate, then he or she shall be asked for a recommendation of other persons who would be able to serve in that capacity. Once the person has been identified, LAD shall notify the Keyhea coordinator at the facility.

91090.6.5.2 Location of Certification Review Hearings

The certification review hearing shall be:

- Conducted at the facility where the certified inmate is receiving treatment.
- Conducted in a location that is compatible with and least disruptive of the treatment being provided to the inmate.

91090.6.5.3 Presentation of Evidence at Certification Review Hearing

The evidence in support of the certification decision shall be presented by a person designated by the Warden of the facility. The certified inmate shall be present at the hearing unless he or she, with the assistance of the attorney or advocate, waives the right to be present.

91090.6.5.4 Inmate's Rights at the Certification Review Hearing

At the certification review hearing, the certified inmate shall have the following rights, that shall be explained to him/her through the use of CDC Form 7366, as required in DOM 91090.6.3:

- Assistance by an attorney/advocate.
- To present evidence on his/her own behalf.

- To question persons presenting evidence in support of the certification decision.
- To make reasonable requests for the attendance of facility employees who have knowledge of, or participated in, the certification decision.

91090.6.5.5 Procedures Regarding Certification Review Hearing

If the inmate has received medication within 24 hours or such longer period of time as the person conducting the hearing may designate prior to the beginning of the hearing, the person conducting the hearing shall be informed of that fact and of the probable effects of the medication.

The hearing shall be conducted in an impartial and informal manner in order to encourage free and open discussion by participants. The person conducting the hearing shall not be bound by rules of procedure and evidence applicable in judicial proceedings.

All evidence that is relevant to establishing that the certified inmate is or is not, as a result of mental disorder, either gravely disabled and incompetent to refuse medication or a danger to others or a danger to self may be admitted at the hearing and considered by the hearing officer.

At the conclusion of the certification review hearing, if the person conducting the hearing finds that there is not probable cause to believe that the certified inmate is, as a result of mental disorder, either gravely disabled and incompetent to refuse medication or a danger to others or to self, then the certified inmate may no longer be involuntarily medicated. Physicians at the institution shall ensure that withdrawal from medication is accomplished in a medically appropriate manner.

In determining whether there is probable cause to believe that the inmate is incompetent to refuse medication, the person conducting the certification review hearing shall determine whether there is probable cause to believe that the inmate is incapable of understanding or intelligently acting on the informational factors listed in the definition of "informed consent."

If at the conclusion of the certification review hearing the person conducting the hearing finds that there is probable cause to believe that the certified inmate is, as a result of mental disorder, either gravely disabled and incompetent to refuse medication or a danger to others or to self, then the inmate may be involuntarily medicated for a period of upto 21 additional days beyond the end of the 72 hour period following the initial involuntary medication.

The certified inmate shall be given oral notification of the decision at the conclusion of the certification review hearing. The attorney or advocate for the certified inmate and the Warden of the facility where the inmate is receiving medication shall be provided with a written notification of the decision including a statement of the evidence relied upon and the reasons for the decision. The CDC Form 7367, Certification Hearing Notice, shall be used to satisfy this requirement. The attorney or advocate shall notify the certified inmate of the certification review hearing decision and of the inmate's right to file a request for termination of involuntary medication and to have a hearing on the request before an administrative law judge. A copy of the decision of the hearing officer and certification notice shall be submitted to the administrative law judge.

91090.7 Procedures for Long-Term Involuntary Medication for More Than 24 Days

Inmates who have been certified for the additional 21 days of involuntary medication shall not be involuntarily medicated beyond 24 days after the initial involuntary medication, unless an order has been obtained from an administrative law judge in accordance with the procedures set forth below.

Once involuntary medication has begun, the total period of involuntary medication, including intervening periods of voluntary treatment, shall not exceed the total maximum period during which the inmate could have been involuntarily medicated if the inmate had been medicated continuously on an involuntary basis, from the time of the initial involuntary medication.

91090.7.1 Filing of Petitions, Temporary Order, Service on Inmate

Prior to involuntarily medicating an inmate for more than 24 days, CDC's LAD, or other counsel in accordance with State law, shall file a petition with the Office of Administrative Hearings seeking an order authorizing involuntary medication. The petition filed with the Office of Administrative Hearings shall meet the requirements set forth in Section III-A of the permanent injunction, dated October 31, 1986 and any subsequent modification to that injunction, in the matter of Keyhea v. Rushen (178 Cal. App. 3d 526). CDC shall ensure that the inmate is provided with the procedural protections set forth above.

An administrative law judge may authorize CDC to involuntarily medicate an inmate for a period of no more than 23 days beyond the end of the certification period, if CDC petitions for a temporary order and submits supporting affidavits clearly establishing the necessity for the temporary

order. CDC must provide three-days notice to the inmate and to his or her attorney (if one has been appointed or retained) of the request for a temporary order. The petition and supporting documents requesting the temporary order must be personally served on the inmate and his or her attorney at least three days prior to the judge's ruling on the temporary order.

91090.7.2 Procedural Protections

The inmate or his/her attorney may file a response to the petition within five days of the service of the petition on the inmate or attorney. The facility shall file the petition and personally serve a copy of the petition on the inmate or attorney at least 15 days prior to the hearing on the petition. In lieu of personal service on the inmate's attorney, he/she may be served by mail at least 20 days prior to the hearing. At least 15 days prior to the hearing, the facility shall serve a copy of the petition on the inmate's next-of-kin or on the persons listed in the inmate's records maintained by the facility to receive notification in case of emergency. Service on such individuals may be made by mail.

91090.7.3 An Inmate's Right to Assistance of Counsel

Any attorney appointed or otherwise obtained shall be provided timely access to all documents specified in the section above relating to preparation for the certification review hearing.

91090.7.4 Inmate's Attendance at Judicial Hearing

The inmate shall be present at the hearing except:

- Where the inmate is unable to attend the hearing by reason of medical inability, and CDC obtains an order from an administrative law judge authorizing the nonattendance of the inmate.
- If the petition alleges or the CDC contends the inmate is unable to attend the hearing because of medical inability, such inability shall be established by affidavit/certificate of a licensed medical practitioner. This document is evidence only of the inmate's inability to attend the hearing and shall not be considered in determining the issue of need for an order authorizing involuntary medication. Emotional or psychological instability is not good cause for the absence of the inmate from the hearing unless attendance is likely to cause serious and immediate psychological damage to the inmate.
- Where an investigator, or the prisoner's attorney, reports to the administrative law judge that the inmate has expressly communicated his/her refusal to attend the hearing or does not wish to contest the petition.
- If the petition alleges or CDC contends that the inmate is not willing to attend the hearing, or upon the filing of an affidavit or certificate attesting to the medical inability of the inmate to attend the hearing, CDC shall request that an investigator or the inmate's attorney be directed to do all of the following:
 - Interview the inmate personally.
 - Inform the inmate of:
 - The contents of the petition.
 - The nature, purpose, and effect of the proceeding.
 - The right to oppose the proceeding, attend the hearing, have the matter tried by jury, be represented by legal counsel if he/she so chooses, and have legal counsel appointed if unable to retain legal counsel.
 - Determine whether it appears that the inmate is unable and/or unwilling to attend the hearing.
 - Determine whether the inmate wishes to contest the petition.
 - Determine whether the inmate wishes to be represented by legal counsel and, if so, whether the inmate has retained legal counsel and if not, the name of an attorney the inmate wishes to retain.

91090.7.5 Right to Expedited Hearing

The inmate or attorney shall have the right to file a written demand for an expedited judicial hearing on the petition. If the demand is filed, the hearing shall commence within ten days of the date of filing.

91090.8 Rehearing Rights

Once a judge has issued an order authorizing involuntary medications, the inmate has a right to petition the administrative law judge for a rehearing to contest whether he/she presently is a danger to others; a danger to self; or gravely disabled and incompetent to refuse medication. No further petition for rehearing shall be submitted for a period of six months.

91090.9 Initiation of Long-Term Involuntary Medication Within 30 Days of Judicial Denial of Petition

In the event an inmate who has been found by the administrative law judge not to meet the criteria for involuntary medication within the preceding 30

days is administered anti-psychotic medications in an emergency, and such emergency condition is likely to last beyond 24 hours, the treating physician shall file a new petition within 48 hours. The inmate or his/her attorney may file a request for an expedited hearing on the petition. If such a request is filed, the hearing shall be held within five days of the filing of the request.

91090.10 Renewal of Involuntary Medication Orders

No later than one month before an order authorizing the administration of involuntary medication is due to expire, the clinical staff of the facility where the inmate is currently housed shall evaluate the inmate to determine whether renewal of the order is appropriate. Renewal is appropriate if the inmate, even after administration of anti-psychotic medication, still has no insight into his/her mental illness, if he/she refuses to accept that he/she has a mental illness or needs medication, or if it is clear that the inmate, but for the medication, would be dangerous or gravely disabled once again. If clinical staff determine that renewal is appropriate, the procedures outlined in these sections for filing of petitions shall be followed (i.e., no certification or certification review hearing is necessary).

91090.11 Revisions

The Deputy Directors, HCS and LAD, or designees are responsible for ensuring that the contents of this section are kept current and accurate.

91090.12 References

PC § 2600.

CCR (15) (3) § 3364.

DOM §§ 62030, 62050, and 62080.

Keyhea v. Rushen (178 Cal. App. 3d 526).

The Consent Decree entered in Whitaker v. Rushen, (USDC, No. C-81-3284 SAW (N.D. Cal).

In re Conservatorship of Walker, (206 Cal.App.3d 1572), (254 Cal.Rptr. 552 (5th DCA, 1989).

ARTICLE 10 -ADVANCE DIRECTIVES AND DO NOT RESUSCITATE ORDERS

Effective July 2006

91100 Policy

The California Department of Corrections and Rehabilitation (CDCR) recognizes that an inmate has the fundamental right to control decisions relating to his or her own health care, including the decision to have life-sustaining treatment withheld or withdrawn. The CDCR shall provide general information to all inmates about the use of Advance Directives (AD).

91100.1 Purpose

The purpose of this Article is to inform inmates that they have the right to make decisions about their health care; may use advance directives to document these decisions; may execute a power of attorney for health care; and may appoint an eligible person to make health care decisions for them should they become incapacitated.

91100.2 Definitions

The following definitions shall apply to this Article.

“**Advance Health Care Directive**” or “**Advance Directive**” means either an individual health care instruction or a power of attorney for health care.

“**Agent**” means an individual designated in a power of attorney for health care to make a health care decision for the principal, regardless of whether the person is known as an agent or attorney-in-fact, or by some other term. “Agent” includes a successor or alternate agent.

“**Capacity**” means a person's ability to understand the nature and consequences of a decision and to make and communicate a decision, and includes in the case of proposed health care, the ability to understand its significant benefits, risks, and alternatives.

“**Conservator**” means a court appointed conservator having the authority to make a health care decision for a patient.

“**Do-Not-Resuscitate Order**” means a written order, which directs that resuscitation efforts (i.e., intubations and assisted mechanical ventilation, cardiac compression, defibrillation, and administration of cardio-tonic drugs) not to be initiated in the event of cardiac and/or respiratory arrest.

“**Effective Communication**” is the means by which information is translated and is understood by the intended party through speech, signals, or writing. The method of communication, which may include auxiliary aids, shall be determined on a case-by-case basis and shall be documented when utilized for health care contacts.

“**Health care**” means any care, treatment, service, or procedure to maintain, diagnose, or otherwise affect a patient's physical or mental condition.

“**Health care decision**” means a decision made by an inmate-patient, or the inmate-patient's agent, conservator, or surrogate, regarding the inmate-patient's health care, including the following:

- Approval or disapproval of diagnostic tests, surgical procedures, and programs of medication.
- Directions to provide, withhold, or withdraw artificial nutrition, hydration, and all other forms of health care, including cardiopulmonary resuscitation (CPR).

“**Health care provider**” means an individual licensed, certified, or otherwise authorized or permitted by the law of this State to provide health care in the ordinary course of business or practice of a profession.

“**Individual health care instruction**” means a patient's written or oral direction concerning a health care decision for the patient.

“**Inmate**” means an adult inmate under the jurisdiction of the CDCR.

“**Licensed health care facility**” means a health care facility licensed by the California Department of Health Services, and includes Correctional Treatment Centers (CTC), Skilled Nursing Facilities (SNF), and General Acute Care Hospitals (GACH), and other facilities included in California Health and Safety Code § 1250.

“**Patient**” means an adult inmate whose health care is under consideration, and includes a principal under a power of attorney for health care and an adult inmate who has given an individual health care instruction or designated a surrogate.

“**Physician**” means a physician and surgeon licensed by the Medical Board of California or the Osteopathic Medical Board of California.

“**Primary Care Physician**” means a physician, nurse practitioner, or physician assistant designated to have primary responsibility for the patient's health care or, in the absence of a designation or if the designated physician is not reasonably available or declines to act as primary physician, a physician who undertakes the responsibility.

“**Principal**” means an adult who executes a power of attorney for health care.

“**Power of Attorney for health care**” means a written instrument designating an agent to make health care decisions for the principal.

“**Reasonably available**” means readily available to be contacted without undue effort and willing and able to act in a timely manner considering the urgency of the patient's health care needs.

“**Supervising health care provider**” means the Chief Medical Officer or other designated Physician Manager.

“**Surrogate**” means an adult, other than an inmate-patient's agent or conservator, authorized to make a health care decision for the inmate-patient.

91100.3 Promoting the use of Advance Directives.

Information and forms concerning AD will be provided/available to the inmate population in designated locations in the institutions (e.g., clinics, law library, CTC).

91100.4 Designation of Agents

Revised September 25, 2007

The inmate-patient may choose a family member as defined in Section 3000 of the Title 15 or close friend who is available and agreeable to assume the responsibility as an agent. If possible, the inmate-patient should get the consent of the potential agent before that person is designated and discuss his or her wishes with the agent in advance.

Supervising health care providers and CDCR employees (unless related to the inmate-patient by blood, marriage, or adoption, or is a registered domestic partner of the inmate-patient), may not serve as an inmate-patient's agent.

91100.4.1 Consent to Disclosure

A person then authorized to make health care decisions for an inmate-patient has the same rights as the inmate-patient to request, receive, examine, copy, and consent to the disclosure of any medical or other health care information as long as:

- The information is necessary to carry out his/or her duties.
- The person is not specifically excluded in an AD from doing so.

91100.4.2 Priority of Agents

An available agent has priority over any other person in making health care decisions, except where a surrogate has been designated. If a surrogate has been designated, the surrogate has priority over any other person, including a designated agent. If a court appoints a conservator for an inmate, CDCR shall comply with applicable court orders and/or mandates.

91100.4.3 Agent Revocation

An inmate-patient, having capacity, may revoke the designation of an agent by a signed writing or by personally informing the supervising health care provider.

91100.5 Designation of Surrogates

An inmate-patient may designate another adult as a surrogate to make health care decisions by personally informing the supervising health care provider. The health care provider shall promptly record the oral surrogate designation in the inmate-patient's health care record. A surrogate designation is only effective during the course of treatment for an illness or during the stay in the licensed health care facility when the designation is made or for sixty days, whichever period is shorter.

Supervising health care providers and CDCR employees (unless related to the inmate-patient by blood, marriage, or adoption, or is the registered domestic partner of the inmate-patient) may not serve as an inmate-patient's surrogate.

A surrogate must act in accordance with the inmate-patient's known desires or the surrogate's determination of the inmate-patient's best interests.

91100.5.1 Surrogate Revocation

An inmate-patient, having capacity, may disqualify another person at any time, including a member of the inmate-patient's family, from acting as the inmate-patient's surrogate by a signed writing or by personally informing the supervising health care provider of the disqualification.

91100.6 Revocation of an AD

An inmate-patient having capacity may revoke all or part of an AD in any manner that communicates intent to revoke, except the designation of an agent, which must be revoked in writing or by personally informing the supervising health care provider of the disqualification.

91100.7 Non-original copies of an AD

A copy of a written AD, revocation, or designation/disqualification of a surrogate, has the same effect as the original.

91100.8 Conflicting Advance Directives

A later AD that conflicts with an earlier AD revokes the earlier AD to the extent of the conflict.

91100.9 Verbal Health Care Decisions or Instructions

When an inmate-patient verbally expresses a health care decision or instruction to a health care staff person, the health care staff person shall ensure that the specific decision or instruction is documented appropriately.

Additionally, the health care staff person shall inform the inmate-patient of the AD process. If the inmate-patient wishes to complete an AD, the health care staff person shall provide the inmate-patient with the CDCR Form 7421, Advance Directive, and assist the inmate-patient in its preparation as necessary.

91100.10 Declining to comply with an Advance Directive, Health Care Decision, or Instruction

Health care providers may decline to comply with an inmate-patient's AD, health care decision, or health care instruction for such reasons as:

- Reasons of conscience.
- The AD health care decision or instruction is contrary to the CDCR policy.
- The AD health care decision or instruction requires medically ineffective health care and is contrary to health care standards.

A health care provider that declines to comply with an AD health care instruction or health care decision shall do all of the following:

- Promptly inform the inmate-patient, if possible, and any agent or surrogate authorized to make health care decisions for the inmate-patient of the decision.
- Document the decision in the inmate-patient's health record.

91100.11 Health Care Providers Responsibility

Health care providers caring for an inmate-patient shall:

- Request a copy of the AD for inclusion and maintenance in UHR.
- Communicate the health care decision and the identity of the person making the decision to the inmate-patient prior to implementation, if possible.
- Record the existence of an AD, revocation, or designation of a surrogate in the inmate-patient's UHR.
- Comply with an inmate-patient's health care instruction.
- Comply with the reasonable interpretation of the health care decisions made by the person authorized to make those decisions on behalf of the inmate-patient.

91100.12 Institution Staff Responsibility

The responsibilities of institutional staff concerning an AD are as follows:

Health Care Manager (HCM) or **Chief Medical Officer (CMO)** or designee shall ensure CDCR Form 7421 and instructions are provided for each inmate-patient as part of the admission procedure to any CDCR licensed health care facility.

Health Care Staff shall ask upon admission of an inmate-patient to a CDCR licensed health care facility, if an AD has ever been completed, either in California or any other state.

- If an AD has been completed, the health care staff shall:
 - Verify whether a current copy is in the UHR.
 - Notify the primary care provider.
 - Review the AD with the inmate-patient to determine if it is still current.
 - File a copy of the document in the inmate-patient's inpatient health care chart and ensure that the original document is filed in the inmate-patient's UHR.
- If an AD has not been completed the health care staff shall:
 - Explain the benefits of completing an AD.
 - If the inmate-patient wishes to complete an AD, the health care staff person shall give the inmate-patient the CDCR Form 7421.
 - Provide assistance to the inmate-patient, if necessary, for completion and understanding of the CDCR Form 7421.
 - Notify the physician staff of the CDCR Form 7421.
 - File a copy of the CDCR Form 7421, in the inmate-patient's inpatient health care chart and ensure that the original document is filed in the inmate-patient's UHR.

If the inmate-patient chooses not to complete an AD, health care staff shall document the offering and explaining the AD to the inmate-patient in the UHR.

91100.13 Screening for Effective Communications, Mental Health, Developmental Disability, and Physical Disability

For CDCR Form 7421 submitted by inmate-patients housed in a non-licensed bed, the HCM or designee shall review and screen the AD submitted by inmates as follows:

- HCM/designee shall review the institutions' roster of inmates who have Effective Communication (EC) needs.
- HCM/designee will complete the screening portion of CDCR Form 7421 identifying the inmate as one of the following:
 - No EC assistance needed.
 - Identify the type of EC assistance needed.
 - Mental Health, identified level of care.
 - Developmental Disability, identify designation.
 - Physical Disabilities, identify disability.
- If during screening it is determined that assistance is necessary, the HCM/designee will interview the inmate-patient with the CDCR Form 7421 to determine whether or not they understand the form. The HCM/designee shall document his/her findings.
 - If through the interview, the HCM/designee determines the inmate needs assistance with understanding the medical aspects of the CDCR Form 7421, the HCM/designee shall provide the needed assistance and will document the assistance provided on the form.
 - If the inmate-patient understands the medical aspects of the CDCR Form 7421, the HCM/designee shall forward the document to the Health Records Technician II (HRT-II).
 - If the inmate-patient does not understand the CDCR Form 7421, due to mental health concerns, the HCM/designee shall refer the inmate-patient to the Chief Psychiatrist or designated mental health care professional. The Chief Psychiatrist or designated mental health care professional will meet with the inmate patient, meet with him/her to determine whether or not the inmate has the mental capacity to make a decision regarding future health care, advise the inmate-patient of their decision, and document it on the CDCR Form 7421.
 - Upon completion, the mental health care professional will return the CDCR Form 7421 to the HRT-II.

- If the mental health care professional determines that the inmate does have the mental capacity to make the decision, the mental health professional will return the CDCR Form 7421. The HRT-II will then forward the form to the institution notary for further processing (i.e. verification of inmate identity and signature, notary public signature, and placement of official seal).
- If the mental health care professional determines that the inmate does not have the mental capacity, the HRT-II will file the document in the UHR, stamping the CDCR Form 7421 as INVALID in red ink, without further processing.

The HRT-II will process the CDCR Form 7421, as follows:

- The HRT-II shall maintain a tracking log of all AD.
- If no assistance is required to the inmate submitting an AD, the HRT-II shall request notary services to notarize the inmate-patient signature on the CDCR Form 7421.
- Upon completion, the notary will return the CDCR Form 7421 to the HRT-II who will log its receipt and place it in the inmate-patient's UHR.
- The HRT-II shall process the CDCR Form 7421 within 30 days of receipt.

91100.14 Prerequisites for a Valid Written CDCR Form 7421

All of the following criteria must be met in order for a CDCR Form 7421 to be legally sufficient.

- The AD must be signed by the inmate-patient.
- The signature must be dated.
- The AD must be notarized.
- The AD must comply with all requirements for agents (See §91100.4), if an agent is designated.

The use of a particular AD form is not necessary, and if a form is used, it is valid even if it has been changed and/or only partially completed. If the AD is executed and valid in another state or jurisdiction, it shall be enforceable to the same extent as an AD validly executed in California.

91100.15 Filing the AD in the UHR

Upon receipt of a valid AD, health records staff shall file it in the health record, flag the health record by stamping the cover "ADVANCE DIRECTIVE," and inserting a yellow sheet of paper in the green section (labeled "Medico-Legal"). The yellow sheet shall be clearly marked in red ink with the statement "This Record Contains an Advance Health Care Directive." A copy of the document shall be filed in the most current volume of the UHR.

91100.16 Do Not Resuscitate Order

CPR shall be initiated in all cases of cardiac and/or respiratory arrest except when a valid Do Not Resuscitate (DNR) order has been properly documented in the inmate-patient's UHR.

If an inmate-patient has capacity and wishes to have resuscitation measures initiated, that desire shall be followed. If an inmate-patient has capacity and decides to have resuscitation measures withheld, that desire should be followed. If an inmate-patient does not have capacity, a decision regarding the use of CPR shall be made by an agent or surrogate based on previously expressed desire of the inmate-patient. The treating physician shall seek the concurrence of the inmate-patient or the agent or surrogate before writing a DNR order.

A DNR order may be written in the UHR when, in the treating physician's judgment, an inmate-patient is terminally ill and no reasonable treatment for the underlying disease process remains available. The decision to write a DNR order shall be made by the treating and/or designated physician and shall be based on:

- The right of the patient or his/her surrogate decision-maker to refuse medical care, even when it could prolong life; and
- The medical judgment that the potential benefits of resuscitation, assessed in context of the inmate-patient's total medical condition, no longer justify initiation of resuscitation efforts.

A DNR order shall be implemented with the understanding that every effort shall be made to relieve the patient's suffering and maintain comfort. A DNR order does not imply that other therapeutic measures necessary to promote comfort should not be provided (e.g., palliative treatment for pain, dyspnea, major hemorrhage, or other medical conditions).

The treating physician shall be responsible for determining whether an inmate-patient is capable of making health care decisions and discussing the possibility of cardiopulmonary arrest. The physician shall describe the

procedures performed during CPR, including the likelihood of success and the potential adverse consequences, and encourage the inmate-patient to express whether he/she would prefer resuscitation to be performed. These discussions should be initiated as early as possible during hospitalization or placement in a CDCR licensed health care facility. If there is a question concerning an inmate-patient's capacity to make informed health care decisions, the treating physician shall request a psychiatric consult.

If the inmate-patient is unable to communicate informed health care decisions, or lacks capacity to make health care decisions, and has not designated an agent or surrogate either orally or via an AD, the treating physician shall work with the Office of Legal Affairs to identify an appropriate surrogate. The physician shall advise the surrogate of the inmate-patient's diagnosis and prognosis, and request that a decision be made on behalf of the inmate-patient regarding the initiation of CPR.

91100.16.1 Documentation

The treating physician shall write the DNR order on the Physician's Order sheet in the inmate-patient's UHR, and briefly state the inmate-patient's terminal diagnosis. Additionally, the physician shall document the following in the patient progress notes:

- The medical diagnosis and prognosis at the time the order is written.
- The current mental and physical status of the inmate-patient at the time the order is written.
- The name of the agent or surrogate (if designated) and the relationship to the patient.
- A statement indicating the benefits, burdens, and risks of CPR, as well as the probable chances of successful outcome were discussed with the inmate-patient (or agent or surrogate if appropriate).
- Documentation of consultations with other physicians.
- A statement indicating the patient, or the agent, or surrogate concurs with the decision to withhold CPR in the event of cardiac and/or respiratory arrest.

If an inmate-patient requests that resuscitation measures be limited to specific interventions, the physician shall identify the intervention to be withheld, as well as the interventions to be initiated, on the Physician's Order sheet in the inmate-patient's UHR.

91100.16.2 Telephone Orders

Physician telephone orders to withhold CPR are acceptable when witnessed by one Registered Nurse and one other health care staff person who is not related to the inmate-patient. Both staff persons must sign the telephone order. Within 24 hours, the physician giving the telephone order shall co-sign the order sheet and document in the inmate-patient's progress notes the rationale for the DNR order, and that the decision was discussed with the inmate-patient or surrogate decision-maker prior to writing the order. If the telephone order is not co-signed by the treating physician within 24 hours of issuance, it shall automatically be discontinued.

91100.16.3 Periodic Review

In licensed CDCR beds the treating physician shall review the DNR order at least monthly and whenever a change in the inmate-patient's condition occurs. In those cases where the inmate-patient's condition or prognosis improves, the treating physician shall reopen discussion with the inmate-patient, agent, or surrogate and update or reverse the DNR order in accordance with the inmate-patient's wishes. The physician shall document any modification to the DNR order and supporting rationale in the inmate-patient's UHR.

91100.16.4 Anesthesia and Surgery

In CDCR licensed beds, the treating physician or other designated Primary Care Physician (PCP), shall be responsible for discussing and documenting whether a DNR order is to be maintained, or completely or partially suspended, during anesthesia and surgery. Discussions with the inmate-patient, agent, or surrogate should include:

- The goals of surgery.
- The possibility of cardiopulmonary arrest.
- A description of the procedures performed during CPR.
- Possible outcomes with and without CPR.

The treating physician shall document the inmate-patient's decision regarding the continuation or suspension of the DNR order during anesthesia and surgery in the UHR and communicate the inmate-patient's wishes to all health care providers potentially involved in the surgical procedure. If the inmate-patient requests that the DNR order be suspended during anesthesia and surgery, the physician or designated PCP, shall document when the order is to be reinstated.

91100.16.5 Accepting a DNR Order from another CDCR Institution

If a terminally ill inmate-patient with a DNR order transfers to another CDCR institution, the receiving institution may accept the sending institution's DNR order on a temporary basis. A physician at the receiving institution must discuss the resuscitation status with the inmate-patient within 72 hours of the inmate-patient's arrival and rewrite the DNR according to the inmate-patient's desires.

91100.16.6 Rescinding a DNR Order

The inmate-patient or surrogate decision-maker may rescind a DNR order at any time by simply informing health care staff of the desire to cancel the order. The cancellation becomes effective as soon as the inmate-patient, agent, or surrogate communicates his/her desire to rescind the order to health care staff. Health care staff who receive notification of an inmate-patient's desire to cancel a DNR order shall notify the treating physician immediately. The treating physician shall make a notation regarding the cancellation of the order on the Physician's Order sheet and patient progress notes in the inmate-patient's UHR. Following cancellation of a DNR order, full CPR shall be initiated in the event of cardiac and/or respiratory arrest.

91100.16.7 DNR Instructions Given to a Non-Health Care Staff Person

Any non-health care staff person (*i.e.*, clerical staff, administrative staff, correctional officer, *etc.*) who receives oral or written DNR instruction from an inmate-patient shall promptly notify the Supervising Registered Nurse. The Supervising Registered Nurse shall confirm the patient's request and immediately notify the patient's primary care provider, the physician on call, the Medical Officer of the Day, or the Health Care Manager/designee. The notified health care staff member shall ensure that a DNR order is promptly implemented or rescinded in accordance with the inmate-patient's wishes. Health care staff shall document all DNR instructions in the inmate-patient's UHR. This includes oral instruction given to a non-health care staff person concerning the use of resuscitation measures and designation of a surrogate.

91090.17 Authorizing Anatomical Gifts

Inmate-patients or their appointed agents may authorize post-mortem (after death) tissue or organ anatomical gifts. The HCM or CMO shall promptly notify the local donor agency of the decision to authorize tissue or organ anatomical gifts.

CDCR shall not be responsible for any costs associated with the organ donation process.

91090.18 Revisions

The Director of the Division of Correctional Health Care Services or designee is responsible for ensuring that the contents of this Article are kept current and accurate.

91090.19 Reference

Family Code, §7002

Health & Safety Code § 1250

Probate Code, §§3200, 3201, 4605, 4607, 4609, 4617, 4621, 4623, 4629, 4643, 4674(c)(1), 4701(5.3), and 4711.

Welfare and Institutions Code §5325

CCR, (15) (3), §§3000, 3351 and 3353.1

CHAPTER 10 – ADULT PROGRAMS

ARTICLE 1 — EDUCATION SERVICES*

Revised January 7, 1993

Updated April 5, 2007

Not Cleared For Statewide Use

101010.1 Policy

The Department supports quality academic and vocational education programs that meet the needs and interests of the inmate population consistent with the operational and security priorities of individual facilities.

Each facility shall provide academic education, vocational training, library services, recreation, physical education, hobby craft, and prerelease programs. The goal is to provide inmates with educational, occupational, and social skills to help them function better in the facility and upon return to society. These programs shall be coordinated statewide, accessible to inmates, consistent in quality and content, and in compliance with CCR, policies, and State and federal laws.

Educational staff shall meet the credential standards as set forth by the Commission on Teacher Credentialing and, as professional educators, are to be referred to as such in written procedures and policies.

Educational programs shall meet the Department's curriculum guidelines and shall use the competency based adult education curriculum. The curriculum shall be relevant to the practical needs of adults, both in facilities and the community.

It is departmental policy that the Warden shall ensure that inmates achieving below a 6.0 grade level or with limited English proficiency are assigned to adult basic education or English as a Second Language (ESL) programs.

The Warden shall make every effort to assign 15 percent of the inmate population to academic education and 18 percent to vocational programs.

Demonstrated competence of 80 percent on each certification test shall be the basis for certifying student progress and awarding educational credits.

101010.2 Purpose

The purpose of this procedure is to provide guidelines and standards for education services.

101010.3 Programs

Education includes academic and vocational instruction, industrial training, educational counseling, and apprenticeship.

Academic classes shall be offered to inmates from literacy through high school. Enrollment in classes shall be open-entry/open-exit if feasible. College classes may be offered based upon available funding.

Vocational programs shall offer training that teaches entry-level employment skills or upgrades current skills. Enrollment shall be on an open-entry/open-exit basis if feasible. TACs comprised of labor and management representatives from the community shall provide assistance to these programs.

Apprenticeship training programs for inmates shall be developed in cooperation with the local joint apprenticeship training committees, the California State Building and Construction Trades Council, and DAS.

101010.3.1 Responsibility

Headquarters

The Superintendent of Correctional Education and the Office of Correctional Education (OCE) shall provide technical and consultative services to the facilities for academic and vocational education. This consultation service shall include a curriculum specialist who shall provide the needed expertise in implementing and maintaining the competency-based curriculum.

The Superintendent, OCE, shall audit, evaluate, and report to the Director of Division of Education, Vocations and Offender Programs on the academic, vocational, and apprenticeship activities at each facility.

The Superintendent, OCE, shall be a member of the Secretary's executive staff.

The Superintendent, OCE, through the facility's Supervisors of Correctional Education Programs (SCEP) shall coordinate efforts in obtaining accreditation from the Western Association of Schools and Colleges for each facility's education program.

Facilities

The Warden is administratively responsible for the academic and vocational programs at their facility.

The SCEP shall be a member of each Warden's executive staff.

The SCEP is directly responsible for the academic and vocational programs at the facility.

The facility academic and vocational staff shall develop, supervise, operate, and evaluate inmate educational programs.

Educational Advisory Committee

Each SCEP shall establish an educational advisory committee for academic education and for vocational education comprised of inmates. The education supervisors involved shall meet with these committees on a regularly scheduled basis (at least once monthly).

The objective of these committees is to provide a means to establish and maintain positive relationships with the students. Through effective use of these committees, it shall be possible to maximize the student's contributions to the academic and vocational programs and enhance the quality and acceptance of the programs.

The Superintendent, OCE, the SCEP, and the educational staff in facilities and camps shall determine the types and content of courses consistent with the needs of students and policy of the Department.

101010.3.2 Credentialed Personnel

Personnel who teach and/or administer inmate education programs for which funds are provided shall possess an appropriate California teaching or service credential.

101010.3.3 Contracts

Facility staff may negotiate contracts with local school districts, county boards of education, and consultants if necessary.

101010.3.4 Classification of Inmates

Classification committees shall recommend inmates for education programs. An education representative shall sit on all initial classification committees. Recommendations shall be made on the basis of reception center studies, supplemental findings, and the inmate's needs, interests, and desires. In the event there is not a grade-level test score, the inmate shall be given the test of adult basic education prior to classification action to assist in determining appropriate program needs. Facility needs shall also be considered in making education assignments within established policy guidelines.

101010.3.5 Enrollment of Inmates

The SCEP and the educational staff shall enroll inmates in particular academic or vocational programs. After inmates are enrolled in a course, attendance shall be considered contractual on their part until completion of the course or removal by a classification committee.

A basic education program for functional illiterates shall be established in each facility. Every effort shall be made by the facility staff to encourage the functional illiterate to enroll and participate in the program.

101010.3.6 Inmate Occupational Licensing

The Department shall provide an opportunity for inmates to obtain licenses in occupations that require licensing.

When an inmate enrolled in an education program is qualified to take an examination for an occupational license, the facility shall pay for that examination.

101010.3.7 Termination of Assignments

An inmate may be terminated from a course with the recommendation of the teacher and the approval of the supervisor and the classification committee.

If a vocational student is being recommended for a drop, the supervisor shall schedule the inmate for a counseling interview. Inmates may have the option to enroll or be placed on the waiting list for another vocational program for which they are qualified.

101010.4 Vocational Education

Vocational education programs shall:

- Be provided so that individuals leaving a facility have had the opportunity to learn a salable skill.
- Provide for a realistic balance between the vocational interests of individuals and the needs of business, industry, society, and the facility.
- Include instruction in reading, oral and written expression, computation, and social interaction as required by the occupation.
- Provide occupational information and guidance and, whenever possible, assist in the placement of inmates who have successfully completed the program.
- Be designed (recognizing new and emerging occupations) to prepare students for initial employment or for advancement.
- Be provided to allow individuals the opportunity to enter, progress, and exit as their specific needs dictate.

- Be developed and periodically revised to reflect societal, economic, and occupational changes.
- Be developed and continued on the basis of identifiable needs, TAC recommendations, employment statistics, current occupational surveys, and facility needs.

To the extent possible education training programs shall:

- Provide training required for permanent employment in the community.
- Support facility plant operations, PIA and business services. This support work shall complement the inmate's training program through OJT and work experience and it shall be instructional in nature.
- Have equipment which meets current industry standards. The Warden shall ensure that updating of vocational equipment receives a high priority in the facility's annual equipment budget requests.
- Be accredited to allow qualified inmates an opportunity to earn community college credit for vocational courses.

101010.4.1 Standards for Vocational Education Programs

Vocational education programs shall maintain the following minimum standards:

- A curriculum outline and course of instruction shall be developed, approved by the Superintendent, OCE, and maintained in each vocational education area.
- The SCEP and/or the Supervisor of Vocational Instruction (SVI) shall review annually approved course outlines and courses of instruction. These shall be revised to keep current with changes in instructional materials, methodology, and course content.
- Each course of instruction shall have the necessary assignment information and job sheets as required in the curriculum outline.
- Each vocational instructor shall conduct and document not less than four hours of approved related, formal classroom instruction each week.

Each vocational instructor shall present a minimum of one hour of safety instruction per month. This instruction shall be appropriately documented and available for inspection. A safety committee comprised of inmate students shall conduct weekly safety inspections of equipment and facilities. Records of the safety inspections shall be maintained for one year.

101010.4.2 Procedures for Continuing Existing Programs

Vocational education programs shall be continued on the basis of identifiable facility needs, TAC recommendations, employment statistics, and a current occupational analysis. A facility planning to continue a vocational program after an instructor terminates employment shall complete the following procedures:

- Notify the Superintendent, OCE, in writing immediately upon termination of any vocational instructor and plans for continuing the program.
- If a TAC for the program does not exist, contact labor and management and reestablish their support for the program and solicit their participation in a TAC.
- If a TAC is active, its endorsement of the plan to continue the program shall be obtained.
- If the occupational analysis is negative, consider a program change. Request an exemption if the program provides facility support.
- If the vocational program is to be continued, the plan shall include:
 - A current job market analysis.
 - A curriculum outline.
 - The endorsement of the TAC.
 - A list of management and labor representatives who shall make up the TAC.

This plan shall be submitted to the Superintendent, OCE, for approval and returned to the facility for retention in the appropriate vocational shop.

101010.4.3 Procedures for Addition/Change of a Vocational Education Program

A facility planning to add or change a program of vocational instruction shall submit the following to the Superintendent, OCE:

- A summary of the job market analysis of the program, together with a copy of the survey instruments used.
- A list of potential employers.
- A list of labor and management representatives who have agreed to serve on the TAC.
- A tentative curriculum outline endorsed by management and labor.

- Lists of equipment available for training, a cost estimate of the equipment needed to meet course objectives, and a shop layout of the physical plant. If approved, the Superintendent, OCE, shall ensure necessary funds are provided to initiate the program.
- If the program operates in conjunction with PIA, plant operations, or business services, include an agreement for funding, the plan of operation, and the scope of activities that shall be used for training.

101010.4.4 Procedures for Conducting a Job Market Analysis

Every five years the Superintendent, OCE, shall assign job market analysis for existing programs to facility staff.

- The SCEP shall ensure completion of an accurate, comprehensive job market analysis for programs that have not had an analysis within the past five years.
- Job market analyses shall be assigned in January and completed and returned to headquarters by the end of March.
- The job market analysis shall contain each of the following:
 - A summary of the latest projections of employment for the State of California prepared by the State Employment Development Department (EDD).
 - A summary of the latest standard metropolitan statistical area employment outlook prepared by the EDD.
 - A job market analysis questionnaire shall encompass, but not be limited to, the following items:
 - General information on the vocational program to include a brief description of the program, location, major equipment, length of program, space occupied, and competencies offered.
 - The need for input and assistance from potential employers.
 - Question section to determine the employment potential, salary range, number of workers employed, turnover rate, licenses or certifications required, and the willingness to hire trained parolees.
 - A space for the name of the person responding, their title, the company's name, address, and telephone number.
 - A section for those persons desiring to serve as TAC members.
 - A section for comments.
- The survey questionnaire shall be sent to companies selected with an emphasis on major metropolitan areas. Retain the master lists of selected companies for a five-year update of job market analysis. The Superintendent, OCE, shall determine the size of the sample group and any change shall have his/her prior written approval.
- All job market surveys shall include a stamped, self-addressed envelope for the return of completed questionnaires.

Copies of the questionnaire shall be retained in the event few or no responses are received. Use these questionnaires for follow-up telephone contacts.

The Chairperson of the TAC shall annually review the job market analysis. It shall be signed by the Chairperson and the SCEP after review for current relevancy. The signed review shall be forwarded to the Superintendent, OCE, who shall review, comment, and return it to the facility.

101010.4.5 TACs

The Warden shall establish a representative TAC for each trade or occupation for which there is a vocational training program. Vocational TACs shall be composed of an equal number of representatives selected by management and labor. Local facility authorities shall appoint committee members from lists of names submitted by the groups represented. The objectives of the TAC shall be to provide advice and/or consultation on:

- Space and equipment requirements, instructor/student ratio training procedures, and instructor qualifications and selection.
- Establishing standards for inmate selection and training relevant to current methods and industry standards.
- Vocational guidance and evaluation of inmate trainees.
- Release employment opportunities.
- Improvement of mutual understanding among labor, management, and the Department.

The SVI shall ensure that each vocational instructor organizes and maintains an active TAC for their vocational training program.

Vocational instructors shall work closely with representatives of the TAC to ensure vocational training programs meet the changing employment needs and training trends in industry. The TAC shall meet at least quarterly. Exemptions to the quarterly meetings shall be requested from the Chief of

Education due to the feasibility of conducting meetings in certain geographic locations.

101010.4.6 Review of Vocational Education Programs

The maintenance of a QC system for vocational education requires the periodic review of the goals, processes, and products of the vocational instruction.

The Superintendent, OCE, shall review each facility vocational program.

The vocational education review teams shall involve, but not be limited to, supervisors, teachers, and students. These teams may include representatives of the community, labor, and management.

Vocational education programs shall be reviewed on the basis of criteria such as:

- The degree to which objectives are met.
- Job opportunities at State and local levels.
- Curriculum materials development/revision.
- Adequacy of physical facilities and equipment.
- TAC participation.
- Administrative support.

Instructors may be evaluated by:

- Self.
- Peers.
- Persons external to the system.
- Supervisors.
- Students.

101010.4.7 Policies Governing Apprenticeship Training

Apprentice training programs shall be developed in vocational education, plant operations, PIA, and business services where appropriate. These shall be submitted to the Superintendent, OCE, for approval.

Standards required by the local joint apprenticeship training committee shall serve to guide facility staff in establishing and maintaining effective apprenticeship training programs. Indentured inmates enrolled in vocational training programs shall complete competency based curriculum as a prerequisite to the curriculum standards required for the apprenticeship training.

Joint apprenticeship training committees shall meet regularly to provide advice and guidance to apprenticeship program staff and students.

Inmate apprentices receiving OJT with plant operations, PIA, or business services shall receive related and supplemental instruction through facility education departments.

DAS approved curriculum shall be used in all apprenticeship programs established by the Department and local joint apprenticeship training committees.

An inmate apprentice may be considered for assignment to day labor projects after six months in an apprenticeship program and recommendation by the education staff. Apprentices shall be given first priority in the assignment of inmates to day labor projects if they meet custody and classification criteria.

Inmate apprentices shall not be removed from an apprentice-training program for other than custodial, medical, or legal reasons unless approved by the facility apprenticeship coordinator.

An inmate is to be retained at the facility and in the apprenticeship program from the time their name is submitted to the joint apprenticeship training committee for indenturing.

The facility apprenticeship coordinator shall write a chrono notifying the classification committee, inmate's counselor, inmate assignment office, and the inmate of their apprenticeship assignment. The chrono is placed in the inmate's C-File. If the inmate fails to become indentured, the facility's apprenticeship coordinator shall inform the same individuals or committees as above. All apprenticeship assignments shall be made by the facility apprenticeship coordinator.

Inmate apprentices shall not be transferred to another facility for other than security, medical, or legal reasons unless the apprenticeship training can be continued at the receiving facility.

- Such transfer shall require a complete assessment of the inmate's training needs.
- It must be determined to be in the best interest of the inmate and their status as an apprentice.

Incentives shall be provided to inmate apprentices for participation and work performance.

Inmate apprentices shall be tracked to ensure that a continuity of apprentice training is maintained and to better match apprentices to available work experience projects. The facility apprenticeship coordinator shall notify the appropriate union and other assisting agencies before the inmate's release.

The Superintendent, OCE, shall maintain a file on each indentured inmate apprentice.

101010.5 Academic Education Policy

All curriculums shall be competency based and structured to require interaction between basic skills and life skills. Academic education curricula include the teaching of skills and information which shall enable the student to:

- Demonstrate mastery of basic skills.
- Demonstrate knowledge of effective life skills.
- Qualify for vocational training.
- Achieve self-awareness.
- Understand the role and responsibility of a citizen in free society.

Each facility's academic program shall establish an academic advisory committee comprised of teachers and other staff, inmates, outside educators and individuals from the community for the purpose of reviewing the academic program and make recommendations to the CDCR Assembly Bill 3005 advisory committee.

101010.5.1 Scope of Academic Education

Academic education includes, but is not limited to, the following:

- ESL.
- Adult basic education (ABE).
- Adult high school.
- Equivalency programs.
- College classes (where feasible).
- Prerelease classes.
- Special programs.

101010.5.2 English as a Second Language (ESL)

Non- or limited English speaking students are to be enrolled in an ESL program to learn to read, write, and speak English. The educational goal is to enable students to be integrated into other educational or facility programs. Certificates of completion shall be awarded each inmate successfully completing the ESL program.

101010.5.3 Adult Basic Education

Students achieving below sixth grade level are to be enrolled in ABE. The curriculum shall include, but not be limited to, the following:

- Reading.
- Writing.
- Speaking.
- Listening.
- Spelling.
- Language.
- Arithmetic.
- Life skills.

Certificates of completion shall be awarded each inmate successfully attaining the following levels of achievement:

- ABE I (0 through 3.9 grade level).
- ABE II (4.0 through 6.9 grade level).
- ABE III (7.0 through 8.9 grade level).

101010.5.4 Adult High School

Students achieving at or above the 9.0 grade level shall be eligible for enrollment in adult high school.

ABE III students may enroll in a General Education Development (GED) preparation course. Upon passing the GED predictor test, the student may sign up to take the GED test or the California High School Proficiency Examination (CHSPE). The cost per student for the examinations and equivalency certificates are to be borne by the facility.

Upon successful completion of the GED or CHSPE examinations, a certificate of equivalency shall be awarded.

Graduation ceremonies shall be scheduled for eligible students.

Upon satisfactory completion of high school graduation requirements, a high school diploma shall be awarded.

The adult high school curriculum shall include, but not be limited to, the following:

- Language (mechanics and usage of language).
- Reading (vocabulary /reading comprehension).
- Mathematics (reasoning/fundamentals).
- Life skills.
- High school courses which meet high school graduation requirements.
- Preparatory courses for the GED or CHSPE program.

101010.5.5 College

Students with a high school diploma, GED certificate, the CHSPE certificate, or a 10.0 grade level of achievement each in reading comprehension/vocabulary and general mathematics are eligible to enroll in lower division college credit courses leading to the Associate of Arts or Science degree.

The SCEP shall approve all college courses paid for with State funds.

Students who have Associate of Arts or Science degrees from accredited colleges or have completed 60 units of lower division course work are eligible to enroll in upper division college credit courses leading to the Bachelor of Arts or Science degree where feasible.

101010.5.6 Inmate College Education Leave

The Secretary may, under PC 2690, authorize the temporary removal from prison of certain inmates to attend college classes.

This leave is exceptional and shall be processed and approved as described in the DOM 62070.7.

101010.6 Prerelease Program

A prerelease program provides the opportunity for inmates to enhance the life skills necessary for success on parole. Through a systematic process, specific classes and services are provided to acquaint, prepare, and assist inmates for successful reentry into the community. A prerelease program is a process designed to bridge the gap from dependent facility living to successful, self-directed community adjustment. The prerelease program is available to inmates in prerelease status, regardless of their eligibility for work furlough or discharge.

101010.6.1 Responsibility

Each facility shall provide a voluntary prerelease program for inmates.

The prerelease program shall be under the direction of the SCEP.

The facility's CRM and facility's Community Correctional Center Coordinator shall assist in obtaining resources outside the facility. This shall include the input and participation of the P&CSD staff, making community contacts, and providing necessary support resources and materials to implement the prerelease program curriculum.

101010.6.2 Requirements

The departmental standardized curriculum for the facility's prerelease program shall be three weeks in duration. The teacher is to be provided one-week preparation time between each three-week prerelease class.

The prerelease program shall be a full-time work/training program for five days a week.

Inmates shall complete this education program no less than 15 days and no more than 45 days before parole from the facility.

Any inmate being paroled to a "federal hold," "hold from another state," or a "deportation hold" shall not participate in this program.

101010.6.3 Curriculum

The prerelease program curriculum shall include:

- Employability skills.
- Communication skills.
- Money management skills.
- Community resources.
- Parole resources.

For further curriculum detail, refer to the CDCR competency based prerelease curriculum.

101010.6.4 Evaluation

To provide for a standardized evaluation, at the conclusion of the prerelease program each participant shall have:

- A list of five objectives to achieve within the first 30 days of parole or release.
- The names and addresses of five public or private agencies available to assist the parolee/releasee in their county of parole.
- Participated in at least one mock job interview.

- A California driver's license/identification card or procedures to obtain one.
- Completed screening for DOR program(s).
- Completed review of PC 290 and H&SC 11590 for registration requirements.
- Received a copy of the "conditions of parole" and "pardon" information.
- Received a map of the location of the parole office to which they are to report.
- Received a pocket job application.
- Received an acceptance or rejection for unemployment insurance.

101010.7 Special Programs

Reasonable accommodation shall be made for those inmates who have documented physical, mental, psychiatric, or learning disabilities to provide access to educational programs.

Educational services may be provided to inmates housed in SHUs.

101010.8 Records

The facility's SCEP shall be responsible for the accuracy and completeness of educational records when inmates are received, transferred, or released.

The facility's SCEP shall maintain accurate records of all educational achievements and report these data annually on the year-end report.

Records to be Maintained and Data to be Reported

The following data shall be reported, and the certificates listed shall be issued. Other certificates, in addition to those required, may be issued:

- Number of:
- Certificates of completion ESL.
- Certificates of completion ABE I.
- Certificates of completion ABE II.
- Certificates of completion ABE III.
- GED high school equivalency certificates earned.
- High school diplomas earned.
- College courses completed.
- College degrees earned.
- Certificates of achievement, vocational education.
- Certificates of completion, vocational education.

An official copy of the GED test scores shall be maintained at the facility's education office as a permanent record on each inmate who takes the test.

An official copy of the State of California transcript of high school record shall be maintained as a permanent record at the facility's education office on each inmate working toward a high school diploma.

101010.8.1 Transcript of High School Record

Transcripts of educational records to outside agencies or schools shall be made on the State Department of Education Transcript of Record Form.

101010.9 CDC Forms, Records, and Reports

The following official CDC forms shall be:

- Posted daily:
 - CDC Form 151, Permanent Class Record Card.
 - CDC Form 191, Inmate Time Card.
 - CDC Form 1697, Inmate Work Supervisor Time Log.
- To report quarterly and at termination or at the end of the college term:
 - CDC Form 128-E, Education Progress Report.
- A CDC Form 153, Vocational Training Evaluation Report (recording section), shall be prepared for each inmate at the time of enrollment, retained by the instructor in the student file, updated quarterly, and completed at termination.
- Only file copies of CDC Form 154, Transcripts of High School Records, and official report of test results of GED shall be retained.

101010.10 Education Reports

Monthly

The SCEP shall prepare the monthly education report. One copy of the report shall be sent to the Superintendent, OCE, by the tenth working day of the month. The report shall reflect the month's educational activities. Changes in the format shall be permitted only with the specific approval of the Superintendent, OCE.

Quarterly

The SCEP shall prepare the quarterly report. One copy shall be sent to the Superintendent, OCE, by the tenth working day of the month following the end of the quarter. Changes in format shall be permitted only with the specific prior approval of the Superintendent, OCE.

The following reports are due quarterly:

- Budget report.
- Prerelease report.
- Library report.

Annually

The SCEP shall prepare the annual education report. One copy shall be sent to the Superintendent, OCE, by the tenth working day of the month following the end of the fiscal year. The report shall reflect the year's educational activities. Changes in the format shall be permitted only with the prior approval of the Superintendent, OCE.

101010.11 Regulations and Work Schedule Pertaining to Staff

State civil service rules provide for a minimum workweek of 40 hours.

The standard minimum hours of instruction for full-time civil service and contracting school district teachers shall be 30 hours per week. The Superintendent, OCE, shall approve in advance all exceptions to this schedule.

Preparation Time

In conformity with regularly accepted public school practice, all full-time academic and vocational instructors shall be allowed the equivalent of one hour per day preparation time. The SCEP, with the approval of the Warden, shall determine the time of day set aside for this purpose.

Time set aside for preparation shall be utilized for educational purposes. This shall include, but not be limited to, the following:

- Development of lesson plans.
- Prepare inmate timekeeping records.
- Writing or updating course outlines.
- Curriculum development, etc.

The SCEP, SVI, and the Supervisor of Academic Instruction shall see that the time is used for the purpose for which it is intended.

The education staff at each facility shall be given at least three days at the end of each quarter. This time may be used for such activities to include, but not limited to, the following:

- Complete quarterly student reports.
- Post student achievement on CDC Form 154.
- Attend facility/education training.
- Work on curriculum revision.
- Make industrial/program visitations.
- Prepare lesson plans.

Teacher Assignment

The SCEP shall assign teachers/instructors to educational programs.

Teachers/instructors shall be assigned to programs compatible with their credentials.

Special education programs shall be taught by appropriately credentialed teachers.

Teachers/instructors shall be provided duty statements and job descriptions for their assignments.

101010.11.1 Incentive Salary Increase

Teachers/instructors shall be considered eligible for an incentive salary increase if they:

- Receive less than Range F under the regular pay plan.
- Or receive less than Range P under the 10-12 pay plan (see Unit 3 contract).
- Complete six semester or nine quarter units of college level courses approved by their department, taken after appointment.

An employee shall receive only one incentive increase in any calendar year.

101010.11.1.1 Criteria for Course Selection for Incentive Salary Increase

Courses shall be selected to ensure direct contribution to the improvement and upgrading of the teacher/instructor in their work.

The teacher/instructor shall prepare a CDC Form 401, Request for Education Leave and/or Salary Incentive Courses, and route it to the SCEP after

supervisor approval. The teacher/instructor shall secure approval before enrolling in the course(s).

The SCEP shall determine that the course(s) will contribute to the improvement and upgrading of the teacher/instructor as it relates to their work before approving the request.

Incentive salary courses require the approval of the Supervisor of Academic or Vocational Instruction and the SCEP.

101010.11.2 Uniformed Personnel for Searches

The Department shall make efforts to provide uniformed personnel to perform required inmate searches. The Warden may require education staff to perform searches of their students on a temporary basis because of unavailability of uniformed personnel. In such cases, the facility shall provide instruction to the education staff.

101010.11.3 Facility Emergencies

During an extreme emergency, teachers/instructors shall be assigned as required to custodial or other duties for which they have received instructions.

During an emergency or lockdown, teachers/instructors may be required to perform other duties as needed, consistent with their professional skills or for which they have received instructions.

101010.11.4 Inmate/Student to Teacher/Instructor Ratios

Refer to Unit 3 Contract.

101010.11.5 Use of Teachers/Instructors for other than Instructional Purposes

The use of an academic teacher or vocational instructor for other than instruction of inmates requires prior written approval of the Superintendent, OCE (except during an emergency). The SCEP shall prepare such a request for the Warden's signature and submittal to the Superintendent, OCE, for approval. The request shall contain:

- A clear and concise justification for the request.
- A description of the duties to be performed.
- The length of the assignment.
- An explanation of how the inmates currently assigned to the teacher/instructor shall be programmed.

101010.12 Business Budgetary Procedures

The SCEP shall, by the end of the third quarter, submit to the Superintendent, OCE, projected budgetary needs for the next fiscal year for each of the following areas:

- Law library.
- Inmate library.
- Academic operating expense.
- Vocational operating expense.
- Contract education.
- Education leave.
- Equipment.

101010.12.1 Preparation and Submission of the Academic Agreement and Contract Transmittal

Revised May 25, 1993

CDC Form 930, Academic Agreement shall be used in contracting academic education service with a school district.

Standard Form 15, Contract Transmittal and Pre-evaluation Form, shall be used and completed in the transmittal of the academic agreement.

Academic contract agreements shall be negotiated between the facility staff and school district boards of trustees or colleges for the ensuing fiscal year prior to the final date enacted for the initiation of the yearly contract for tenured teachers.

The total amount of the academic contract and/or contracts shall not exceed the facility's allotment for contractual services.

The academic agreement shall be negotiated within the maximum allowable amount. The maximum amount to be paid to the contractor, beyond that expended for teachers' salaries, shall be in keeping with the rules and regulations of the DOF.

101010.12.2 Accounting and Disbursement of Funds

Revised May 25, 1993

Each facility shall adopt and maintain the following attendance reporting procedure for day and/or evening contract teachers:

- The Graphic Arts Form 83, Daily Attendance Report, or the local cooperating school district's attendance form, if satisfactory to both the

local school district and the facility's Business Manager shall be used. After certification by the SCEP, one copy shall be forwarded at least once each month to the accounting office and one copy forwarded to the local school district.

- Invoices are to be submitted by the school district to the office of the Business Manager at least quarterly. The number of copies to be submitted is to be determined by the Business Manager.

The office of the Business Manager shall audit each invoice against the attendance records that have been credited by the education unit timekeeper.

For proper recording of payment for the services rendered, the school district shall record on the reverse side of the invoice a listing of salary payments to each district instructor showing name, date, and amount. The facility may also require the warrant number be shown on the invoice if local circumstances indicate this is desirable. The Business Manager shall record on the face of the invoice the date the contract is approved by the DOF.

The Business Manager shall maintain accounting records in order to keep the SCEP and the school district fully informed of the availability of funds specifically appropriated for maintaining the program.

The attendance records are to be retained with a copy of the invoice and shall remain on file with the Business Manager for a sufficient period of time to permit a complete audit by the DOF.

101010.13 Revisions

The Deputy Director, Division of Education, Vocations and Offender Programs, or designee shall be responsible for ensuring that the contents of this Section are kept current and accurate.

101010.14 References

PC §§ 290 and 2690.

H&SC § 11590.

SPB Rule 91.1, 98.9, 369, and 370-374.

GC § 19335.

Unit 3 Contract.

EdC.

ACA Standards.

DOM § 62070.

ARTICLE 2 — DIVISION OF ADDICTION AND RECOVERY SERVICES

Revised June 26, 1998

Updated April 5, 2007

101020.1 Policy

The Division of Addiction and Recovery Services (DARS) is established within the Department to serve as the centralized point of substance abuse program development, management, coordination, and administration of all program funds.

101020.2 Purpose

This Section describes the substance abuse program design, administration, goals, objectives, programs, and responsibilities of DARS.

101020.3 Responsibilities

Director

The DARS is managed by a Director who reports to the Chief Deputy Secretary, Adult Programs, and is responsible for establishing and maintaining CDCR's overall substance abuse program effort.

Primary Responsibilities

The DARS is the primary unit in CDCR with the following responsibilities:

- Develop CDCR standards for substance abuse programs to insure that inmates housed within CDCR's institutions/facilities and parolees supervised within the community receive consistent, quality programs likely to impact the drug use and crime continuum.
- Develop new and innovative programs and create pilot substance abuse programs in CDCR institutions/facilities and community settings.
- Monitor program implementation and audit program operation.
- Develop regulations implementing the operation of substance abuse programs in order to assure consistent program development.
- Serve as the centralized point of grant management for substance abuse related grant projects. In this role, DARS will seek and review potential grant sources that may provide assistance in furthering CDCR's plan.

- Establish a strategic plan to address offender need for substance abuse program services, strategic plan progress, and the status and delivery of program services to CDCR's offender population.

Resources

The DARS is responsible for maximizing the use of available resources to serve this critical population.

Linkages and Consults

The DARS establishes linkages and consults with other agencies and entities involved in associated activities, such as, the Department of Alcohol and Drug Programs (DADP), DMH, Department of Rehabilitation (DOR), and the Department of Social Services (DSS). Federal agencies, including the Center for Substance Abuse Treatment, Bureau of Justice Assistance, National Institute of Corrections, and the Department of Education, are also sought to consult in the expansion of CDCR's substance abuse effort.

New Programs

At the onset of the implementation of each new substance abuse program or effort:

Institutions/facilities and Parole Regions shall coordinate all new substance abuse program planning and implementation with DARS.

All programs shall include a plan, approved by DARS, to collect basic data that describes the inputs and outputs of the program. Program data are basic to determining the effectiveness of substance abuse programs for inmates and parolees, and to obtain and maintain public funding.

Annual Report

By December 31 of each year, DARS prepares an annual report describing and analyzing overall substance abuse efforts, including progress on the strategic plan and all available statistics. The report includes data for the fiscal year ending June 30.

101020.4 Substance Abuse Program Philosophy

Many factors influence the program philosophy of substance abuse program services in the correctional setting. The individual characteristics of program participants, expectations of correctional staff, demand for public safety, availability of funds, program content, program intensity, and cost-effectiveness of programs are principal elements influencing program philosophy and the utilization of services. The most effective strategy for addressing challenges posed by these diverse variables is the establishment of a comprehensive continuum of programs and services that are made available to inmates and parolees at various stages of their recovery from alcohol and other drugs.

The Department's comprehensive correctional substance abuse strategy provides a balanced distribution of services to both inmates and parolees by acknowledging that the participants represent the most severe segment of the substance abusing population. Extended exposure to a full array of substance abuse program services during periods of incarceration and parole provides the most favorable opportunity for reducing recidivism and criminal activity.

The program authorized by CDCR establishes an in-prison substance abuse service system that is fully integrated with a community-based service model. In addition, CDCR also agrees to administer and manage programs as described in cooperation with selected state and local government agencies.

101020.5 Substance Abuse Program Goals and Objectives

The primary goals of the substance abuse program are to reduce the incidence of relapse and recidivism among substance abuse program participants, promote pro-social behavior that will enable the participants to exhibit satisfactory conduct within the facility, and to successfully reintegrate back into the community.

The objectives of the substance abuse program are that services shall be made available to inmates and parolees addicted to alcohol and other drugs for their condition and its underlying causes.

101020.6 Program Administration

Program administration consists of the elements of interagency cooperation and program management.

Interagency Cooperation

In order to make effective use of existing community services and to accomplish the program design, CDCR works in cooperation with DADP, DOR, DMH, and DSS for the purpose of designing and funding programs and providing substance abuse program services.

The CDCR may disburse funds to local substance abuse service providers through an interagency agreement with DADP. DADP contracts with local government agencies to provide substance abuse program services through private and public providers.

Program Management

The DARS retains administrative responsibility for CDCR's substance abuse program contracts and serves as the primary liaison between private contractors and participating government agencies and representatives. DARS staff are responsible for coordinating private contractor access to institutions/facilities, parole field units, and offender records (when necessary/appropriate).

The DARS reviews and approves program content and operation to maintain a program structure within contract parameters and substance abuse program standards.

The DARS reviews and approves invoices submitted by contract agencies related to work performed on DARS managed programs.

The DARS monitors the collection of program and participant data and maintains records in cooperation with substance abuse program providers and participating government agencies. All programs funded through CDCR require the development, maintenance, and reporting of program management information as determined by DARS.

101020.7 Revisions

The Director, DARS, or designee, shall be responsible for ensuring that the contents of this Section are kept current and accurate.

101020.8 References

CCR (15) (3) § 3901.9.4(e).

ARTICLE 3 — INMATE ACTIVITY GROUPS

Revised September 26, 1991

Updated April 5, 2007

101030.1 Policy

The facilities shall initiate leisure time inmate activity groups which promote educational, social, cultural, and recreational interests of inmates.

Group and individual activities which violate the law or rules and regulations of the Secretary shall not be permitted.

Inmate clubs, activity groups, associations, or other organizations within the facility are permissible only when specifically approved by the Warden and are in compliance with this Section. When reasonable cause exists, including but not limited to noncompliance with CCR, facility approved by-laws for the group, etc., the Warden has the authority to disband any previously approved club, activity group, association, or organization operating within the facility.

101030.2 Purpose

This Section provides standards for organization and proper administration of inmate activity groups.

101030.3 Approval of Activity Groups

Authority to approve the formation of inmate activity groups is restricted to the Warden.

101030.4 Group Plan of Operation

Any group of inmates desiring to organize and function as an activity group shall submit a plan of operation to the Warden for approval by the chain of command.

The group plan of operation shall conform to facility guidelines and include the following:

- The group's proposed name shall reflect the general nature and interest of the group.
- The purpose of the group, membership, frequency and type of meetings, size limitations, outside affiliation, and delineation of group's governing body.
- By-laws shall be reviewed at least annually by the Warden, or designee, and updated when changes are approved.
- The Warden can terminate an activity group for reasonable cause.

101030.5 Activity Group Criteria

Each activity group's plan of operation shall include and be consistent with the following criteria:

- Establishment and operation of any activity group requires agreement of a permanent full-time employee to serve as the group sponsor.
- One or more co-sponsors may also be required depending on the complexity of group activities.
- The activity group's purpose and activities shall not violate or conflict with laws, rules, and regulations of the Secretary, or the Department's procedures.

- The group members, or individuals representing the group, shall not advocate or support disruption of order or hinder lawful authority.
- Membership shall not be denied because of the inmate's race, color, creed, national origin, ancestry, sex, marital status, disability, religious or political affiliation, age, or sexual orientation.
- Membership fees, dues, or donations to the group shall not be a condition of membership or for participation in the group's activities.
- Any funds or property collected by the activity group shall be administered in accordance with DOM 101080, Charitable Fund Raising Campaigns.
- Group meetings and correspondence shall be conducted in a language readily understandable by the group's sponsor, co-sponsor, or other employee supervising the activity.
- A group shall be permitted only if it provides a benefit to the participants justifying the use of state staff time, materials and facilities. Determination of benefit shall consider the following:
 - Whether the group is unnecessary because the benefits are available through existing facility programs or activity groups.
 - Space is available for meetings and activities.
 - Participant's ability to repay state costs and meet future financial obligations.
 - Whether the group shall benefit or disrupt general facility operations and nonparticipating inmates.
 - Whether participation shall assist the inmate to return to a normal life upon release.
 - Whether the group shall interfere with normal programs established to meet the needs of the inmate work/training incentive program.

101030.6 Group Administrator

The Warden shall designate an associate Warden as Group Administrator to supervise the activities of all local inmate activity groups.

Responsibilities

The Group Administrator shall:

- Review proposed inmate activity group plan of operation and recommend in favor of or against approval by the Warden.
- Make personal contact with inmates, staff and outside participants to ensure that everyone concerned understands the plans of operation.
- Audit inmate group activities to ensure that plans of operation are followed.
- Select and train group coordinators and sponsors.
- Maintain a current list of approved inmate activity groups, including a list of members and officers of the groups, and a copy of their plans of operation.
- Review and approve or deny requests for outside participants to attend inmate group activities.
- Arrange for temporary supervision of groups when the sponsor cannot attend a scheduled meeting.

101030.7 Group Coordinator Responsibilities

The Group Administrator shall designate one or more staff members at not less than Lieutenant or CC-II level to function as Inmate Activity Group Coordinators.

The Group Coordinator shall:

- Schedule group meeting times and places.
- Assist in audit of group activities by frequent attendance of each group's meetings at least once each quarter.
- Screen requests for outside participant attendance at group meetings or special activities.
- Recruit and train personnel to act as Inmate Activity Group Sponsors and Co-Sponsors.
- Audit annually all group funds and expenditures.

101030.8 Group Sponsors and Co-Sponsors

Group sponsors and co-sponsors shall be full-time permanent employees who have completed probation.

Sponsors and Co-Sponsors shall:

- Submit a request to sponsor an inmate activity group to the group coordinator for approval.
- Learn their responsibilities as defined in this procedure.

- Review the group's constitution and by-laws to familiarize themselves with the group's philosophy, goals, and approved operating parameters.
- Review and approve all correspondence to and from the group.
- Assist inmates with preparation of proposed plans of operation which shall meet the criteria for approval by the Warden.
- Assist the group coordinator, the group administrator, and the Warden as necessary in their review and understanding of the proposed plan of operation.
- Ensure that constitution and by-laws are reviewed annually, updated when necessary, and submitted through the group administrator for approval by the Warden.
- Assist the group coordinator in scheduling meeting times and places.
- Attend all meetings held by the group or, if unable to attend, arrange for attendance and supervision by a co-sponsor or other authorized employee.
- Cancel any meeting for which proper supervision cannot be provided.
- Audit group's activities, attitudes and inclinations as reflected in the verbal and written matter of the group and its members.
- Report any deviation or diversion of the group's interest that are beyond acceptable limits or require the attention of other facility staff.
- Review requests for outside participation in group meetings or activities. Assist in identifying proposed guests and evaluate the impact of their presence on the group and security of the facility.
- Submit lists of proposed outside participants in advance of the meetings/activities to the group coordinator for approval.
- Require that outside participants receive orientation regarding participation in group activities.
- Supervise orientation of new group members on policies and procedures of the group.
- Maintain attendance records of outside participants and group members.
- Prepare and submit monthly activity report.
- Propose that publicity or promotional material shall not be distributed until approved and signed by the sponsor, who shall present it to the group coordinator before posting or distribution.
- Evaluate requests for copying or printing of group material. If a document is approved for reproduction, the sponsor shall sign each page and attach a signed note to the document indicating the number of copies authorized. Paper shall be provided by the group. The request shall be forwarded to the group coordinator for approval prior to duplication.
- Screen any written material, books, pamphlets, tracts or lesson plans, etc., including photographs, pictures, drawings or posters donated by outside participants as well as video cassettes, movies or other visual aids. Document approval or disapproval.
- Approve/disapprove and sign all group trust withdrawal requests.
- Submit pay vouchers to the group coordinator.
- Inform the group coordinator if no longer interested in sponsoring a group.

101030.9 Outside Participation in Inmate Activity Groups

The participation of outside guests in group meetings and activities shall be by the invitation of the group sponsor.

All guests shall be processed as described in DOM 101090, Volunteers.

The number of guests at any regular meeting or special event shall be approved by the Warden.

Annual Banquets

Each approved activity group may be allowed one banquet per year.

Charges for meals will be in accordance with DOM 54080, Food Services.

101030.10 Revisions

The Deputy Director, Division of Education, Vocations and Offender Programs, or designee, shall be responsible for ensuring that the content of this Section is kept current and accurate.

101030.11 References

CCR (15) §§ 3020, 3233, 3235, 3237, and 3263.

ACA Standards 2-4456, 2-3359 and 2-4455.

ARTICLE 4 – RECREATION AND PHYSICAL EDUCATION PROGRAMS

Revised July 1, 2003

Updated April 5, 2007

101040.1 Policy

Each Warden shall provide a recreation and physical education program that will maximize inmate participation under conditions that are safe and secure. Inmates may be afforded an opportunity to engage in a variety of activities consistent with their custody classification, privilege groups, security requirements, health status, and any documented or demonstrated special need.

Recreation and Physical Education programs are founded on six broad goals providing inmates opportunities for achievement through participation in a range of programs that promote the following:

- Physical activity.
- Physical fitness and wellness.
- Movement skills and movement knowledge.
- Social development and interaction.
- Self-image and self-realization.
- Individual excellence.

101040.2 Purpose

This Article provides staff responsibilities and criteria for the administration of institution/facility recreation and physical education programs.

101040.3 Responsibility Recreation and Physical Education Programs.

The Supervisor of Correctional Education Programs (SCEP) or designee shall provide overall supervision and coordination of recreation and physical education activities at their respective institutions/facilities. The SCEP shall:

- Coordinate all recreation and physical education activities.
- Prepare an annual operational budget.
- Supervise the selection, assignment, and training of inmate aides.
- Evaluate and utilize community resources.
- Maintain appropriate records of activities, inventories, and inmate participation.
- Ensure the security and control of program areas and scheduled activities.
- Maintain effective control and utilization of program equipment.

Arts-in-Corrections

Administrative oversight of the Arts-in-Corrections program is the responsibility of the Arts Program Administrator. Direct supervision of artist-facilitators and lead artists at each institution is the responsibility of the Community Resource Manager (CRM) or designee.

Handicraft Program

Administrative oversight of each institution's handicraft program is the responsibility of the Correctional Administrator, Business Services. Direct supervision of the program is delegated to an institutional handicraft manager.

101040.4 Recreational Activities

Inmate access to recreational programs shall be in accordance with the Inmate Work/Training Incentive Program (IWTIP) policy. Participation shall be voluntary, non-credit, accomplished during non-assignment hours, and be dependent on privilege level. Activities may include, but are not limited to, the following:

- Audiovisual programs.
- Visual and performing arts programs.
- Individual sports, such as track and field, jogging, and gymnastics.
- Dual sports, such as handball, horseshoes, table tennis, badminton, and shuffleboard.
- Team sports, such as baseball, basketball, soccer, softball, touch football, and volleyball.
- Social games, such as checkers, puzzles, dominoes, chess, and card games.

Precaution shall be taken to prevent injury during recreational activities. Activities involving unusual danger or risk shall not be permitted.

Gymnasium, field, and/or yard schedules shall be established to provide reasonable access for all eligible inmates. Recreational activities may be available seven days per week.

The Warden or designee may approve special events which feature visual and performing arts activities.

101040.4.1 Intramural Sports

Intramural sports may be offered for all eligible general population inmates. Each institution shall establish guidelines to discourage inappropriate domination by any one inmate group. A designated staff person shall select and assemble individual teams.

Intramural sports may include handball, racquetball, basketball, softball, horseshoes, and similar group sports.

101040.4.2 Table Games

Table game leagues and tournaments may be organized institutionally. All eligible inmates may participate in such tournaments.

101040.4.3 Tournaments

Tournaments may be organized institutionally. The variety of competitive activities shall be rotated according to different interests, skills, and cultural considerations.

Announcements of upcoming special events shall be posted in designated areas accessible to all eligible inmates.

Awards and certificates of participation or accomplishment may be purchased with Inmate Welfare Fund monies and offered as awards to inmates participating in tournament activities.

Approved awards shall be delivered to the recipient inmate as soon as possible, but no later than 45 days following approval by the activity/contest coordinator.

101040.4.4 Handicraft

Refer to DOM Chapter 10, Article 5.

101040.4.5 Music Program

Musical activities are encouraged in those institutions with the appropriate facilities and equipment.

Under the supervision of designated staff, inmates may schedule practice sessions in designated areas.

101040.4.6 Movies/Videos

Movies and/or videos may be selected and scheduled for viewing, in advance, on a quarterly basis. This schedule shall be submitted through the established chain of command for approval by the institution head or his/her designee (reviewer) prior to the beginning of each quarter and the approved schedule shall constitute the institutional discretionary viewing list.

Only movies/videos with a Motion Picture Association of America (MPAA) rating of General (G), Parental Guidance (PG), or Parental Guidance (PG-13) may be considered for general viewing by the inmate population. Movies/videos with Specially Edited Down (SED) rating may be viewed in accordance with the provisions of this Section.

Movies and/or videos, which have not been rated or have been rated other than G, PG, or PG-13 and are intended for specified limited inmate viewing purposes, such as education or contracted service vendor programs, shall be previewed at the institution/facility level.

Previews shall be conducted by the Academic Teacher Recreation/Physical Education (ATRPE) or designee.

A movie or video not originally rated G, PG, or PG-13, but through editing has been "reduced" to the content equivalent of a G, PG, PG-13, or SED-R rating shall require no more than ATRPE previewing.

All other content or suitability issues may be resolved by the ATRPE through referral to an Institutional Movie Review Committee (IMRC). The IMRC will classify the movie as "acceptable" or "unacceptable." Movies/videos categorized "unacceptable" shall not be approved for general inmate viewing.

The IMRC membership designated by the institution/facility head shall minimally consist of the following individuals or staff representatives: female custodial staff, correctional custody ranks no less than sergeant, medical or mental health staff, and the Supervisor of Correctional Education Programs.

Regardless of a film's MPAA rating, those glorifying violence or considered inflammatory to the climate of the institution shall not be approved for viewing.

A department wide "discretionary showing list" and /or movie review committee may be established by the Secretary.

Inmate committees may be used to assist in the selection of specific movies/videos that are approved by the institution head.

Approval does not require that it be shown by an institution.

The selection or exclusion of a movie and/or video by an institution/facility may be challenged by members of the public by writing to the Secretary, appealed by inmates by following the inmate appeal process, and/or grieved by staff by pursuing grievance procedures in accordance with their collective bargaining unit's contract and/or memorandum of understanding.

101040.4.7 Television

State-owned television sets may be provided in dayrooms or other areas accessible to general population inmates. Televisions placed in these areas shall not be moved for service, repair, or replacement except by an authorized staff person.

Program schedules shall be decided by majority vote of the inmates in attendance in the dayrooms or other areas used for general population viewing at the time of the vote. A designated staff person shall supervise all inmate-voting activities and post the approved schedule near the television.

Program schedules shall not be moved or changed except by staff.

Any tampering with the television by an inmate, other than those necessary to adjust an approved program, shall be cause for disciplinary action.

101040.4.8 Activity Groups

Refer to DOM Chapter 10, Article 3 for educational, social, cultural, and community interaction-based activities.

101040.4.9 Arts-in-Corrections

The Arts-In-Corrections Program provides leisure time activities administered by the headquarters Arts Program Administrator (APA). This headquarters staff person provides overall supervision for the institutional artist-facilitators or lead artists who are the designated program contact persons. The APA shall provide support, assistance, and ensure activity compliance.

The CRM at each institution shall be designated as the immediate supervisor for the artist-facilitators and lead artists.

Art activities may consist of, but are not limited to, the following:

Literary arts, including poetry, creative writing, playwriting, and book arts.

Visual arts, including painting, drawing, printmaking, calligraphy, and graphic arts.

Performing arts, including music, theater, and dance.

101040.4.10 Weight Lifting

Inmate recreational weight lifting activities shall not be permitted at California Department of Corrections and Rehabilitation institutions/facilities.

101040.5 Recreation and Physical Education Programs

The institution's education department shall make available to eligible inmates a recreation and physical education program with adopted standards. These standards shall be based on six related disciplines: biomechanics and kinesiology; exercise physiology; motor learning; psychosocial development; growth and development; and the humanities.

An Academic Teacher, Recreation and Physical Education, shall coordinate and provide direct supervision of the recreation and physical education program.

The program shall be based upon the adopted Recreation and Physical Education Curriculum Framework adopted by the Board of Education. Course outlines shall be developed at each institution representing the institution's program. Daily lesson plans shall reflect the course outline.

Inmate access to physical education shall be in accordance with IWTIP policy and procedures. Participation shall be voluntary, non-credit, accomplished during non-assignment hours, and be dependent on privilege level.

Minimum unduplicated enrollment for physical education shall be determined by multiplying the adopted ratio and the adopted hours per day's factor, yielding total program participants.

Several components of the recreation and physical education program require specialized instruction and/or training. These components include, but are not limited to, the following:

Physical education (non-credit earning).

Physical fitness training program, (credit earning full-time assignment).

Fitness for life, (non-credit earning unless offered as part of a full-time education assignment).

Healthful living, (non-credit earning unless offered as part of full time education assignment).

Funding for these recreation and physical education components may be provided by the Education and Inmate Programs Unit, established by

formula, and distributed as an annual allotment, which shall be made part of an institution's overall education program budget.

These education program components shall meet the adopted program-wide teacher/inmate ratio.

Whenever possible, instructional resources for these program components shall be compiled on a standard list and placed on contract.

101040.5.1 Physical Fitness Training Program

This training class is designed to evaluate, prepare, and test the physical and mental preparedness of inmates for admission into a Department of Forestry and Fire Protection Training Program and eventual assignment to a California State Conservation Camp as a firefighter, emergency transport vehicle attendant, or for support services.

Inmates shall possess a recent medical clearance authorizing their participation in emergency firefighting activities. This clearance, and the inmate's possession of a Minimum B custody designation, shall be conditions of transfer to any institution for placement in a Physical Fitness Training (PFT) class.

The SCEP or his/her designee shall provide supervision of PFT classes.

An Academic Teacher, Recreation and Physical Education, shall coordinate and/or instruct this program at each applicable institution. The assigned teacher shall be responsible for recording and reporting all training time and absences of inmates assigned under his/her supervision. A CDC Form 191, Time Card, shall be used to record the training time of assigned inmates.

The PFT involves competency testing in activities measured by specific count, time frame, or strength demonstration. These measured activities shall be specified in the adopted curriculum framework.

An inmate must successfully complete PFT prior to being admitted into the forestry training program.

101040.6 Recreation and Physical Education Equipment

Each institution/facility may provide the clothing, equipment, and supplies necessary for a variety of recreational and physical education activities. Strict accountability of items issued to inmates shall be maintained by utilizing a staff-supervised checkout system.

101040.7 Conservation Camp Programs

Conservation camps shall provide recreation and physical education program opportunities for their respective inmate populations. These opportunities shall be compatible with camp operations, staffing, and the geographic location of the camp.

101040.8 Inmate Aides

Inmate aides are valuable resources when trained and properly supervised. Inmate aides shall be selected on the basis of their relationships with other inmates, previous work record, attitude toward staff, and desire to work.

These aides may serve as program assistants, activity leaders, and sports officials performing the following functions:

Supply clerks, issuing program supplies under the supervision of designated staff.

Record keeping of equipment and supplies under the supervision of designated staff.

Preparation and distribution of program announcements and flyers.

Facility and equipment cleaning and maintenance duties.

101040.9 Recreation Committee

A recreation committee may be established at each institution. Composition should include staff and inmates. This committee may be used to provide input and offer recommendations on recreational and physical education programming.

Inmate participants shall be composed of a cross-section of inmates eligible to participate in the program.

101040.10 Community Interaction

Community participation in institutional recreation and physical education activities shall be encouraged. Community volunteers may be utilized in accordance with institution/facility's Operational Procedures.

101040.11 Revisions

The Director, Division of Adult Institutions, shall ensure the contents of this Article are current.

101040.12 References

California Code of Regulations, Title 15, sections 3220, 3223, 3233, and 3234.

ARTICLE 5 — HANDICRAFT PROGRAMS

Effective January 2, 1990

Updated April 5, 2007

101050.1 Policy

The Department permits inmates' constructive use of their leisure time activities. A handicraft program is established to provide a controlled means for obtaining the necessary materials and equipment and for the release of manufactured articles.

101050.2 Purpose

The handicraft program allows constructive use of the inmates' leisure time by affording them a program in which they may expand their creative potential. The program provides a means for the inmates to earn money to help supplement their financial resources. This Section provides for proper organization and administration of the handicraft program.

101050.3 Responsibility

Revised July 20, 1992

The inmate handicraft program is to be operated under the administration of the Associate Warden, Business Services. The handicraft manager provides direct supervision and implementation of the program.

101050.4 Inmate Eligibility

Inmates assigned Work/Training Group A or B, by a classification committee, are eligible to participate in the handicraft program. Any inmate who abuses their handicraft privileges shall be subject to loss of eligibility to participate. Inmates assigned to AD-SEG are not eligible to participate in the handicraft program.

101050.4.1 Approval of Inmate Applicants

Revised July 20, 1992

The handicraft manager, after interviewing applicants, shall approve/disapprove the CDC Form 165, Application for Handicraft Privilege.

The handicraft manager shall grant approval only after he/she is satisfied that the applicant:

- Possesses the manipulative potential required in the craft.
- Intends serious participation in the program.

If the application is disapproved, it is returned with an explanation to the inmate. If approval is granted, the handicraft manager shall forward the application to the captain for approval/disapproval.

101050.4.2 Revocation of Privilege

Inmates in violation of handicraft program policies shall be suspended from the program. Such suspension through disciplinary action shall be for a specific period of time in keeping with the seriousness of the specific violation. Participation in any handicraft program or project may be terminated or suspended as a result of classification committee action.

- Upon suspension or termination of handicraft participation through disciplinary action, classification committee action, or upon the inmate's voluntary termination, all personally owned handicraft tools and materials shall be shipped to any person in the community designated by the inmate at the inmate's expense. Tools and materials shall not be retained in long-term storage within any facility.
- The handicraft manager shall remove from the rolls those participants who have become inactive by:
 - Failing to place an order for three months; and/or
 - Failure to offer an item for sale for a three-month period.

101050.4.3 Number of Inmates Allowed to Participate

Inmate participation is limited by the available handicraft space in each facility. Fifty percent of the inmates participating in handicraft may be involved in in-cell hobby only. No waiting lists shall be maintained. When inmate participation drops, open enrollment periods shall become available on a first come/first serve basis.

101050.4.4 Indigent Inmate Loan Requests

Loan requests may be submitted to the handicraft manager and if approved, the manager shall sign the request and forward the request to the trust office for verification of indigent status. After verification the trust office shall sign and forward the request to Business Services for final disposition. If approved, the handicraft manager shall submit the request with a copy of the CDC Form 167, Handicraft Order, to the Inmate Welfare Fund accounting office. The loan shall be posted on the inmate's trust account as an obligation for the hobby order until the loan is paid in full. The amount of the loan will reduce the available budget for the institution's hobby program.

- When the loan is made, the inmate shall complete a CDC Form 193, Trust Account Withdrawal Order.
- If the inmate is transferred, paroled, escapes or expresses a desire to withdraw from the program prior to repayment of the loan, all raw materials shall be retained by the handicraft manager.
- A loan will only be deemed uncollectible if/when the borrowing inmate has either paroled or discharged from the CDCR.

101050.5 Handicraft Activity

All activities in the manufacture of finished handicraft articles shall occur only during leisure hours. Inmates shall not participate in handicraft during their normal work assignments.

Shop Activity

- The handicraft manager shall publish a schedule of operations for the handicraft shop/classroom that allows maximum access by inmates during their off-duty hours.
- The area shall be cleaned daily prior to closing. Failure of any inmate to participate or assist in the shop clean-up shall result in suspension of their handicraft privileges.

Living Area Activity

Handicraft work done in-cell shall abide by the following guidelines:

- Shall have a handicraft inventory sheet listing all material authorized:
 - One copy shall be taped to the storage locker.
 - One filed in the participant's handicraft folder in the hobby shop.
 - One filed with the captain.
 - One in the inmate's possession when transferring material between in-cell area and the handicraft shop.

Inventory sheets require the following signatures:

- Handicraft Manager.
- Captain.

Only those items authorized and listed on the inventory sheets shall be allowed. All other handicraft items shall be confiscated. The volume of handicraft in the cell shall conform to CCR 3191.

101050.5.1 Handicraft Activity Card

All inmates approved for the handicraft program shall be issued a CDC Form 133, Inmate Activity Card. All CDC Form 133's shall have an expiration date of six months and it shall state the type of handicraft the inmate is authorized to perform. Requests for renewal shall be reviewed by the handicraft manager. Inmates who have not completed any finished articles shall be deemed disinterested and shall not be eligible for renewal for the next six months.

101050.6 Items to be Manufactured

Items to be manufactured shall be limited to those approved by the handicraft manager. Criteria for approval shall be the ability of the inmate, cost of the materials, size, tools, and availability of the finished items. Specific articles that may be manufactured are as follows:

- Leather craft: Wallets, purses, belts, change purses, key cases and holders, dog collars, moccasins, sandals, photo albums, bowling bags, brief cases, watchbands, pouches and whistle snaps.
- Woodcrafts: Picture frames, jewelry boxes, inlay and overlay work, lamps, chess sets and checker boards.
- Jewelry: Earrings, Necklaces, bracelets, pins, tie clasps, belt buckles, rings, broaches, pendants and key chains.
- Art: Painting (Oils, pastels, water colors, and charcoals), drawings, engravings, and black prints.
- Knitting and weaving: Caps, scarfs, purses, sweaters, afghans, pictures, mittens, doilies, bookmarks, glass cases, rugs, and baby items.
- Ceramics: Mosaics, cups, mugs, bowls, plates, wall plaques, statuary, lamps, figurines, ash trays, and jewelry boxes.
- Cellophane: Jewelry boxes, photo albums, and picture frames.
- Macramé: Wall hangings, plate hangers, belts, bags, mats, and curtains.
- Models: Cars, trucks, boats, and planes.

Any article not listed above shall be approved by the handicraft manager before the ordering of supplies and materials.

Handicraft File

A handicraft file shall be initiated for each inmate in the program. This file shall contain all documents pertaining to:

- Special orders.

- Agreements signed.
- Loan applications (if applicable).
- CDC Form 166.

Inventory sheet listing all material authorized for handicraft work done in-cell.

101050.7 Handicraft Tools and Materials

Approved tools and materials for the handicraft program shall be purchased through approved vendors only. Items received from other sources shall be returned to sender or donated to the Inmate Welfare Program. All orders for purchases of handicraft tools and material shall be submitted to the handicraft manager (see CDC Form 167, Handicraft Order, and CDC Form 167-A, Trust Account-Special Purchase Order Only). The handicraft manager and Associate Warden of Business Services shall determine the minimum dollar value for initial handicraft purchases.

Note: The manufacture or alterations of tools shall be prohibited.

101050.7.1 Surcharges

A ten percent charge shall be added to the cost of handicraft tools and materials for handling expenses and shall be deposited into the IWF. An additional charge determined by the handicraft manager shall be added to cover the vendor's handling, tax, insurance and postage. A "hold" to cover all costs shall be placed on the inmate's trust account while the order is being processed. All money left over after payment shall be refunded to the inmates account. Inmates submitting orders with non-sufficient funds shall not be allowed to reorder for 60 days.

101050.7.2 Funds of Inmates Transferred While Awaiting a Handicraft Order(s)

When an inmate transfers after placing an order, the merchandise upon arrival shall be inventoried by the handicraft manager and then forwarded to the institution of transfer. The funds to cover the cost of the purchase shall be retained at the sending institution's trust office until the vendor has been paid. Any money left over after payment shall be forwarded to the trust office at the new institution and accredited to the inmate's account.

- No orders shall be cancelled after submission to the vendor.
- To avoid possible complications and delays in preparing accurate release budgets, handicraft orders shall be submitted and ordered no later than 90 days prior to the inmate's release date.

101050.7.3 Handicraft Items from Other Institutions

The handicraft manager shall approve and inventory all handicraft items received from other institutions. He/she shall store the items until the inmate has been approved for the handicraft program. When the inmate receives the activity card, he/she shall be given the items and shall be permitted to keep them per institutional procedure. Approved tools that are not permitted outside of the handicraft shop shall be stored in appropriate lockers provided. Any tool with a cutting edge or sharp point in excess of 1-1/2" in length shall not be permitted to be in the possession of the inmate outside the hobby shop. No tools shall exceed 4-1/2" overall in length. Any item(s) not approved shall be disposed as follows:

- May be donated to the handicraft program.
- May be mailed to an approved correspondent at inmate's expense.

101050.7.4 Institutional Handicraft Equipment

Handicraft equipment supplied by the institution shall be operated only by inmates specifically authorized by the handicraft manager.

Tools and equipment shall be allotted to the handicraft participants on a first come, first serve basis, with a sign-up list kept by the handicraft manager. The Manager shall monitor the time spent on the machines and ensure that they are not monopolized for an unreasonable length of time by one person.

101050.7.4.1 Handicraft Equipment Safety Policy

Failure to safely operate the equipment with reasonable care and proficiency shall be reason for suspension of privileges for further use. All machines shall have safety devices in place when being operated. Safety goggles shall be worn at all times when operating equipment.

- No repairs shall be made by inmates on any of the equipment other than minor adjustments which shall be performed under the supervision of the handicraft manager.

- Misuse of equipment shall also be reason for suspension of privileges and could result in the inmate being charged for necessary repairs.

101050.7.5 Unauthorized Materials

Any handicraft materials, tools or projects in the possession of an inmate, who is not assigned to the handicraft program, shall be deemed contraband and shall be confiscated. Inmates who loan or give their handicraft items to another inmate without prior specific approval in writing by the handicraft

manager shall be subject to removal from the program, and the items confiscated.

- All correctional employees have the authority to confiscate unauthorized handicraft materials, tools, or projects. The confiscated items shall be tagged with the inmate's name and number and then placed in receiving and release for disposition by the handicraft manager.
- Items confiscated shall be disposed of in a manner which includes, but is not limited to the following:
 - Sale in the handicraft store with proceeds to IWF.
 - Donation to a charitable organization.

101050.7.6 Volatile Substances

No handicraft volatile liquids or substances shall be stored in any inmate's living quarters. All volatile substances shall be stored in the handicraft shop, adhering to the controls as set forth in DOM 52030.

101050.7.7 Tool Control

Tool control of state owned tools or inmate owned tools are subject to the provisions as stated in DOM 52040.

101050.7.8 Volume of Handicraft Items

An inmate's handicraft articles, tools, and materials shall not exceed the amount that can be stored in designated storage areas of the facility.

Handicraft materials and equipment when combined with other personal and state property shall not exceed six cubic feet in the inmate living area.

101050.8 Inventory Requirement Handicraft Ledger Card (CDC Form 166)

All handicraft tools and materials received for inmates (purchased or donated) shall be itemized on a CDC Form 166, Handicraft Ledger Card. Upon completion of a handicraft item, an entry shall be made on the CDC Form 166 stating what was completed, cost, and date of completion. The disposition of the item shall also be entered on the form, i.e., donated, sold, mailed out or transferred to individual's personal property. If the item is sold, the receipt number from the bill of sale shall be posted on the form.

If an inmate is authorized to have handicraft work in the cell, all handicraft tools and materials received shall be itemized on a CDC Form 166-A, In Cell Handicraft Ledger. The CDC Form 166-A shall be completed in the same manner as described above for the CDC Form 166.

101050.9 Paroled or Discharged Inmates

Inmates paroled or discharged shall ship, at their own expense, personal handicraft materials prior to their release date or may carry the materials with them upon release. All handicraft materials shall be inventoried and packed by the handicraft manager then delivered to the receiving and release officer. A copy of the list of inventoried materials shall be placed in the inmate's handicraft file and forwarded to the records office for further disposition.

101050.10 Transferred Inmates

Upon receiving notice that an inmate is to be transferred, the handicraft manager shall gather and inventory all the inmate's tools, and raw materials for packing. A copy of the inventory list shall be placed in the handicraft package, a copy in the inmate handicraft files and a copy forwarded to the records officer to be sent to the institution of transfer. Inmates, at their own expense, shall either ship materials to the institution of transfer or to an approved correspondent. They may also donate them to the inmate handicraft program. The handicraft manager shall make arrangements for the packages to be shipped.

Paroled, discharged or transferred inmates shall have thirty days prior to and thirty days after departure to contact the handicraft manager to determine disposition of their hobby materials and tools. If the handicraft manager is not contacted within the time limits, the inmate's hobby possessions shall be considered abandoned property and shall be turned over to the IWF.

101050.11 Inmate Death

Upon notification of the death of an inmate who was involved in the handicraft program, the handicraft manager shall gather, inventory and pack all of the tools, raw materials, finished and partially finished articles belonging to the deceased. The package(s) shall be forwarded to the institution property room. A copy of the inventory sheet shall be attached to the package and a second copy shall be forwarded to the institution's records office with the inmate's handicraft file.

101050.12 Stolen Articles

Stolen or lost handicraft materials, tools, and articles shall be reported immediately by the inmate to the handicraft manager. He/she shall record the missing items and route a memorandum to the unit/division administrator listing the description and other information concerning the theft or missing articles.

101050.13 Repairs

Articles purchased in the handicraft store which are discovered to be defective may be returned with receipt within 60 days of purchase for necessary repair, alteration or renovation.

- Other repairs or alterations of purchased items may be done at a fair charge to the inmate. Sale slips shall accompany all items returned for repair.

101050.14 Donations Citizen

Only the Warden, delegated representative, or the institutional CRM may accept a gift/donation from private, local contributors. When a gift/donation is deemed appropriate for acceptance, the CRM shall complete the CDC Form 922, Authorization to Accept Gift/Donations, following the procedures set forth in DOM 101110.

Inmates

Inmates may also donate handicraft materials and tools to the institution handicraft program. Such articles shall be controlled by the handicraft manager, become the property of the State, and shall be utilized in the same manner as other state owned tools and materials.

101050.15 Gifts

Correspondent/Visitor

Inmates may give gifts of handicraft items produced by themselves to any correspondent or visitor by "gate pickups and mail outs" within the following limits:

- Gate pickups: No limit on gate pickups. Packages remaining at the entrance gate/reception desk for more than two weeks shall be returned to the inmate.
- Mail outs: No limit on mail outs, but all shipping and wrapping charges shall be prepaid by the inmate by signing a CDC Form 193, Trust Withdrawal Slip.
- All gifts shall be searched and sealed by the handicraft manager prior to mailing or gate pickups. All gate pickups and mail outs shall be at the inmate's risk.

Inmates

Inmates, with prior approval of the handicraft manager, may give, donate, or loan handicraft tools and materials to other inmates who are properly enrolled in an approved handicraft program. The recording of transactions shall be made by the handicraft manager.

No gift may be given to or be accepted by an employee of the Department.

101050.16 Inmate Personal Possession

Inmates in the handicraft program may transfer completed articles to their personal possession if such articles conform to DOM 54030. A personal property receipt shall be initiated by the handicraft manager and sent to the property room/Receiving and Release per institutional procedures. Stockpiling of finished products shall not be allowed.

101050.17 Handicraft Sales

Items to be placed on sale in the handicraft store shall be submitted to the handicraft manager for approval. The selling price shall be established jointly by the inmate and Manager. The maximum number of articles allowed to be placed in the handicraft store shall be determined by the handicraft manager based on available space and size of item.

- Inmates, 30 days prior to parole/transfer, shall notify the handicraft manager as to the disposal of such articles. Inmates shall not leave articles for sale after their departure.

101050.17.1 Handicraft Inventory Card

The CDC Form 168, Handicraft Inventory Card shall be filled out for each item placed for sale. Items shall be logged on the inmate's card, and shall be initiated by the inmate and the handicraft manager.

Sale items shall be issued an inventory number. The inventory card is a three-part form and all sections shall be completed by the manager when an item is placed in the handicraft store for sale.

The card shall be distributed as follows:

- Part one of the card with the item description and approved price shall be completed and forwarded to the trust office where it shall be retained.
- Part two shall be attached to the article showing sale price when it is placed for sale in the handicraft store. When the item is sold, a copy shall be attached to a copy of the sales receipt and forwarded to the trust office. The sale price shall be verified to correspond with the amount shown on part one of the inventory card prior to posting the income on the inmate's account. If a discrepancy exists, it shall be resolved at that time by the trust office and the handicraft manager.

- Part three, the inmate's receipt, shall be given to the inmate when the item is placed in the handicraft store. The inmate shall retain this receipt in his/her possession and shall turn it in to the handicraft manager at the time the item is sold or removed from the store.

A proper balance and relationship shall exist between inventoried articles and mail out, sales, and purchases. If such a balance does not exist, an investigation shall be initiated per institutional procedures and directed by the handicraft manager.

101050.17.2 Sales of Displayed Handicraft (CDC Form 168)

Sales of handicraft items shall be limited to those items on display in the Handicraft Store, annual institutional arts and crafts shows, shows in public buildings, fairs or on property operated by a non-profit organization. All proceeds from handicraft sales shall be returned to the institution. No person or organization sponsoring a show shall receive a commission or profit from the sale of handicraft items directly or indirectly.

- A ten percent surcharge shall be added to the established purchase price on all articles placed on sale. When the article is sold this surcharge shall be deposited to the IWF.
- At the time of sale, a sales receipt shall be completed and include the following information:
 - Date.
 - Customer's name.
 - Inventory number.
 - Quantity and brief description of the item.
 - Net price.
 - Sales tax and total price.

Paintings shall include different types of pictures, drawings, sketches and etchings with any frames that are attached.

The following procedures and rules shall apply:

- Purchase of handicraft articles shall be paid for with cash, money order, or cashier checks.
- The IWF shall not be used to compensate any losses in the sales store operation.
- Handicraft articles on display for 3 months may be deemed as unsalable by the handicraft manager and returned to the inmate for approved disposition. Appropriate remarks shall be placed in the inmate's handicraft ledger at the time of disposition.
- The net money received by an inmate for the sale of handicraft articles shall be placed in the individual's trust account.
- All sales shall be recorded in the log book in the handicraft store at time of sale and the handicraft manager shall keep a duplicate log of sales receipts for inventory purposes.

101050.17.3 Special Orders

Special orders between employees and inmates shall first be approved by the handicraft manager and the Warden, or delegated representative, prior to the inmate commencing work on the item. Any contracts an inmate wants to enter into with other than an employee shall first be approved by the Warden or delegated representative. The following shall apply:

- Inmates shall use only material purchased from their own funds to manufacture items specified in the contract.
- The CDC Form 1230, Special Handicraft Contract, shall be assigned an inventory number and filled out in quadruplicate by the handicraft manager who shall obtain the signature of both the contracting employee and the inmate. The price of the item(s) being produced shall be agreed upon and stated on the contract before signing. Prices shall not be changed once they have been established.
- The handicraft manager shall sign the contract and submit it to the Warden or their delegated representative for approval. After acquiring the required signature, the handicraft manager shall distribute copies as follows:
 - Original: Associate Warden, Business Services.
 - Copies: Handicraft office, employee, and inmate.
- The inmate shall purchase materials and commence work on the contracted item(s).
- The handicraft manager shall notify the employee when the contracted items are completed and shall deliver them to the Handicraft Store where the employee shall pick up and pay for the items. No items shall be given to an employee until payment is made in full. The receipt shall

be completed and distributed accordingly with the original copy going to the employee.

- All contracted items must be picked up and paid for within thirty days of notification.
- The handicraft manager shall monitor the contracts and insure that they are completed within the time specified.

101050.18 Inmates' Sub-Contracting

Inmates shall not employ any other inmate(s) in the manufacturing of any handicraft article(s). Inmates may collaborate in the manufacturing of handicraft articles only with prior approval of the institution handicraft manager. All inmates involved in the production or creation shall share in any profit as determined by the institution handicraft manager.

101050.19 Handicraft Store

Completed handicraft articles shall be sold through the handicraft store. The sales shall be recorded on a CDC Form 169, Handicraft Daily Sales Report which shall be prepared in triplicate by the handicraft manager.

Distribution shall be as follows:

- Original to IWF, accounting officer.
- Duplicate to Trust Officer.
- Triplicate to handicraft file.

101050.19.1 Proceeds from Sales

The net amount of monies received by an inmate for the sale of handicraft articles after deductions for handling costs shall be considered as proceeds. Proceeds shall be placed in the inmate's trust account with the exception of those items manufactured from state owned material. Proceeds from these articles shall be deposited to the IWF.

101050.19.2 Sales Tax

Completed handicraft items when sold are subject to sales tax, which shall be collected and remitted to the BOE. Since there will be a duplicate payment of tax on the materials that go into handicraft items that are sold, an adjustment for this duplicate tax may be made when reporting to the BOE.

Materials purchased for handicraft items are also subject to sales tax. If the vendor does not operate under a sales tax permit, the "use tax" is to be accrued and reported to the BOE at the end of the fiscal year. If the handicraft item is not sold, no additional sales tax will be collected.

101050.19.3 Cash Shortages

The IWF shall not be used to reimburse cash or the value of handicraft items lost or stolen from handicraft stores or for checks received from handicraft sales that become uncollectible.

101050.19.4 Store Inventory

The store shall be inventoried at least quarterly by the handicraft manager and annually by the Accounting Officer of the specific institution.

101050.20 Arts and Crafts Shows and Exhibits

Institutions shall hold no more than two arts and crafts shows annually. All of the proceeds from handicraft sales shall go to the institution for disbursement per this Section. No individual or organization shall receive a commission or profit from the sale of handicraft, directly or indirectly.

Each institution or facility may hold one trade fair or art exhibit each year at the institution or facility, in addition to the approved arts and crafts shows, in public buildings, at fairs, or on property operated by nonprofit associations at which no sales are made.

101050.20.1 Length of Shows and Exhibits

Shows and exhibits at institutions shall be limited to four consecutive days, including Saturday and Sunday, outside exhibits may be extended to coincide with the normal period of the particular event, such as a state or county fair. It is desirable that institutions in the same general locale coordinate their plans for shows and exhibits in order to avoid conflict in dates.

101050.20.2 Number of Displayed Articles

In order that the maximum number of inmates have an opportunity to display handicraft items at art shows or public displays, the number of items which any one inmate shall be permitted to display, shall be limited to ten regardless of value.

101050.20.3 Sponsorship

The handicraft manager shall organize the exhibits/shows under the general supervision and sponsorship of the Associate Warden, Business Services.

101050.20.4 Participants

The exhibits/shows shall be restricted to inmate participants only.

- Each item offered for sale shall have the price established at the time it is submitted for entry. The price must be realistic and controlled by the

handicraft manager. No price changes will be permitted. Ten percent is added to the inmate's asking price for deposit in the IWF.

- Sales shall be handled as described in DOM 101050.20.

101050.20.5 Publicity

Newspapers and TV stations are usually interested in the handicraft shows. Their staff is invited to review the entries and interview the inmate artists, if appropriate.

101050.20.6 Judges

The Associate Warden, Business Services and handicraft manager may select a panel of outside judges from the local community. Judging shall be prior to the public showing. The number of awards shall be based on entries.

101050.21 Revisions

The Deputy Director, Division of Support Services, or designee shall ensure that the content of this Section is accurate and current.

101050.22 References

PC §§ 2601(a), 2813, and 5006.

CCR (15) (3), §§ 3100-3109, 3190 and 3265.

ACA Standards 2-4392, 2-4452, 2-4453, 2-4458, 2-4459, 2-4461.

ARTICLE 6 — RELIGIOUS PROGRAMS

Revised July 20, 1992

Updated April 5, 2007

101060.1 Policy

The Department shall make a reasonable effort to provide for the religious and spiritual welfare of all interested inmates.

101060.2 Purpose

The purpose of this Section is to provide guidelines for the religious program.

101060.3 Responsibility

Wardens are responsible for the religious programs in the institution and conservation camps. They shall meet quarterly with staff chaplains and Native American Spiritual Leaders.

The Chief Deputy Warden or an AW, shall provide supervision of the staff chaplains, intermittent chaplains, and part-time chaplains.

Staff chaplains shall develop, supervise, and operate their assigned religious programs.

101060.4 Chaplain and Native American Spiritual Leaders' Duties

The pastoral duties of a chaplain and Native American Spiritual Leader shall consist of the following:

- Conducting worship:
 - Regular daily and/or weekly worship services, special religious services on religious and national holidays, interfaith services, memorial services, and funeral services.
- Administering Sacraments:
 - Baptism, Confession, Communion, Confirmation, Sacrament of the Sick and Marriage.
- Pastoral visiting:
 - Hospital, work programs, visiting areas, housing units, camps, group activities, and families of inmates.
- Religious education:
 - Scripture studies, liturgy, history, comparative religion, religious values, contemporary issues, and sacred music.
- Counseling:
 - Individual, family, marital, prerelease planning, and other pertinent counseling issues.

101060.4.1 Duties of Chaplain in Case of an Inmate Death

See DOM 51070, Death, for procedures.

101060.4.2 Privileged Communication

Clergy have the right to privileged communication in the performance of their duties to the extent that the information in no way threatens or hinders inmate lives, staff lives, or in any way breaches the security of the facility.

101060.4.3 Ecclesiastical Responsibilities

The staff chaplain is responsible in his ministry to the source of his ecclesiastical endorsement and to the Wardens. This dual role shall not

impose upon the institution a program in conflict with good correctional management.

101060.4.4 Pastoral Duties—Officiating at Marriages

Staff chaplains may officiate at the marriage of inmates. However, the staff chaplain, by virtue of religious affiliation, shall establish the criteria consistent with the provisions of DOM 101070, which shall be met by the candidates, if the staff chaplain is to officiate. Staff chaplains shall provide their supervisors with these criteria.

See DOM 101070 for procedures.

101060.4.5 Funerals and Memorial Services

Chaplains and Native American Spiritual Leaders may, with authorization of the Warden, conduct or coordinate funerals and/or memorial services for deceased inmates and/or their families.

101060.4.6 Pastoral Services to Parolees

Staff chaplains and Native American Spiritual Leaders may minister to parolees and their families with the approval of the Warden and the RPA of the P&CSD.

101060.4.7 Pastoral Services to Employees

Staff chaplains and Native American Spiritual Leaders may minister to employees who make personal requests.

101060.4.8 Pastoral Administrative Functions

Staff chaplains and Native American Spiritual Leaders shall be responsible for management of their offices, preparing and submitting reports, incoming and outgoing correspondence, and record keeping.

Staff chaplains and Native American Spiritual Leaders shall:

Budget

Be required to submit their budgetary requests in writing through their supervisors.

Facility Emergencies

Be available to assist as required in institutional emergencies as far as the dignity of their office and conscience will permit.

Serve on Various Committees

Staff chaplains and Native American Spiritual Leaders may be called upon to serve on the institution classification committee, be a member of various institution committees, attend institutional staff meetings, and serve on departmental committees or task forces.

Working Hours and Training

They may be required to work irregular hours due to the nature of their profession, attend religious retreats and conferences to maintain ordination and certification status, develop training opportunities for clergy, theological students, and religious volunteers where such programs provide a helpful service to the religious activities of the institution.

They are not required to participate in firearm or physical training.

101060.5 Religious Program Activities

The religious programs shall include activities that will encourage inmate participation. The activities may include the following:

- Regular and special religious worship services.
- Special religious observances of the faith group.
- Religious education.
- National commemorative services.
- Interfaith services.
- Meditation services.
- Religious literature distribution.
- Outside religious group participation.
- Self study religious courses.
- Speech forums.
- Service projects.
- Religious interest groups.
- Religious societies and organizations.
- Participation in community betterment programs.

To implement the religious activities program, the Wardens may obtain the following qualified persons:

- Muslim, Jewish, Catholic, Protestant chaplains and a Native American Spiritual Leader on a full-time, part-time, or intermittent basis.
- Volunteer non-paid community clergy and/or religious or spiritual leader representatives.
- Inmates.

101060.6 Worship Services

Chaplains and Native American Spiritual Leaders shall be responsible for:

- Organizing, scheduling, and conducting the worship services and religious programs appropriate to their faith.
- Approving the scheduling and conducting of worship services and religious programs by volunteer community clergy and volunteer religious representatives.

101060.6.1 Scheduling of Worship Services

Reasonable time for religious services, in keeping with institution security and other normal and necessary operations and activities within the institution, shall be allowed.

Insofar as possible, other institutional activities shall not be planned which will conflict with or disrupt scheduled religious services.

101060.6.2 Inmate Assistant

Inmates may assist in conducting worship services and in the religious programs or as "Sweat Leaders."

101060.6.3 Use of Inmate Ministers

In the event an officially ordained chaplain of a particular faith cannot be obtained to conduct services within the institution for that faith, the Warden may at his/her discretion, and subject to such controls as are reasonably required for institution security, designate a qualified inmate to minister to the religious needs of that particular faith.

In determining the qualifications of an inmate to conduct such services, the Warden shall, wherever possible, seek the advice and counsel of outside religious leaders of that faith.

No inmate shall be assigned as a minister or as a religious counselor on a full-time basis in lieu of regular institution work and program assignment, nor shall any inmate who is approved to minister to the religious needs or interests of other inmates be considered as a state employee or be paid by the state for his or her services.

101060.6.4 Inmate Attendance

Revised October 14, 2009

Inmate attendance in the religious program shall be voluntary. Institution heads shall make every reasonable effort to provide for the religious and spiritual welfare of all interested inmates, including, but not limited to, affording inmates a reasonable accommodation to attend a scheduled Religious Service if they are unable to do so due to conflicting work/education assignments. Reasonable accommodation may include, but is not limited to, modified work schedule, use of accrued time or allowable breaks, granting of a job/assignment change, changes of regular days off, etc. Use of regular accommodation shall in no way adversely impact an inmate's credit earning status. The use of excused time off (ETO) for routine religious services shall be limited to instances where it is not possible to change the conflicting work/education assignment.

For inmates with work assignments outside prison grounds, a reasonable accommodation to attend religious programs shall be limited to an assignment change. Certain assignments may only permit the granting of a job/assignment change as a means of providing reasonable accommodation. This would apply when permitting an inmate to leave the job site is not practical and is unduly burdensome to program operations. Examples include, but are not limited to the following assignments:

- Conservation Camps during the course of firefighting efforts.
- Community Work Crews.
- Other Off Reservation Work Details.

101060.7 Special Religious Services/Programs

Religious services/programs may be conducted in special areas of the institution when an individual or a group of inmates cannot participate or attend the regular institution religious services/programs.

The staff chaplain and Native American Spiritual Leader shall be responsible for establishing religious services and instruction for individual inmates housed in a special housing unit. These services shall be coordinated through the unit captain and approved by the associate Warden.

101060.8 Location and Use of Chapel

Chapel facilities are designated for daily religious uses and programs. Use of the chapels for other than religious activities shall require the approval of the Warden.

Wherever feasible, multi-faith chapels or individual chapels for faith groups represented by a substantial number of inmates shall be provided at each facility.

Where only one chapel is available, a schedule for the use of the chapel shall be prepared by the staff chaplains and approved by the Warden or designee.

Where chapels are not available, the Warden shall designate a suitable area for the religious services and approve the scheduling of services in such temporary facilities.

101060.9 Location and Use of Sweat Lodge

The designated area in which the American Indian Sweat Lodge is situated is to be considered sacred. The sanctity must be observed and preserved, not only by inmates, but staff as well.

101060.9.1 Sweat Lodge Ceremonies

The designated pipe holder, volunteer spiritual persons or the leader of the religious group are responsible for organizing and conducting the sweat ceremonies.

A sacred pipe is used during sweat ceremonies and prayer offerings. It shall be retained by a designated pipe holder, who shall be responsible for the protection of the pipe and pipe bag.

All sacred items used in the sweat lodge ceremony may be acquired from the Native American community or from an approved vendor of Native American supplies. Only those items approved by the Warden or his/her designee shall be permitted.

The Sweat Lodge ceremonies consist of, but are not limited to, the use of the following sacred items.

- Sacred pipe and pipe bag.
- Kinnikinnick.
 - Mixture of red willow bark, cedar, tobacco, bear berries, yellow willow bark, and herbs.
- Eagle feathers.
- Sage.
- Sweet grass.
- Buffalo or deer skull.
- Antler.
- Lava or river rocks.
- Water.
- Non-metallic dipper and non-metallic bucket.

101060.10 Sacramental Wine and Religious Artifacts

Wine and religious artifacts approved by the Warden for sacramental and worship purposes may be brought into the institution.

Chaplains shall have prior written approval to purchase and bring into the institution the sacramental wine.

The approval, signed by the Warden or designee, shall accompany the wine through the normal security processing of each given facility.

The sacramental wine shall be maintained in a specified secured location inaccessible to inmates. The applicable chaplain shall remove the wine on the day of use and maintain control of the wine until the religious ceremony is concluded. The applicable chaplain will then return the unused portion and/or the empty container to the designated secured location.

Religious artifacts are those items which American Indians wear on religious/ceremonial occasions and include their tribal designations, personal and religious totems and items which have spiritual significance in their lives. The items may be distinguished by tribal colors and tribal totems.

These items include, but are not limited to, the following:

- Choker.
- Eagle feathers.
- Headband.
- Wristband.
- Medicine bag.
 - Medicine bags shall be small, constructed of soft leather or other natural material without lining, and shall not exceed 1 1/2 inches in diameter. They are usually worn around the neck or hung from the belt.
 - After inclusion of the individual's medicine in the bag, it may be either sewn shut or closed with a drawstring in the presence of staff. The medicine bag must be closed in such a manner that will allow for subsequent inspection of its contents.

The religious artifacts are not to be confused with items worn strictly for ornamental reasons. The religious leader from the community, the group chairman and the pipe carrier shall submit, in writing to the Warden for approval, the religious artifacts worn by their group.

Wearing of the artifacts at times other than during religious occasions, sweat days, and special ceremonies requires approval of the Warden or his/her designee.

101060.11 Chapel, Sweat Lodge, and Sacred Items Search by Custody Staff

Searches shall be conducted with dignity and due respect to the sanctuary and sweat lodge. When practical, the chaplain or Native American Spiritual Leader will be present.

Staff chaplains shall arrange through their supervisor for certain criteria to be met by custodial staff when conducting searches of the chapel facilities or sweat lodge.

Handling of a medicine bag, sacred items, sacred pipe, and pipe bag by staff is limited to those occasions when there is reasonable cause to believe it may contain unauthorized or dangerous items or substances.

Medicine Bag Search

Any routine search of the medicine bag shall be accomplished by having the owner turn the bag inside out in the presence of staff.

Spiritual leaders, volunteers, and visitors entering an institution, are subject to searches of their personal medicine bag in the same manner as described above.

Sacred Pipe and Pipe Bag Search

Handling of the sacred pipe and pipe bag will be limited to the designated pipe holder unless there is reason to believe they may contain unauthorized items or substances.

When a pipe bag search is necessary, the designated pipe holder shall remove the contents of the bag and spread it out for staff to visually inspect.

101060.12 Special Foods for Religious Ceremonies

See DOM 54080.10 for information.

101060.13 Revisions

The Deputy Director, Division of Community Partnerships, or designee shall ensure that the content of this Section is accurate and current.

101060.14 References

CCR §§ 3210-3213.

Public Act 95-341, American Indian Religious Freedom Act.

ACA Standards 2-4466, 2-4463, and 2-4468.

DOM §§ 51070, 53010, and 54080.

ARTICLE 7 — MARRIAGES

Revised February 10, 1999

Updated April 5, 2007

101070.1 Policy

Revised September 25, 2007

PC 2601 provides that all persons sentenced to the Department have the right to marry.

Unless legitimate penological interest would dictate otherwise, inmates shall be permitted to marry when they meet all legal and departmental requirements. This Article does not apply to registered domestic partnerships, which are legally distinct from marriages. The CDCR does not assist inmates to establish registered domestic partnerships because inmates, while they are incarcerated, cannot meet the common residency requirement of the California Domestic Partners Rights and Responsibilities Act.

101070.2 Purpose

The purpose of this procedure is to provide guidelines for the processing of inmate marriage requests and the solemnization of marriages.

101070.3 Definition of Marriage

“Marriage” is defined in California Family Code (FC) 300, as follows:

“Marriage is a personal relation arising out of a civil contract between a man and a woman, to which the consent of the parties capable of making that contract is necessary. Consent alone does not constitute marriage. Consent must be followed by the issuance of a license and solemnization as authorized by (other provisions of this code).”

101070.4 Roles and Responsibilities

The FC sections relating to the issuance of marriage licenses and the solemnization and registration of marriages vary from county to county. In each county, the County Clerk is designated as a Commissioner of Civil Marriages and the County Recorder is the local registrar of marriages. These county officials may choose to deputize others to perform these functions. (Thus references in this Section to County Clerk, County Recorder, or

Commissioner of Civil Marriages include any deputies they may have designated or appointed.)

The institution head (or designee) shall be responsible for ensuring that the facility adheres to the county’s marital guidelines as set forth by the Office of the County Clerk and the County Recorder within their respective jurisdiction.

101070.5 Legal Requirements for the Issuance of a Marriage License

Before marrying, the FC requires that a license be obtained from the County Clerk. Marriage licenses expire 90 days after issuance and must show the identity of the parties, their full names, places of residence, and ages. The County Clerk may issue a marriage license when all legal requirements have been met by the applicants, including payment of license fees. Marriage license applications require information regarding the parties State of birth, number of previous marriages and the manner and date of termination of the last marriage, usual occupation, years of education completed, and each party’s parents’ name and State of birth. This additional information is required by statute for the State’s Registrar of Vital Statistics, which registers marriages in this State.

Both parties must appear together before the County Clerk with appropriate identification, including proof of age. The County Clerk may examine the applicants for a marriage license under oath to ascertain whether they meet the legal requirements. The County Clerk may send a Deputy Commissioner to a CDCR facility, or deputize an employee of a CDCR facility as a Deputy Commissioner to collect this information from an inmate, and ascertain if the inmate meets the legal requirements to obtain a marriage license.

The FC prohibits granting of a marriage license if either applicant lacks the capacity to enter a valid marriage or is, at the time of making application for the license, under the influence of an intoxicating liquor or narcotic drug. A person lacks the capacity to marry if:

He/she is under age 18, unless that applicant has both the consent of his/her parent(s) and a court order granting him/her permission to marry.

He/she is already married to the other applicant. (A marriage license may not be issued to applicants who are already validly married either in California or in another State.)

He/she is already married to another person and no final dissolution has been entered. Such a marriage would be considered to be bigamous.

Note: The PC sets forth criminal penalties for persons who solemnize incestuous or other marriages forbidden by law.

Requirements for Confidential Marriages

The requirements for a confidential marriage are set forth in FC 500, which reads:

“When an unmarried man and an unmarried woman, not minors, have been living together as husband and wife, they may be married by a person authorized to solemnize a marriage...”

Procedures for Obtaining Confidential Marriage Licenses

The procedures for obtaining marriage licenses for confidential marriages are somewhat different. If either or both of the parties to be married is physically unable to appear in person before the County Clerk, the FC requires the County Clerk to issue a confidential marriage license to the person solemnizing the marriage upon that person’s presenting an affidavit to the County Clerk, signed by the person and the parties to be married, explaining the reason for the inability to appear. The FC also requires County Clerks to issue confidential marriage licenses to approved notaries public who pay the license fees and who are reimbursed by the applicants for these fees.

Note: The County Clerk has the authority to approve, for a limited term, a notary public to authorize confidential marriages. This person may be an employee of the CDCR facility. The notary public is required to attend a specified course of instruction, and pay a fee. This approval is subject to suspension in specified situations. (Refer to FC 530 through 536 for other applicable provisions.)

- Since confidential marriages are permissible only when the applicants have been living together as husband and wife, the applicants must understand they are stating under penalty of perjury that they have been living together as husband and wife.

As with other marriage licenses, a confidential marriage license issued by the County Clerk is valid only for a period of 90 days after its issuance, but unlike other licenses, a confidential marriage license may only be used in the county in which it was issued.

The form for the confidential marriage license is different from a conventional marriage license and includes a certificate of marriage that is used in solemnizing the marriage.

There is a statutory fee for filing of confidential marriage certificates that must be paid when the license is issued.

101070.6 Solemnization of Marriages

Marriages, whether conventional or confidential, may be solemnized at a CDCR facility by any of the following:

- A priest, minister, or rabbi of any religious denomination. This may include a facility chaplain, or a person not employed by CDCR who is chosen by the parties and who is able to obtain gate clearance.
- Staff may contact the inmate's religious denomination to determine whether the non- CDCR clergy is ordained to solemnize marriages. The denomination's decision shall be accepted. During contact with representatives of the inmate's religious denomination, staff shall be cautious to avoid making any statements or implications regarding the inmate's religious or secular qualification or responsibilities.
- A current or former State or federal justice, judge, or magistrate.
- A current or retired Commissioner of Civil Marriages.
- County Clerk or deputized designee.
- An official of a nonprofit religious institution, whose articles of incorporation are registered with the Secretary of State, and who has been licensed by the county to solemnize the marriages of persons affiliated with, or members of that religious institution. The official must possess the Degree of Doctor of Philosophy and must perform religious services or rites for that religious institution on a regular basis. These marriages shall be performed without fee to the parties.
- The FC provides that the requirements for solemnization do not apply to members of religious societies or denominations that do not have clergy to solemnize marriages. However, the FC requires that members of such groups make, sign, and attach to the marriage license, a statement showing:
 - The religious society or denomination of the parties and that the marriage was entered into in accordance with the rules and customs of that society or denomination.
 - The fact, time, and place of entering into the marriage.
 - The signatures and residential addresses of two witnesses to the ceremony.

Presentation of License

Statutes mandate that the person solemnizing the marriage require the presentation of the marriage license before solemnizing the marriage. Not to do so subjects that person to criminal penalties. The license is part of the certificate of registry given to marriage license applicants by the County Clerk.

Form of Ceremony

The FC does not require any particular form for the marriage ceremony, although it does require that the parties declare, in the presence of the person solemnizing the marriage and witnesses, that they take each other as husband and wife.

Witnesses

The FC requires, for conventional but not for confidential marriages, at least one witness other than the person solemnizing the marriage. There are no specific qualifications for witnesses. Those religious groups who do not have clergy to solemnize marriages (see above) must have two witnesses.

101070.7 Authentication of Marriages

When a couple obtains a marriage license, they also receive a certificate of registry of marriage. The purpose of registering a marriage is to provide a permanent record of the marriage for the State Registrar of Vital Statistics. This certificate must be presented to the person solemnizing the marriage along with the license. That person completes the certificate, signs it, and has at least one witness (for conventional marriages) sign it and record his or her address.

For confidential marriages, the confidential marriage license (including certificate) obtained from the county clerk is filled out by the parties to the marriage and authenticated by the person solemnizing the marriage. The form is printed in duplicate and a copy is required to be given to the parties at the time of the ceremony. The person solemnizing the marriage is also required to give the parties an application to obtain a certified copy of the certificate, which shall be filled out and returned to the county clerk by the person solemnizing the marriage.

The person who solemnized the marriage is required by statute to return the marriage license and the completed certificate of registry to the county recorder in the county in which the license was issued within 30 days after the ceremony. The statutory fee for filing confidential marriage certificates

should have been paid at the time the license was issued by the county clerk. Failure to file the license and certificate within this time frame may subject that person to criminal penalties. The original certificate is forwarded to the State Registrar of Vital Statistics.

If a copy of the marriage certificate is requested by the couple, the person solemnizing the marriage shall issue a ceremonial marriage certificate showing the fact, date, place of the marriage, names and residences of witnesses, and the name and official position of the person solemnizing the marriage. Such certificate has no official significance, but serves primarily as a memento.

101070.8 Processing the Marriage Request

The inmate's caseworker or a staff member designated by the facility head shall process the marriage request.

Processing the marriage request shall include:

Checking all available data on the inmate's current marital status.

Notifying the inmate of the legal requirements and assistance available in gathering documents and developing marriage plans. When necessary, this shall include verifying the recognized standing of a requested clergy.

Obtaining approval from the facility administrator for:

- The date and location of wedding.
- The allowance of up to two inmates and ten non-inmates, not including the officiant, bride and groom. Inmate guests may attend only if their Inmate Work Incentive Program is not interrupted.

Furnishing necessary information to the County Clerk or clergy. At the request of the County Clerk, the staff member facilitating the marriage may arrange for an evaluation by a CDCR psychiatrist to determine the inmate's mental competency.

Coordinating staff efforts necessary to perform the marriage when the wedding plan is approved by the institution head or designee for:

- Gate clearance of outside guests.
- Gate clearance of outside clergy.
- Arrangements for wedding photographs.

101070.9 Pastoral Duties/Officiating at Marriages

Facility chaplains may officiate the marriage. However, the facility chaplain, by virtue of their religious affiliation, shall establish the criteria which shall be met by the applicants if the facility chaplain is to officiate. Facility chaplains shall provide the criteria to their supervisors.

101070.10 Revisions

The Director, Division of Adult Institutions, shall ensure that the content of this Section is accurate and current.

101070.11 References

PC §§ 359, 360, and 2601.

CCR (15) § 3216.

EC § 663.

FC §§ 301 et seq, 400, 402, and 500.

H&SC §§ 102100 et seq., 102285, and 103125 et. seq.

GC § 26840 et seq.

ARTICLE 8 — CHARITABLE FUND RAISING CAMPAIGNS

Revised March 25, 1992

Updated April 5, 2007

101080.1 Policy

A Warden or RPA may grant authorization for inmate participation in campaigns for recognized charitable causes, (e.g., United Fund, Heart Fund, Cancer Fund, common local charities, etc.). Inmates may be authorized annual participation in a maximum of three campaigns for recognized charitable causes per inmate activity group.

101080.2 Purpose

This procedure implements policy for inmate donations and fund raising campaigns in accordance with the CCR and the designation of authority and responsibilities in conducting such fund drives.

101080.3 Warden's Responsibilities

Wardens shall designate an Associate Warden or community resources manager to review and recommend action on all requests for withdrawal and transmittal of inmate funds for charitable causes.

101080.3.1 Associate Warden's Responsibility

The Associate Warden, CRM, or designee should be sufficiently aware of illicit activities, within the facility, to detect trust withdrawal and transmittal of inmate(s) funds to support such activities. On the Associate Warden's or community resources manager's recommendation and approval of the Warden, the inmate trust office personnel shall process the transmittal of funds for charitable contributions.

101080.4 Individual Inmate's Responsibilities

An inmate may at any time request the Warden's permission to make a voluntary donation to a charitable cause. Approval shall be subject to the following conditions:

- There is no evidence of coercion.
- The amount is not disproportionate to the inmate's trust account balance.
- The inmate is not incompetent.
- The amount is \$1.00 or more.
- The cause in no way advocates any actions that could jeopardize the safety and security of the facility.

101080.5 Inmate Charitable Group Fund Drives

Inmate charitable group fund drives may be conducted through solicitation of inmate population or the sale of products, commodities, or services to the general population, as specifically approved by the facility head.

101080.5.1 Deductions for IWF

A ten-percent deduction shall be made from funds derived from the general population for deposit in the IWF to offset the cost of necessary trust office transactions. Wardens or RPAs may exempt any fund fee for the IWF when all proceeds of the group's fund drive are to be dispersed to an approved charity. Monies collected from sales of products, commodities, or services shall be subject to the deduction on gross sales.

101080.5.2 Procedures for Inmate Participation

Applications for participation in a charitable fund drive shall be submitted in writing to the designated Associate Warden or community resources manager by the staff sponsor of the inmate group. Applications shall be submitted two months in advance of the proposed fund drive. Also:

- Fund drives conducted by activity groups shall not compete with approved or recognized inmate charitable fund raising drives.

101080.5.3 Trust Withdrawal Approval Levels

Trust transactions may be approved in writing by the following personnel:

- \$25.00 or less by the group's principal staff sponsor.
- \$25.00 to \$300.00 by the designated Associate Warden or community resources manager.
- Above \$300.00 by the Warden or RPA.

101080.6 Procedures for the Sale of Product or Commodity

Charitable fund raising activities which involve the sale of a product or commodity shall be thoroughly screened prior to approval to prevent the introduction of contraband into the facility.

- The activity group's staff sponsor shall provide and arrange for supervision regarding all phases of the charitable fund raising activity and collecting of cash funds.
- Sales made to employees shall be paid in cash, either to the staff sponsor or the accounting office. Food sales shall be limited to \$50.00 per employee.

101080.7 Procedures for Accepting a Group Donation

Charitable donations shall require not less than two-thirds approval of the active membership of the inmate activity group and approval shall be determined by secret ballot vote under the supervision of the staff sponsor. A group representative shall be selected by the membership to assist the staff sponsor in tabulating and verifying the membership votes.

101080.8 Soliciting Contributions

Inmate solicitation for contribution to an approved charitable fund raising campaign shall be confined to the inmate population.

101080.9 Inmate Participation

Inmates are not obligated and shall not be coerced to participate in any charitable fund raising campaign or to make any donations, other than on a voluntary basis.

101080.10 Restrictions on Inmate Participation

All activity relating to a charitable fund raising campaign shall be conducted during the inmates' off-duty time and the staff sponsor's off-duty time.

101080.11 Revisions

The Director, Division of Adult Institutions, or designee shall ensure that the contents of this Section are kept current and accurate.

101080.12 References

PC §§ 2079, 5054, and 5058.

CCR (15) (3) §§ 3020, 3240, and 3241.

ACA Standards 2-4028, 2-4048, 2-4053, and 2-4459.

ARTICLE 9 — VOLUNTEERS

Revised February 19, 2009

101090.1 Policy

The Department shall maximize the interaction of varied cultural and socioeconomic members of the community through their use as volunteers.

101090.2 Purpose

This Article establishes objectives, standards, and operational procedures for the participation of volunteers.

101090.3 Definition

Volunteers are persons who provide a service to the Department without expectation of remuneration.

Volunteers who provide services on an ongoing basis are called long-term volunteers. Services provided by long-term volunteers are performed under supervision and are subject to performance requirements.

Persons who voluntarily perform a service for the Department on a temporary basis, such as to volunteer their talents for an entertainment show or participate in an athletic event, are called short-term volunteers.

101090.4 Objectives

The objectives of the volunteer program are:

- To increase participation in correctional programming.
- To actively encourage inmate/parolee interest and participation in available programs.
- To contribute toward the public's accurate knowledge of the Department's operations.
- To provide a needed interchange between the community and the Department.

101090.5 Responsibility**Hiring Authority**

Wardens and RPAs (hiring authority) administer volunteer programs consistent with this policy. The hiring authority:

- Provides appropriate and sufficient numbers of employees for the effective development, coordination, and supervision of volunteer activities and programs.
- Delegates overall responsibility for the Volunteer Program as follows:
 - Institutions: to the CRM or other designated manager.
 - DAPO: to the RPA or designee.
 - Headquarters: to the Director, DCP, or designee.
 - Recruits new volunteers and develops volunteer/community programs in accordance with identified and prioritized needs of the location.
- Coordinates the screening of prospective volunteers.
- Obtains CI&I SSCH.
- Ensures that no security risks exist.
- Accepts verification of certificates or licenses if professional services are offered.
- Requests the issuance of identification cards for citizen volunteers as authorized by the local institution.
- Ensures that all CDCR Volunteer Identification Cards (VICs) are maintained at the institution's main entrance. Volunteers will be issued a VIC in exchange for their personal identification card when attempting to access their assigned locations. All volunteers will be processed into the institution in accordance with the institution's procedures. Volunteers are required to check in/out of this area, regardless of work assignment locations. Upon exiting the institution, volunteers will surrender the VIC in exchange for their personal identification card.
- Ensures that the Correctional Captain or Watch Commander maintains an index card file and roster identifying all volunteers, their hours of participation, duties, and area of work.

- Ensures that the Human Resources Office maintains a personnel file to include record of training, duty statement, emergency notification, TB clearance, and other prescribed information on all volunteers issued a CDCR identification card.
- Develops policy governing job descriptions, recruitment, screening, training responsibility, and the use and supervision of volunteers in conjunction with division heads, IST, managers, and sponsors.
- Evaluates the use of volunteers and the volunteer program on a regular basis to ensure:
 - Volunteer efforts complement the activities of staff.
 - Selected volunteers are physically, mentally, and emotionally able to provide the desired service.
 - Compliance with this Article.
 - That all volunteers receive an orientation of the Department and their assigned location.
 - That incoming inmates and parolees returned to custody are encouraged to participate in the development of volunteer/community programs and are informed of these activities during their initial orientation.
- Posts in conspicuous and accessible areas a current schedule of volunteer services, where available, and a contact person. This information shall be updated at least every six months and as changes occur.

Institution/ Division Heads/PAs

- Directly solicit citizen volunteers and community programs to meet needs, coordinating such activity in an institution with the CRM or designated manager.
- Participate in screening, interviews, orientation, evaluation, and approval of volunteers when requested.

Community Resources Manager

Under the direction of the hiring authority, the CRM shall:

- Provide volunteers with the approved Volunteer Orientation Guide. These guides can be obtained from the Headquarters CRM Administrator.
- Review and approve the use of volunteers or outside resources in any local program when consistent with the goals and objectives of CDCR.
- Supervise the recruitment and training of volunteers.
- Review and approve/deny the CI&I via the CLETS and Automated Visitor Information System (AVIS) clearance for each volunteer.
- Maintain procedures and measures to facilitate the safety and security of volunteers.
- Verify certificates or licenses if professional services are offered.
- Request by memorandum the issuance of CDCR volunteer identification cards.
- Maintain an index card file or roster database identifying each volunteer, including:
 - Job description.
 - Scheduled work hours.
 - Telephone number.
 - Designated assigned area.
- Identify the community program volunteer coordinator who will work with the CRM and staff supervisor/sponsor to implement the institution community program.
- Monitor annual evaluation of volunteers and the volunteer programs on a regular basis to ensure:
 - Volunteer efforts complement the institution need, inmate activities, and activities of staff.
 - Selected volunteers are physically, mentally, and emotionally able to provide the desired service.
- Post information regarding volunteer/community programs in conspicuous and accessible areas. This information shall include a current schedule of volunteer services, where available, and a contact person. This information shall be updated when changes occur.
- Submit a quarterly report to the Director, DCP, which includes:
 - Number of volunteers.
 - Number of inmates participating.
 - Number of hours of volunteer activity.

- Summary of continuous, new, and discontinued programs and special events.
- Evaluation of special events.
- Summary of community contacts.
- Review of procedural/administrative difficulties.
- Notify the Headquarters CRM Administrator in writing within 24 hours of the decision to deny access or termination of a volunteer's services.
- Notify the volunteer in writing within 72 hours of the decision to deny access or termination of their volunteer services.
- Collect VICs when volunteer service agreement has expired or upon termination of volunteer's services.

Headquarters CRM Administrators

Headquarters CRM Administrators shall:

- Identify program areas where volunteers and community resources are needed.
- Approve in advance volunteer duty statements or community program agreements operating within headquarters program area.
- Ensure the number of volunteers and volunteer hours are reported monthly to the DCP.

Human Resources Office

- Arranges for fingerprints and photographs.
- Maintains personnel file for volunteers who receive identification cards.

Local Training Officer

- Provides a minimum of four hours orientation and training to include staff/inmate relations, emergency procedures, IPA, and a tour.
- Infrequent volunteers may be oriented by their supervisor/sponsor with the approval of the CRM/RPA.

Supervisor/ Sponsor

- Develops all volunteer duty statements within their program area.
- Determines the specific services the volunteer is to provide and communicates this information to the volunteer.
- Takes action as necessary to ensure that volunteers understand their duties and responsibilities.
- Coordinates or conducts any necessary training so that the volunteer is familiar with CCR and is able to fulfill the requirements of the position.
- Notifies the volunteer of any changes in rules/procedures or in their duties/responsibilities.
- Reviews with the volunteer the Primary Laws, Rules, and Regulations Regarding Conduct and Association with State Prison Inmates, CDC Form 181, ensures understanding of the material, and answers any questions.
- Supervises all volunteers in the supervisor's program area on a day-to-day basis.
- Maintains attendance records on each volunteer using State time reporting forms showing the number of hours and days worked each month.
- Reports the number of hours and days worked each month to the CRM.
- Records on the timekeeping form the number of inmates participating in each volunteer activity which involves a direct service to inmates.
- Ensures that the volunteer has an approved volunteer identification card or gate clearance. Renews these items when necessary and retains them upon expiration.
- Encourages volunteers to participate in IST programs and staff meetings.

Volunteer

- Performs the agreed upon service adequately, carefully, and diligently without the expectation of pay or allowances.
- Asks supervisors to explain duties.
- Seeks clarification of unclear items.
- Agrees in writing to abide by Department rules and regulations, including those pertaining to employee conduct (CCR § 3391-3416 et. al.).
- Completes satisfactorily:
 - Screening requirements.
 - Required forms/photograph/fingerprinting.
 - Orientation.

- Verification of possession of credentials/licenses if a professional service is offered.
- Annual evaluation.
- Reports to a higher level supervisor any information which may affect the safety and welfare of volunteers, employees, inmates/parolees, the program, or the community.

101090.6 Appointment Standards

Approval for a volunteer position or a new community program shall be based on:

- Need of service offered.
- Qualifications of individuals offering service.
- Background clearance of individuals participating.
- Time and frequency of service offered.
- Space and employees needed for proper supervision.

New Position Approval

New volunteer positions or programs require the review and approval of the hiring authority before implementation.

Initiating Requests

Requests for volunteer positions are initiated as follows:

- Citizens shall submit a letter to the hiring authority; or
- Sponsors shall submit a volunteer duty statement or Volunteer Service Agreement, CDCR Form 966, to the appropriate authority:
 - Institution program head; or
 - PA; or
 - Director, DCP.

Requirements of Sponsors

Primary group sponsors shall be full-time employees. Citizen volunteers may be used as co-sponsors under the supervision of full-time employees.

Retired departmental staff may be used if they achieved retirement under medical or longevity conditions. Other departmental retirees shall be reviewed and approved by the hiring authority prior to acceptance.

Upon approval of the position and selection of a potential volunteer, the sponsor shall escort the individual to the Human Resources Office for completion of required documents and initiation of the screening process.

101090.6.1 Screening

The same general practices, methods, and procedures used to select employees shall be used in screening volunteers.

- Basic educational background and work experience information shall be obtained.
- An interview shall be conducted.
- Credentials/certificate status of volunteers performing professional services shall be verified.
 - Tutoring or sponsorship of a craft or hobby program is not considered a professional service.

101090.6.1.1 Relatives and Visitors

Revised April 16, 2013

Inmate relatives and inmate visitors shall not be authorized to volunteer at the same institution in which the inmate is housed.

Wardens may approve a volunteer to meet with an inmate during regular visiting hours for the purpose of facilitating specific program services.

101090.6.2 Volunteer Files

A file similar to the official employee personnel file shall be maintained on each volunteer. At a minimum, the file shall include the following forms:

- CDC Form 181, Primary Laws, Rules, and Regulations Regarding Conduct and Association with State Prison Inmates.
- CDC Form 894, Emergency Notification Information.
- CDCR Form 966, Volunteer Service Agreement.
- CDCR Form 1049, Certification of Volunteer Participation.
- STD Form 261, Authorization to Use Privately Owned Vehicles on State Business.
- STD Form 610-HQ, Health Questionnaire.
- STD Form 689, Oath of Allegiance.
- Statement acknowledging receipt of a copy of the CCRs and the IPA.

A separate record of each volunteer's name, address, and telephone number shall be kept in one of the following:

- Index card file.

- Register.

Unless litigation is pending, these records shall be destroyed as follows:

Index Card

Six months after the last date on which a service was provided by the volunteer.

Register Page

Six months after the last date on which a service was provided by any volunteer whose name appears on the page.

101090.6.3 Security Clearance

Prior to appointment, each volunteer shall satisfactorily complete the following security clearance procedures.

- Volunteers issued identification cards:
 - A CI&I check shall be processed.
 - Fingerprints shall be taken and processed through State DOJ if it is determined by the Investigative Captain to be necessary for a security clearance.
- Volunteers issued gate clearances only:
 - A CI&I clearance by CLETS shall be processed. Fingerprints shall not be required under normal circumstances.

Security clearance shall be renewed on an annual basis.

Ex-Felons

Wardens may approve ex-felons to serve as volunteers. Programs can often be enriched by the contributions of ex-felons who share their experiences and personal progress.

In addition to the guidelines for training and background investigations, the following steps must be completed before an ex-felon may be approved to serve as a volunteer:

- Documented period of at least three years of crime-free conduct after release or a favorable report upon completion of probation or parole.
- Documentation of current employment or academic status.
- Evidence of discharge from parole and resume.
- Ensure the ex-felon has no family or person with whom the volunteer has had either a personal or business relationship within the institution.
- Ex-felon volunteers shall disclose to the institution head, in writing, if they become aware that a relative or person with whom they have, or have had, a personal or business relationship, has been transferred or committed to the institution where they volunteer. This written disclosure must be provided to the institution head prior to the volunteer returning to the institution. The institution head shall be given sufficient time (at least 30 days) to investigate the nature of the relationship of the ex-felon volunteer with the inmate in order to determine if the ex-felon should be allowed to continue volunteer services at the institution or if restrictions should be placed on the volunteer's access to inmates.

Ex-felons must not be granted waivers from any training or investigative requirements, nor are they to be admitted to Special Housing Units, i.e., Administrative Segregation, Security Housing, Protective Housing, etc. Ex-felons shall not be granted waivers for unescorted status, passes, or volunteer identification cards.

Volunteers who are ex-felons shall additionally be required to have the written approval of the Warden prior to admittance for participation in activities or programs.

- If the volunteer is on parole or probation, the written approval of both the caseworker and the hiring authority is required.
- Ex-felons shall not, without the Director's written approval, be assigned to areas which enable them to access any employee records or inmate personal or medical information.

Identification Cards

Volunteers shall be issued identification cards for approved ongoing volunteer activities which will occur on a frequent long-term basis, a minimum of six months, with a frequency of more than one visit per month.

- Those who are involved with only one institution shall be issued a card by the specific Warden.
- Those who are involved with more than one institution and/or function shall be issued cards signed by the Director, DAI.

In institutions, gate clearances issued for each visit are used for individuals or groups providing occasional volunteer services, such as outside ball teams,

visiting religious groups, and entertainment groups. (See DOM 31070, Personnel Identification Cards.)

Institutions - Gate Clearance

Gate clearance for outside guests shall be approved by the hiring authority or designee.

- The entrance gate officer shall be provided with a written gate clearance for outside guests.
- All outside guests shall have an identification document with a photograph, (i.e., valid driver's license; DMV identification card; or other official, valid, positive identification).
- Guests may be issued a temporary gate pass. They shall be processed through the metal detector and allowed to proceed to their destination with an escort.
- The senior manager on duty (e.g., watch commander, 3rd watch) may suspend prior approval with good cause (e.g., failure to adhere to Department rules/regulations). In such cases, a report explaining the reasons shall be routed to the hiring authority with a copy to the CRM or designated manager.
- An approved volunteer under the age of eighteen years shall be accompanied by CDCR staff and the minor's parent(s)/guardian(s) at all times while inside the institution. The CDCR Form 1887, Parent Consent for Participation, shall be signed by a parent or guardian and notarized. It must be on file prior to participation.

The gate clearance for all volunteers should specify the following:

- Services the volunteer will provide.
- Area(s) of access.
- Assigned work location.
- Days and hours of assignment.
- Escort / No Escort.
- Authorization, if any, to access institution keys.

101090.7 Volunteer Orientation

Orientation shall be completed prior to assignment as a volunteer.

- Volunteers shall attend the existing orientation offered at the assigned location.

At a minimum, orientation shall consist of:

History

- History and policies of the Department and the assigned location.
- Notification of the provisions of the worker's compensation fund.

Programs

- Overview of the existing programs so that volunteers may develop a sense of their role in relation to other programs, including the work incentive program.

Duties

- Description of the volunteer's duties, lines of communication, supervision, and accountability.
- Public safety shall take precedence over all other considerations in the operation of the programs and activities of the Department.

Service Population

- Review, in general terms, of the needs, attitudes, and lifestyles of the inmate population.

Rules

- Notification that volunteers are subject to the rules and regulations established by the hiring authority and the Secretary.
 - Information on the pertinent rules affecting the security of the institution/parole office/unit and the safety of volunteers, employees, and inmates/parolees.

Confidential Information

- Explanation of the IPA provisions.
 - The confidentiality of records and other privileged information shall be maintained. (See Information Practices in Section 13030 of this manual). A copy of IPA shall be provided.
 - Inform volunteers they may be required to divulge information told in confidence by an inmate/parolee. Explain that only certain confidential relationships are legally recognized, i.e., patient/physician, lawyer/client, husband/wife. Therefore, it is possible that a volunteer may be compelled in a court of law to testify about relevant conversations with inmates/parolees.

101090.8 Volunteer Evaluation

The hiring authority shall evaluate their volunteer programs annually to ensure:

- The volunteer activity complements the activities of employees.
- Volunteers are mentally and emotionally capable of providing the desired service.
- Duties are performed in a satisfactory manner with appropriate staff to supervise.
- Activities are consistent with departmental goals and objectives.

The term of service by volunteers shall be contingent upon satisfactory evaluation by management.

101090.8.1 Volunteer Recognition

Supervisors of volunteers shall periodically recognize exemplary volunteer services and programs in the following ways:

- Submission of a request for a certificate of recognition signed by the Director.
- Preparation of a letter of appreciation for the hiring authority's signature.

Letters and justification for the recognition shall be submitted to the CRM, PA, or division head before submission to the hiring authority.

Wardens, RPAs, and division heads are encouraged to prepare press releases in coordination with the CRM for exemplary activities of a volunteer or volunteer program.

101090.9 Termination

The hiring authority may limit or discontinue activities of any volunteer or volunteer group which may impede the security and/or orderly operation of the institution/region.

Criteria

A volunteer or community program shall be terminated if:

- The activity threatens the order and/or security of the program or facility.
- The activity threatens the safety of the volunteer, employees, public, or inmates.
- There is low inmate attendance.
- It is not consistent with the mission and objectives of the institution or office.
- There is no appropriate staff supervisor available.
- Formal evaluation is unsatisfactory.
- The volunteer is physically unable to safely perform required duties.
- There is evidence of volunteer misconduct.

For the purpose of this Article, misconduct shall mean behavior of an improper or unacceptable nature including, but not limited to, the following:

- Acts of inappropriate familiarity with inmates, parolees, or the family and friends of inmates or parolees.
- Inexcusable neglect of specified duties.
- Willful act(s) of insubordination or disobedience.
- Willful and malicious act(s) of discourteous treatment toward other volunteers, employees, inmates, parolees, or members of the general public.
- Act(s) involving the misuse of State property.
- Threat(s) of retaliation against other volunteers, employees, inmates, parolees, or members of the general public.
- Reporting for duty to an institution, facility, or office while under the influence of an intoxicating drug or illegal substance.
- Participating in behavior either on or off duty that is of such a nature that it may cause discredit to CDCR or to the services being provided by volunteers under the volunteer service programs.

Volunteers or community group members shall receive written notification of their rejection or termination in an expeditious manner.

Volunteer Participation Certification

The CRM or PA shall provide a completed Certification of Volunteer Participation, CDCR Form 1049, with copy to file, to each volunteer annually or upon termination of participation.

101090.10 Volunteer Rights/Privileges*Revised April 16, 2013***Driving on State Business**

Volunteers may drive a privately owned vehicle on State business providing an Authorization to Use Privately Owned Vehicles on State Business, STD Form 261, and Volunteer Service Agreement, CDCR Form 966, are completed and approved by duly authorized supervisory personnel. Rules, requirements, and regulations shall be explained in detail to the volunteer. (See DOM 22020, Travel.)

Appeal

Volunteers who wish to appeal a decision for termination of their position or program may write to the hiring authority.

101090.11 Advisory Committees

Advisory committees provide positive benefits to the Department in the following areas:

- Public information.
- Community relations.
- Parole placement.
- Development of trade and industrial training programs.

Consultants

Joint conferences of institutional and parole employees, other state agencies, and advisory committees shall be held periodically to promote understanding of the overall program.

Effectiveness Factors

The effectiveness of trade and parole advisory committees is enhanced by the following:

- Establishment of the committee as an affiliate of a larger community organization such as a service club or other established, reputable body.
- Membership in the advisory committees of an ideal cross-section of the community; i.e., ethnic groups, judiciary, clergy, law enforcement, business, labor unions, and community service groups.
- Tours of institutions/camps and committee attendance at pre-parole classes, parole board hearings, and other activities contingent upon Warden/RPA approval.
- Regular service of the membership account and demonstration of a personal interest in the activities of the group.
- RPAs' supervision and coordination of the planning and organization of committees in their regions.
- Understanding by employees of the purpose and goals of advisory groups so that better communication and public relations result.

101090.11.1 Trade Advisory Committees (TACs)

The Warden, where possible, shall establish TACs for vocational training programs in the area of vocational education, industries, maintenance, or food service. TACs shall be composed as closely as possible of an equal number of persons nominated by representatives of management and labor. Committee members shall be appointed by hiring authorities from recommendations submitted by the groups represented.

Functions

TACs shall provide:

- Consultation on space and equipment requirements, training procedure, and instructor qualifications and selection.
- Standards for inmate selection and training which are relevant to current methods and industry standards.
- Vocational guidance and evaluation of inmate trainees.
- Advice on employment opportunities upon release.
- A medium for better understanding between labor, private industry management, and the Department.

Organization

TACs shall be organized on the basis of one of the following:

- A master committee representing all vocational training areas within the institution with subcommittees for each trade or occupation.
- Individual TACs for each trade or occupation within the institution.

Institutional Coordinator

Each Warden shall nominate, for the approval of the Secretary, an institutional employee who shall:

- Obtain CI&I SSCH.

- Coordinate the organization and programs of the TACs within that institution.
- Maintain and circulate minutes of meetings to all participants and appropriate departmental staff.
- Ensure compliance with the Department's Operations Manual.

This coordinator shall be assisted by employees representing education, plant operations, industries, and other institutional services.

101090.11.2 Parole Advisory Committees

RPAs and their subordinate employees are encouraged to establish parole advisory committees.

These committees develop community interest and promote community support for parolees and correctional programs.

Functions

Parole advisory committees shall provide:

- A counseling and advisory resource to the Parole Agent.
- Knowledge of the community to assist newly released parolees in securing jobs or residency as follows:
 - Acting as voluntary consultants on release employment opportunities.
 - Giving practical assistance, vocational guidance, and evaluation of parolees.
 - Acting as consultants in vocational training of parolees.
 - Interpreting parole to the community leadership.

101090.11.3 Citizens Advisory Committees**Functions**

Each Warden shall establish a Citizens Advisory Committee which shall be used to:

- Improve the public's understanding of correctional programs.
- Influence correctional directions.
- Suggest means to improve and participate in inmate programming.

The role of the committees is to:

- Provide an important opportunity for the Department to gain the support of interested and concerned citizens. Wardens shall extend an invitation to committee members to acquaint themselves with the institution's facilities and programs.
- Voice their concerns and make suggestions for facility and program enhancements as well as to support the institution or facility and its programs.
- Play a key role in furthering the Department's mission. Wardens shall regularly attend meetings and shall feel free to share information with the committee on problems, progress, and resolutions.
- Encourage community service projects, open houses, public education efforts, and any other appropriate activities aimed at strengthening the institution's partnership with the community.

Composition

Each Warden shall appoint a 12 member Citizens Advisory Committee from a list of nominations submitted as follows:

- Two persons from nominations submitted by the Assembly Member in whose district the prison is located.
- Two persons from nominations submitted by the Senator in whose district the prison is located.
- Two persons from nominations submitted by the City Council of the city containing or nearest to the institution.
- Two persons from nominations submitted by the County Board of Supervisors of the county containing the institution.
- One person from nominations submitted by the Chief of Police of the city containing or nearest to the institution and the County Sheriff of the county containing the institution.
- Three persons selected by the Warden including one who is a victim of a crime or a representative of a victim's organization.

Selection

Nominators shall submit biographical data for each nominee.

The Department's EEO policies shall be considered in the selection of nominees.

Orientation

Appointed committee members shall complete an orientation which shall include:

- A meeting with the Warden.
- Inmate, employee, and community safety procedures.
- A tour of the institution.

Committee Member Files

A file shall be maintained on each committee member which shall include:

- Oath of Allegiance.
- CDC Form 181, Primary Laws, Rules, and Regulations Regarding Conduct and Association with State Prison Inmates.
- Statement acknowledging receipt of a copy of the CCR and the IPA.

Operation

Each committee shall select a chairperson by majority vote who shall:

- Call meetings.
- Prepare meeting agendas.
- Preside over meetings.

Term of Members

The term of office of all members shall be two years. Members shall not serve more than two years unless nominated and re-appointed.

The Warden shall solicit a listing of five nominees from designated nominators 90 days prior to the expiration of any member's terms.

Committee member resignations shall be submitted in writing to the chairperson.

Vacancies

Vacancies may result from a member's death, written resignation, or unexcused absence from three consecutive meetings. The Warden shall fill any vacancy upon receipt of written notification that a vacancy exists.

The Warden may fill a vacancy with a person selected from, but not limited to, the list of nominees originally submitted by nominators. Additional names may be requested from the nominators by the Warden.

Appointments to fill a vacancy shall be for the remainder of the unexpired term.

Meetings and Minutes

The committee shall meet at least once every two months or as necessary to carry out the purposes and duties of the committee.

The Warden shall meet with the committee at least four times per year. If the Warden is unable to attend, the Chief Deputy Warden shall attend. Attendance shall not be further delegated.

Committee meetings shall be open to the public. The date, time, and place of each meeting shall be published in a local newspaper at least one week prior to the meeting.

Meetings shall be held outside the prison security area. Meetings may be held in public buildings away from the institution. If held on institution property, the meeting shall be accessible to the public without compromising security.

Minutes of each committee meeting shall be kept and a copy forwarded to the Director, Division of Adult Institutions.

Visitation

Advisory committees shall have the power of visitation of prison facilities and personnel in furtherance of committee objectives except in situations where security would be jeopardized.

The Warden shall schedule all visits, and shall personally escort the visitor(s). Scheduled visit agenda shall be subject to change based upon institutional situations at the time of the visit.

Visits to other departmental facilities shall be authorized if, in the opinion of the chairperson and the Warden, such visiting will enhance the work of the committee.

Visits to other departmental facilities shall be only by advance arrangement between the affected Wardens.

The size of the visiting committee shall be determined by the committee itself and the Warden.

The head of the visited institution shall meet with the visiting committee delegation.

Travel Expenses

Travel expenses of the committee members shall be paid as authorized by DOM, Chapter 2, Article 11. Expenses shall be borne by the parent institutions.

101090.12 Revisions

Revised April 16, 2013

The Deputy Director, Facility Support, Division of Adult Institutions, or designee shall ensure that the content of this Article is accurate and current.

101090.13 References

CCR (2) §§ 599 - 624

CCR (15) §§ 3260 - 3265, 3285, 3415.

ARTICLE 10 — GRANTS

Effective December 4, 1989

Updated April 5, 2007

101100.1 Policy

The Department shall participate in grant projects when the Director, Division of Community Partnerships (DCP), in conjunction with the appropriate Chief Deputy Director, Warden, or RPA, determines the project is in the best interests of the Department and is consistent with current Department policy.

101100.2 Purpose

This Section clarifies provisions as set forth in the SAM 900, as they relate to departmental policy and procedures in the solicitation and awarding of grants.

101100.3 Definitions

To clarify terminology used in the grant process, the following definitions are included as a guide. These are not inclusive, and any definitions contained in statutes shall supersede those contained in this Section.

Grants

Grants are funds from sources other than the GF for operational and demonstration programs which involve the Department's facilities, employees, inmates, or parolees. These funding sources include, but are not limited to, the federal government, other state departments, local agencies, and other public and private organizations.

Service Project Proposals

Service project proposals are defined as technical assistance provided by public or private agencies.

101100.4 Responsibility

The Director, DCP, shall:

- Review and recommend to the Director the acceptance or rejection of all grant or services project proposals.
- Authorize submission of grant application/proposals and acceptance of grant awards for the Department.
- Monitor grant projects for program and fiscal compliance with granting agency.
- Assure specific requirements of departmental procedures are met.

Budget Management Branch

The Budget Management Branch and the Office Contract Service Unit of the Office of DCP shall coordinate all grant applications and projects for the Department. The Budget Management Branch shall:

- Assist in the preparation of grant application, contracts and other necessary documents.
- Identify potential funding sources and assure compliance with granting agency's requirements.
- Ensure that the following actions are completed:
 - Flow of grant application through Department's approval process.
 - Notification of award.
 - Establishment of guidelines for fiscal and programmatic report requirement.
 - Provision of technical assistance to project directors.
 - Receipts, review, and distribution of project reports and requests for reimbursement.
 - Coordination between grantee (institution/division) and Headquarters.
 - Coordination between grantee and grantor (granting agency).
- Ensure that the activities outlined in the DOM 101100.4 are performed in an efficient and timely manner by creating and maintaining a master file and register to control the processing, implementation and report cycles of grant projects.
- Review all reports required under DOM 101100.10 for compliance with program objectives, timeliness, and fiscal constraints.

Recommendations and/or ongoing technical assistance shall be provided to project director as required.

- Conduct on-site review providing technical assistance on each grant project within four months of the project start-up. The on-site review shall include, but not be limited to, the following:
 - Initial interview with project director and staff.
 - Review of staffing and organizational structure.
 - Review of accounting system.
 - Review of reporting requirements and formats.
 - Review of program objectives and time lines.
 - Review of property management and procedures.
 - Review of evaluation plan to include data collection procedures.
 - Conduct an "exit interview" with the project director to discuss review findings, possible problem area and recommendation

Deputy/Assistant Directors, Wardens, RPAs

The appropriate deputy/assistant director, Warden or RPA shall:

- Review and approve initial concepts for grant projects that fall within their respective jurisdictions.
- Provide overall programmatic direction for each grant project.
- Designate a project director.

Project Director

The project director shall be responsible for the implementation and the daily management and supervision of the grant proposal/contract and the mandates of this chapter. The project director shall coordinate the implementation phase with the business manager/fiscal officer.

Business Manager/Fiscal Officer

The appropriate business manager/fiscal officer shall:

- Coordinate support activities such as procurement matters for grant projects.
- Review and approve appropriate grant expenditure report requests for funds and grant award modification requests that shall be submitted to the Budget Management Branch for action.

Accounting Officer

The accounting officer shall:

- Keep separate accounts for the expenditures and reimbursements related to the grant.
- Display this grant on a separate page on quarterly budget reports.
- Obtain budgetary approval from the budget section through the Budget Management Branch.
- Submit reports as described in DOM 101100.10.

Personnel Representative

The personnel representative shall:

- Establish the necessary project staff positions.
- Process appointments and other personnel transactions for project staff.

Procurement and Services Officer/Business Service Officer

The procurement and services officer/business service officer shall initiate and execute the necessary grant contracts/agreement.

101100.5 Grant Proposal Concept

When management staff identify a program need for which departmental funds are not available, a grant proposal concept that includes the following information may be prepared:

- Introduction. Clearly and concisely summarizes the request and describes the current situation.
- Program statement. Documents the needs to be met or the problems to be resolved by the proposed funding.
- Objectives. Establishes the benefits of the funding in measurable terms.
- Methods. Establishes the means of achieving the results desired and presents a timetable for accomplishing these results.
- Evaluation. Describes a plan to prove that the grant project was a success and that the objectives were reached.
- Budget. Presents an estimate of project costs in detail.

Submit To

The grant proposal concept shall be submitted to the Division for Community Partnership and Budget Management Branch for departmental review and approval. The two factors upon which approval shall be based are the following:

- Possible contribution of the grant project to departmental goals and objectives.
- Probable acceptance by a grantor.

Costs

Depending on grantor requirement and limitations, the following costs may or may not be included:

- Administrative costs.
- Personnel services costs.
- Budget administrative costs.
- Leasing costs.

101100.5.1 Impact Statement

In conjunction with the preparation of a grant proposal concept, a program impact statement shall be submitted with the proposal concept to the Budget Management Branch.

101100.5.2 Department Review

Upon receipt of a grant proposal concept and impact statement, the Budget Management Branch shall forward these documents to the appropriate deputy/assistant director for review and approval. Written notification of approval/disapproval shall be submitted by the appropriate deputy/assistant director to the Budget Management Branch no later than 14 days from receipt of the grant proposal concept and impact statement.

101100.6 Grant Application

The Budget Management Branch in conjunction with the sponsoring division shall develop a grant proposal based on the grant proposal concept after receipt of written notification of approval from the appropriate deputy/assistant director. The proposal shall follow the specific requirements and guidelines of the granting agency selected by the Budget Management Branch. The required grant application forms shall be completed and submitted to the Director, DCP, for signature and distribution.

101100.7 Governor's Review

All applications for federal funds shall be submitted through the Budget Management Branch to the Governor's Review Committee. The Budget Management Branch shall monitor all federal grant applications through the Governor's review process. Forty-five days shall be allowed for completion of this process.

101100.8 Grant Award Notification

Upon notification of a grant award, the Budget Management Branch shall notify the following departmental authorities:

- The affected deputy/assistant director.
- The affected Warden or RPA.
- The Deputy Director, Financial Management.
- The business manager of the affected institution.
- The specific project director.

Within 20 days of the notification of a grant award, the Budget Management Branch shall issue specific instructions for project implementation and fiscal requirement to all affected departmental units.

101100.9 Contracts Interagency Agreement

All contracts and/or interagency agreements for grant projects shall conform to the requirement of DOM 22040 and shall be submitted to the Budget Management Branch for review to assure compliance with granting agency requirements and program objectives.

101100.10 Reporting Requirement

Programmatic and financial reports and equipment inventory records are required for all grants awarded to the Department. When a granting agency provides specific reporting requirements, such requirements shall supersede this Section's provisions.

All reports shall be submitted directly to the Budget Management Branch for review and submission to the granting agency.

- Programmatic and financial reports for a calendar quarter shall be prepared and submitted within 15 working days following the end of the quarter.
- Grant award modifications shall be requested when necessary to achieve project objectives and shall include proper justification.
- Equipment inventory records shall be prepared when the equipment is received. Two copies shall be attached to the financial report for the quarter during which the equipment is received.
- All grant project records and supporting documents shall be complete, current, and available for audit during the grant period and for a period of five years from the date of the project's completion.

- Failure to submit required reports on time could result in the withholding of grant funds and/or the termination of the grant.

101100.10.1 Programmatic Reports

Programmatic reports shall:

- Describe activities and accomplishments during the reporting period, emphasizing project phases which have been completed (e.g., initial planning stage, completion of initial survey effort, purchases of required equipment, etc.).
- Cover major administrative development such as changes in personnel, project design, etc.
- Mention and discuss problem areas and critical observations, as well as project success.

Copies of any special reports, evaluation studies, publications, or articles prepared as a result of the project's operation shall be attached to the report.

101100.10.2 Financial Reports

The financial report shall provide a summary of the actual expenditures and anticipated expenditures (encumbrances) to date for each of the following categories:

- Personal services.
- Employee benefits.
- Consulting services.
- Operating expenses.
- Travel.
- Equipment.
- Minor capital outlay.
- Other (for any unusual items which do not fit into one of the other categories).

Budget Management Branches instructions for the particular grant project or the granting agency requirements provide directions for the types of expenses that are in each category.

If a grant award modification was made affecting the approved budget, then the financial report shall identify the modification by number and type.

The financial report shall be prepared using CDC Form 904, Financial Report for Grant Projects Summary.

A final financial report that includes all actual expenditures and no encumbrances shall be submitted within 90 days after the project termination.

101100.11 Budget Revision

A budget revision is required for a change within the approved budget that does not change the project scope, the total grant award amount, or the grant project period.

All budget revisions require Budget Management Branches prior approval. The granting agency's prior approval for budget revisions shall be required when:

- Transferring funds in or out of the equipment or minor capital outlay categories.
- Transferring funds into a category which has no funds budgeted.
- Transferring funds from one category to another in excess of the amount permitted by the granting agency.

Even though changes may not be requested in all categories, the current amounts of all categories shall be shown. Current category amounts refer to the amounts which were approved either originally with the grant award or subsequently as a result of a budget revision and/or grant award amendment. Parenthesis shall be used to indicate a decrease and the addition symbol "+" to indicate an increase of the category amounts in the proposed change column (3) of CDC Form 905, Grant Award Modification Request for Grant Projects.

101100.12 Grant Award Amendment

Grant award amendments are changes in the grant which affect the project scope, the total amount of the project budget, the date by which the project shall be completed, and the date by which all project debts shall be paid.

All grant award amendments require prior approval from both the Budget Management Branch and the granting agency.

When requesting additional funding, budget change column 4 of CDC Form 905 shall be used to indicate amount.

Substantial justification shall be provided for changes that require a grant award amendment.

CDC Form 905 shall be completed and submitted to the Budget Management Branch for grant award modification request.

101100.13 Equipment Inventory Records

All equipment purchases with grant funds for the project shall be inventoried and tagged in accordance with current departmental/institutional procedures and SAM 8630 through 8660.

Existing departmental/institutional inventory record form may be used. This form shall include:

- Grant project title.
- Grant award number.
- Grant contract number.
- A complete description of the equipment.
- Total cost of the equipment.

Two copies shall be submitted to the Budget Management Branch.

An equipment inventory record file shall be maintained for the life of the grant.

All subsequent changes to the equipment inventory, (e.g., changes in location, disposition, loss, etc.) shall also be submitted to the Budget Management Branch for updating purposes.

All equipment purchased with grant funds shall become departmental property at the end of the project period unless granting agency specifies otherwise.

101100.14 Project Evaluation

Each contract for a grant project shall contain a section that specifies an evaluation plan that shall, at a minimum, contain the following:

- The method by which each of the objectives shall be measured.
- The method that shall be used to determine the project's success in achieving its stated objectives; identification of the measures of success.
- Description of the method and type of data collection to include program participants and workload data.
- Description of any research techniques or methods which shall be used such as pre/post tests, control groups, and experimental groups, etc.

A completed evaluation report shall be presented to the Budget Management Branch no later than 90 days following the termination of the grant project.

The Budget Management Branch shall distribute the evaluation results to the appropriate deputy director, Warden, or RPA.

101100.15 Revisions

The Director, DCP, or designee, shall ensure the content of this Section is accurate and current.

101100.16 References

SAM § 900.

ARTICLE 11 — GIFTS AND DONATIONS

Revised March 11, 2003

Updated April 5, 2007

101110.1 Policy

The California Department of Corrections and Rehabilitation (CDCR) shall accept gifts or donations if it is in the best interest of the CDCR and is consistent with current statutes, laws, regulations, etc. Only those gifts or donations that supplement the CDCR budgets or provide cost avoidance to the taxpayer without incurring any future expenditure related to the gift or donation shall be accepted.

Property acquired through gifts or donations shall become property of the State. Gifts and donations should be used exclusively for the purpose for which they were originally donated.

No officer or employee of the CDCR may, for private gain, accept or receive money or other compensation from anyone other than the State for the performance of his or her State duties. Nor may any officer or employee of the CDCR solicit, accept, or receive any gift or donation from anyone doing or seeking to do business with the State.

101110.2 Purpose

This Article establishes the requirements for the acceptance of gifts or donations in the best interest of the CDCR.

101110.3 Responsibility, Headquarters

Secretary

The Secretary of the CDCR may accept gifts or donations of goods or services not involving new expenditures of State funds.

Office of Fiscal Services

Acceptance of gifts or donations that generate a new expenditure of State funds is subject to approval of the Department of Finance (DOF). The Director or designee, Office of Fiscal Services (OFS) shall:

- Review and forward to DOF a CDC Form 922, Authorization to Accept Gifts or Donations, that has been approved and processed by Division of Community Partnerships (DCP).

Other Divisions/Offices

When a person or entity contacts a headquarters' unit with an offer of a gift/donation, the appropriate manager shall designate a staff person who shall:

- Complete the CDC Form 922.
- Obtain the signature of the appropriate Director/Deputy Director.
- Submit the signed authorization form to the DCP.

Division of Community Partnerships

The Director or designee, DCP, shall:

- Receive a quarterly report from each institution for the purpose of maintaining a statewide database on gifts and donations.
- Approve and process all gifts and donations that require DOF review.
- An assigned Manager in the DCP shall:
 - Forward CDC Form 922 to the OFS, and monitor the approval process if the gift/donation has an impact on CDCR budgets.
 - Approve all CDC Form 922s provided by the Division of Adult Parole Operations (DAPO) and headquarters.
 - Maintain records of all approved gifts and donations to include donations identified on institutions quarterly reports.
 - Provide technical assistance as needed.

101110.4 Institutions

Warden

The Warden of each institution shall authorize the acceptance of gifts and donations not impacting the CDCR budgets.

If the gift or donation has an impact on CDCR budgets, the Warden shall forward CDC Form 922 to the CRM in the OCR for processing through the OFS.

Community Resources Managers, Division of Community Partnerships

The Community Resource Managers (CMR) shall:

- Identify the equipment, supply, or material needs of the institution that can be met by solicitations of gifts or donations.
- When feasible, solicit contributions from public agencies and private enterprise that meet the identifiable needs of the institutions.
- When notified of the availability of a gift and/or donation, contact any program or administrative staff who may be affected by the gift and/or donation to determine if the gift and/or donation shall be accepted.
- Process the gift and/or donation items for necessary approvals in compliance with the provisions of this Article.
- Place all cash donations in a special purpose trust account.
- Obtain the Warden's signature on a CDC Form 922 when a gift and/or donation is appropriate for acceptance by the institution.
- Forward the CDC Form 922 to the DCP for approval by OFS for donations impacting the CDCR budgets.
- Notify appropriate institution staff when CDC Form 922 is approved by the Warden or DOF, as appropriate.
- Arrange for the efficient receipt of the gift and/or donation, delivery to the appropriate location, and the addition of the gift and/or donation to the institution property inventory (if applicable).
- Acknowledge appreciation to the donor(s) through written communication from the Warden and provide a copy of CDC Form 922 upon request (for tax purposes).
- Verify donated vehicle(s) has been approved by Department of General Services (DGS), Fleet Administration Representative. Attach the inspected approval document to CDC Form 922.
- Maintain a copy of the approved CDC Form 922 for a minimum of five years.

Procurement Officer

The institution Procurement Officer shall keep inventory records for all non-disposable property received as a gift or donation, in accordance with the

inventory control guidelines as set forth in the Correctional Business and Administrative Support Systems.

Food Manager

The Food Manager shall monitor food donations to ensure compliance with the CDCR regulations for food safety, and DGS procurement standards.

Associate Information Systems Analyst

The Institution's Associate Information Systems Analyst will review all computer-related equipment, materials, and applications to ensure compliance with institution requirements.

Staff

Institution staff, as authorized by the Warden, may maintain direct communication with persons or entities wishing to provide a gift and/or donation. Upon offer of a gift and/or donation to a specific facility, staff in contact with the donor shall:

- Notify the facility CRM of the offer.
- Complete and submit to the facility CRM a CDC Form 922.

101110.5 Division of Adult Parole Operations Field Units

When a gift and/or donation is offered to any field unit or institution in the DAPO, the appropriate manager or unit supervisor shall appoint a staff person who shall:

- Complete CDC Form 922.
- Ensure that the authorization form is forwarded through the unit supervisor and Regional Parole Administrator to the Director, DAPO, for signature prior to submission. Submit the signed CDC Form 922 to the OCR.

Verify donated vehicles have been approved by the DGS, Fleet Administration Representative.

101110.6 Revisions

The Director, DCP, or designee shall be responsible for ensuring that the contents of this Article are kept current and accurate.

101110.7 References

Government Code §§ 11005, 11005.2, 14660, and 19990.

PC § 5057.5.

SAM §§ 1376, 1377, 8602, 8614, 8634, and 8650.

American Correctional Association Standards §§ 2-4037, 2-4045, and 2-4437.

California Code of Regulations, Title 15, Sections 3413 and 3409.

ARTICLE 12—LIBRARY AND LAW LIBRARY

Revised April 8, 2010

101120.1 Policy

An inmate library shall be maintained by each facility, reception center, and camp and shall operate according to an operation schedule approved by the Warden or officer in charge. The schedule shall be widely distributed to the inmate body and posted throughout the facilities, reception centers, and camps. The library program shall allow for maximum inmate access and participation.

101120.2 Purpose

There shall be a general library and at least one law library in each facility with space to provide service to all segments of the facility population. Such areas shall contain space to accommodate State-owned books and non-print materials and to allow individual study of the available materials. Access to each library shall take into consideration the needs of general population inmates and inmates assigned to security, segregation, and other restricted housing units. The program shall include opportunity for independent, informal study and research, general library services, e.g., recreational reading and interlibrary loan, legal library service, and circulation legal library services.

101120.3 Responsibility

The Director, Division of Adult Rehabilitative Programs, shall be responsible for the inmate library program.

Superintendent of Education

The Superintendent of Education shall develop and monitor departmental inmate library policy.

Senior Librarian

The Senior Facility Librarian shall implement the facility library program and shall report to the Supervisor of Academic Instruction or the Supervisor of Correctional Education Programs.

Librarian

A Librarian is supervised by a Senior Librarian, when applicable. The Librarian is an entry level professional who can operate a smaller correctional library, undertake law library functions or act as a lead on or perform more complex library tasks.

Library Technical Assistant

Library Technical Assistants are paraprofessionals who perform basic library services such as copy cataloging, circulation, overdue book notifications, book repairs, library inventories or train and direct inmate library workers in those tasks. The Librarian and Library Technical Assistant may also operate small libraries under the technical direction of a Senior Librarian or provide reasonable accommodation for Developmentally Disabled Program inmates.

101120.4 Replacement of a Librarian

The SPB and DOF established the librarian series as the appropriate series to provide library services to inmates. In an emergency, the Department is authorized to utilize non-librarians to provide library services.

When a librarian position is vacant, the facility shall actively recruit for a librarian to fill the position.

If a facility is unable to employ a librarian from the civil service list, the Superintendent of Education shall be notified. Approval may be given by the Superintendent of Education to fill the vacancy with a non-librarian who has adequate training in prison law library management if it can be shown that the facility has made every effort to recruit a librarian and has not been successful.

101120.5 Library Services Criteria

On-Site Staff

Facility library staff (includes Senior Librarians, Librarians, and Library Technical Assistants) shall provide library services and materials.

Access

Library services shall be scheduled to provide adequate inmate access, while maintaining institutional security and operational needs.

Collection Development

Library materials shall be selected and provided to meet the needs and interests of the entire inmate population. Materials provided shall encompass the American Correctional Association's and the American Library Association's recommended standards and shall be augmented by reference materials necessary to meet the needs of the facility. Suggestions and requests from inmates shall be solicited both informally by suggestion box and formally by an inmate library committee meeting with library staff on a scheduled basis.

101120.6 Inmate Welfare Fund

To be paid out of Inmate Welfare Fund appropriations:

- Publications: Purchase of newspaper and magazine subscriptions for library and entertainment purposes, and to supplement or support appropriation purchases.
- Fiction books, especially paperbacks, to supplement or support appropriation purchases.

101120.7 Establishing and Maintaining a General Library Collection

Required Reference Materials-Minimum Collection Facility

Each institution shall maintain at least one library that is accessible to inmates that contains the following reference materials:

- An encyclopedia with a publication date within the last 10 years.
- An unabridged dictionary not older than 5 years.
- A sign language dictionary.
- A world almanac that is no more than 5 years old.
- A world atlas that is no more than 5 years old. A road atlas shall not be included within the library collection.
- A primary dictionary that is no more than 5 years old.
- A visual dictionary that is no more than 5 years old.
- A Spanish to English-English to Spanish dictionary that is no more than 5 years old.

General Library Book Circulation Collection

The following library book stock formulas should be used as general guidelines, and are based on the use of the book collection by 55 percent of the population. The actual size of the general library collections may vary based on budgetary constraints and limitations for shelving and storage.

Men's Facility

Total facility inmate library fiction book stock = .55 x population x 7 books.

Total facility inmate library nonfiction book stock = .55 x population x 5 books.

Men's Reception Center and Camp

Total inmate library fiction book stock = .55 x population x 10 books.

Total inmate library nonfiction book stock = .55 x population x 2 books.

The library book stock formula for female inmates is based on the use of the book collection by 85 percent of the population.

Women's Facility

Total facility inmate library fiction book stock = .85 x population x 7 books.

Total facility inmate library nonfiction book stock = .85 x population x 5 books.

Woman's Reception Center and Camp

Total inmate library fiction book stock = .85 x population x 10 books.

Total inmate library nonfiction book stock = .85 x population x 2 books.

For hardback books, the library book stock formula for female inmates is based on six hardback books by 85 percent of the population.

101120.7.1 Required Material to be Included in the General Library Collection

Multi-cultural material:

The general library collection must contain a selection of ethnically diverse titles.

Literacy Material

The general library collection must contain titles representing high interest/low level reading material.

Education Support Materials

The general library collection must contain textbooks representing vocational and academic programs, as well as current GED programs.

Life Survival Skills Materials

The general library collection must contain a selection of life skills materials, including, but not limited to:

- Anger Management.
- Building self-esteem.
- Substance abuse.
- Getting and keeping jobs.
- Parenting.
- Material related to living successfully inside and outside of prison.

101120.7.2 Donations to the General Library Collection

Library donations for the general library collection are encouraged at the institution level:

- Inmates as well as staff and the general public shall be allowed to donate materials to the library.
- Periodicals, hard back books, paperback books, pamphlets and non-print materials are acceptable. The covers of hard back books do not have to be stripped in order to be acceptable unless local written policy specifically addresses the issue.
- Senior or Lead Librarians shall coordinate library donations.
- Documentation of any donations is required. CDCR Form 922 is the standard form of donation authorization.
- All donated library materials shall be inspected for safety, security, appropriateness, and usefulness before being placed in the collection.
- The facility is under no obligation to accept all donations for placement in the library. Those items deemed unsuitable shall be officially discarded.

101120.7.3 Material Excluded From Inmate Libraries

Printed material which describes the making of any weapons, explosive, poison, destructive device, or which in the Secretary's sole discretion depicts, portrays, or describes a sexual assault upon a correctional employee shall be excluded from publications furnished to facility inmate libraries. Obscene material and other forms of contraband, as described in CCR section 3006, shall be excluded from inmate libraries.

101120.8 Circulation of General Library Materials

To check out books and other library materials, inmates shall:

- Present their identification or privilege card to the librarian.
- Sign a trust account withdrawal order before any books are checked out to them.
- Inmates who lose or damage books or library materials shall pay for them.

- Inmates shall not loan books to other inmates.
- Display books or other materials to correctional staff upon exiting the library.

The standard check-out period will be two weeks. A library item can be renewed for an additional two weeks if there are no requests for the item. Check-out of materials can be performed either manually or via a computer. The maximum number of titles an inmate should be able to check out and have in their possession is two titles. Inmates should review any item they plan to check out to ensure that there is no unnoted damage already present. Inmates shall not loan books to other inmates.

101120.8.1 Overdue, Damaged, or Lost Materials

An inmate's check-out privileges are temporarily suspended when an inmate has an overdue, damaged, or lost book until the issue has been resolved.

Overdue Materials

One standardized overdue notice will be sent to the inmate no sooner than four to six weeks after the due date. If the inmate does not respond within two weeks of his or her overdue notice, the inmate will be charged with a non-refundable fee that is the newest list price available in a reputable trade publication. Payment of the fee does not constitute payment for the book.

Damaged Materials

Damaged material will be inspected by library staff to determine if the material remains unusable in its damaged state. A note will be placed in the body of the material noting observed damage, date and the initials of the library staff making the damage determination. If the damaged material requires repairs to continue to be usable, a non-refundable repair fee of five dollars will be charged to the inmate's trust account and a record of the repair will be maintained under the inmate's name. If the damaged material is not repairable, the replacement cost will be charged to the inmate. Payment of this fee does not allow the inmate to repossess the damaged item. Library staff will determine how to dispose of the damaged item and whether the damaged item will be repurchased for the collection.

Lost Materials

Inmates who lose books or library materials shall pay for them. Library staff will use the newest list price available in a reputable trade publication and a record of the loss will be maintained under the inmate's name. Payment of the non-refundable cost does not constitute payment for the book.

101120.9 The Law Library

The inmate law library is intended to provide inmates with meaningful access to the courts.

Abuse of Law Library

Disciplinary action for an inmate who is found to be guilty of a serious rule violation pertaining to law library resources, facilities, or staff may include a suspension of all access to the law library access for up to 90 calendar days. This action does not preclude an inmate from pursuing legal research through the reasonable use of law library paging, beginning three calendar days after the date of suspension and continuing until the suspension period ends.

101120.10 Inmate Access to Law Libraries

Law library access means entry into a facility law library for the purpose of using its legal resources. A facility law library includes print or electronic copies of the required legal materials. All inmates, regardless of their classification status, shall be entitled to law library access that is sufficient to provide meaningful access to the courts. Inmates on Priority Legal User (PLU) status may receive a minimum of 4 hours per calendar week of requested access, as resources are available, and shall be given higher priority to the law library resources. Inmates on General Legal user (GLU) status may receive a minimum of 2 hours per calendar week of law library access, as resources are available.

Operational Schedule

Each facility head shall formulate an operational schedule for the inmate law library. This schedule shall include:

- Daily hours of library operation.
- Consideration to needs of inmates assigned to day work, training, or education.
- Consideration to needs of inmates assigned to security, segregated, and other restricted housing units.

General Population Inmates

All inmates in the general population shall have access to the law library, consistent with this section. General population inmates who have received PLU status shall be given priority for passes to the inmate law library.

Restricted Housing Unit Access

All inmates confined in restricted housing units shall have access to the law library, consistent with this section. Inmates in restricted housing who have received PLU status shall be given priority for escort by correctional officers to the inmate law library.

Return-to-Custody (RTC) and Camps Inmate Access

RTC inmates who request access to law library materials shall be transferred to the nearest facility for the period of time needed to complete their legal work. Camp inmates requesting access to the law library shall be returned to their "hub" facility for the period of time needed to complete their legal research.

Inmates Identified as Disabled

Inmates with visual or hearing impairments shall be afforded reasonable accommodations as necessary to facilitate their access to law library resources.

Inmates in the Developmental Disability Program (DDP) shall also be afforded reasonable law library accommodations. DDP accommodations may include, but are not limited to, identification of legal research materials, and assistance in reading and scribing forms. Designated institutions shall have Library Technical Assistants who are assigned to assist DDP inmates in their use of the law and general libraries. DDP Library Technical Assistants and all other library staff shall not function as paralegals or provide any type of legal advice, explanation, opinion, or recommendation to an inmate about possible legal rights, remedies, defenses, options, selection of forms, or strategies.

Paging

When unable to access the law library, an inmate may request access to legal material through delivery of those materials to the inmate by library staff. This process is referred to as law library paging. An inmate shall not be limited to law library paging for access to legal materials except under extraordinary circumstances including, but not limited to, the following:

- The inmate is directly under a prison lockdown.
- The inmate is under restricted movement due to his or her medical status.
- The inmate has been suspended from access to the law library pending investigation of a serious rule violation.

When GLU inmates are limited to law library paging for any reason, law library staff must deliver the requested legal materials to their cells as soon as possible, but no later than 16 calendar days from the date of the paging request. Law library staff must deliver the requested materials to PLU inmates no later than 5 scheduled working days from the date of the paging request.

Lockdown Access to the Law Library by Inmates

GLU inmates who are limited to law library paging due to a lockdown shall, whenever possible, have their law library access restored within 16 calendar days unless a high security risk continues to exist to prohibit law library access. PLU inmates limited to law library paging due to a lockdown shall have their law library access restored within 5 working days unless a high security risk continues to exist to prohibit law library access.

101120.10.1 Access to the Law Library by Inmates with Established Court Deadlines

Inmates who have established court deadlines may apply for PLU status to the prison law libraries. Inmates who are granted PLU status shall receive higher priority to prison law library resources than other inmates. All inmates who are not on PLU status are on GLU status, unless otherwise restricted as set forth in DOM section 101120.10.

An established court deadline may be either a court imposed deadline for an active case or a deadline that is established by a statute or court order. Inmates who apply for PLU status based on a court imposed deadline must show documentation from the court to verify that deadline.

An inmate who is represented by an attorney for a case shall not be eligible for PLU status for any established court deadline pertaining to that case. An inmate with attorney representation for the established court deadline shall be entitled to GLU status only.

Inmates shall complete and sign a CDCR Form 2171, Priority Library User (PLU) Request and Declaration, to apply for PLU status. Except under extraordinary circumstances, law library staff shall have seven calendar days after receipt of the completed and signed Form 2171 to process an inmate's application. Staff members who disapprove an inmate's application shall provide the reasons for their disapproval on the form and shall provide a copy of that document to the inmate.

An inmate who is found to have provided false information on his or her application for PLU status shall be guilty of an administrative rule violation and shall not be able to obtain PLU status based on that application.

An inmate's PLU status shall begin no earlier than 30 calendar days before the established court deadline unless the inmate can demonstrate need for a longer period of PLU status based on extraordinary circumstances beyond the inmate's control.

PLU status is intended to assist inmates to do legal work in a quiet law library setting. An inmate on PLU status who, while in the law library, is observed by staff to act in an unreasonably disruptive manner or to engage in non-legal work shall be removed from the PLU list and shall be dismissed from the library for that day. Inmates who are removed from the PLU list for these reasons shall be ineligible to reapply for PLU status for 30 calendar days, but may continue to use the law library on GLU status.

Inmates may not trade, transfer, or delegate their PLU status to other inmates. An inmate who assists another inmate in the preparation of legal documents may not use the PLU status of the inmate being assisted.

101120.11 Establishment of the Law Collection and Description

Each institution shall maintain at least one law library for the use of inmates, in print format, electronic format, or a combination of both. Except for items that are out of print, the Law Library collection shall include, but shall not be limited to, the following current and updated legal materials or their equivalent from other publishers:

Codes

- West's Annotated California Code.
- U. S. Code Annotated.

Digests

- West's California Digest (latest edition).
- West's Federal Practice Digest (latest edition).

Reporters

- West's California Reporter, volumes 1 to 286.
- West's California Reporter Second Series, volumes 1 to 135.
- West's California Reporter Third Series, volumes 1 to date.
- Federal Reporter Second Series., volumes 176 to 999.
- Federal Reporter Third Series, volumes 1 to date.
- Federal Supplement, volumes 180 to 999.
- Supreme Court Reporter, volumes 70 to date.

Shepards

- U. S. Citations.
- Federal Citations.
- California Citations

Secondary Sources

- A recognized law dictionary, such as Black's or Ballentine's (latest edition).
- Continuing Education of the Bar, California Criminal Law Procedures and Practices, (latest edition).
- Continuing Education of the Bar, Appeals and Writs in Criminal Cases (latest edition).
- U.S. Law Week (newspaper) 1 year backfile.
- Witkin and Epstein, California Criminal Law, (latest edition).

Electronic Collection

An institution may have as many copies of the electronic collection (LEDS) of legal titles placed in their general population libraries as needed. Each computer loaded with a copy must be licensed. Supplemental titles that are required but not available on LEADS must be made readily available to inmates through other resources.

101120.12 Maintaining a Current Law Library Collection

Print Law Library

Each set of case reports and statutes shall be kept current. Lost, stolen, or missing volumes that are damaged beyond use shall be replaced. A continuing subscription to advance sheets and new volumes shall be maintained for each set of reports or cases, and supplements to each set of codes, statutes, and other reference works shall be obtained and added to each library as they become available.

Law books not listed in DOM 101120.11, but currently existing at various facilities, may be retained in facility law libraries if they are not out of date, but need not be replaced in case of loss, theft, or mutilation.

Electronic Formats

Electronic collections shall be kept current. A continuing subscription to electronic law library material shall be maintained to ensure accuracy.

Lost, stolen, or missing discs shall be replaced. If DVDs do not arrive in a timely manner, a designated local library staff member shall check with the institution's warehouse and the sender and track the DVD shipment on a priority basis.

101120.13 Law Library Budget/Legal Material Replacement Procedures

Purchasing procedures for replacement of lost or damaged legal materials, updating the collections, obtaining supplements, revisions, and subscriptions include:

- Purchases of the annual subscriptions required to keep each inmate law library collection current and materials to replace items lost or damaged shall be made by the Procurement Officer at each facility. Such purchases are to be made from inmate law library funds, not regular library funds.
- Purchases of mandated law materials lost, damaged, stolen, or missing from the facility law library shall be made by the facility. The law library supervisor or designated library staff shall complete an annual inventory of the inmate law library and report to the library coordinator any lost, stolen, or missing print or electronic items or items damaged beyond use.
- Any required legal materials borrowed from outside the local facility and subsequently lost, damaged, or destroyed at the facility shall be replaced by the local facility. The law library supervisor or designated library staff shall submit a written report to the facility Warden and OCE and request funds from the institution budget for replacement of the lost title.
- Purchases of law books and other legal materials not on the required list shall be the responsibility of the facility.

101120.14 The Circulating Law Library

The following legal materials shall be available either through an outside source or through a circulating law library maintained by in the Department:

- Federal Supplement, volumes 1 to 179.
- United States Supreme Court Reports, Lawyer's Edition, First Series, V. 1-93.
- Corpus Juris Secundum (latest edition).
- California Reports, First Series.
- California Reports, Second Series.
- California Appellate Reports, First Series.
- Federal Rules Decisions.
- California Jurisprudence (latest edition).

Function

The function of the circulating law library shall be to transfer law books to facility law libraries for the temporary use of the inmates in those facilities.

Method

No inmate may request law library materials directly from the circulating law library. All requests must be processed through the library staff member designated to request materials from the circulating law library.

Upon receiving a request from an inmate for a particular volume in the circulating law library, a facility librarian shall immediately order that volume from the librarian of the circulation law library who shall dispatch it to the requesting facility librarian immediately upon receipt of the request or notify the requesting librarian that the volume is on loan. When the volume is received at the facility library, the librarian shall immediately notify the requesting inmate. The volume may be retained at the facility library up to three days during which time it shall be available for use by any inmate. If the requesting inmate demonstrates an inability to use the volume during the three-day period, the facility librarian may retain the volume for an additional four days.

- No volume shall be retained at any facility law library for a longer period than seven days unless the librarian ascertains from the circulating law library librarian that the volume is not on request by any other (facility) library.
- The circulating law library librarian may direct that any volume from that library on loan to a facility library be transferred directly to another facility library in satisfaction of a loan request.
- No inmate shall request more than five volumes from the circulating law library during any one-week period.

- The circulating law library shall be operated in such a manner as to ensure maximum access by all inmates to the volumes contained in said library.
- When possible, the circulating law library shall send a duplicated copy of the requested material to the requesting library rather than send the entire volume.
- Said copy may be retained indefinitely by the inmate requesting the material.

CDCR may contract the actual operation of the circulating law library to another agency providing that the required standards of service are retained.

101120.15 Photocopying/Computer Print-outs

Revised April 29, 2012

Legal duplication services may be provided to inmates for the purposes of initiating or maintaining a court action. The printed forms required by state and federal courts shall be made available to inmates. An inmate shall be required to pay for the duplication of printed forms and other written or typed materials, and for any special paper and envelopes required for mailing to the courts so long as the inmate has more than \$1.00 in their trust account or the inmate has attorney representation for the court action. An inmate who is indigent and is without attorney representation for the court action shall receive legal duplicating services without charge.

A legal document to be duplicated for any inmate, including all exhibits and attachments, shall be limited to the maximum number of pages needed for the filing, not to exceed 50 pages in total length. Inmates requesting copy services must clearly identify the pages to be copied. Requests by an inmate to duplicate a legal document exceeding 50 pages in length shall be granted when accompanied by a reasonable written explanation of the need. All inmate requests for duplication services must comply with applicable regulations and with DOM Chapter 1, Article 18, Sections 14010.21 through 14010.21.4.

An indigent inmate who does not have attorney representation may receive duplication services without charge, as described in CCR subsection 3162(d). All documents submitted for copying must be complete and ready for mailing.

Copies of law book pages, law review articles, and other documents listed in DOM Section 14010.21.3 shall not be duplicated without charge to the inmate.

101120.16 Reporting Library Statistics and Activities

A Quarterly Library Operations Report shall be completed and submitted no later than the fifteenth day of the first month of each quarter for the preceding quarter and shall be sent to the Superintendent of correctional education.

At the end of the fiscal year, an annual report incorporating the statistics and information of the quarterly reports of the preceding year shall be completed and submitted no later than the last working day of the first month in the new fiscal year. The Annual Report should include a brief narrative, no longer than one page, describing the achievements and challenges of the library program during the preceding year.

101120.17 Revisions

The Director, Division of Adult Rehabilitative Programs, or designee shall be responsible for ensuring that the contents of this Article are kept current and accurate.

101120.18 References

PC §§ 2600 and 5058.

CCR (15) (3) §§ 3006, 3120, 3121, 3122, 3123, 3124, 3161, 3162, 3164, 3331(i), 3331(j), 3343(i), and 3405.

ACA Standards 2-4015, 2-4230, 2-4231, 2-4442, 2-4443, and 2-4446 through 2-4450.