



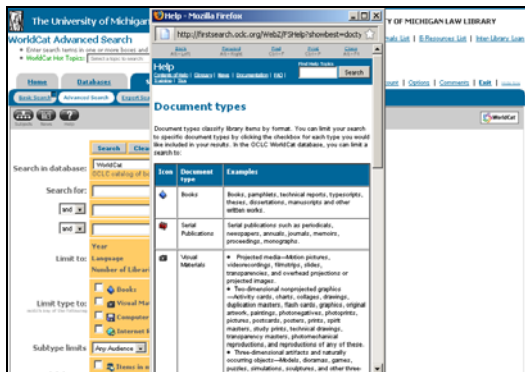
Slide 1

This tutorial will introduce you to the WorldCat catalog. We will discuss how to access WorldCat and how the search screens are organized. You will see a demonstration of how to do an advanced search and I'll explain how to read the search results.



Slide 2-6

WorldCat searches the OCLC Online Union Catalog, containing all the records cataloged by OCLC member libraries.



Slide 7-11

It allows you to search the catalog for books, journals, and a variety of other resources that are cataloged at any of the member libraries. Member libraries include libraries from all over the United States and some from foreign countries.



Slide 12

From the Law Library's Homepage, click the WorldCat link in the E-Resources box.



Slide 13

There are many ways to search using WorldCat.



Slide 14

One of the most common uses for law students is cite checking.



Slide 15-17
If the U of M library system does not have a book you need for journal cite checking or source gathering,



Slide 18
WorldCat is a great resource to check the citation.



Slide 21
This is because WorldCat is more flexible in its searching, so it may catch mistakes in information such as a slightly misnamed title.



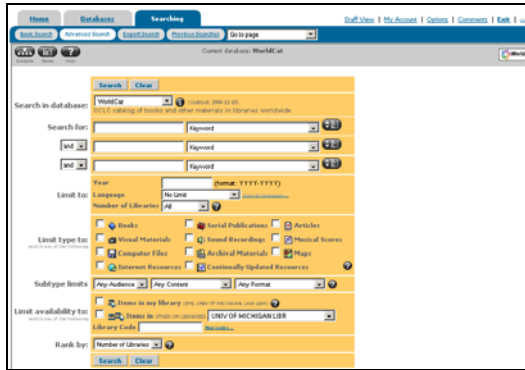
Slide 22-24
Another good reason to use WorldCat is to see what other titles are available on your research topic.



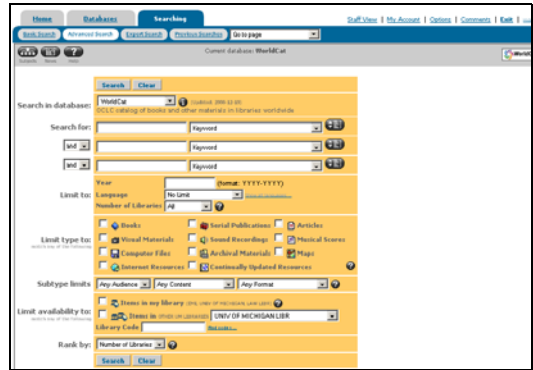
Slide 25-30
Because the law library has a large, but limited, collection WorldCat is a great resource to use to see what other materials



Slide 31
might be helpful that the Law Library does not own. You can request these sources through Interlibrary Loan. Please see the reference desk for more information.



Slide 32
As an example search, use the book “Academic legal writing: law review articles, student notes, seminar papers, and getting on law review,” by Eugene Volokh.



Slide 33-38
When you access WorldCat from the library’s website, the default search is an advanced search, which will provide many options to locate a text when you have some information about it. If you are not quite sure what you are looking for, and want to do a more general search, a basic keyword search may suffice.



Slide 39-40
In the “search for” area, type Academic Legal Writing, in the first box.



Slide 41-43
Select title from the drop down menu next to this box.



Slide 44
In the second box, leave “and” as the default connector from the drop down menu.

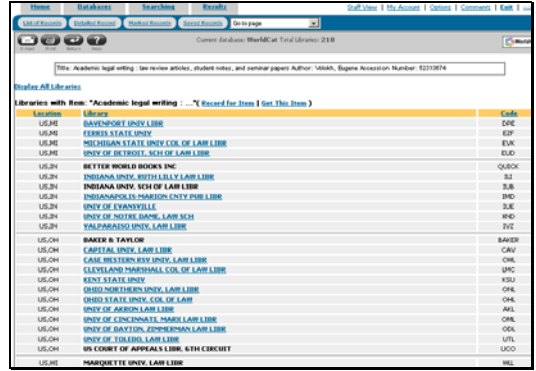


Slide 45-48
Type Eugene Volokh in the text box and select author from the accompanying drop down menu. Click search.



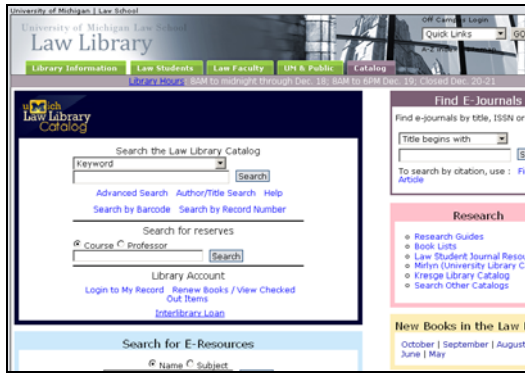
Slide 49

The “libraries worldwide” link and following number indicates the number of OCLC member libraries that currently own this book. If you click on this link,



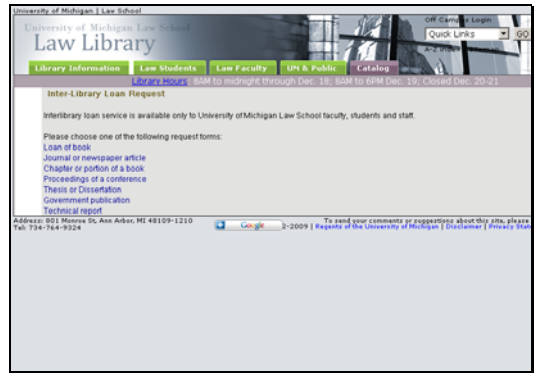
Slide 50

WorldCat will show you where the nearest copies are located. The Law Library does not currently use the OCLC system to request an inter-library loan.



Slide 51

If you would make an interlibrary loan request, please use the Interlibrary loan link



Slide 52

from the Law Library Catalog.