

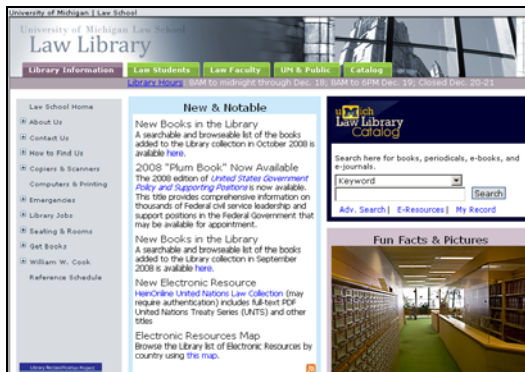
Slide 1

This tutorial will introduce you to the Law Library Website. We will discuss the tab structure of the site and familiarize you with the locations of important and helpful tools.



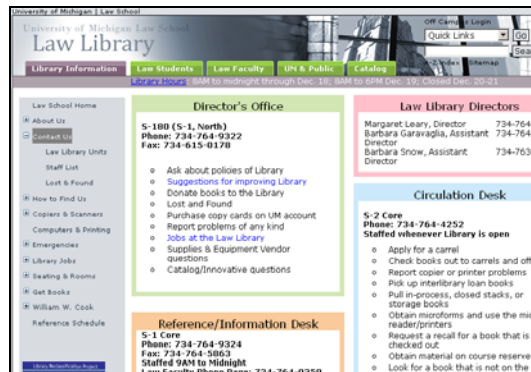
Slide 2

This tutorial will provide a brief overview for each of the tabs. For more in-depth information about the Students tab, please view the Students Tab tutorial.



Slide 3

When you open the Law Library's homepage at www.law.umich.edu/library the default tab is the Library Information tab. You can see which tab is open by the color of the tab; an open tab will be purple while the other tabs will be green.



Slide 4-9

The Library Information tab includes basic information about the library. Under the Library Information tab you can find the contact information for the library and its various departments by clicking the "contact us" link.



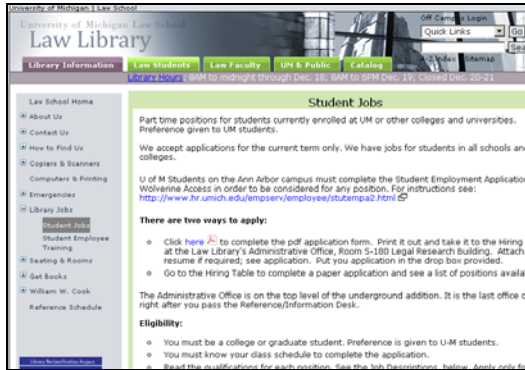
Slide 10

This link will also give you information about the lost and found.

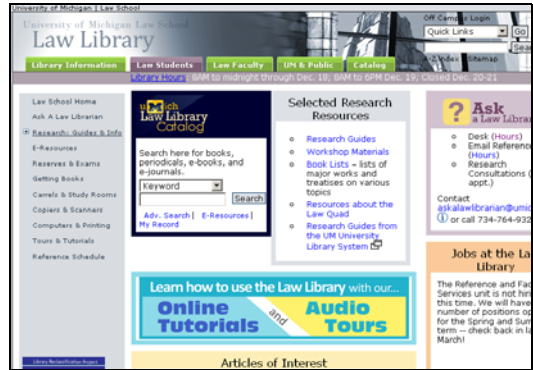


Slide 11-12

Under the "about us" link, you can find complete information about the building hours. Under the Library Information tab



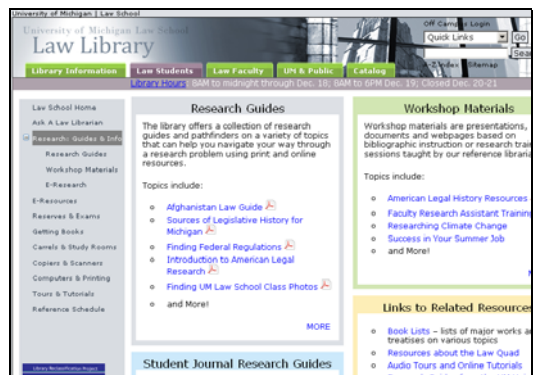
Slide 13-14
you can also find information about jobs at the law library.



Slide 15-16
The Law Students tab highlights information



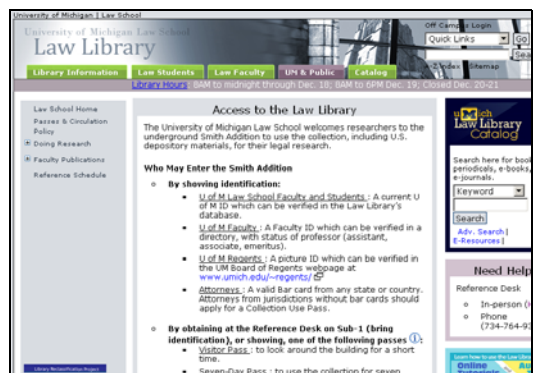
Slide 17
that is most useful to current law students at the University Of Michigan Law School. This tab includes some information of general interest, but it also includes information about some services only available to law students. Some of the information on this tab that is of general interest includes the online tutorials and audio tours.



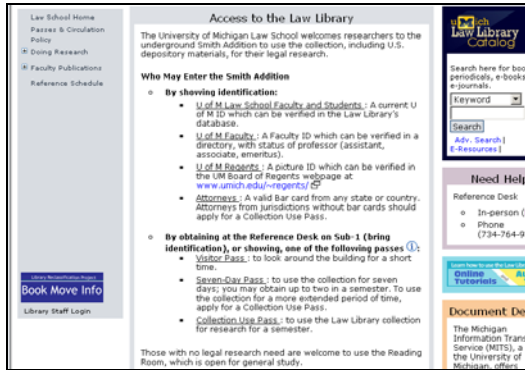
Slide 18 - 19
This tab also provides a link to Research Guides and Law Journal Resources. For a more detailed discussion of this tab please see the Law Students tab tutorial.




Slide 20-21
The Law Faculty tab features information that is most useful for the Faculty of the University of Michigan Law School. Services highlighted on this tab are only available to Michigan Law Faculty.



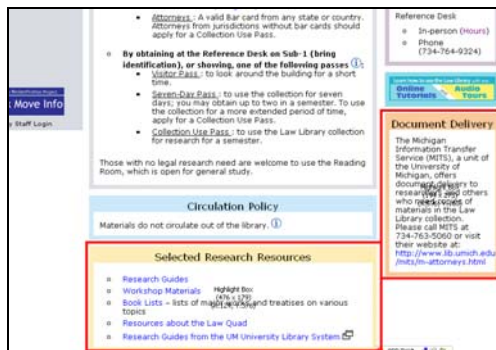
Slide 22-24
The UM & Public tab provides information that is most useful to users associated with the University of Michigan outside Law School, and to members of the general public.



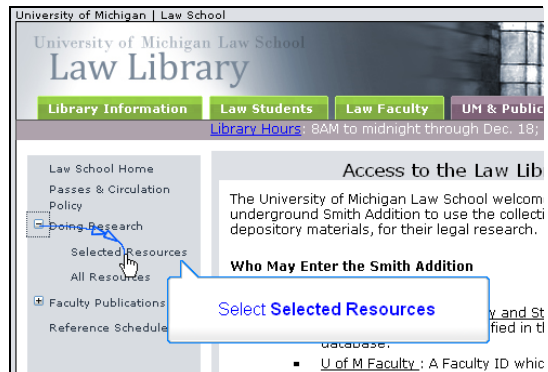
Slide 25-28
Here you can find information about how to gain access to the law library,



Slide 29
the circulation policy,



Slide 31-34
the document delivery service, and selected research resources.



Slide 36
In addition, the UM & Public tab provides



Slide 37-40
information especially for Non-Law School users about the availability of electronic resources, noting what is available to non-Law School users both within the law library and from outside the law library.

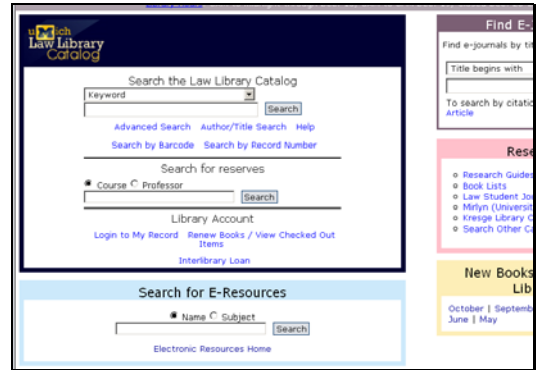


Slide 41
From this tab you can also access the UMich Law Library Catalog and other University of Michigan Library Catalogs.



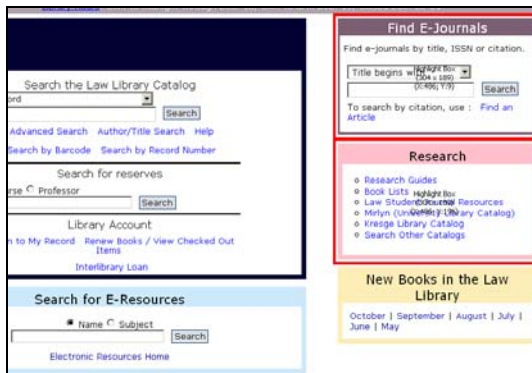
Slide 43-44

The Catalog tab is useful to users regardless of whether you are associated with the Law School. The Catalog tab provides access to the UMich Law Library Catalog. From this tab



Slide 45

you can also search for E-Resources or link directly to the E-Resources page, which provides more information about the E-Resources available from the Law Library.



Slide 47-48

Additionally, you can search for E-Journals under the Catalog tab and get access to research tools like the research guides and other University of Michigan Library Catalogs.



Slide 49

There is a link on every tab, with the exception of the catalog tab,



Slide 51

to the Law School Homepage and information about the book move project.



Slide 52-53