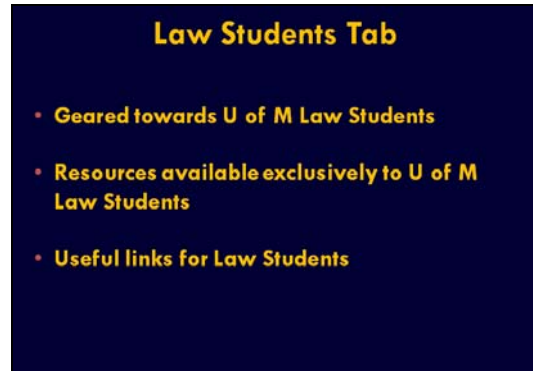


# Law Student Tab on the UMich Law Library Website



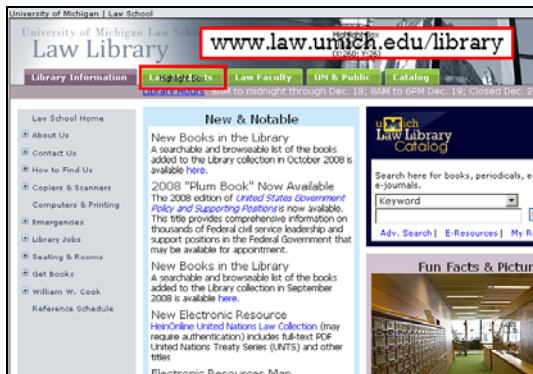
Slide 1

This tutorial will help you become familiar with the Law Students tab on the Law Library website.



Slide 2

This tab highlights information and resources that are most useful to University of Michigan Law Students.



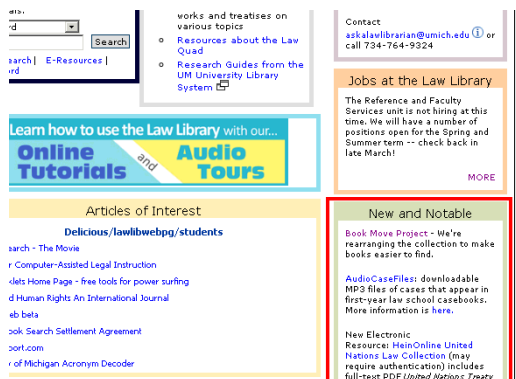
Slide 3-4

To access the Law Students tab, go to the Law Library homepage at [www.law.umich.edu/library](http://www.law.umich.edu/library). Once at the homepage, click the Law Students tab.



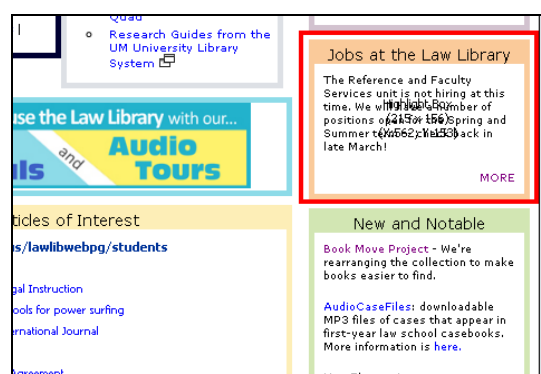
Slide 5

This will take you to the front page of the Law Students tab.



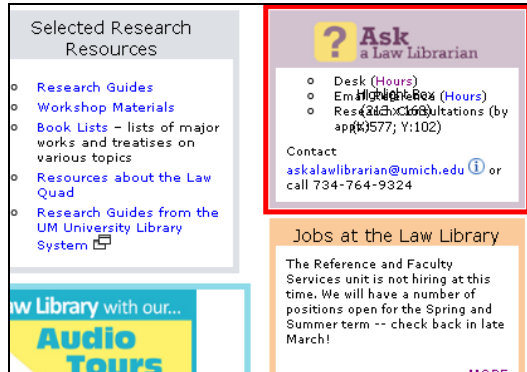
Slide 6

There is a section called "New and Notable" informing you of recent developments and facts that may be of interest to Law Students in the law library.



Slide 7

Additionally, there may be information about jobs available at the Law Library, during times when the library is hiring.



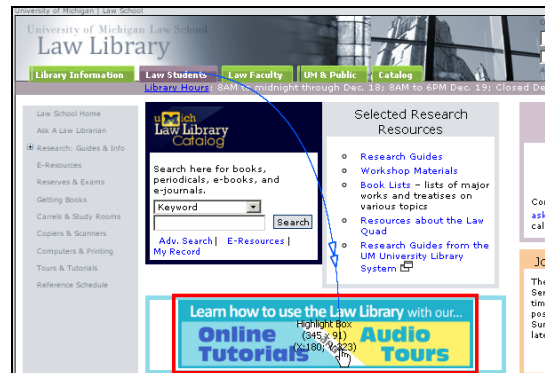
Slide 8-9  
The "Ask a Law Librarian" section provides information about how to use the library's email reference service, and other ways to get reference assistance.



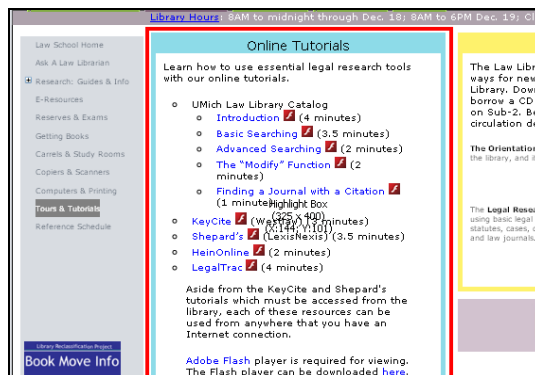
Slide 10  
Click on "Ask a Law Librarian" for more information about the service. Note that this service is only available to U of M Law Students.



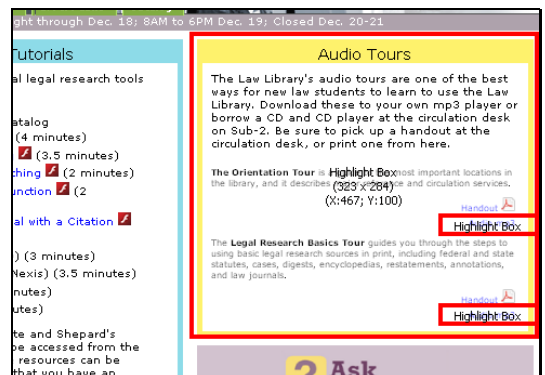
Slide 11  
The "Ask a Law Librarian" service allows U of M law students to email or call or set up a consultation appointment to get research help from a reference librarian.



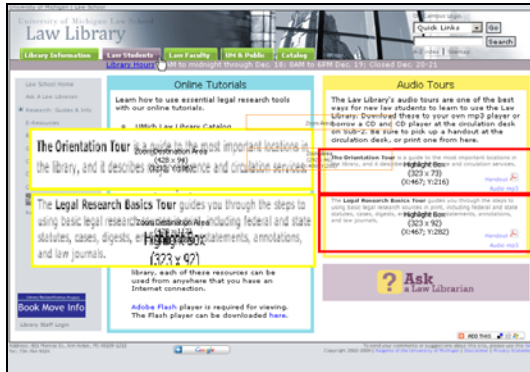
Slide 12  
Back on the front page of the Law Students tab is a link to the online tutorials and the downloadable library audio tours.



Slide 13  
The online tutorials demonstrate how to use a variety of library resources.



Slide 14  
The audio tours are tours of the library which are intended for use within the library. We provide the mp3's here for download to your own mp3 player or you can borrow a CD and CD Player at the Law Library Circulation Desk.



Slide 15  
The orientation tour is a basic introduction to the library and the legal research basics tour gives a more in-depth tour of the law library's resources including example problems which demonstrate how to use print resources.



Slide 16-21  
From the Law Student tab front page, you will find a link to information about carrels and study rooms. Here you can learn how to reserve a study carrel, or for larger groups, how to reserve the group study rooms on Sub-3.



Slide 22-3  
The Law Student tab also provides student-specific information about use of the copiers and scanners, as well as computers and printing.



Slide 24-6  
The "computers and printing" link will give you information about the printing allotment for law students, the computer labs available only for law student use, using the internet in the law library, and access to Lexis, Westlaw and Loislaw.

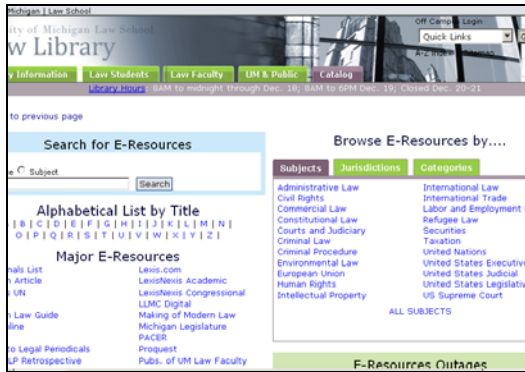


Slide 27  
The copiers and scanners link provides information about the photocopiers available in the law library and the scanners available to students.



Slide 28-30  
From the Law Students tab you can also find a link to the E-Resources available from the Law Library.

# Law Student Tab on the UMich Law Library Website



Slide 31  
This link will take you to the e-resources homepage on the law library website.



Slide 32  
From the Law Students tab front page, you can also find a link to information about how to access the books in the Law Library's collection.



Slide 33  
This link will help you understand how to locate books and the Law Library's policy on checking out books to carrels, as the Library does not permit the books to leave the building.



Slide 34  
From the Students tab front page, there is a link to Reserves and Exams.



Slide 35  
This link provides instructions on how to search for reserves and exams. It also provides a search box for the UMich Law Library Catalog



Slide 36  
so you can immediately search for the reserves or exams you are looking for.

# Law Student Tab on the UMich Law Library Website



Slide 38-43

If you are researching then the Research: Guides and Info link may be very helpful. The research guides are a collection of guides written by our own reference librarians and a selection of guides from other sources. These guides offer suggestions and advice on researching particular topics.



Slide 44-48

From the Research Guides and Info link you can access workshop materials from presentations by reference librarians and a selection of research guides which may be of interest to journal members.



Slide 49

In addition to these links, the Law Student tab contains links to more general information, in particular to the Law School homepage and to information about the Law Library's on-going book move project.