

Slide 1  
This tutorial will continue the introduction to the Lexis Nexis Congressional electronic resource.



Slide 2  
We will how to use the Legislative Histories, Bills and Laws Search tool.



Slide 3  
The Legislative Histories, Bills, and Laws Search Tool allows you to search legislative histories, bill tracking reports, bills, voting records, public laws, statutes at large, and U.S. Code.



Slide 4  
Legislative histories cite congressional publications



Slide 5  
and Congressional Record debates associated



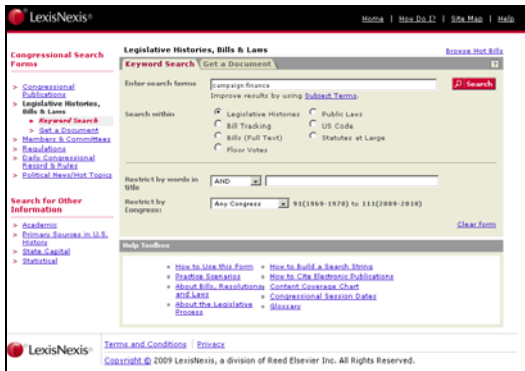
Slide 6  
with each public



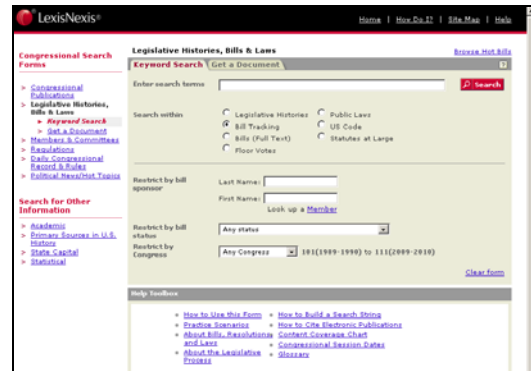
Slide 7  
law. Referenced publications may include congressional reports,



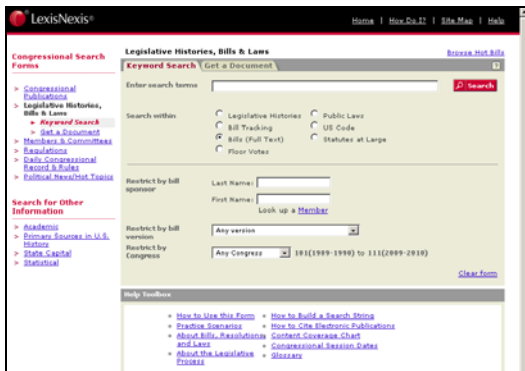
Slide 8  
hearings, documents, and/or prints. A legislative history compilation enables researchers to trace the development of a law from its earliest consideration to its signing by the President.



Slide 9  
Bill tracking follows the



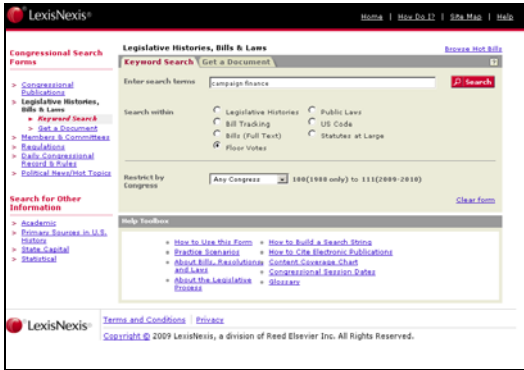
Slide 10  
status of a bill in the legislative process.



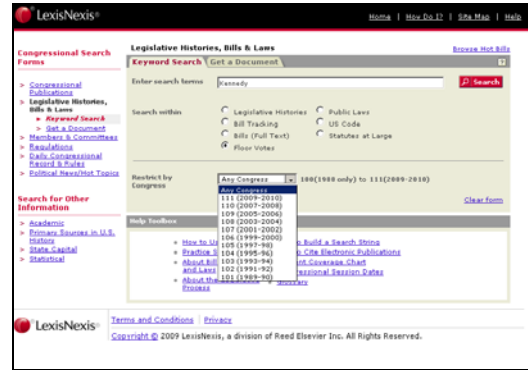
Slide 11  
The Bills (full text) option searches the text of bills back to 1989.



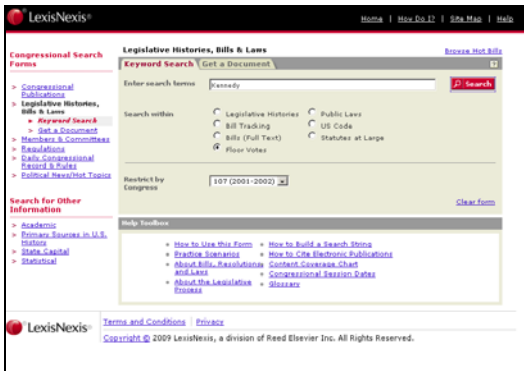
Slide 12  
The Floor votes option is useful to find how a member has voted on bills from the current or past Congresses.



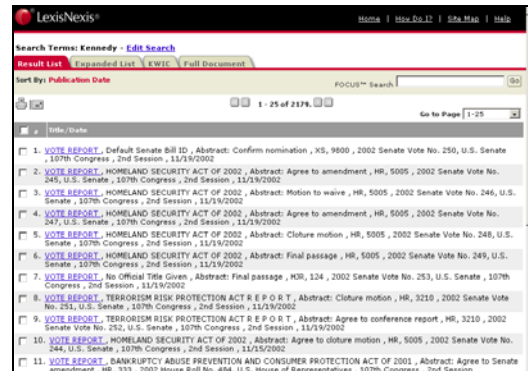
Slide 13-14  
This method also allows you to search



Slide 15-16  
for how a particular bill was voted on.



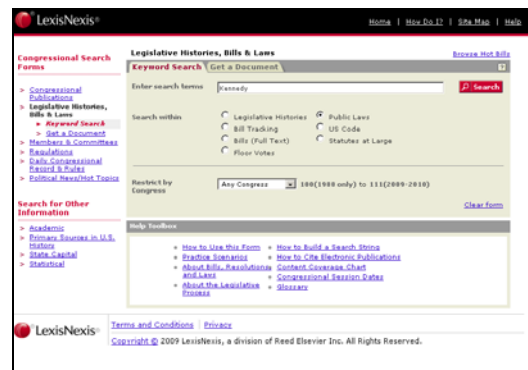
Slide 17  
Floor votes are votes taken on the floor



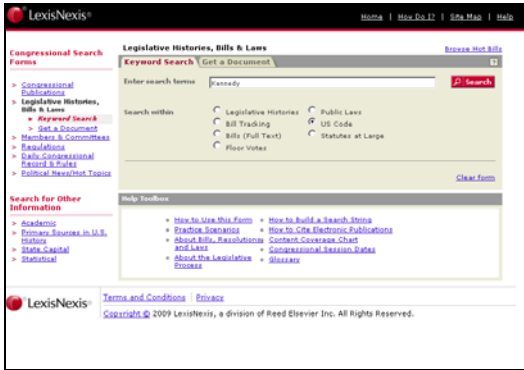
Slide 18  
of the House or Senate by the full Chamber, and do not include votes taken within committees.



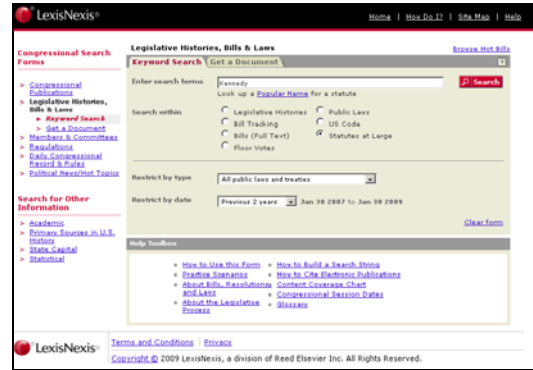
Slide 19  
The public laws search option searches all public laws from 1988 to the present.



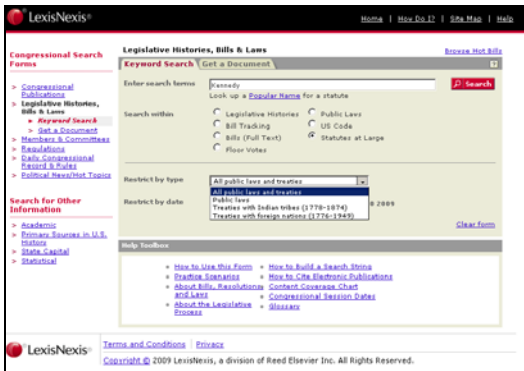
Slide 20  
Public laws are added to the database within two weeks after they are passed.



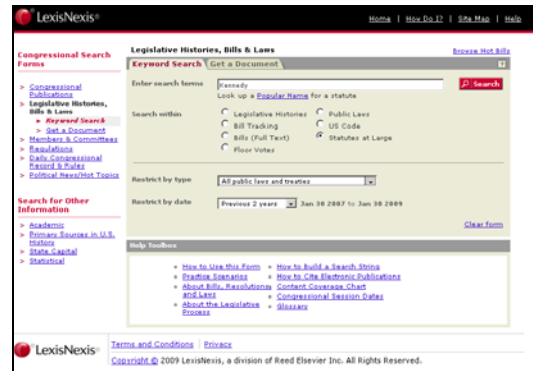
Slide 21  
The U.S. Code option allows the user to search the full text of the United States Code Service (USCS) as published by Matthew Bender. USCS is an annotated version of the U.S. Code that arranges the current public laws of the United States by subject titles.



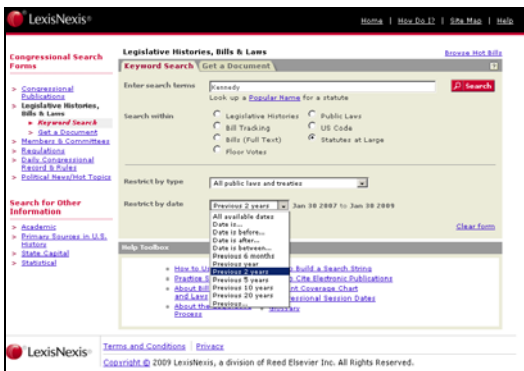
Slide 22  
Finally, the statutes at large option searches the official compilation of public and private laws printed by the Government Printing Office from 1789 to the present.



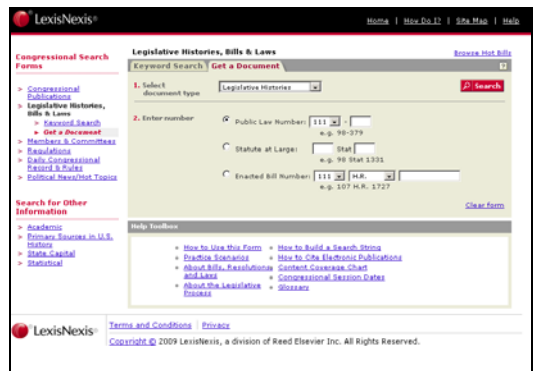
Slide 23  
In the Legislative Histories, Bills and Laws Search Tool, there are two search forms: Keyword and Get a Document. The Keyword search form performs a keyword search in the text of the resources.



Slide 24  
In the Keyword search form you can narrow your search by various items



Slide 25-26  
depending on the resource you choose to search.



Slide 27  
The Get a Document search form is useful to locate a document when you already have its citation.