

Slide 1
This tutorial will continue the introduction to the Lexis Nexis Congressional electronic resource.



Slide 2
We will discuss how to use the Members and Committees Search Tool.



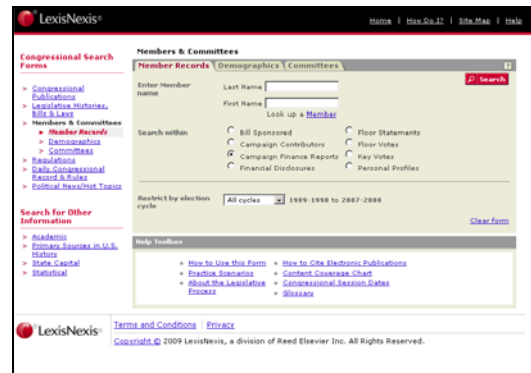
Slide 3
The Members and Committees Search Tool allows you to search for information on current members of congress. There are three search forms: Member Records Search, Demographics Search and the Committees Search.



Slide 4-6
The Member Records Search allows you to search the records of current members of Congress, including bill sponsorships, voting records,



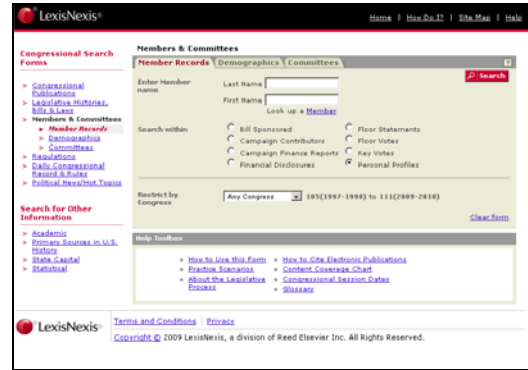
Slide 7
financial disclosure statements,



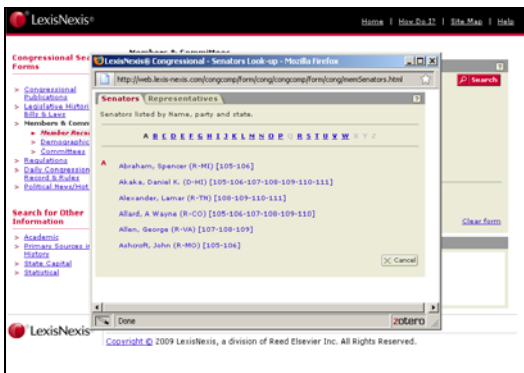
Slide 8
campaign finance reports,



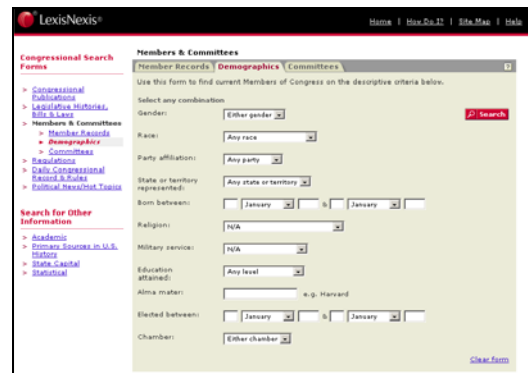
Slide 9
floor statements



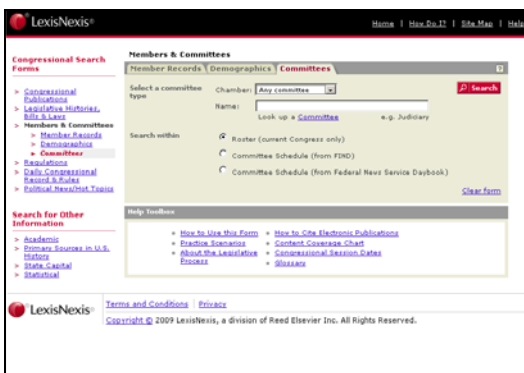
Slide 10
and biographical information. In the Member Record Search form



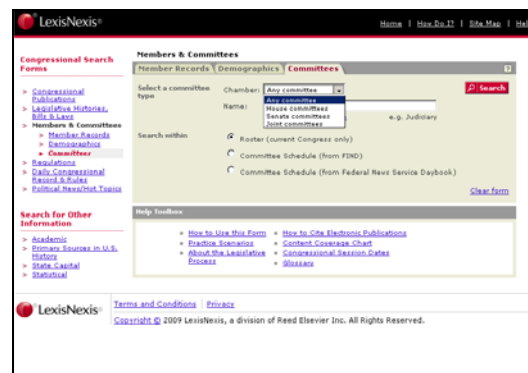
Slide 11
you can search by first or last name of a member of Congress.



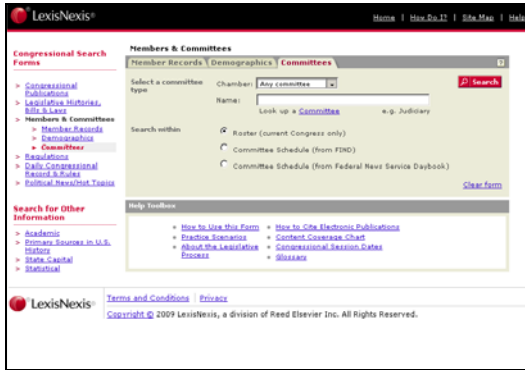
Slide 12
The Demographics Search allows you to search current members of Congress according to demographic criteria, including gender, race, party, state and even alma mater. In this search form you can select any combination of criteria to find current members of Congress that fit the description you select.



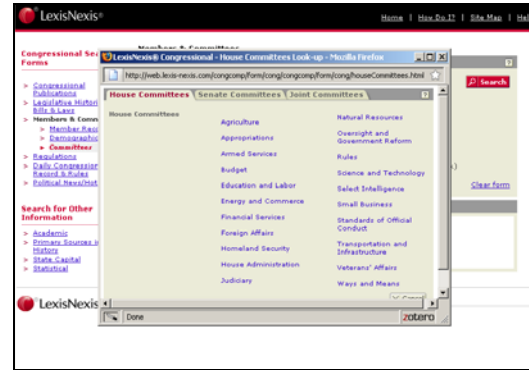
Slide 13
Finally, the Committees Search allows you to search for information on Congressional Committees, including membership and schedule information.



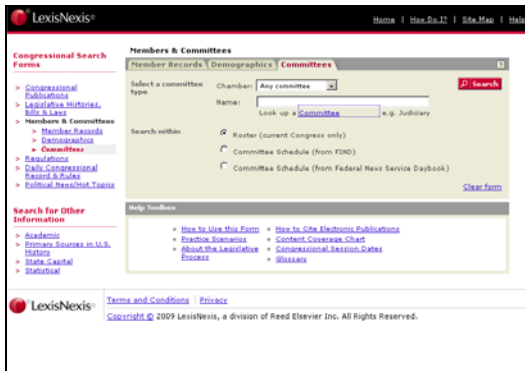
Slide 14
In this search form you can select which group of committees you wish to search, Senate Committees, House Committees, Joint Committees or any Committee.



Slide 15
Additionally, if you are unsure of the Committee you are looking for you can click the link to look up a Committee below the search field



Slide 16
and can then browse a list of Committees alphabetically according to which house the Committee is in.



Slide 17
You can also select whether to search in the Committee's Roster or Schedule.