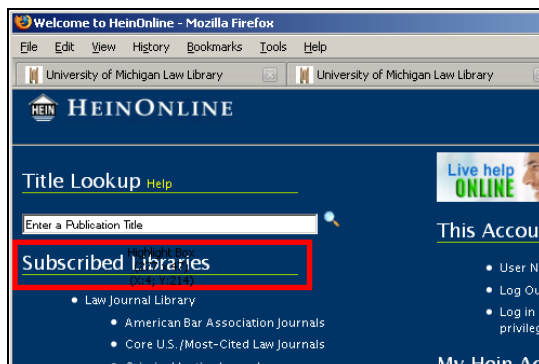
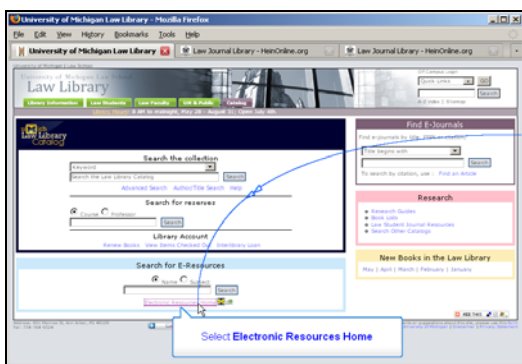




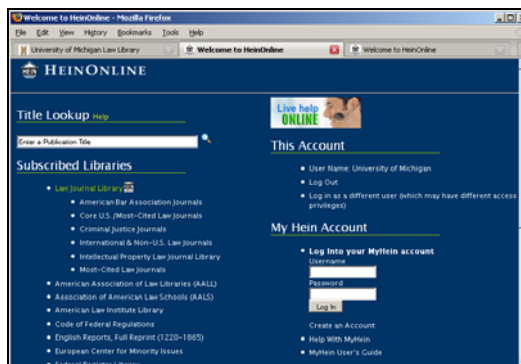
Slide 1
HeinOnline provides access to electronic copies of journal articles in PDF format.



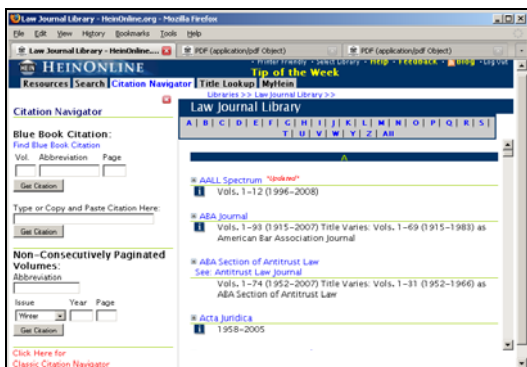
Slide 2-3
Additionally, you can see what other types of documents are available on HeinOnline by browsing through the other Subscribed libraries.



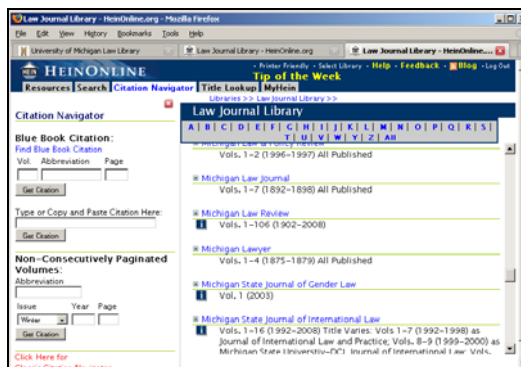
Slide 4-5
You can access HeinOnline through the E-Resources page of the law library's website.



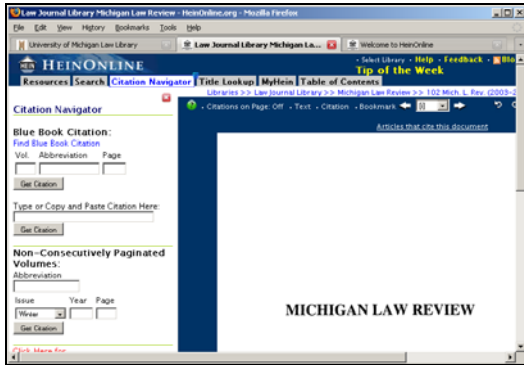
Slide 6
To locate a journal or article select the "Law Journal Library" link at the top of the page.



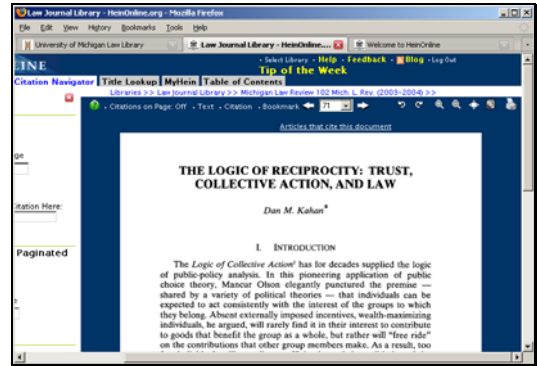
Slide 7-8
To locate a journal or article select the "Law Journal Library" link at the top of the page. This will open the journal catalog, which you can browse alphabetically or you can enter a citation in the citation navigator on the left to pull up a specific article. To find an article using the alphabetical index, click the letter that the Journal title begins with. If the article is in the Michigan Law Review, you would click on "M" for Michigan Law Review.




Slide 9
Browse through the list until you find "Michigan Law Review".



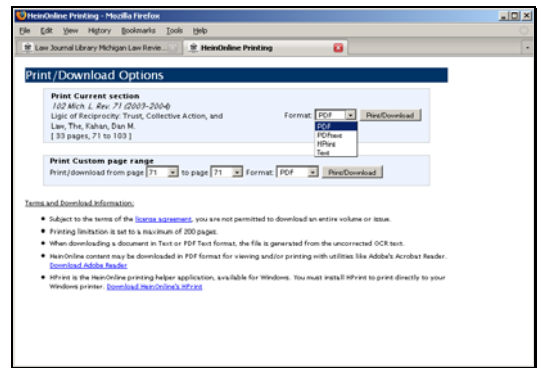
Slide 27-32
by typing the indicated citation information into the text boxes or pasting the citation into the second search box and clicking “get citation”.



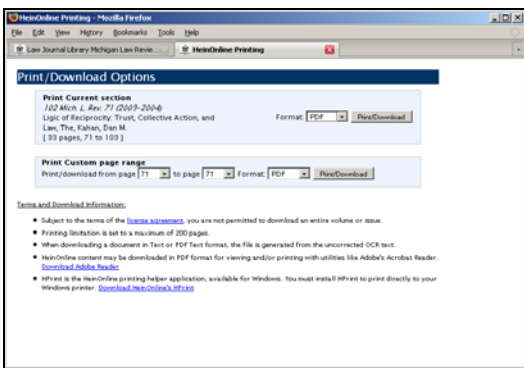
Slide 33
This method takes us to the exact page of the article.




Slide 34
To save or print the article, click on the printer icon in the upper right corner.



Slide 35
Here you can save or print the whole article, or an indicated page range in a PDF, PDFtext or text format.



Slide 36-37
The “Print Current Selection” option will open the whole article and the “Print Custom Page Range” option will open only the page or pages you indicate.



Slide 38
When you click print/download to PDF the article will load in Adobe Acrobat in PDF format. From here you can print the article or save it to your files.