

Article Linker Find An Article

Slide 1



Slide 2

This tutorial will introduce you to the Find an Article resource.

Article Linker/ Find An Article

- How to access Find An Article
- Organization of search screens
- Basic searching
- Reading results

Slide 3

We will discuss how to access Find an Article and how the search screens are organized. You will see a demonstration of how to do a basic search and I'll explain how to read the search results.

Find An Article

- Access full-text articles on-line



Animation
(790 x 555)

- Search for an article in library catalog

Slide 4

Find an Article searches the Law Library's subscriptions and free services for a full-text electronic copy of the journal article you are looking for. It allows you to access full-text articles online based on the Law Library's subscriptions to services like HeinOnline and LegalTrac.

Find An Article

- Access full-text articles on-line



- Search for an article in library catalogs



Copy of Find An Article

Find an Article will also allow you to search for the article in the Law Library Catalog and the catalogs for other libraries on campus.



Slides 6-10

To access Find an Article, from the Law Library's Homepage, in the E-Resources box, click "Find an Article".

Article Linker/Find An Article

Find An Article

With Find An Article, You Can Search By:

- Article Title
- Journal Name
- Journal Volume
- Journal Issue
- Journal Page Number
- Date of Publication
- Author's First Name
- Author's Last Name
- Corporate Author

Animation (790 x 555) (0/0, 1/0)

Slide 11

The link from the Law Library's Homepage will take you to the "Find an Article" search screen. From this screen you can search for an article using its title, the Journal name, the Journal volume, issue, or page number, the date of publication, by the author's first or last name, or the corporate author.

Slide 12

the ISSN which is the International Standard Serial Number, DOI or Digital Object Identifier, or PMID or PubMed Identifier.

Find An Article

With Find An Article, You Can Search By:

- Article Title
- Journal Name
- Journal Volume
- Journal Issue
- Journal Page Number
- Date of Publication
- Author's First Name
- Author's Last Name
- Corporate Author
- Title Begins With
- Title Equals
- Title Contains All Words
- ISSN Equals

Animation (790 x 555) (0/0, 1/0)

Slide 13

You can also search for a Journal by "Title begins with",

Slide 14-15

"Title equals", "Title contains all words", or "ISSN equals".

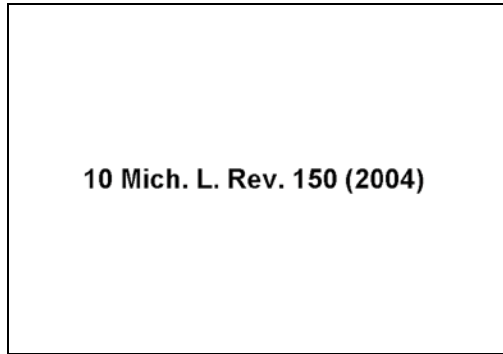
Slide 16-17

To use Find an Article you must already in particular you need at least the name of the journal or the ISSN; have some information about the article you are looking for,

Slide 18-19

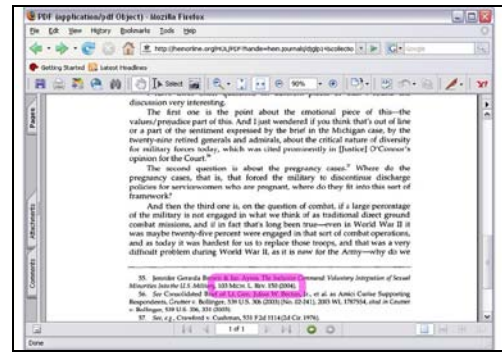
Slide notes: however, if you search with just one of these Find an Article will only locate online access to the journal, and not to a specific volume, article or page within the journal. In general, the search will more easily locate the article if you provide the most information possible, so be sure to include as much information as you have.

Article Linker/Find An Article



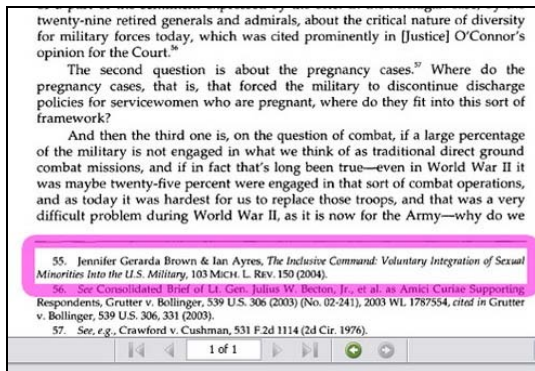
Slide 20

As an example, you can use a typical journal citation such as 10 Mich. L. Rev. 150 (2004), to search for the article.



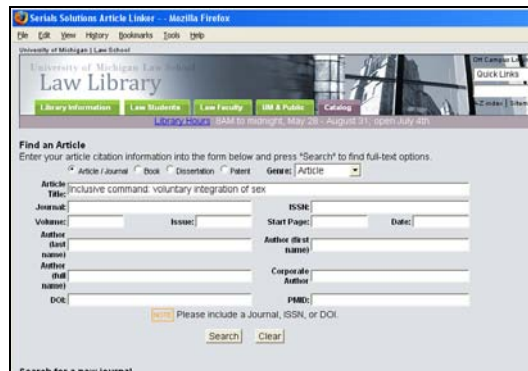
Slide 21

This indicates volume number 103 of the Michigan Law Review, beginning on page 150.



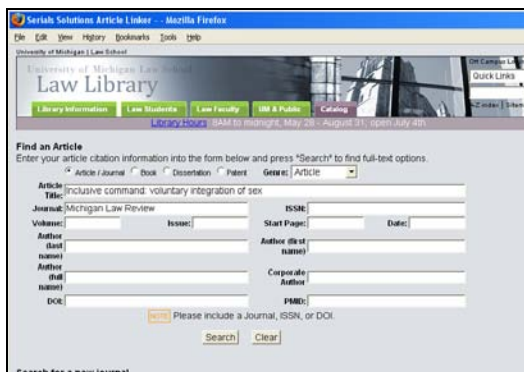
Slide 22

Slide notes: The article title is “The Inclusive Command: Voluntary Integration of Sexual Minorities Into the U.S. Military” and the year of publication is 2004.



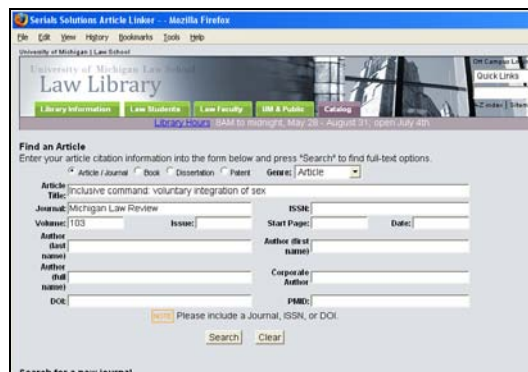
Slide 23-24

Slide notes: Type Michigan Law Review in the Journal box.



Slide 25

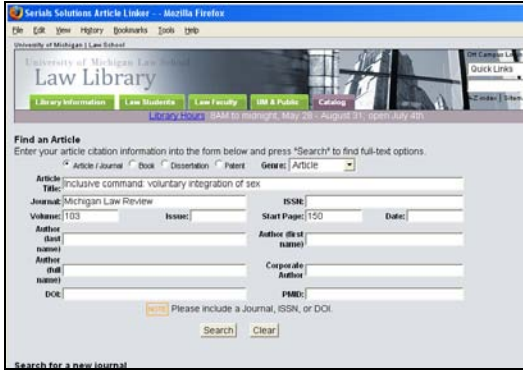
Type 103 in the volume box



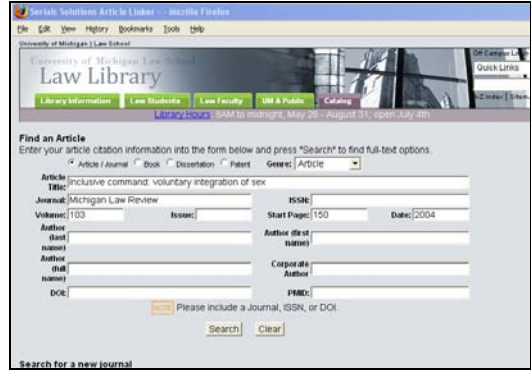
Slide 26

and 150 for the start page.

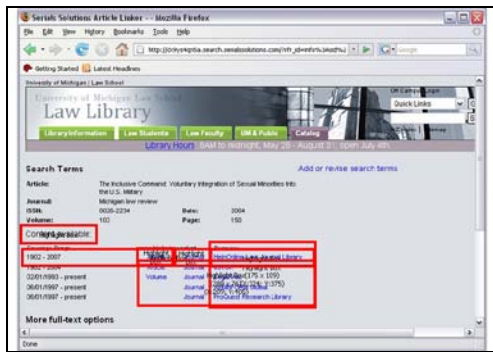
Article Linker/Find An Article



Slide 27
Type 2004 for the date.



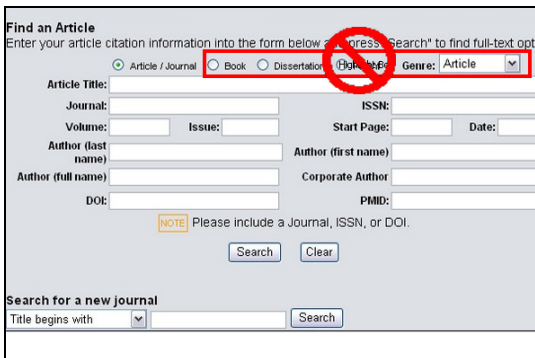
Slide 28
Click search.



Slide 29
If the journal is available online, Find an Article will display a list of sources where you can access this article. The online resources are listed under Content Available. For our search, there are resources in HeinOnline, JSTOR, LegalTrac, ABI/INFORM Global, and Proquest. The sources will vary depending on the journal you've searched for. The HeinOnline resource is referenced on the first line; the links will take you directly to the article, the journal or the HeinOnline Journal Library, respectively. The links for the remaining resources each take you to the individual resource.



Slide 30-33
You can also follow the links under Search Campus Library Catalogs" to see if a hard copy of the journal article is available in any of the U of M Campus Libraries.



Slide 34
You may notice on the "Find an Article" search screen that there are several other search options available. At the top of the screen there are options to search for a Book, a Dissertation, a Patent or by Genre. These options are currently not linked to databases and so are currently unavailable for use.